

Katalog :1102001.6305



# KABUPATEN Tapin Dalam Angka

*Tapin Regency in Figures*

# 2022



BADAN PUSAT STATISTIK  
KABUPATEN TAPIN  
BPS-STATISTICS of TAPIN REGENCY



**KABUPATEN**

**Tapin**

**Dalam Angka**

---

*Tapin Regency in Figures*

**2022**

**KABUPATEN TAPIN DALAM ANGKA**  
***Tapin Regency in Figures***  
**2022**

ISSN: 0215-6814

No. Publikasi/*Publication Number*: 63050.2201

Katalog /*Catalog*: 1102001.6305

Ukuran Buku/*Book Size*: 14,8 cm x 21 cm

Jumlah Halaman/*Number of Pages* : liv +468 hal/*pages*

Naskah/*Manuscript*:

BPS Kabupaten Tapin

*BPS-Statistics of Tapin Regency*

Penyunting/*Editor*:

BPS Kabupaten Tapin

*BPS-Statistics of Tapin Regency*

Desain Kover/*Cover Design*:

BPS Kabupaten Tapin

*BPS-Statistics of Tapin Regency*

Ilustrasi Kover/*Cover Illustration*:

Kantor Bupati Kabupaten Tapin/*Regent Office Tapin Regency*

Diterbitkan oleh/*Published by*:

©BPS Kabupaten Tapin/*BPS-Statistics of Tapin Regency*

Dicetak oleh/*Printed by*:

CV. KBM Banjarbaru

Dilarang mengumumkan, mendistribusikan, mengomunikasikan, dan/atau menggandakan sebagian atau seluruh isi buku ini untuk tujuan komersil tanpa izin tertulis dari Badan Pusat Statistik.

*Prohibited to announce, distribute, communicate, and/or copy part or all of this book for commercial purpose without permission from BPS-Statistics Indonesia.*

**TIM PENYUSUN/TEAM MEMBERS**

**Pengarah/Director**

Masfian Noor, SST

**Penanggung Jawab/Persons in Charge**

Masfian Noor, SST

**Penyunting/Editors**

BPS Kabupaten Tapin

**Pengolah Data dan Penulis Naskah/Data Processing and Authors**

BPS Kabupaten Tapin

**Penata Letak/Layout Designers**

BPS Kabupaten Tapin

<https://tapinkab.bps.go.id>



## **KONTRIBUTOR DATA/DATA CONTRIBUTOR**

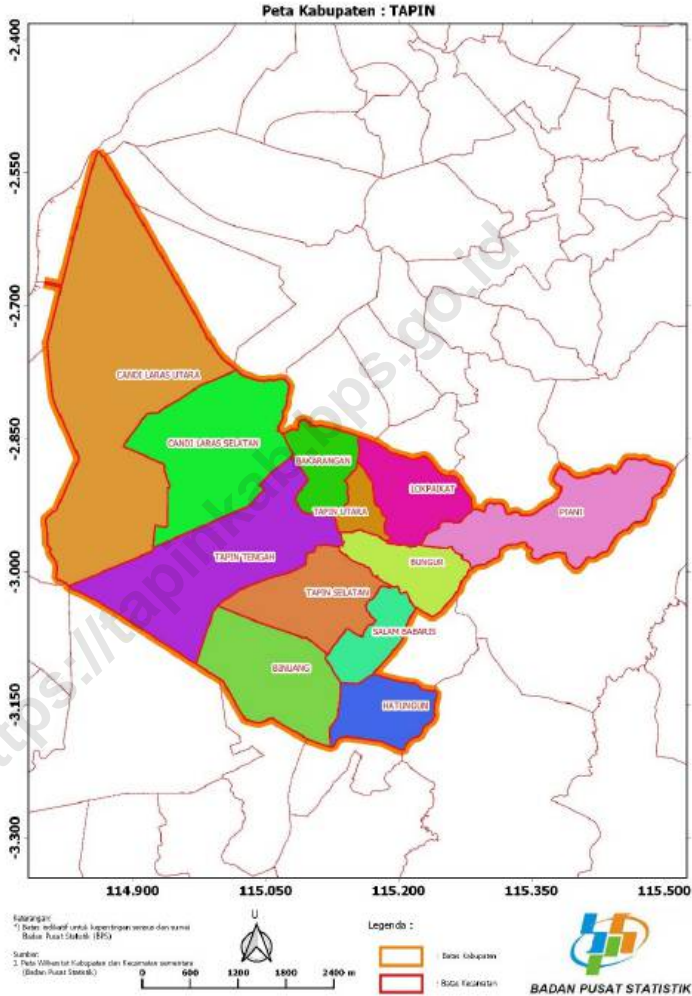
1. Kementerian Agama/*Ministry of Religious Affair*
2. Kementerian Pendidikan dan Kebudayaan/*The Ministry of Education and Culture*
3. Badan Meteorologi Klimatologi dan Geofisika/*Meteorological, Climatology, and Geophysical Agency*
4. Badan Pusat Statistik/*BPS-Statistics Indonesia*
5. Kantor Pertanahan Kabupaten Tapin/*Land Office of Tapin Regency*
6. Kantor Laboratorium PHTPH Sungai Raya, HSS/*Office of Laboratory PHTPH Sungai Raya, HSS*
7. DPRD Kabupaten Tapin/*Regional Legislative Council of Tapin Regency*
8. Badan Kepegawaian dan Pengembangan SDM Kabupaten Tapin/*Regional Personnel Board and HRD of Tapin Regency*
9. Badan Pengelolaan Keuangan dan Aset Daerah (BPKAD) Kabupaten Tapin/*Office for Management of Regional Revenue, Finance and Assets of Tapin Regency*
10. Badan Pemberdayaan Masyarakat dan Pemerintahan Desa (BPMPD)/ *Social Development and Village Governmental Board*
11. Dinas Kependudukan dan Catatan Sipil Kabupaten Tapin/*Department of Population Civil Registration of Tapin Regency*
12. Dinas Tenaga Kerja Kabupaten Tapin/*Labor Services of Tapin Regency*
13. Dinas Kesehatan Kabupaten Tapin/*Public Health Office of Tapin Regency*
14. RSUD Datu Sanggul/*Datu Sanggul General Hospital*
15. RSUD Handayati/*Handayati Hospital*
16. Dinas Pengendalian Penduduk dan KB/*Department of Population Control and Family*
17. Polres Kabupaten Tapin/*Resort Police of Tapin Regency*
18. Pengadilan Agama Rantau/*Religious Courts Rantau*
19. Kejaksaan Negeri Tapin/*State Prosecutor of Rantau*
20. Pengadilan Negeri Tapin/*State Court of Rantau*
21. Rumah Tahanan Rantau/*Detention of Rantau*
22. Badan Lingkungan Hidup Kabupaten Tapin/*Environmental Agency of Tapin Regency*

23. Dinas Pemberdayaan Perempuan dan Perlindungan Anak Kabupaten Tapin/  
*Women Empowerment and Children Protection Agency of Tapin Regency*
24. Dinas Perpustakaan dan Kearsipan Kabupaten Tapin/*Library and Archives  
Services of Tapin Regency*
25. Dinas Sosial Kabupaten Tapin/*Department of Social of Tapin Regency*
26. Dinas Pertanian Kabupaten Tapin/*Agriculture Service of Tapin Regency*
27. Dinas Perikanan Kabupaten Tapin/*Fisheries Service of Tapin Regency*
28. Dinas Ketahanan Pangan Kabupaten Tapin/*Food Security Agency of Tapin  
Regency*
29. Dinas Perindustrian dan Koperasi Kabupaten Tapin/*Industry and Cooperative  
Service of Tapin Regency*
30. PDAM Kabupaten Tapin/*Water Supply Regional Enterprise of Tapin Regency*
31. PT PLN (Persero) Ranting Rantau/*State Electricity Enterprise of Rantau*
32. Dinas Kebudayaan dan Pariwisata Kabupaten Tapin/*Cultural and Tourism  
Service of Tapin Regency*
33. Dinas PU Kabupaten Tapin/*Public Work Service of Tapin Regency*
34. Kantor UPPD Samsat Kabupaten Tapin/*One-Stop Administration Services  
Office*
35. PT. Pos Indonesia (Persero) Kabupaten Tapin/*Post Indonesia Co. Ltd in Tapin  
Regency*
36. PT. Telkom/*PT. Telkom*
37. Dinas Perdagangan Kabupaten Tapin/*Trade Service of Tapin Regency*





## PETA WILAYAH KABUPATEN TAPIN MAP OF TAPIN REGENCY





**KEPALA BPS KABUPATEN TAPIN**  
**CHIEF STATISTICIAN OF TAPIN REGENCY**



**MASFIAN NOOR, SST**





## KATA PENGANTAR

Kabupaten Tapin Dalam Angka 2022 adalah publikasi yang diterbitkan oleh Badan Pusat Statistik (BPS) Kabupaten Tapin. Publikasi ini merupakan lanjutan dari publikasi sebelumnya yang menyajikan beragam jenis data yang bersumber dari BPS dan institusi lain di lingkup Kabupaten Tapin

Publikasi ini memuat gambaran umum tentang keadaan geografi dan iklim, pemerintahan, penduduk dan tenaga kerja, sosial, pertanian, industri, listrik, air minum, perdagangan, transportasi, hotel, pariwisata, dan keuangan. Setiap jenis statistik yang disajikan disertai dengan penjelasan teknis agar mempermudah pemanfaatan data.

Apresiasi dan ucapan terima kasih yang sebesar-besarnya kami sampaikan kepada Pemerintah Daerah Kabupaten Tapin, dinas/instansi/BUMN/ BUMD dan perusahaan swasta atas dukungan dan pemberian data untuk keperluan penyusunan publikasi ini. Semoga publikasi ini dapat bermanfaat bagi pengguna untuk berbagai keperluan seperti mendukung perencanaan pembangunan daerah. Dari sisi waktu penyediaan data ini berguna untuk memperbaharui secara cepat dan tepat dalam menentukan kebijakan yang akan diambil. Kami mengharapkan tanggapan dan saran dari para pengguna publikasi ini untuk penyempurnaan pada edisi yang akan datang.

Rantau, Februari 2022  
Kepala BPS  
Kabupaten Tapin

**MASFIAN NOOR, SST**



## PREFACE

*Tapin Regency in Figures 2022 is publication of BPS - Statistics of Tapin Regency. This Publication is continuation of previous publications which present various types of data sourced from BPS and other institution on Tapin Regency.*

*This publication contains an overview of geographical and climatic conditions, government, population and labor, social, agriculture, industry, electricity, drinking water, trade, transportation, hotels, tourism and finance. Every types of statistics presented are accompanied by technical explanations to facilitate data utilization.*

*Our deepest appreciation and gratitude goes to the Tapin District Government, local offices / agencies / BUMN / BUMD and private companies for supporting and providing data for the purposes of preparing this publication. Hopefully this publication can be useful for users for various purposes such as supporting regional development planning. In terms of time, this data provision is useful for updating quickly and precisely in determining the policy to be taken. We look forward to your comments and suggestions from users of this publication for improvements in future editions.*

Rantau, February 2022  
Chief Statistician of  
Tapin Regency

**MASFIAN NOOR, SST**

## DAFTAR ISI / CONTENTS

|  | Halaman<br><i>Page</i> |
|--|------------------------|
| Kata Pengantar/ <i>Preface</i> .....   | xii                    |
| Daftar Isi/ <i>Contents</i> .....  | xiv                    |
| Daftar Tabel/ <i>List of Tables</i> .....  | xvi                    |
| Daftar Singkatan/ <i>List of Abbreviations</i> .....   | xxxiv                  |
| Statistik Kunci/ <i>Key Statistics</i> .....   | xxxvi                  |
| 1. Geografi dan Iklim/ <i>Geography and Climate</i> .....  | 1                      |
| 2. Pemerintahan/ <i>Government</i> .....   | 29                     |
| 3. Penduduk dan Ketenagakerjaan/ <i>Population and Employment</i> .....  | 61                     |
| 4. Sosial dan Kesejahteraan Rakyat/ <i>Social and Welfare</i> .....  | 95                     |
| 5. Pertanian, Kehutanan, Peternakan, dan Perikanan/ <i>Agriculture, Forestry, Livestock, and Fishery</i> ..... | 237                    |
| 6. Industri, Pertambangan, dan Energi/ <i>Industry, Mining, and Energy</i> .....                               | 321                    |
| 7. Pariwisata/ <i>Tourism</i> .....  | 343                    |
| 8. Transportasi dan Komunikasi/ <i>Transportation and Communication</i> .....                                  | 375                    |
| 9. Perbankan, Koperasi, dan Harga-harga/ <i>Banking, Cooperative, dan Prices</i> .....                         | 408                    |
| 10. Pengeluaran Penduduk/ <i>Population Expenditure</i> .....  | 421                    |
| 11. Perdagangan/ <i>Trade</i> .....  | 429                    |
| 12. Sistem Neraca Regional/ <i>System of Regional Accounts</i> .....   | 439                    |
| 13. Perbandingan Antar Kabupaten/Kota/ <i>Regency/Municipal Comparison</i> .....                               | 461                    |

## DAFTAR TABEL/LIST OF TABLES

Halaman  
Page

|            |  |    |
|------------|--|----|
| <b>1.</b>  | <b>GEOGRAFI DAN IKLIM/GEOGRAPHY AND CLIMATE</b>  |    |
| <b>1.1</b> | <b>KEADAAN GEOGRAFI</b>  |    |
|            | <b>GEOGRAPHY CONDITION .....</b>   |    |
| 1.1.1      | Luas Daerah dan Jumlah Pulau Menurut Kecamatan di Kabupaten Tapin, 2021<br><i>Total Area and Number of Islands by Subdistrict in Tapin Regency, 2021 .....</i>                       | 8  |
| 1.1.2      | Tinggi Wilayah di Atas Permukaan Laut (DPL) Menurut Kecamatan di Kabupaten Tapin, 2021<br><i>Height Above Mean Sea Level (AMSL) by Sub-District in Tapin Regency, 2021 .....</i>     | 10 |
| 1.1.3      | Jarak dari Ibukota Kecamatan ke Ibukota Kabupaten Tapin (km), 2021<br><i>Distance to Regency Capital by Sub District in Tapin Regency (km), 2021 .....</i>                           | 11 |
| 1.1.4      | Luas Wilayah Kecamatan Menurut Kelas Ketinggian dari Permukaan Laut di Kabupaten Tapin (Ha), 2021<br><i>The Area of Sub District by Altitude Clas in Tapin Regency (Ha), 2021 ..</i> | 12 |
| 1.1.5      | Luas Wilayah Kecamatan Menurut Kelas Ketinggian dari Permukaan Laut di Kabupaten Tapin (Ha), 2021<br><i>The Area of Sub District by Altitude Clas in Tapin Regency (Ha), 2021 ..</i> | 13 |
| <b>1.2</b> | <b>IKLIM</b>   |    |
|            | <b>CLIMATE .....</b>   |    |
| 1.2.1      | Rata-Rata Suhu dan Kelembaban Udara Menurut Bulan di Kabupaten Tapin, 2021<br><i>Average Temperature and Humidity by Month in Tapin Regency, 2021 .....</i>                          | 14 |
| 1.2.2      | Rata-Rata Penyinaran Matahari Menurut Bulan di Kabupaten Tapin, 2021<br><i>Average Duration of Sunshine by Month in Tapin Regency, 2021 .....</i>                                    | 15 |



|        |   |    |
|--------|---|----|
| 1.2.3  | Banyaknya Curah Hujan dan Hari Hujan Matahari Menurut Bulan di Kabupaten Tapin, 2021<br><i>Number of Rainfall and Rainy Days by Month in Tapin Regency, 2021</i>                                  | 16 |
| 1.2.4  | Banyaknya Curah Hujan dan Hari Hujan Matahari Menurut Bulan di Kecamatan Binuang, 2021<br><i>Number of Rainfall and Rainy Days by Month in Hatungun Sub-District, 2021</i> .....                  | 17 |
| 1.2.5  | Banyaknya Curah Hujan dan Hari Hujan Matahari Menurut Bulan di Kecamatan Hatungun, 2021<br><i>Number of Rainfall and Rainy Days by Month in Hatungun Sub-District, 2021</i> .....                 | 18 |
| 1.2.6  | Banyaknya Curah Hujan dan Hari Hujan Matahari Menurut Bulan di Kecamatan Tapin Selatan, 2021<br><i>Number of Rainfall and Rainy Days by Month in Tapin Selatan Sub-District, 2021</i> .....       | 19 |
| 1.2.7  | Banyaknya Curah Hujan dan Hari Hujan Matahari Menurut Bulan di Kecamatan Salam Babaris, 2021 .....<br><i>Number of Rainfall and Rainy Days by Month in Salam Babaris Sub-District, 2021</i> ..... | 20 |
| 1.2.8  | Banyaknya Curah Hujan dan Hari Hujan Matahari Menurut Bulan di Kecamatan Tapin Tengah, 2021 .....<br><i>Number of Rainfall and Rainy Days by Month in Tapin Tengah Sub-District, 2021</i> .....   | 21 |
| 1.2.9  | Banyaknya Curah Hujan dan Hari Hujan Matahari Menurut Bulan di Kecamatan Bungur, 2021 .....<br><i>Number of Rainfall and Rainy Days by Month in Bungur Sub-District, 2021</i> .....               | 22 |
| 1.2.10 | Banyaknya Curah Hujan dan Hari Hujan Matahari Menurut Bulan di Kecamatan Piani, 2021 .....<br><i>Number of Rainfall and Rainy Days by Month in Piani Sub-District, 2021</i> .....                 | 23 |
| 1.2.11 | Banyaknya Curah Hujan dan Hari Hujan Matahari Menurut Bulan di Kecamatan Lokpaikat, 2021 .....<br><i>Number of Rainfall and Rainy Days by Month in Lokpaikat Sub-District, 2021</i> .....         | 24 |

|            |   |           |
|------------|---|-----------|
| 1.2.12     | Banyaknya Curah Hujan dan Hari Hujan Matahari Menurut Bulan di Kecamatan Tapin Utara, 2021<br><i>Number of Rainfall and Rainy Days by Month in Tapin Utara Sub-District, 2021</i> .....   | 25        |
| 1.2.13     | Banyaknya Curah Hujan dan Hari Hujan Matahari Menurut Bulan di Kecamatan Bakarangan 2021<br><i>Number of Rainfall and Rainy Days by Month in Bakarangan Sub-District, 2021</i> .....  | 26        |
| 1.2.14     | Banyaknya Curah Hujan dan Hari Hujan Matahari Menurut Bulan di Kecamatan Candi Laras Selatan 2021<br><i>Number of Rainfall and Rainy Days by Month in Candi Laras Selatan Sub-District, 2021</i> .....                                  | 27        |
| 1.2.15     | Banyaknya Curah Hujan dan Hari Hujan Matahari Menurut Bulan di Kecamatan Candi Laras Utara 2021<br><i>Number of Rainfall and Rainy Days by Month in Candi Laras Utara Sub-District, 2021</i> .....                                      | 28        |
| <b>2.</b>  | <b>PEMERINTAHAN/GOVERNMENT</b>  |           |
| <b>2.1</b> | <b>WILAYAH ADMINISTRATIF</b>  |           |
|            | <b>ADMINISTRATIVE AREA</b> .....  | <b>34</b> |
| 2.1.1      | Jumlah Kelurahan di Kabupaten Tapin Menurut Kecamatan di Kabupaten Tapin, 2017-2021<br><i>Number of Kelurahan in Tapin Regency by Subdistrict in Tapin Regency, 2017-2021</i> .....   | 34        |
| 2.1.2      | Jumlah Desa <sup>1</sup> di Kabupaten Tapin Menurut Kecamatan di Kabupaten Tapin, 2017-2021<br><i>Number of Villages<sup>1</sup> in Tapin Regency by Subdistrict in Tapin Regency, 2017-2021</i> .....                                  | 35        |
| 2.1.3      | Besarnya Uang Pemasukan Negara dari Pemberian Hak atas Tanah oleh Kantor Pertanahan Menurut Kecamatan di Kabupaten Tapin, 2021<br><i>Number of Government Revenue Given by Land Office by Sub District in Tapin Regency, 2021</i> ..... | 36        |

|            |  |           |
|------------|--|-----------|
| 2.1.4      | Jumlah Surat Keputusan Menurut Hak Atas Tanah dan Kecamatan di Kabupaten Tapin, 2021<br><i>Number of Certificates by Sub District and Kinds of Certificates in Tapin Regency, 2021</i> .....   | 37        |
| 2.1.5      | Jumlah Luas Tanah Menurut Surat Keputusan Menurut Hak Atas Tanah Kantor Pertanahan di Kabupaten Tapin, 2021<br><i>Area by Certificates and Sub District in Tapin Regency, 2021</i> .....   | 38        |
| <b>2.2</b> | <b>DEWAN PERWAKILAN RAKYAT DAERAH<br/>REGIONAL HOUSE OF REPRESENTATIVE</b> .....   | <b>39</b> |
| 2.2.1      | Jumlah Anggota Dewan Perwakilan Rakyat Daerah Menurut Partai Politik dan jenis Kelamin di Kabupaten Tapin, 2021<br><i>Number of Members of The Regional House of Representatives by Political Parties and Sex in Tapin, 2021</i> ..... | 39        |
| 2.2.2      | Banyaknya Produk Dewan Perwakilan Rakyat Daerah di Kabupaten Tapin, 2021 .....   | 40        |
| 2.2.3      | Banyaknya Rapat, Sidang, Kunjungan Kerja, dan Dengar Pendapat di Kabupaten Tapin, 2021<br><i>Number of Meeting, and Hearing of Regional Legislative Council Tapin Regency, 2021</i> .....  | 41        |
| <b>2.3</b> | <b>SUMBER DAYA MANUSIA<br/>HUMAN RESOURCES</b> .....   | <b>43</b> |
| 2.3.1      | Jumlah Pegawai Negeri Sipil Menurut Jabatan dan Jenis Kelamin di Kabupaten Tapin, Desember 2020 dan Desember 2021<br><i>Number of Civil Servants by Occupation and Sex in Tapin Regency, Desember 2020 dan Desember 2021</i> .....     | 43        |
| 2.3.2      | Jumlah Pegawai Negeri Sipil Menurut Tingkat Pendidikan dan Jenis Kelamin di Kabupaten Tapin Desember 2020 dan Desember 2021<br><i>Number of Civil Servants by Educational Level and Sex December 2020 and December 2021</i> .....      | 45        |
| 2.3.3      | Jumlah Pegawai Negeri Sipil Menurut Tingkat Kepangkatan dan Jenis Kelamin Desember 2020 dan Desember 2021 .....  | 47        |

|            |   |           |
|------------|---|-----------|
| 2.3.4      | Banyaknya Pegawai Negeri Sipil Instansi Vertikal/Pusat Menurut Tingkat Pendidikan di Kabupaten Tapin, 2021<br><i>Number of Civil Servant in Vertical/Central Institutions by Education in Tapin Regency, 2021</i> ..... | 49        |
| 2.3.5      | Banyaknya Pegawai Negeri Sipil Instansi Vertikal/Pusat Menurut Golongan di Kabupaten Tapin, 2021<br><i>Number of Civil Servant in Vertical/Central Institutions by Level in Tapin Regency, 2021</i> .....               | 50        |
| 2.3.6      | Jumlah Kekuatan Satpol PP dan Pemadam Kebakaran di Kabupaten Tapin, 2021<br><i>Number of Municipal Police and Firefighter in Tapin Regency, 2021</i> ....   | 51        |
| <b>2.4</b> | <b>KEUANGAN PEMERINTAH</b>  |           |
|            | <b>GOVERNMENT FINANCE</b> .....   | <b>52</b> |
| 2.4.1      | Realisasi Pendapatan Pemerintah Kabupaten Tapin Menurut Jenis Pendapatan (ribu rupiah), 2018–2021<br><i>Actual Tapin Regency Government Revenues by Kind of Revenues (thousand rupiahs), 2018–2021</i> .....            | 52        |
| 2.4.2      | Realisasi Belanja Pemerintah Kabupaten Tapin Menurut Jenis Belanja (ribu rupiah), 2018–2021<br><i>Actual Tapin Regency Government Expenditures by Kind of Expenditures (thousand rupiahs), 2018–2021</i> .....          | 54        |
| 2.4.3      | Alokasi Dana Desa di Kabupaten Tapin, 2021<br><i>Village Fund Allocation in Tapin Regency, 2021</i> .....   | 56        |
| 2.4.4      | Dana Desa di Kabupaten Tapin Menurut Kecamatan, 2021<br><i>Village Fund in Tapin Regency by Sub District, 2021</i> .....  | 57        |
| 2.4.5      | Bagi Hasil Pajak dan Retribusi Daerah Kepada Pemerintah di Kabupaten Tapin Menurut Kecamatan, 2021<br><i>Share of Taxes and Levies to Government in Tapin Regency by Sub District, 2021</i> .....                       | 58        |
| 2.4.6      | Pendapatan Asli Desa (PADes) di Kabupaten Tapin Menurut Kecamatan, 2021<br><i>Vilages Real Revenue in Tapin Regency by Sub District, 2021</i> .....   | 59        |
| <b>3.</b>  | <b>PENDUDUK DAN KETENAGAKERJAAN/<br/>POPULATION AND EMPLOYMENT</b>  |           |

|            |  |           |
|------------|--|-----------|
| <b>3.1</b> | <b>PENDUDUK</b>  |           |
|            | <b>POPULATION</b> .....  | <b>69</b> |
| 3.1.1      | Penduduk, Laju Pertumbuhan Penduduk, Distribusi Persentase Penduduk, Kepadatan Penduduk, Rasio Jenis Kelamin Penduduk Menurut Kecamatan di Kabupaten Tapin, 2010 dan 2021<br><i>Population, Population Growth Rate, Percentage Distribution of Population, Population Density, and Population Sex Ratio by Subdistrict in Tapin Regency, 2010 and 2021</i> ..... | 69        |
| 3.1.2      | Jumlah Penduduk Kelamin Penduduk Menurut Kelompok Umur dan Jenis Kelamin di Kabupaten Tapin, 2021<br><i>Population by Age Groups and Gender in Tapin Regency, 2021</i> .....   |           |
| 3.1.3      | Jumlah Keluarga Menurut Kecamatan di Kabupaten Tapin, 2020 dan 2021<br><i>Number of Family by Subdistrict in Tapin Regency, 2020 and 2021</i> .....  | 73        |
| 3.1.4      | Penerbitan Akte Kelahiran Menurut Jenis Akte Kelahiran dan Bulan di Kabupaten Tapin, 2021 .....  |           |
|            | <i>Birth Certificate Published by Months and Types of Birth Certificate in Tapin Regency, 2021</i> .....   | 74        |
| 3.1.5      | Penerbitan Akte Kelahiran Menurut Jenis Akte Kelahiran dan Kecamatan di Kabupaten Tapin, 2021 .....  |           |
|            | <i>Birth Certificate Published by Types of Birth Certificate and Sub District in Tapin Regency, 2021</i> .....   | 75        |
| 3.1.6      | Penerbitan Akte Menurut Bulan dan Jenis Akte di Kabupaten Tapin, 2021<br><i>Certificate Published by Months and Types of Certificate in Tapin Regency, 2021</i> .....  | 76        |
| 3.1.7      | Penerbitan Akte Kelahiran Menurut Bulan dan Jenis Akte di Kabupaten Tapin, 2021<br><i>Birth Certificate Published by Month and Types of Birth Certificate in Tapin Regency, 2021</i> .....   | 77        |
| 3.1.8      | Penerbitan Akte Kelahiran Menurut Kecamatan dan Jenis Kelamin di Kabupaten Tapin, 2021 .....   |           |
|            | <i>Birth Certificate Published by Sub-District and Gender in Tapin Regency, 2021</i> .....   | 78        |

|            |   |           |
|------------|---|-----------|
| 3.1.9      | Penerbitan Akte Kelahiran Menurut Bulan dan Jenis Kelamin di Kabupaten Tapin, 2021<br><i>Birth Certificate Published by Months and Gender in Tapin Regency, 2021</i> .....  | 79        |
| <b>3.2</b> | <b>KETENAGAKERJAAN</b>  |           |
|            | <b>EMPLOYMENT</b> .....   | <b>80</b> |
| 3.2.1      | Jumlah Penduduk Berumur 15 Tahun Ke Atas Menurut Jenis Kegiatan Selama Seminggu yang Lalu dan jenis Kelamin di Kabupaten Tapin, 2021<br><i>Population Aged 15 Years and Over by Type of Activity during the Previous Week and Sex in Tapin, 2021</i> .....  | 80        |
| 3.2.2      | Penduduk Berumur 15 Tahun ke Atas Menurut Pendidikan Tertinggi yang Ditamatkan dan Jenis Kegiatan Selama Seminggu yang Lalu di Kabupaten Tapin, 2021<br><i>Population 15 Years of Age and Over by Educational Attainment and Type of Activity During the Previous Week in Tapin Regency, 2021</i> .....                                 | 81        |
| 3.2.3      | Penduduk Berumur 15 Tahun Ke Atas yang Bekerja Selama Seminggu yang Lalu Menurut Status Pekerjaan Utama dan Jenis Kelamin di Kabupaten Tapin, 2021<br><i>Population 15 Years of Age and Over who Worked During The Previous Week by Main Employment Status and Sex in Tapin Regency, 2021</i> .....                                     | 83        |
| 3.2.4      | Jumlah Penduduk Menurut Lapangan Usaha Utama di Kabupaten Tapin, 2020-2021<br><i>Population by Main Industry in Tapin Regency, 2020-2021</i> .....  | 84        |
| 3.2.6      | Jumlah Penduduk Berumur 15 Tahun Ke Atas yang Bekerja Selama Seminggu yang Lalu Menurut Jumlah Jam Kerja Seluruhnya dan Sektor Pekerjaan di Kabupaten Tapin, 2021<br><i>Population Aged 15 Years and Over Who Worked During the Previous Week by Total Working Hours and Sector in Tapin Regency, 2021</i>                              | 85        |
| 3.2.7      | Jumlah Penduduk Berumur 15 Tahun Ke Atas yang Bekerja Selama Seminggu yang Lalu Menurut Jumlah Jam Kerja Pada Pekerjaan Utama dan Sektor Pekerjaan di Kabupaten Tapin, 2021<br><i>Population Aged 15 Years and Over Who Worked During the Previous Week by Total Working Hours on Main Work and Sector in Tapin Regency, 2021</i> ..... |           |

|            |  |            |
|------------|--|------------|
| 3.2.8      | Banyaknya Pencari Kerja yang Terdaftar Menurut Tingkat Pendidikan di Kabupaten Tapin, 2021<br><i>Number of Registered Job Seekers by Education in Tapin Regency, 2021</i> .....  | 87         |
| 3.2.9      | Banyaknya Peserta Latihan Institusional LLK-UKM Rantau, 2021<br><i>Number of Institutional Training Member of LLK-UKM Rantau, 2021...</i>  | 88         |
| 3.2.10     | Banyaknya Peserta Latihan Non Institusional LLK-UKM yang Dapat Dimonitor dan Ditempatkan Rantau, 2021<br><i>Number of Non Institutional Training Member Monitored and Placement of LLK-UKM Rantau, 2021</i> .....  | 89         |
| 3.2.11     | Banyaknya Peserta Latihan Institusional LLK-UKM Rantau, 2021<br><i>Number of Institutional Training Member of LLK-UKM Rantau, 2021...</i>  | 90         |
| 3.2.12     | Banyaknya Peserta Latihan Institusional LLK-UKM yang Dapat Dimonitor dan Ditempatkan Rantau, 2021<br><i>Number of Institutional Training Member Monitored and Placement of LLK-UKM Rantau, 2021</i> .....  | 91         |
| 3.2.13     | Upah Minimum Regional (UMR) di Kabupaten Tapin, 2020 dan 2021<br><i>Regional Minimum Wages in Tapin Regency, 2021-2021</i> .....   | 92         |
| 3.2.14     | Rata-Rata Kebutuhan Hidup Minimum Pekerja Lajang di Kabupaten Tapin, 2020 dan 2021<br><i>Average of Minimum Life Requirements of Unmarried Workers in Tapin Regency, 2020-2021</i> .....   | 93         |
| <b>4.</b>  | <b>SOSIAL DAN KESEJAHTERAAN RAKYAT/SOCIAL AND WELFARE</b>  |            |
| <b>4.1</b> | <b>PENDIDIKAN</b>  |            |
|            | <b>EDUCATION</b> .....   | <b>108</b> |
| 4.1.1      | Jumlah Sekolah, Guru, dan Murid Taman Kanak-Kanak (TK) di Bawah Kementerian Pendidikan, Kebudayaan, Riset, dan Teknologi di Kabupaten Tapin Menurut Kecamatan, 2020/2021 dan 2021/2022<br><i>Number of Schools, Teachers, and Pupils in Kindergarten Under The Ministry of Education, Culture, Research, and Technology in Tapin Regency by Subdistrict, 2020/2021 and 2021/2022</i> ..... | 108        |

|       |  |     |
|-------|--|-----|
| 4.1.2 | Jumlah Sekolah, Guru, dan Murid Raudatul Athfal (RA) di Bawah Kementerian Agama di Kabupaten Tapin Menurut Kecamatan, 2020/2021 dan 2021/2022<br><i>Number of Schools, Teachers, and Students in Raudatul Athfal (RA) Under The Ministry of Religious Affairs in Tapin Regency by Subdistrict, 2020/2021 and 2021/2022.....</i>  | 111 |
| 4.1.3 | Jumlah Sekolah, Guru, dan Murid Sekolah Dasar (SD) di Bawah Kementerian Pendidikan, Kebudayaan, Riset, dan Teknologi di Kabupaten Tapin Menurut Kecamatan, 2020/2021 dan 2021/2022<br><i>Number of Schools, Teachers, and Pupils in Primary Schools Under The Ministry of Education, Culture, Research, and Technology in Tapin Regency by Subdistrict, 2020/2021 and 2021/2022 .....</i>                    | 112 |
| 4.1.4 | Jumlah Sekolah, Guru, dan Murid Madrasah Ibtidaiyah (MI) di Bawah Kementerian Agama di Kabupaten Tapin Menurut Kecamatan, 2020/2021 dan 2021/2022<br><i>Number of Schools, Teachers, and Pupils in Madrasah Ibtidaiyah (MI) Under The Ministry of Religious Affairs in Tapin Regency by Subdistrict, 2020/2021 and 2021/2022.....</i>  | 115 |
| 4.1.5 | Jumlah Sekolah, Guru, dan Murid Sekolah Menengah Pertama (SMP) di Bawah Kementerian Pendidikan, Kebudayaan, Riset, dan Teknologi di Kabupaten Tapin Menurut Kecamatan, 2020/2021 dan 2021/2022<br><i>Number of Schools, Teachers, and Pupils in Lower Secondary Schools Under The Ministry of Education, Culture, Research, and Technology in Tapin Regency by Subdistrict, 2020/2021 and 2021/2022.....</i> | 118 |
| 4.1.6 | Jumlah Sekolah, Guru, dan Murid Madrasah Tsanawiyah (MTs) di Bawah Kementerian Agama di Kabupaten Tapin Menurut Kecamatan, 2020/2021 dan 2021/2022<br><i>Number of Schools, Teachers, and Pupils in Madrasah Tsanawiyah (MTs) Under The Ministry of Religious Affairs in Tapin Regency by Subdistrict, 2020/2021 dan 2021/2022.....</i>  | 121 |
| 4.1.7 | Jumlah Sekolah, Guru, dan Murid Sekolah Menengah Atas (SMA) di Bawah Kementerian Pendidikan, Kebudayaan, Riset, dan Teknologi di Kabupaten Tapin Menurut Kecamatan, 2020/2021 dan 2021/2022  |     |



|        |  |     |
|--------|--|-----|
|        | <i>Number of Schools, Teachers, and Pupils in Upper Secondary Schools Under The Ministry of Education, Culture, Research, and Technology research, and Technology in Tapin Regency by Subdistrict, 2020/2021 and 2021/2022.....</i>  | 124 |
| 4.1.8  | Jumlah Sekolah, Guru, dan Murid Sekolah Menengah Kejuruan (SMK) di Bawah Kementerian Pendidikan, Kebudayaan, Riset, dan Teknologi di Kabupaten Tapin Menurut Kecamatan, 2020/2021 dan 2021/2022<br><i>Number of Schools, Teachers, and Pupils in Vocational High Schools Under The Ministry of Education, Culture, Research, and Technology in Tapin Regency by Subdistrict, 2020/2021 and 2021/2022</i> | 127 |
| 4.1.9  | Jumlah Sekolah, Guru, dan Murid Madrasah Aliyah (MA) di Bawah Kementerian Agama di Kabupaten Tapin Menurut Kecamatan, 2020/2021 dan 2021/2022<br><i>Number of Schools, Teachers, and Pupils in Madrasah Aliyah (MA) Under the Ministry of Religious Affairs in Tapin Regency by Subdistrict, 2020/2021 and 2021/2022.....</i>  | 130 |
| 4.1.10 | Jumlah Desa <sup>1</sup> /Kelurahan yang Memiliki Fasilitas Sekolah di Kabupaten Tapin Menurut Kecamatan dan Tingkat Pendidikan, 2019-2021 .....<br><i>Number of Villages<sup>1</sup> Having Educational Facilities in Tapin Regency by Subdistrict and Educational Level, 2019-2021.....</i>  | 133 |
| 4.1.11 | Angka Partisipasi Murni (APM) dan Angka Partisipasi Kasar (APK) Menurut Jenjang Pendidikan di Kabupaten Tapin, 2020 dan 2021<br><i>Net Enrolment Rate and Gross Enrolment Rate by Educational Level in Tapin Regency, 2020 and 2021.....</i>   | 138 |
| 4.1.12 | Persentase Penduduk Berumur 15 Tahun ke Atas yang Melek Huruf Menurut Kelompok Umur di Kabupaten Tapin, 2020 dan 2021<br><i>Percentage of Literate People Aged 15 Years and Over by Age Group in Tapin regency, 2020 and 2021.....</i>   | 139 |
| 4.1.13 | Banyaknya Sekolah Negeri Menurut Tingkat Pendidikan di Kabupaten Tapin, 2021/2022.....<br><i>Number of Public Schools by Studies Terrace in Tapin Regency, 2021/2022.....</i>  | 140 |

|            |   |            |
|------------|---|------------|
| 4.1.14     | Banyaknya Sekolah Swasta Menurut Tingkat Pendidikan di Kabupaten Tapin, 2021/2022<br><i>Number of Private Schools by Studies Terrace in Tapin Regency, 2021/2022 .....</i>  | 141        |
| <b>4.2</b> | <b>KESEHATAN</b>  |            |
|            | <b>HEALTH .....</b>   | <b>142</b> |
| 4.2.1      | Jumlah Desa <sup>1</sup> /Kelurahan Yang Memiliki Sarana Kesehatan di Kabupaten Tapin Menurut Kecamatan dan Tingkat Pendidikan, 2019-2021<br><i>Number of Villages<sup>1</sup> Having Health Facilities in Tapin Regency by Subdistrict and Educational Level, 2019-2021 .....</i>  | 142        |
| 4.2.2      | Jumlah Tenaga Kesehatan di Kabupaten Tapin Menurut Kecamatan, 2021<br><i>Number of Medical Personnel in Tapin Regency by Subdistrict, 2021 ...</i>  | 148        |
| 4.2.3      | Jumlah Rumah Sakit Umum, Rumah Sakit Khusus, Puskesmas, Klinik Pratama, dan Posyandu Menurut Kecamatan di Kabupaten Tapin, 2020 dan 2021<br><i>Number of General Hospital, Specialized Hospital, Public Health Center, Primary Clinic, and Integrated Health Post by Subdistrict in Tapin Regency, 2020 and 2021.....</i> | 150        |
| 4.2.4      | Pola Penyakit Terbanyak Pasien Rawat Inap RSUD Datu Sanggul di Kabupaten Tapin, 2021<br><i>Pattern of Most Diseases Inpatient of Datu Sanggul Hospital in Tapin Regency, 2021 .....</i>   | 153        |
| 4.2.5      | Pola Penyakit Terbanyak Pasien Rawat Jalan RSUD Datu Sanggul di Kabupaten Tapin, 2021<br><i>Pattern of Most Diseases Outpatient of Datu Sanggul Hospital in Tapin Regency, 2021 .....</i>   | 154        |
| 4.2.6      | Hasil Kegiatan Unit Pelayanan Rawat Inap RSUD Datu Sanggul di Kabupaten Tapin, 2021<br><i>Activities Result of Inpatient Service Unit in Datu Sanggul Hospital in Tapin Regency, 2021 .....</i>   | 155        |
| 4.2.7      | Jumlah Pasien Rawat Inap Dirinci per Kecamatan di Kabupaten Tapin, 2021<br><i>Number of Inpatients by Sub District in Tapin Regency, 2021.....</i>  | 156        |

|        |  |     |
|--------|--|-----|
| 4.2.7  | Jumlah Pasien Rawat Inap Dirinci per Kecamatan di Kabupaten Tapin, 2021<br><i>Number of Inpatients by Sub District in Tapin Regency, 2021</i> .....  | 158 |
| 4.2.8  | Jumlah Kegiatan Unit Gawat Darurat/Kamar Terima RSUD Datu Sanggul di Kabupaten Tapin, 2021<br><i>Number of Activities of Emergency Room in Datu Sanggul Hospital in Tapin Regency, 2021</i> .....                      | 160 |
| 4.2.9  | Tingkat Pemanfaatan Rawat Inap RSUD Datu Sanggul Menurut Bulan di Kabupaten Tapin, 2021<br><i>Utilization Level of Inpatients in Datu Sanggul Hospital by Months in Tapin Regency, 2021</i> .....                      | 162 |
| 4.2.10 | Jumlah Penderita Penyakit RSU Handayati di Kabupaten Tapin, 2021<br><i>Number of Patients with Diseases at the Handayati Hospital in Tapin Regency, 2021</i> .....   | 163 |
| 4.2.11 | Jumlah Tenaga Kesehatan RSU Handayati di Kabupaten Tapin, 2021<br><i>Number of Health Workers at the Handayati Hospital in Tapin Regency, 2021</i> .....   | 164 |
| 4.2.10 | Jumlah PUS dan Akseptor KB Aktif Dirinci Tiap Kecamatan di Kabupaten Tapin, 2021<br><i>Number of PUS and Family Planning Acceptor by Su-District in Tapin Regency, 2021</i> .....                                      | 165 |
| 4.2.11 | Jumlah Akseptor KB Baru Menurut Jenis Kontrasepsi di Kabupaten Tapin, 2021<br><i>Number of Family Planning New Acceptor by Kind of Contraception in Tapin Regency, 2021</i> .....                                      | 168 |
| 4.2.12 | Banyaknya Klinik KB PKBD / Sub PKBD dan Petugas KB Tiap Kecamatan di Kabupaten Tapin, 2021<br><i>Number of Family Planning Clinics and Official by Sub District in Tapin Regency, 2021</i> .....                       | 170 |
| 4.2.13 | Jumlah Kasus Baru Covid-19, Kesembuhan dan Pasien yang Meninggal Menurut Bulan di Kabupaten Tapin, 2021<br><i>Number of Covid-19 New Case, Recoveries, and Patients who Died by Month in Tapin Regency, 2021</i> ..... | 171 |

|            |   |            |
|------------|---|------------|
| <b>4.3</b> | <b>AGAMA</b>  |            |
|            | <b>RELIGION</b> .....   | <b>172</b> |
| 4.3.1      | Jumlah Penduduk Menurut Kecamatan dan Agama<br>yang Dianut di Kabupaten Tapin, 2021<br><i>Population by Subdistrict and Religion in Tapin Regency, 2021</i> .....   | 172        |
| 4.3.2      | Jumlah Tempat Peribadatan Menurut<br>Kecamatan di Kabupaten Tapin, 2021<br><i>Number of Places of Worship by Subdistrict and Religion in Tapin<br/>Regency, 2021</i> .....  | 173        |
| 4.3.3      | Jumlah Desa <sup>1</sup> /Kelurahan yang Mengalami Bencana Alam <sup>2</sup><br>Menurut Kecamatan di Kabupaten Tapin, 2019–2021<br><i>Number of Villages<sup>1</sup>/Kelurahan that Had Natural Disaster<sup>2</sup> by<br/>Subdistrict in Tapin Regency, 2019–2021</i> ..... | 174        |
| 4.3.4      | Banyaknya Nikah, Talak, Cerai, dan Rujuk Dirinci<br>Menurut Kecamatan di Kabupaten Tapin, 2021<br><i>Number of Marriages, Divorces, Separations, Reconciliations by Sub<br/>District in Tapin Regency, 2021</i> .....   | 177        |
| 4.3.5      | Banyaknya Jemaah Haji yang Berangkat ke Tanah Suci<br>Mekkah Setiap Kecamatan di Kabupaten Tapin, 2021<br><i>Number of Group of Pilgrims Going to Mecca by Sub District in Tapin<br/>Regency, 2021</i> .....  | 178        |
| 4.3.6      | Banyaknya Organisasi Remaja Masjid dan Majelis Taklim<br>Menurut Kecamatan di Kabupaten Tapin, 2021<br><i>Number of Mosque Teenagers and Esteem Commite by Sub District<br/>di Kabupaten Tapin, 2021</i> .....  | 179        |
| <b>4.4</b> | <b>KEMISKINAN</b>   |            |
|            | <b>POVERTY</b>  |            |
| 4.4.1      | Garis Kemiskinan, Jumlah, dan Persentase Penduduk<br>Miskin di Kabupaten Tapin, 2014-2021<br><i>Poverty Line, Number, and Percentage of Poor People in Tapin<br/>Regency, 2014-2021</i> .....   | 180        |
| 4.4.2      | Indeks Kedalaman Kemiskinan dan Indeks Keparahan<br>Kemiskinan di Kabupaten Tapin, 2012–2021<br><i>Poverty Gap Index and Poverty Severity Index in Tapin Regency,<br/>2012–2021</i> .....   | 181        |

**4.5 KRIMINALITAS**

**CRIME**

|       |  |     |
|-------|--|-----|
| 4.5.1 | Banyaknya Peristiwa Kejahatan dan Pelanggaran yang Dilaporkan Menurut Jenis Kejahatan/ Pelanggaran di Kabupaten Tapin, 2019-2021<br><i>Number of Crime and Offence Reported by Kind in Tapin Regency, 2019-2021</i> .....  | 182 |
| 4.5.2 | Banyaknya Peristiwa Kejahatan dan Pelanggaran yang Diselesaikan Menurut Jenis Kejahatan/ Pelanggaran di Kabupaten Tapin, 2019-2021<br><i>Number of Crime and Offence Settled by Type in Tapin Regency, 2019-2021</i> ..... | 184 |
| 4.5.3 | Persentase Kejahatan dan Pelanggaran yang Diselesaikan Menurut Jenis Kejahatan/ Pelanggaran di Kabupaten Tapin, 2019-2021<br><i>Percentage of Crime and Offence Settled by Kind in Tapin Regency, 2019-2021</i> .....      | 186 |
| 4.5.4 | Banyaknya Pelanggaran Lalu Lintas di Kabupaten Tapin, 2021<br><i>Number of Traffic Violations in Tapin Regency, 2021</i> .....   | 188 |
| 4.5.5 | Banyaknya Kecelakaan, Kerugian Material, dan Penderita Kecelakaan di Kabupaten Tapin, 2019-2021<br><i>Number of Accident, Loss Matrial and Suffering Accident di Kabupaten Tapin, 2019-2021</i> .....                      | 189 |
| 4.5.6 | Data Kasus Menonjol di Kabupaten Tapin, 2021<br><i>Prominent Case Data di Kabupaten Tapin, 2021</i> .....  | 190 |
| 4.5.7 | Pola Umur Pelaku Berdasarkan Data Kasus Menonjol di Kabupaten Tapin, 2021<br><i>Performers Age Pattern Based on Prominent Case Data in Tapin Regency, 2021</i> .....   | 191 |
| 4.5.8 | Pola Waktu Kejadian Berdasarkan Data Kasus Menonjol di Kabupaten Tapin, 2021<br><i>Time Pattern of Event Based on Prominent Case Data in Tapin Regency, 2021</i> .....   | 192 |
| 4.5.9 | Pola Tempat Kejadian Berdasarkan Data Kasus Menonjol di Kabupaten Tapin, 2021  |     |

|            | Halaman<br>Page  |
|------------|--|
|            | <i>Pattern of Event Venue Based on Prominent Case Data in Tapin Regency, 2021</i> ..... 193  |
| 4.5.10     | Pola Pekerjaan Pelaku Berdasarkan Data Kasus Menonjol di Kabupaten Tapin, 2021<br><i>Pattern of Performers Job Based on Prominent Case Data in Tapin Regency, 2021</i> ..... 194   |
| 4.5.11     | Jumlah Tindak Pidana, Resiko Penduduk Terjadi Tindak Pidana per 100.000 Penduduk, Persentase Penyelesaian Tindak Pidana, dan Selang Waktu Terjadinya Tindak Pidana Menurut Kepolisian Sektor di Kabupaten Tapin, 2021<br><i>Number of Crime, Crime Rate per 100,000 Population, Percentage of Crime Clearance, and Time Interval of Crime Occurance by Departmental (Sektor) Police Office, 2021</i> ..... 195 |
| <b>4.6</b> | <b>HUKUM</b>   |
|            | <b>LAW</b>   |
| 4.6.1      | Banyaknya Perkara yang Diterima dan Diputuskan Pengadilan Agama Menurut Kecamatan di Kabupaten Tapin, 2021<br><i>Number of Cases Received and Decided by Sub District in Tapin Regency, 2021</i> ..... 199   |
| 4.6.2      | Banyaknya Perkara yang Diterima dan Diputuskan Pengadilan Agama Menurut Jenis Perkara di Kabupaten Tapin, 2021<br><i>Number of Cases Received and Decided by Court Religion Cases by Type in Tapin Regency, 2021</i> ..... 200   |
| 4.6.3      | Banyaknya Perkara yang Diterima pada Pengadilan Agama Menurut Bulan di Kabupaten Tapin, 2021<br><i>Number of Cases Received by the Court in Religion by Month in Tapin Regency, 2021</i> ..... 201   |
| 4.6.4      | Banyaknya Perkara yang Diputuskan pada Pengadilan Agama Menurut Bulan di Kabupaten Tapin, 2021<br><i>Number of Cases Decided by the Court in Religion by Month in Tapin Regency, 2021</i> ..... 203  |
| 4.6.5      | Banyaknya Perceraian Dirinci Menurut Faktor Penyebabnya di Kabupaten Tapin, 2021<br><i>Number of Cases Decided by the Court in Religion by Month in Tapin Regency, 2021</i> ..... 205  |

|        |   |     |
|--------|---|-----|
| 4.6.6  | Jumlah Tindak Pidana yang Masuk di Kejaksaan Negeri Menurut Bulan di Kabupaten Tapin, 2021<br><i>Number of Crimes Registered in State Attorney by Month in Tapin Regency, 2021</i> .....  | 206 |
| 4.6.7  | Jumlah Tindak Pidana yang Diselesaikan di Kejaksaan Negeri Menurut Bulan di Kabupaten Tapin, 2021<br><i>Number of Crimes Solved in State Attorney by Month in Tapin Regency, 2021</i> .....   | 207 |
| 4.6.8  | Banyaknya Perkara yang Terdakwa/Tertuduh yang Masuk di Pengadilan Negeri Menurut Bulan di Kabupaten Tapin, 2021<br><i>The Number of Case and the Defendant/Accused Registered in State Court by Month in Tapin Regency, 2021</i> .....    | 208 |
| 4.6.9  | Banyaknya Perkara yang Terdakwa/Tertuduh yang Diselesaikan di Pengadilan Negeri Menurut Bulan di Kabupaten Tapin, 2021<br><i>The Number of Case and the Defendant/Accused Solved in State Court by Month in Tapin Regency, 2021</i> ..... | 209 |
| 4.6.10 | Banyaknya Perkara yang Diselesaikan Menurut Sikap Terhadap Keputusan Menurut Bulan di Kabupaten Tapin, 2021<br><i>Number of Cases Solved by Attitudes toward Decisions by Month in Tapin Regency, 2021</i> .....                          | 210 |
| 4.6.11 | Banyaknya Perkara yang Diselesaikan Menurut Lamanya Masa Hukuman di Kabupaten Tapin, 2021<br><i>Number of Cases Solved by Length of Sentence in Tapin Regency, 2021</i>   | 211 |
| 4.6.12 | Banyaknya Narapidana Menurut Jenis Kejahatan dan Jenis Kelamin di Kabupaten Tapin, 2021<br><i>The Number of Prisoners by Type of Crime and Gender in Tapin Regency, 2021</i> .....  | 212 |
| 4.6.13 | Jumlah Narapidana yang Selesai Masa Penahanannya Menurut Jenis Kelamin di Kabupaten Tapin, 2021<br><i>Number of Prisoners Completed his Incarceration by Sex in Tapin Regency, 2021</i> .....   | 213 |
| 4.6.14 | Jumlah Isi Rutan Rantau Menurut Jenis Kelamin di Kabupaten Tapin, 2019-2021<br><i>Number of Inhabitants in Detention Center by Sex in Tapin Regency, 2019-2021</i> .....  | 214 |

|        |   |     |
|--------|---|-----|
| 4.6.15 | Jumlah Isi Rutan Rantau Menurut Status di Kabupaten Tapin, 2021<br><i>Number of Residents Detention Center by Status in Tapin Regency, 2021</i> | 215 |
|--------|---|-----|

## 4.7 SOSIAL LAINNYA

### OTHERS

|       |  |     |
|-------|--|-----|
| 4.7.1 | Banyaknya Tempat Pembuangan Sampah Menurut Jenisnya dan Kecamatan di Kabupaten Tapin, 2021<br><i>Number of Waste Disposal Site by Kinds and Sub District in Tapin Regency, 2021</i>                                    | 216 |
| 4.7.2 | Rata-Rata Timbunan Sampah dan Sampah yang Dapat Diangkut Tiap Hari Menurut Tempatnya di Kabupaten Tapin, 2021<br><i>Average Garbage and Garbage Dumps Every Day by Place in Tapin Regency, 2021</i>                    | 217 |
| 4.7.3 | Banyaknya Armada Pengangkutan Sampah dan Kapasitasnya Menurut Jenis Angkutan di Kabupaten Tapin, 2021<br><i>Number of Waste Transportation Fleet and Its Capacity by Type of Transportation in Tapin Regency, 2021</i> | 218 |
| 4.7.4 | Indeks Kualitas Lingkungan Hidup Beserta Komponennya di Kabupaten Tapin, 2016-2021<br><i>Enviromental Qualiy Index and Its Components in Tapin Regency, 2016-2021</i>  | 219 |
| 4.7.5 | Banyaknya Tindak Kekerasan Terhadap Perempuan dan Anak di Kabupaten Tapin, 2019-2021<br><i>Number of Violence Against Women and Children in Tapin Regency, 2019-2021</i>   | 220 |
| 4.7.6 | Daftar SKPD yang tergabung Dharma Wanita di Kabupaten Tapin, 2021<br><i>List of Agency by Women's Association in Tapin District, 2021</i>  | 221 |
| 4.7.7 | Daftar Organisasi Wanita di Kabupaten Tapin, 2021<br><i>List of Women's Organization in Tapin District, 2021</i>   | 222 |
| 4.7.7 | Indeks Pembangunan Manusia (IPM) Kabupaten Tapin 2010-2021<br><i>Human Development Index of Tapin Regency, 2010-2021</i>   | 223 |
| 4.7.8 | Jumlah Pengunjung Perpustakaan Daerah Menurut Jenis Pengunjung dan Jenis Kelamin di Kabupaten Tapin, 2018-2021<br><i>Number of Library Visitors by Types of Visitors and Gender in Tapin Regency, 2018-2021</i>        | 224 |



|            | Halaman<br>Page  |            |
|------------|--|------------|
| 4.7.9      | Jumlah Anggota Perpustakaan Daerah Menurut Jenis Anggota dan Jenis Kelamin di Kabupaten Tapin, 2018-2021<br><i>Number of Library Members by Types of Member and Gender in Tapin Regency, 2018-2021</i> .....                   | 226        |
| 4.7.10     | Jumlah Buku yang Dipinjam di Perpustakaan Daerah Menurut Bulan dan Klasifikasi Buku di Kabupaten Tapin, 2021<br><i>Number of Books Borrowed from Library by Months and Classification of Book in Tapin Regency, 2021</i> ..... | 228        |
| 4.7.11     | Jumlah Panti Asuhan dan Anak Asuh Menurut Kecamatan di Kabupaten Tapin, 2021<br><i>Number of Orphanage and Orphans by Sub-District in Tapin Regency, 2021</i> .....  | 232        |
| 4.7.12     | Jumlah Organisasi Karang Taruna Menurut Kriteria serta Jumlah Anggotanya di Kabupaten Tapin, 2021<br><i>Number of Neighborhood Youth Association by Its Criteria and Number of Members in Tapin Regency, 2021</i> .....        | 233        |
| 4.7.13     | Jumlah Organisasi Karang Taruna Menurut Jenis Kelamin dan Kecamatan di Kabupaten Tapin, 2021<br><i>Number of Neighborhood Youth Association by Gender and Sub District in Tapin Regency, 2021</i> .....                        | 234        |
| 4.7.14     | Jumlah Bencana Alam dan Korban serta Taksiran Kerugian di Kabupaten Tapin, 2021<br><i>Number of Natural Disaster, Victims and Financial Loss Estimation in Tapin Regency, 2021</i> .....                                       | 235        |
| <b>5.</b>  | <b>PERTANIAN, KEHUTANAN, PETERNAKAN, DAN PERIKANAN/<br/>AGRICULTURE, FORESTRY, LIVESTOCK, AND FISHERY</b>  |            |
| <b>5.1</b> | <b>TANAMAN PANGAN<br/>FOOD CROPS</b> .....   | <b>252</b> |
| 5.1.1      | Luas Panen, Produksi, dan Produktivitas Padi Menurut Kecamatan di Kabupaten Tapin, 2021<br><i>Harvested Area, Production, and Productivity of Paddy by Sub District in Tapin Regency, 2021</i> .....                           | 252        |
| 5.1.2      | Produksi Palawija Menurut Kecamatan (ton) di Kabupaten Tapin, 2021<br><i>Production of Second Crops by Sub District (ton) in Tapin Regency, 2021</i>   | 253        |

|            | Halaman<br>Page   |
|------------|---|
| 5.1.3      | Luas Sawah Menurut Jenis Penggunaannya, 2021<br><i>The Area Wetland by Kind of Land Use, 2021</i> ..... 255   |
| 5.1.4      | Luas Tanah Kering Menurut Jenis Penggunaannya, 2021<br><i>The Area of Dry Land by Kind of Land Use, 2021</i> ..... 256  |
| <b>5.2</b> | <b>HORTIKULTURA</b>   |
|            | <b>HORTICULTURE</b> ..... <b>257</b>  |
| 5.2.1      | Luas Panen Tanaman Sayuran Menurut Kecamatan dan Jenis Tanaman (ha) di Kabupaten Tapin, 2020 dan 2021<br><i>Harvested Area of Vegetables by Subdistrict and Kind of Plant (ha) in Tapin Regency, 2020 and 2021</i> ..... 257                                    |
| 5.2.2      | Produksi Tanaman Sayuran Menurut Kecamatan dan Jenis Tanaman (kuintal) di Kabupaten Tapin, 2020 dan 2021<br><i>Production of Vegetables by Subdistrict and Kind of Plant (kwintal) in Tapin Regency, 2020 dan 2021</i> ..... 260                                |
| 5.2.3      | Luas Panen Tanaman Sayuran dan Buah–Buahan Semusim Menurut Jenis Tanaman (ha) di Kabupaten Tapin, <b>2018-2021</b><br><i>Harvested Area of Seasonal Vegetables and Fruits by Kind of Plant (ha) in Tapin Regency, 2018-2021</i> ..... 263                       |
| 5.2.4      | Produksi Tanaman Sayuran dan Buah–Buahan Semusim Menurut Jenis Tanaman (ton) di Kabupaten Tapin, <b>2018-2021</b><br><i>Production of Seasonal Vegetables and Fruits by Kind of Plant (ton) in Tapin Regency, 2017-2020</i> ..... 264                           |
| 5.2.5      | Luas Panen Tanaman Biofarmaka Menurut Kecamatan dan Jenis Tanaman (m <sup>2</sup> ) di Kabupaten Tapin, 2020 dan 2021*<br><i>Harvested Area of Medicinal Plants by Subdistrict and Kind of Plant (m<sup>2</sup>) in Tapin Regency, 2020 and 2021*</i> ..... 265 |
| 5.2.6      | Produksi Tanaman Biofarmaka Menurut Kecamatan dan Jenis Tanaman (kg) di Kabupaten Tapin, 2020 dan 2021*<br><i>Production of Medicinal Plants by Subdistrict and Kind of Plant (kg) in Tapin Regency, 2020 and 2021*</i> ..... 267                               |
| 5.2.7      | Luas Panen Tanaman Biofarmaka Menurut Jenis Tanaman (m <sup>2</sup> ) di Kabupaten Tapin, 2018-2021*<br><i>Harvested Area of Medicinal Plants by Kind of Plant (m<sup>2</sup>) in Tapin Regency, 2018-2021*</i> ..... 269                                       |

|            |  |            |
|------------|--|------------|
| 5.2.8      | Produksi Tanaman Biofarmaka Menurut Jenis Tanaman (kg) di Kabupaten Tapin, 2018-2021*<br><i>Production of Medicinal Plants by Kind of Plant (kg) in Tapin Regency, 2018-2021*</i> .....  | 270        |
| 5.2.9      | Luas Panen Tanaman Hias Menurut Kecamatan dan Jenis Tanaman (m <sup>2</sup> ) di Kabupaten Tapin, 2020 dan 2021*<br><i>Harvested Area of Ornamental Plants by Subdistrict and Kind of Plant (m<sup>2</sup>) in Tapin Regency, 2020 and 2021*</i> ..... | 271        |
| 5.2.10     | Produksi Tanaman Hias Menurut Kecamatan dan Jenis Tanaman (tangkai) di Kabupaten Tapin, 2020 and 2021*<br><i>Production of Ornamental Plants by Subdistrict and Kind of Plant (stalks) in Tapin Regency, 2020 and 2021*</i> .....                      | 273        |
| 5.2.11     | Luas Panen Tanaman Hias Menurut Jenis Tanaman (tangkai) di Kabupaten Tapin, 2018-2021* .....   | 275        |
| 5.2.12     | Produksi Tanaman Hias Menurut Jenis Tanaman (tangkai) di Kabupaten Tapin, <b>2018-2021</b><br><i>Production of Ornamental Plants by Kind of Plant (stalks) in Tapin Regency, 2018-2021</i> .....   | 276        |
| 5.2.13     | Produksi Buah-buahan Menurut Kecamatan dan Jenis Tanaman (ton) di Kabupaten Tapin, 2020 dan 2021*<br><i>Production of Fruits by Subdistrict and Kind of Plant (ton) in Tapin Regency, 2020 and 2021*</i> .....   | 277        |
| 5.2.14     | Produksi Buah–Buahan dan Sayuran Tahunan Menurut Jenis Tanaman (ton) di Kabupaten Tapin, 2018-2021*<br><i>Production of Annual Fruits and Vegetables by Kind of Plant (ton) in Tapin Regency, 2018-2021*</i> .....                                     | 280        |
| <b>5.3</b> | <b>PERKEBUNAN</b>  |            |
|            | <b>ESTATE CROPS</b> .....  | <b>281</b> |
| 5.3.1      | Luas Areal Tanaman Perkebunan Menurut Kecamatan dan Jenis Tanaman (ha) di Kabupaten Tapin, 2020 dan 2021*<br><i>Planted Area of Estate Crops by Subdistrict and Type of Crops (ha) in Tapin Regency, 2020 and 2021*</i> .....                          | 281        |

|            |   |     |
|------------|---|-----|
| 5.3.2      | Produksi Perkebunan Menurut Kecamatan dan Jenis Tanaman (ton) di Kabupaten Tapin, 2020 dan 2021*<br><i>Production of Estate by Subdistrict and Type of Crops (ton) in Tapin Regency, 2020 and 2021*</i> ..... | 286 |
| <b>5.4</b> | <b>PETERNAKAN</b>   |     |
|            | <b>LIVESTOCKS</b>   |     |
| 5.4.1      | Populasi Ternak Besar Menurut Kecamatan di Kabupaten Tapin di Kabupaten Tapin, 2021<br><i>Population of Large Livestock by Sub District in Tapin Regency, 2021..</i>  | 291 |
| 5.4.2      | Populasi Ternak Kecil Menurut Kecamatan di Kabupaten Tapin di Kabupaten Tapin, 2021<br><i>Population of Small Livestock by Sub District in Tapin Regency, 2021..</i>  | 292 |
| 5.4.3      | Populasi Unggas Menurut Kecamatan di Kabupaten Tapin, 2021<br><i>Population of Poultry by Sub District in Tapin Regency, 2021 .....</i>   | 293 |
| 5.4.4      | Banyaknya Ternak yang Dipotong pada Rumah Potong Hewan Menurut Kecamatan di Kabupaten Tapin, 2021<br><i>Number of Livestock Slaughtered in Abattoirs by Sub District in Tapin Regency, 2021 .....</i>         | 295 |
| 5.4.5      | Banyaknya Ternak yang Dipotong Setiap Bulan di Kabupaten Tapin, 2021<br><i>Number of Livestock Slaughtered by Month in Tapin Regency, 2021...</i>   | 296 |
| 5.4.6      | Banyaknya Ternak yang Dipotong Diluar Rumah Potong Hewan Menurut Kecamatan di Kabupaten Tapin, 2021<br><i>Number of Livestock Slaughtered Out of Abattoirs by Sub District in Tapin Regency, 2021 .....</i>   | 297 |
| 5.4.7      | Banyaknya Ternak Bantuan Pemerintah Menurut Sumber Dana di Kabupaten Tapin, 2021 .....  | 298 |
| 5.4.8      | Produksi Telur Per Kecamatan di Kabupaten Tapin, 2021<br><i>Production of Egg by Sub District in Tapin Regency, 2021 .....</i>  | 300 |
| 5.4.9      | Banyaknya Ternak Besar Yang Masuk Dan Keluar di Kabupaten Tapin, 2021<br><i>Number of Livestock Import and Export from Tapin Regency, 2021 .....</i>  | 301 |

|            | Halaman<br>Page   |     |
|------------|---|-----|
| 5.4.10     | Banyaknya Rumah Tangga Pemelihara Ternak di Kabupaten Tapin, 2021<br><i>Number of Household Breeding of Cattle in Tapin Regency, 2021</i> .....   | 302 |
| 5.4.11     | Produksi Telur, Susu, Daging dan Kulit di Kabupaten Tapin, 2021<br><i>Production of Egg, Milk, Meat and Skin in Tapin Regency, 2021</i> .....   | 303 |
| 5.4.12     | Indikator Produksi Peternakan dan Harga Per Satuan di Kabupaten Tapin, 2021<br><i>Indicator of Livestock Production and Price Per Unit di Kabupaten Tapin, 2021</i> .....                           | 304 |
| <b>5.5</b> | <b>PERIKANAN</b>  |     |
|            | <b>FISHERIES</b>  |     |
| 5.5.1      | Banyaknya Rumah Tangga Perikanan dan Luas Budidaya Menurut Kecamatan di Kabupaten Tapin, 2021<br><i>Number of Fisheries Household and Culture Area by Sub-District in Tapin Regency, 2021</i> ..... | 305 |
| 5.5.2      | Produksi Perikanan Darat (Ton) Menurut Jenis dan Perairan di Kabupaten Tapin, 2021<br><i>Production of Inland Fishery by Kind of Water and Type of Fish in Tapin Regency, 2021</i> .....            | 306 |
| 5.5.3      | Produksi Perikanan Darat Menurut Kecamatan di Kabupaten Tapin, 2021 (Ton)<br><i>Production of Inland Fisheries by Sub District in Tapin Regency, 2021 (Ton)</i> .....                               | 307 |
| 5.5.4      | Produksi Ikan Olahan menurut Jenis dan Perairan di Kabupaten Tapin, 2021<br><i>Production of Processes Fishes by Kind of Fishes and Water in Tapin Regency, 2021</i> .....                          | 308 |
| 5.5.5      | Produksi Perikanan Darat Menurut Kecamatan di Kabupaten Tapin, 2021<br><i>Production of Inland Fisheries by Sub District in Tapin Regency, 2021</i> .   | 309 |
| 5.5.6      | Produksi Budidaya Perikanan Menurut Kecamatan di Kabupaten Tapin, 2021 (Ton)<br><i>Production of Aquaculture by Sub District in Tapin Regency, 2021 (Ton)</i>                                       | 310 |
| 5.5.7      | Produksi Perikanan Perairan Rawa Menurut Kuartal dan Jenis Ikan di Kabupaten Tapin, 2021  |     |

|  | Halaman<br>Page |
|--|-----------------|
|  | 311             |
| 5.5.7  | 312             |
| 5.5.8  | 313             |
| <b>5.6 LAINNYA</b>   |                 |
|  |                 |
|  |                 |
| 5.6.1  | 314             |
| 5.6.2  | 315             |
| 5.6.3  | 316             |
| 5.6.3  | 317             |
| 5.6.4  | 318             |
| 5.6.5  | 319             |
| <b>6. INDUSTRI, PERTAMBANGAN, DAN ENERGI/<br/>INDUSTRY, MINING, AND ENERGY</b> |                 |

**6.1 PERTAMBANGAN DAN ENERGI**

**MINING AND ENERGY**

|       |   |     |
|-------|---|-----|
| 6.1.1 | Daya Terpasang, Produksi, dan Distribusi Listrik PT.PLN (Persero) pada Cabang/Ranting PLN Menurut Kecamatan di Kabupaten Tapin, 2021<br><i>Installed Electricity Power, Production and Distribution of PLN (persero) at PLN Branch by Sub District in Tapin Regency, 2021</i> ..... | 326 |
| 6.1.2 | Jumlah Pelanggan Listrik Menurut Kecamatan di Kabupaten Tapin, 2018-2021<br><i>Number of Electricity Costumers by Sub District di Kabupaten Tapin, 2018-2021</i> .....  | 327 |
| 6.1.3 | Banyaknya Pelanggan Listrik, Daya Terpasang dan Kwh yang Terjual Menurut Jenis Tarif di Kabupaten Tapin, 2021<br><i>Number of Customer Electricity, Power Connected and Out Sold Kwh by Kind of Tariff di Kabupaten Tapin, 2021</i> .....   | 328 |
| 6.1.4 | Banyaknya Desa/Kelurahan Yang Menerima Jasa Listrik PLN di Kabupaten Tapin, 2021<br><i>Number of Customer Number of Village Receiving Electricity in Tapin Regency, 2021</i> .....  | 329 |
| 6.1.5 | Jumlah Pelanggan Air yang Disalurkan Menurut Kecamatan di Kabupaten Tapin, 2021<br><i>Number of Costumers and Distributed Water by Sub District in Tapin Regency, 2021</i> .....  | 330 |
| 6.1.6 | Banyaknya Pelanggan Air Minum Menurut Jenis Pelanggan di Kabupaten Tapin, 2021<br><i>Number of Water Supply Consumers by Kind of Customers in Tapin Regency, 2021</i> .....   | 331 |
| 6.1.7 | Distribusi Air Minum Menurut Jenis Pelanggan dan Kecamatan di Kabupaten Tapin, 2021<br><i>Distribution of Water Supply by Customers and Sub District in Tapin Regency, 2021</i> .....   | 332 |
| 6.1.8 | Banyaknya Pelanggan, Produksi, dan penggunaan Air Minum Menurut Bulan di Kabupaten Tapin, 2021<br><i>Number of Consumers, Production, and Use of Water Supply by Month in Tapin Regency, 2021</i> .....   | 333 |

|            |  |     |
|------------|--|-----|
| 6.1.9      | Banyaknya Langganan Air Minum dan yang Terjual Menurut Jenis Pelanggan di Kabupaten Tapin, 2021<br><i>Number of Water Supply Consumers and Out Sold by Kind of Customers in Tapin Regency, 2021</i> .....                                    | 334 |
| 6.1.10     | Banyaknya Desa yang Sudah dan Belum Memperoleh Aliran Air Bersih dari PDAM di Kabupaten Tapin, 2021<br><i>Number of Villages Already and Not Yet Gained Water Supply from PDAM in Tapin Regency, 2021</i> .....                              | 335 |
| <b>6.2</b> | <b>INDUSTRI</b><br><b>INDUSTRY</b>   |     |
| 6.2.1      | Perkembangan Jumlah Unit Usaha Di Sektor Industri dan Laju Pertumbuhan Menurut Kelompok di Kabupaten Tapin, 2020-2021<br><i>Trend of Establishment Number and Growth by Industrial Group in Tapin Regency, 2020-2021</i> .....               | 336 |
| 6.2.2      | Perkembangan Penyerapan Tenaga Kerja Di sektor Industri dan Laju Pertumbuhan Menurut Kelompok Industri di Kabupaten Tapin, 2020-2021<br><i>Trend of Industrial Employment and Growth by Industry Group in Tapin Regency, 2020-2021</i> ..... | 337 |
| 6.2.3      | Perkembangan Nilai Investasi Serta Laju Pertumbuhannya Menurut Kelompok Industri di Kabupaten Tapin, 2020-2021<br><i>Trend of Investment and Growth by Industrial Group in Tapin Regency, 2020-2021</i> .....                                | 338 |
| 6.2.4      | Perkembangan Nilai Produksi Serta Laju Pertumbuhannya Menurut Kelompok Industri di Kabupaten Tapin, 2020-2021<br><i>Trend of Production Value and Growth by Industrial Group in Tapin Regency, 2020-2021</i> .....                           | 339 |
| 6.2.5      | Perkembangan Nilai Bahan Baku Serta Laju Pertumbuhan Menurut Kelompok Industri di Kabupaten Tapin, 2020-2021<br><i>Trend of Row Material Value in Industry Sector and Growth by Industrial Group in Tapin Regency, 2020-2021</i> .....       | 340 |
| 6.2.6      | Perkembangan Kapasitas Produksi Serta Laju Pertumbuhan di Kabupaten Tapin, 2014-2021<br><i>Trend of Production Capacity and Growth in Tapin Regency, 2014-2021</i>   | 341 |



|           |  |     |
|-----------|--|-----|
| 6.2.7     | Jumlah Muatan Usaha Sentra Industri Mikro dan Kecil di Kabupaten Tapin, 2021<br><i>Number of Business Capacity of Small and Medium Industry Center in Tapin Regency, 2021</i> .....                                  | 342 |
| <b>7.</b> | <b>PARIWISATA/TOURISM</b>  |     |
| 7.1       | Jumlah Wisatawan Mancanegara dan Domestik di Kabupaten Tapin, 2012-2021<br><i>Number of International and Domestic Visitors in Tapin Regency, 2012-2021</i> .....  | 350 |
| 7.2       | Tingkat Kunjungan Wisatawan Nusantara pada Objek Wisata di Kabupaten Tapin, 2021<br><i>Number of Domestic Visitors on Tourist Attraction in Tapin Regency, 2021</i> .....  | 351 |
| 7.3       | Tingkat Kunjungan Wisatawan Mancanegara pada Objek Wisata di Kabupaten Tapin, 2021<br><i>Number of International Visitors on Tourist Attraction in Tapin Regency, 2021</i> .....                                     | 356 |
| 7.4       | Daerah Tujuan Wisata di Kabupaten Tapin, 2021<br><i>Tourism Destination Zone in Tapin Regency, 2021</i> .....  | 361 |
| 7.5       | Banyaknya Wisatawan dan Rata-Rata Lama Tinggal Wisatawan Domestik dan Mancanegara di Kabupaten Tapin, 2021<br><i>Number of Domestic and Foreign Tourists and Average Length of Stay in Tapin Regency, 2021</i> ..... | 366 |
| 7.6       | Jumlah Rumah Makan/Restoran Menurut Kecamatan, 2018-2021<br><i>Number of Restaurants By Sub District, 2018-2021</i> .....  | 367 |
| 7.7       | Jumlah Akomodasi Hotel/Losmen Menurut Kecamatan di Kabupaten Tapin, 2020 dan 2021<br><i>Number of Hotel Accomodations by Sub-District in Tapin Regency, 2020 and 2021</i> .....                                      | 368 |
| 7.8       | Direktori Hotel dan Losmen, Kafe dan Rumah Makan, 2021<br><i>Directory of Hotel and Inn, Cafe, and Restaurant, 2021</i> .....  | 369 |
| 7.9       | Direktori Agen Perjalanan di Kabupaten Tapin, 2021<br><i>Travel Agent Directory in Tapin Regency, 2021</i> .....   | 373 |
| <b>8.</b> | <b>TRANSPORTASI DAN KOMUNIKASI/<br/>TRANSPORTATION AND COMMUNICATION</b>   |     |

**8.1 TRANSPORTASI**

|       |  |            |
|-------|--|------------|
|       | <b>TRANSPORTATION.....</b>   | <b>387</b> |
| 8.1.1 | Panjang Jalan Menurut Jenis Permukaan dan Kondisi Jalan di Kabupaten Tapin, 2021<br><i>Length of Roads by Type of Surface and Condition of Roads in Tapin Regency, 2021 .....</i>              | 387        |
| 8.1.2 | Panjang Jalan (Km) Kabupaten Menurut Jenis Permukaan dan Kecamatan di Kabupaten Tapin, 2021<br><i>Length of Regency Roads by Type of Surface and Sub District in Tapin Regency, 2021 .....</i> | 388        |
| 8.1.3 | Panjang Jalan Kabupaten Menurut Kelas Jalan dan Kecamatan di Kabupaten Tapin, 2021<br><i>Length of Regency Roads by Roads Classification and Sub District in Tapin Regency, 2021 .....</i>     | 389        |
| 8.1.4 | Panjang Jalan (Km) Kabupaten Menurut Kondisi Jalan dan Kecamatan di Kabupaten Tapin, 2021<br><i>Length of Regency Roads by Roads Condition and Sub District in Tapin Regency, 2021 .....</i>   | 390        |
| 8.1.5 | Jumlah Kendaraan yang Teregistrasi di UPPD Rantau Menurut Jenis Kendaraan, 2021<br><i>Number of Regulated Vehicle in UPPD Rantau by Type of Vehicle, 2021</i>                                  | 391        |
| 8.1.6 | Jumlah Kendaraan yang Teregistrasi di UPPD Rantau Menurut Warna TNKB/Plat, 2021<br><i>Number of Regulated Vehicle in UPPD Rantau by License Plate, 2021 .</i>                                  | 392        |
| 8.1.7 | Jumlah Kendaraan Bermotor yang Dikelola Oleh UPPD/SAMSAT Kabupaten Tapin, 2021<br><i>Number of Motor Vehicle Managed by UPPD/SAMSAT in Tapin Regency, 2021 .....</i>                           | 393        |
| 8.1.8 | Banyaknya Kendaraan yang Teraftar Setiap Bulan Menurut Jenis Kendaraan di Kabupaten Tapin, 2021<br><i>Number of Motor Vehicles Have Been Registered by Month in Tapin Regency, 2021 .....</i>  | 394        |
| 8.1.9 | Banyaknya Kendaraan yang Teraftar Setiap Bulan Menurut Kelompok Kendaraan di Kabupaten Tapin, 2021   |            |

|            |   |            |
|------------|---|------------|
|            | <i>Number of Motor Vehicles Have Been Registered by Group and Month in Tapin Regency, 2021 .....</i>  | 396        |
| <b>8.2</b> | <b>KOMUNIKASI</b>   |            |
|            | <b>COMMUNICATION .....</b>  | <b>397</b> |
| 8.2.1      | Jumlah Kantor Pos Pembantu Menurut Kecamatan di Kabupaten Tapin, 2018–2021<br><i>Number of Post Offices Subsidiaries by Subdistrict in Tapin Regency, 2018–2021 .....</i>   | 397        |
| 8.2.2      | Nilai Penjualan Benda Pos dan Materai Setiap Kantos Pos/Kantor Pos Pembantu di Kabupaten Tapin, 2021<br><i>Value of Postal Goods and Seals in Post Office in Tapin Regency, 2021 .....</i>  | 398        |
| 8.2.3      | Banyaknya Pengiriman dan Penerimaan Paket Pos di Kabupaten Tapin, 2021<br><i>Number of Parcel Received and Sent in Post Office in Tapin Regency, 2021 .....</i>   | 399        |
| 8.2.4      | Banyaknya Penerimaan dan Pembayaran Wesel Pos Prima Setiap Kantor Pos / Kantor Pos Pembantu di Kabupaten Tapin, 2021<br><i>Number of Receipt and Payment of Prime Money Orders in Post Office in Tapin Regency, 2021 .....</i>                      | 400        |
| 8.2.5      | Banyaknya Penerimaan dan Pembayaran Wesel Pos Instan Setiap Kantor Pos / Kantor Pos Pembantu di Kabupaten Tapin, 2021<br><i>Number of Receipt and Payment of Instant Money Orders in Post Office in Tapin Regency, 2021 .....</i>                   | 401        |
| 8.2.6      | Banyaknya Penerimaan dan Pembayaran Western Union pada Setiap Kantor Pos / Kantor Pos Pembantu di Kabupaten Tapin, 2021<br><i>Number of Receipt and Payment of Express Money Orders (Western Union) in Post Office in Tapin Regency, 2021 .....</i> | 402        |
| 8.2.7      | Banyaknya Penerimaan dan Pembayaran Rekening Giro/Cek Pos pada Setiap Kantor Pos / Kantor Pos Pembantu di Kabupaten Tapin, 2021<br><i>Number of Receipt and Payment of Current/Check Pos in Post Office in Tapin Regency, 2021 .....</i>            | 403        |
| 8.2.8      | Banyaknya Penerimaan dan Pembayaran Tabanas pada Setiap Kantor Pos / Kantor Pos Pembantu di Kabupaten Tapin, 2021   |            |

|            |  |     |
|------------|--|-----|
|            | <i>Number of Receipt and Payment of National Development Savings Pos in Post Office in Tapin Regency, 2021 .....</i>   | 404 |
| 8.2.9      | Banyaknya Penerimaan dan Pembayaran Tabanas pada Setiap Kantor Pos / Kantor Pos Pembantu di Kabupaten Tapin, 2021<br><i>Number of Receipt and Payment of Tabanas in Post Office in Tapin Regency, 2021 .....</i> | 405 |
| 8.2.10     | Trend Fasilitas Komunikasi di Kabupaten Tapin, 2016-2021<br><i>Trend of Communication Facility in Tapin Regency, 2016-2021 .....</i>   |     |
| <b>9.</b>  | <b>PERBANKAN, KOPERASI, DAN HARGA-HARGA/BANKING, COOPERATIVE, AND PRICES.....</b>  |     |
| 9.1        | Jumlah Koperasi Aktif Menurut Kecamatan di Kabupaten Tapin, 2018-2021<br><i>Number of Active Cooperative by Subdistrict in Tapin Regency, 2018-2021 .....</i>  | 413 |
| 9.2        | Jumlah Koperasi Menurut Jenis Koperasi dan Kecamatan di Kabupaten Tapin, 2021<br><i>Number of Cooperative by Kind of Cooperative and Subdistrict in Tapin Regency, 2021 .....</i>                                | 414 |
| 9.3        | Banyaknya Koperasi Primer dan Non KUD Menurut Kecamatan di Kabupaten Tapin, 2021<br><i>Number of Primary Cooperatives and Non Village Unit Cooperatives by Sub District in Tapin Regency, 2021 .....</i>         | 416 |
| 9.4        | Banyaknya KUD dan Non KUD yang Melaksanakan Rapat Anggota Tahunan di Kabupaten Tapin, 2021<br><i>Number of VUC and Non VUC that Hold Annual Member Meeting in Tapin Regency, 2021 .....</i>                      | 416 |
| 9.5        | Banyaknya KUD dan Non KUD Menurut Sisa Hasil Usaha (SHU) dan Kecamatan di Kabupaten Tapin, 2021<br><i>Number of VUC and Non VUC tby Value of Revenue and Sub District in Tapin Regency, 2021 .....</i>           | 417 |
| 9.6        | Perkembangan Permodalan dan Mutasi Dirinci Menurut Hasil Kegiatan KUD di Kabupaten Tapin, 2021<br><i>Trend of Capital and Change by Activity in Tapin Regency, 2021.....</i>                                     | 418 |
| <b>10.</b> | <b>PENGELUARAN PENDUDUK/POPULATION EXPENDITURE</b>   |     |

|            |  |     |
|------------|--|-----|
| 10.1       | Rata-rata Pengeluaran per Kapita Sebulan Menurut Kelompok Komoditas (rupiah) di Kabupaten Tapin 2020 dan 2021<br><i>Monthly Average Expenditure per Capita by Commodity Group (rupiahs) in Tapin Regency, 2020 and 2021</i> .....  | 424 |
| 10.2       | Persentase Pengeluaran per Kapita Sebulan Menurut Kelompok Komoditas di Kabupaten Tapin, 2020 dan 2021<br><i>Percentage of Monthly Expenditure per Capita by Commodity Group in Tapin Regency 2020 and 2021</i> .....  | 425 |
| 10.3       | Persentase Penduduk Menurut Golongan Pengeluaran Per Kapita Sebulan di Kabupaten Tapin, 2021<br><i>Percentage of Population by Per Capita Spending Group a Month in Tapin Regency, 2021</i> .....  | 426 |
| <b>11.</b> | <b>PERDAGANGAN/TRADE</b>   |     |
| 11.1       | Jumlah Sarana Perdagangan Menurut Jenisnya di Kabupaten Tapin, 2018–2021<br><i>Number of Trading Facilities by Type of Facility in Tapin Regency, 2018–2021</i> .....  | 434 |
| 11.2       | Perkembangan Perusahaan yang Memiliki Surat Izin Usaha Perdagangan (SIUP) di Kabupaten Tapin, 2021<br><i>Trend of Enterprises Having Trading License in Tapin Regency, 2021...</i>   |     |
| <b>12.</b> | <b>SISTEM NERACA REGIONAL/SYSTEM OF REGIONAL ACCOUNTS</b>  |     |
| 12.1.      | Produk Domestik Regional Bruto Atas Dasar Harga Berlaku Menurut Lapangan Usaha di Kabupaten Tapin (milyar rupiah), 2017–2021<br><i>Gross Regional Domestic Product at Current Market Prices by Industry in Tapin Regency (billion rupiahs), 2017–2021</i> .....            | 448 |
| 12.2       | Produk Domestik Regional Bruto Atas Dasar Harga Konstan 2010 Menurut Lapangan Usaha di Kabupaten Tapin (milyar rupiah), 2017–2021<br><i>Gross Regional Domestic Product at 2010 Constant Market Prices by Industry in Tapin Regency (billion rupiahs), 2017–2021</i> ..... | 450 |
| 12.3       | Distribusi Persentase Produk Domestik Regional Bruto Atas Dasar Harga Berlaku Menurut Lapangan Usaha di Kabupaten Tapin (persen), 2017–2021  |     |

|            |   |     |
|------------|---|-----|
|            | <i>Percentage Distribution of Gross Regional Domestic Product at Current Market Prices by Industry in Tapin Regency (percent), 2017–2021 .....</i>  | 452 |
| 12.4       | Laju Pertumbuhan Produk Domestik Regional Bruto Atas Dasar Harga Konstan 2010 Menurut Lapangan Usaha di Kabupaten Tapin (persen), 2018–2021<br><i>Growth Rate of Gross Regional Domestic Product at 2010 Constant Market Prices by Industry in Tapin Regency (percent), 2018–2021 .....</i>                                     | 454 |
| 12.5       | Produk Domestik Regional Bruto Atas Dasar Harga Berlaku Menurut Jenis Pengeluaran di Kabupaten Tapin (juta rupiah), 2017–2021<br><i>Gross Regional Domestic Product at Current Market Prices by Type of Expenditure in Tapin Regency (million rupiahs), 2017–2021 .....</i>   | 456 |
| 12.6       | Produk Domestik Regional Bruto Atas Dasar Harga Konstan 2010 Menurut Jenis Pengeluaran di Kabupaten Tapin (juta rupiah), 2017–2021<br><i>Gross Regional Domestic Product at 2010 Constant Market Prices by Type of Expenditure in Tapin Regency (million rupiahs), 2017–2021 ...</i>  | 457 |
| <b>13.</b> | <b>PERBANDINGAN ANTAR KABUPATEN/<br/>KOTA/ REGENCY/MUNICIPAL COMPARISON</b>   |     |
| 13.1       | Jumlah Penduduk Menurut Kabupaten/Kota di Provinsi Kalimantan Selatan , 2017-2021<br><i>Population by Regency/Municipality in South Kalimantan Province, 2017-2021 .....</i>  | 465 |
| 13.2       | Laju Pertumbuhan Produk Domestik Regional Bruto Atas Dasar Harga Konstan 2010 Menurut Kabupaten/Kota di Provinsi Kalimantan Selatan (persen), 2018-2021<br><i>Growth Rate of Gross Regional Domestic Product at 2010 Constant Market Prices by Regency/Municipality in South Kalimantan Province (percent), 2018-2021 .....</i> | 466 |
| 13.3       | Jumlah Penduduk Miskin Menurut Kabupaten/ Kota di Provinsi Kalimantan Selatan, 2018-2021<br><i>Number of Poor People by Regency/Municipality in South Kalimantan Province, 2018-2021 .....</i>  | 467 |
| 13.4       | Indeks Pembangunan Manusia Menurut Kabupaten/ Kota di Provinsi Kalimantan Selatan, 2017–2021  |     |

*Human Development Index by Regency/Municipality in Kalimantan Selatan Province, 2017–2021* ..... 468

<https://tapinkab.bps.go.id>

## DAFTAR GAMBAR/LIST OF FIGURES

|     |  | Halaman<br>Page |
|-----|--|-----------------|
| 1.1 | Persentase Luas Daerah menurut Kecamatan di Kabupaten Tapin (%), 2021<br><i>Percentage Area of Subdistrict in Tapin Regency (%), 2021</i> .....  | 7               |
| 2.1 | Jumlah Pegawai Negeri Sipil Menurut Jabatan Jenis Kelamin di Kabupaten Tapin, 2021<br><i>Number of Civil Servants by Occupation and Sex in Tapin Regency, 2021</i> .....   | 33              |
| 3.1 | Piramida Penduduk di Kabupaten Tapin, 2021<br><i>Population Pyramid in Tapin Regency, 2021</i> .....   | 68              |
| 4.1 | Jumlah Sekolah di Bawah Kementerian Pendidikan Kabupaten Tapin Menurut Tingkat Pendidikan, 2021/2022<br><i>Number of School Under The Ministry of Education in Tapin Regency by Education Level, 2021/2022</i> ..... | 107             |
| 5.1 | Produksi Palawija di Kabupaten Tapin (%), 2021<br><i>Production of Food Crops in Tapin Regency (%), 2021</i> .....   | 251             |
| 6.1 | Jumlah Pelanggan Listrik Menurut Kecamatan di Kabupaten Tapin, 2021<br><i>Number of Electricity Costumers by Sub District di Kabupaten Tapin, 2021</i> .....   | 325             |
| 7.1 | Jumlah Rumah Makan/Restoran Menurut Kecamatan in Kabupaten Tapin, 2021<br><i>Number of Restaurants By Sub District in Tapin Regency, 2021</i> .....  | 349             |
| 8.1 | Panjang Jalan Kabupaten Menurut Kondisi Jalan di Kabupaten Tapin, 2021<br><i>Length of Regency Roads by Roads Condition in Tapin Regency, 2021</i> .....   | 386             |
| 9.1 | Jumlah Koperasi Unit Desa (KUD) Menurut Kecamatan di Kabupaten Tapin, 2021   |                 |



|      | Halaman<br>Page  |
|------|--|
|      | <i>Number of Village Unit Cooperative (VUC) by SubDistricts in Tapin Regency, 2021</i> .....   |
|      | 413  |
| 10.1 | Pengeluaran Rata-Rata per Kapita Sebulan di Kabupaten Tapin (Rupiah), 2021<br><i>Average Expenditure per Month in Tapin Regency (Rupiah), 2021</i> .....                                   |
|      | 425  |
| 11.1 | Jumlah Perusahaan Menurut Badan Hukum di Kabupaten Tapin, 2021<br><i>Number of Establishments by Type of Business Entity in Tapin Regency, 2021</i> .....                                  |
|      | 435  |
| 12.1 | PDRB ADHB dan ADHK di Kabupaten Tapin (milyar rupiah), 2017-2021<br><i>Current and Constant Market Price GRDP in Tapin Regency(billion rupiah), 2017-2021</i> .....                        |
|      | 449  |
| 13.1 | Indeks Pembangunan Manusia Menurut Kabupaten/Kota di Provinsi Kalimantan Selatan 2021<br><i>Human Development Index by Regency/Municipality in Kalimantan Selatan Province, 2021</i> ..... |
|      | 466  |

## PENJELASAN UMUM/EXPLANATORY NOTES

Tanda-tanda, satuan-satuan, dan lain-lainnya yang digunakan dalam publikasi ini adalah sebagai berikut:

*Symbols, measurement units, and acronyms which are used in this publication, are as follows:*

### 1. TANDA-TANDA/SYMBOLS

|   |       |
|---|-------|
| Data tidak tersedia/ <i>Data not available</i> .....                      | : ... |
| Tidak ada atau nol / <i>Null or zero</i> .....                            | : -   |
| Data dapat diabaikan/ <i>Data negligible</i> .....                        | : 0   |
| Tanda decimal/ <i>Decimal point</i> .....                                 | : ,   |
| Data tidak dapat ditampilkan/ <i>Not applicable</i> .....                 | : NA  |
| Angka estimasi/ <i>Estimated figures</i> .....                            | : e   |
| Angka diperbaiki/ <i>Revised figures</i> .....                            | : r   |
| Angka sementara/ <i>Preliminary figures</i> .....                         | : x   |
| Angka sangat sementara/ <i>Very preliminary figures</i> .....             | : xx  |
| Angka sangat sangat sementara/ <i>Very very preliminary figures</i> ..... | : xxx |

### 2. SATUAN/UNITS

|  |   |
|--|---|
| barel/ <i>barrel</i> .....                           | : 158,99 liter/ <i>litres</i> = 1/6,2898 m <sup>3</sup> |
| hektar (ha)/ <i>hectare (ha)</i> .....               | : 10 000 m <sup>2</sup>                                 |
| kilometer (km)/ <i>kilometres (km)</i> .....         | : 1 000 meter/ <i>meters (m)</i>                        |
| knot/ <i>knot</i> .....                              | : 1,8523 km/jam ( <i>km/hour</i> )                      |
| kuintal/ <i>quintal</i> .....                        | : 100 kg  |
| KWh .....  | : 1 000 Watt hour                                       |
| MWh .....  | : 1 000 KWh   |
| liter (untuk beras)/ <i>litre (for rice)</i> .....   | : 0,80 kg   |
| MMSCF .....  | : 1/35,3 m <sup>3</sup>                                 |
| metrik ton (m.ton)/ <i>metric ton (m. ton)</i> ..... | : 0,98421 long ton = 1 000 kg                           |
| ons/ <i>ounce</i> .....                              | : 28,31 gram/ <i>grams</i>                              |
| ton .....  | : 1 000 kg  |

Satuan lain: buah, dus, butir, helai/lembar, kaleng, batang, pulsa, ton kilometer (ton-km), jam, menit, persen (%).

*Other units: unit, pack, pieces, sheet, tin, pulse, ton-kilometres(ton-km), hour, minute, percent (%).*

Perbedaan angka di belakang koma disebabkan oleh pembulatan angka.

*The difference in decimal numbers is caused by rounding.*



## DAFTAR SINGKATAN/ LIST OF ABBREVIATIONS

|           |  |
|-----------|--|
| SI        | : Stasiun Iklim  |
| SIMPK     | : Stasiun Meteorologi Pertanian Khusus                                     |
| t.t       | : Tempat tidur   |
| BCG       | : Bacillus Calmette Guerin   |
| DPT       | : Difteri, Pertusis, Tetanus   |
| TT        | : Tetanus Toxoid   |
| IOT       | : Industri Obat Tradisional/ <i>Traditional Medicine Industry</i>          |
| IKOT      | : Industri Kecil Obat Tradisional/ <i>Traditional Medicine Small</i>       |
| Alkes     | : Alat kesehatan/ <i>Health Kits</i>                                       |
| PKRT      | : Perbekalan Kesehatan Rumah tangga/ <i>Household Health Logistics</i>     |
| Kompl     | : Komplemen/ <i>Complement</i>   |
| IRTP      | : Industri Pangan Produksi Rumah Tangga/ <i>Foods Home Industry</i>        |
| PBF       | : Pedagang Besar Farmasi/ <i>Pharmacy Whole-seller</i>                     |
| GFK       | : Gudang Farmasi Kab/Kota/Regency/ <i>Municipality Pharmacy Warehouse</i>  |
| RB        | : Rumah Bersalin/ <i>Delivery House</i>                                    |
| Pustu     | : Puskesmas pembantu/ <i>Auxiliary Public Health Center</i>                |
| BP        | : Balai Pengobatan/ <i>Polyclinic</i>                                      |
| TPS       | : Tempat Pembuangan Sementara / <i>landfill</i>                            |
| Jamkesmas | : Jaminan kesehatan masyarakat miskin/ <i>Poor public health insurance</i> |
| PJKMU     | : Program Jaminan Kesehatan Masyarakat Umum                                |
| SIUP      | : Surat Ijin Usaha Perdagangan/ <i>Trading Permission Letter</i>           |
| TDP       | : Tanda Daftar Perusahaan/ <i>Company Registration Identity</i>            |
| API       | : Angka Pengenal Importir/ <i>Importer's Identity Number</i>               |



## Statistik Kunci, 2019–2021 Key Statistics, 2019–2021

| Rincian/Description  | Satuan/Unit                      | 2019     | 2020     | 2021     |
|--|----------------------------------|----------|----------|----------|
| (1)  | (2)                              | (3)      | (4)      | (5)      |
| <b>SOSIAL/SOCIAL</b>   |                                  |          |          |          |
| Penduduk <sup>1</sup> /Population <sup>1</sup>   | ribu/thousand                    | 189,42   | 189,48   | 191,80   |
| Laju Pertumbuhan Penduduk <sup>1</sup> /Population Growth <sup>1</sup>   | %                                | 0,94     | 0,03     |          |
| Angka Harapan Hidup <sup>1-e</sup> /Life Expectancy Rate <sup>1</sup>  | tahun/years                      | 70,23    | 70,40    | 70,57    |
| Angka Melek Huruf Usia 15+/Literacy Rate Aged 15+  | %                                | 69,30    | 70,17    | 70,31    |
| Tingkat Partisipasi Angkatan Kerja -TPAK <sup>2,3</sup><br>Labour Force Participation Rate-LFPR <sup>2,3</sup>                         | %                                | 3,65     | 3,73     | 4,96     |
| Tingkat Pengangguran Terbuka-TPT <sup>2,3</sup><br>Unemployment Rate-UR <sup>2,3</sup>   | ribu/thousand                    | 6,51     | 5,90     | 6,92     |
| Penduduk Miskin <sup>4</sup> /Poor People <sup>4</sup>   | %                                | 3,41     | 3,06     | 3,60     |
| Persentase Penduduk Miskin <sup>4</sup><br>Percentage of Poor People <sup>4</sup>  | %                                | 70,13    | 70,11    | 70,31    |
| Indeks Pembangunan Manusia-IPM <sup>5</sup><br>Human Development Index <sup>5</sup>  |                                  |          |          |          |
| <b>EKONOMI/ECONOMIC</b>  |                                  |          |          |          |
| Produk Domestik Regional Bruto (PDRB) Harga Berlaku <sup>6</sup><br>Gross Regional Domestic Bruto (GRDP) at Current Price <sup>6</sup> | milyar rupiah<br>billion rupiahs | 8 438.25 | 8 393.89 | 9 047.33 |
| Laju Pertumbuhan Ekonomi <sup>7</sup> /Economic Growth <sup>7</sup>  | %                                | 4.24     | (1.49)   | 3.41     |
| PDRB Per Kapita Harga Berlaku <sup>6,8</sup><br>Per Capita of GRDP at Current Price <sup>6,8</sup>                                     | milyar rupiah<br>billion rupiahs | 6 455.63 | 6 358.88 |          |

- Catatan/Notes: <sup>1</sup> Hasil proyeksi penduduk Indonesia 2020–2035 (pertengahan tahun/Juni)/The result of Indonesia population projection 2020–2035 (mid year/June)
- <sup>2</sup> Kondisi Agustus/Condition at August
- <sup>3</sup> Menggunakan penimbang hasil proyeksi penduduk tahun 2010–2035/Weighted by the 2010–2035 population projection
- <sup>4</sup> Kondisi Maret/Condition at March
- <sup>5</sup> Sejak tahun 2010, IPM dihitung dengan metode baru. Komponen IPM metode baru adalah angka harapan hidup saat lahir, harapan lama sekolah, rata-rata lama sekolah, dan pengeluaran per kapita/Since 2010, HDI is calculated using new method. New HDI component are life expectancy at birth, expected years of schooling, means years of schooling, and expenditure per capita
- <sup>6</sup> Mulai tahun 2010 mengadopsi System of National Account 2008 (SNA 2008)/Since 2010 is in line with System of National Account 2008 (SNA 2008)
- <sup>7</sup> Menggunakan tahun dasar 2010 (2010=100)/Using 2010 base year (2010=100)
- <sup>8</sup> Menggunakan proyeksi penduduk berdasarkan hasil SP2010/Using population projection based on SP2010



# Bab

Chapter

# Geografi dan Iklim

Geography and Climate

# 1

## IKLIM KABUPATEN TAPIN

### Januari



Rata-rata Suhu  
33.0°C



Penyinaran  
41.1%



Curah Hujan  
359.2 mm



Hari Hujan  
20 hari

### Desember



Rata-rata Suhu  
28.1°C



Penyinaran  
50.5%



Curah Hujan  
218.4 mm



Hari Hujan  
26 hari







**PENJELASAN TEKNIS**

1. Secara astronomis, Kabupaten Tapin terletak antara 20.32'43" – 30.00'43" Lintang Selatan dan antara 1140.46'13"– 1150.30'33" Bujur Timur.
2. Berdasarkan posisi geografisnya, Kabupaten Tapin memiliki batas-batas: Utara – Kabupaten Hulu Sungai Selatan; Selatan – Kabupaten Banjar; Barat – Kabupaten Barito Kuala; Timur – Kabupaten Hulu Sungai Selatan.
3. Kabupaten Tapin terdiri dari 12 Kecamatan, yaitu:
  - Binuang
  - Hatungun
  - Tapin Selatan
  - Salam Babaris
  - Tapin Tengah
  - Bungur
  - Piani
  - Lokpaikat
  - Tapin Utara
  - Bakarangan
  - Candi Laras Selatan
  - Candi Laras Utara
4. Badan Pusat Statistik (BPS) telah melakukan pendataan Potensi Desa (Podes) sejak tahun 1980. Sejak saat itu, Podes dilaksanakan secara rutin sebanyak 3 kali dalam kurun waktu sepuluh tahun untuk mendukung kegiatan Sensus Penduduk, Sensus Pertanian, ataupun Sensus Ekonomi. Dengan demikian, fakta penting terkait ketersediaan infrastruktur dan potensi yang dimiliki oleh

**TECHNICAL NOTES**

1. *Astronomically, Tapin Regency is located between 20.32'43" – 30.00'43" South latitude, and between 1140.46'13"– 1150.30'33" East longitude.*
2. *In terms of geographic position, Tapin Regency has boundaries as follows: North – Hulu Sungai Selatan Regency; South – Banjar Regency; West – Barito Kuala Regency; East – Hulu Regency.*
3. *Tapin Regency has 12 Sub-Districts. These in Candi Laras Utarade:*
  - *Binuang*
  - *Hatungun*
  - *Tapin Selatan*
  - *Salam Babaris*
  - *Tapin Tengah*
  - *Bungur*
  - *Piani*
  - *Lokpaikat*
  - *Tapin Utara*
  - *Bakarangan*
  - *Candi Laras Selatan*
  - *Candi Laras Utara*
4. *BPS-Statistics Indonesia has already recorded village potential (Podes) since 1980. Since then, Podes regularly implemented 3 (three) times within ten years to support the activities of the Population Census, Agriculture Census, or Economic Census. Thus, important facts related to the availability of infrastructure and the potential possessed by each*

setiap wilayah dapat dipantau perkembangannya secara berkala dan terus menerus.

5. Sejak tahun 2008, pendataan Podes mengalami perubahan dengan adanya penambahan kuesioner suplemen kecamatan dan kabupaten/kota. Penambahan kuesioner tersebut bertujuan untuk meningkatkan manfaat data Podes bagi para konsumen data dan pemerintah daerah dalam perencanaan pembangunan wilayah.
6. Data Podes merupakan satu-satunya sumber data kewilayahan yang muatannya beragam dan memberi gambaran tentang situasi pembangunan suatu wilayah (regional). Ini berbeda dengan data dari hasil pendekatan rumah tangga yang lebih menekankan pada dimensi aktivitas sektoral. Keduanya sama penting dan menjadi kekayaan BPS.
7. Cakupan Wilayah  
Pencacahan Podes dilakukan secara sensus terhadap seluruh wilayah administrasi pemerintahan terendah setingkat desa (yaitu desa, kelurahan, nagari, Unit Permukiman Transmigrasi (UPT)) yang masih dibina oleh kementerian terkait. Berdasarkan hasil Podes 2014, ada sebanyak 82.190 wilayah setingkat desa yang tersebar di 511 kabupaten/kota di Indonesia.

*region can be monitored regularly and continually.*

5. *Since 2008, Podes has been changed especially in providing additional information from Sub-District and regency/municipality, using separate questionnaires. The goal of these changes is to provide more benefits for data users and local government in regional development planning.*
6. *Podes data is the only one source of spatial data consisting of various information and providing a picture of development progress in a region. The Podes data are different from data resulted from household surveys focusing on the dimension of sectoral activities. Both kind of data are important and become the trade mark of BPS on the data richness aspect.*
7. *Podes Coverage*  
*Podes enumeration is implemented as a census of the lowest governmental administrative region equivalent to village (i.e. village, sub-district, nagari, and Transmigration Settlement Unit which is still fostered by the relevant ministries). There were 82,190 village-level areas spread over 511 regencies/municipalities in Indonesia based on the result of Podes 2014.*
8. *Method of Data Collection*  
*Data collection of Podes 2014*

8. Metode Pengumpulan Data  
Pengumpulan data Podes 2014 dilakukan melalui wawancara langsung oleh petugas terlatih dengan narasumber yang relevan. Petugas adalah aparatur ataupun mitra kerja BPS Kabupaten/ Kota, sementara narasumber adalah kepala desa/lurah atau narasumber lain yang memiliki pengetahuan terhadap wilayah target pencacahan.

*carried out through direct interviews by trained personnel with relevant respondents. The interviewers are BPS Regency/City personnel or partners, meanwhile, the selected respondents are the village head/sub-district head or other respondents who have the knowledge towards the target area of enumeration.*

<https://tapinkab.bps.go.id>

**ULASAN**

Wilayah Kabupaten Tapin terbagi atas 12 kecamatan dengan 135 desa. Luas daerah Kabupaten Tapin adalah 2.174,95 km<sup>2</sup>, sekitar 5,8 persen dari luas Kalimantan Selatan. Daerah dengan luas terbesar adalah Candi Laras Utara dengan luas 681,40 km<sup>2</sup> atau sebesar 31,33 persen dari luas keseluruhan Kabupaten Tapin, sementara daerah dengan luas terkecil adalah Kecamatan Tapin Utara dengan luas 32,34 km<sup>2</sup> atau sebesar 1,49 persen dari luas Kabupaten Tapin.

Jarak antara Ibukota Kabupaten ke Kecamatan:

Rantau – Binuang : 30 km  
 Rantau – Hatungun : 40 km  
 Rantau – Tapin Selatan : 9 km  
 Rantau – Salam Babaris : 18 km  
 Rantau – Tapin Tengah : 8 km  
 Rantau – Bungur : 3 km  
 Rantau – Piani : 20 km  
 Rantau – Lokpaikat : 10 km  
 Rantau – Tapin Utara : 0 km  
 Rantau – Bakarangan : 6 km  
 Rantau – Candi Laras Selatan : 30

km

Rantau – Candi Laras Utara : 32 km.

Sama halnya dengan daerah lain di Indonesia, Kabupaten Tapin juga mempunyai dua musim, yaitu musim panas dan musim hujan. Curah hujan di suatu daerah dipengaruhi oleh iklim, topografi, dan perputaran arus udara.

**DESCRIPTION**

*Tapin Regency is divided into 12 subdistricts with 135 downtowns/villages. Tapin area is 2,174,95 km<sup>2</sup>, its area is about 5,8 percent of the South Borneo's area. The biggest Sub-District is Candi Laras Utara with 681,40 km<sup>2</sup> or 31,33 percent from total area of Tapin Regency, while the smallest Sub-District is Tapin Utara with 32,34 km<sup>2</sup> or 1,49 percent from total Tapin Regency area.*

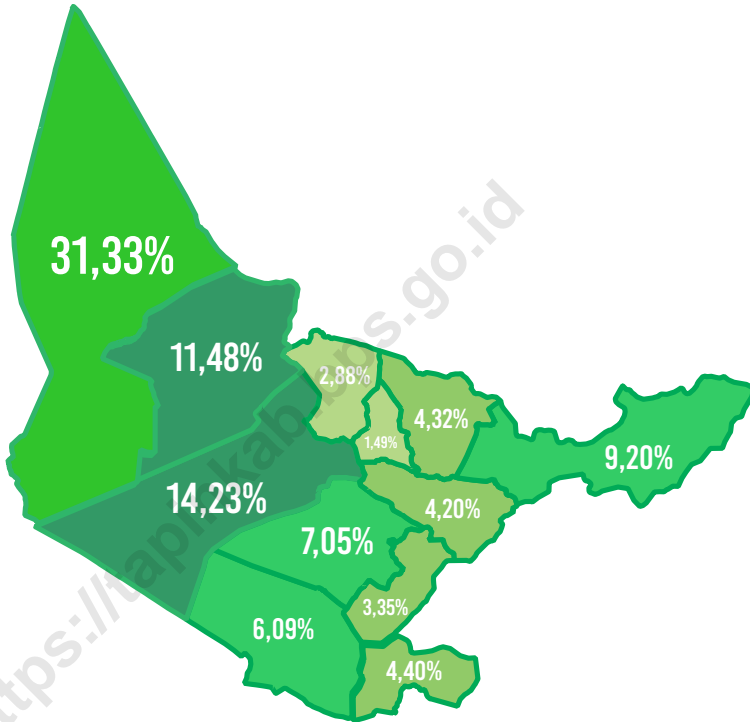
*Distance between Regency Capital to Sub-District:*

*Rantau – Binuang : 30 km  
 Rantau – Hatungun : 40 km  
 Rantau – Tapin Selatan : 9 km  
 Rantau – Salam Babaris : 18 km  
 Rantau – Tapin Tengah : 8 km  
 Rantau – Bungur : 3 km  
 Rantau – Piani : 20 km  
 Rantau – Lokpaikat : 10 km  
 Rantau – Tapin Utara : 0 km  
 Rantau – Bakarangan : 6 km  
 Rantau – Candi Laras Selatan : 30 km  
 Rantau – Candi Laras Utara : 32 km.*

*As with other areas in Indonesia, Tapin also has two seasons, summer and rainy seasons. Rainfall in a region is influenced by climate, topography, and the velocity of air flow.*

**Gambar** 1.1  
**Figures**

**Persentase Luas Daerah menurut Kecamatan di  
Kabupaten Tapin (%), 2021**  
*Percentage Area of Subdistrict in Tapin Regency (%), 2021*



Sumber/Source: Kantor Pertanahan Kabupaten Tapin/Land Office of Tapin Regency

## 1.1 KEADAAN GEOGRAFI GEOGRAPHY CONDITION

**Tabel** 1.1.1 **Luas Daerah dan Jumlah Pulau Menurut Kecamatan di Kabupaten Tapin, 2021**  
**Table** 1.1.1 **Total Area and Number of Islands by Subdistrict in Tapin Regency, 2021**

| Kecamatan<br>Subdistrict | Ibukota Kecamatan<br>Capital of Subdistrict | Luas<br>Total Area<br>(km <sup>2</sup> /sq.km) |
|--------------------------|---|--|
| (1)                      | (2)   | (3)  |
| 010 Benuang              | Benuang                                     | 132,39   |
| 011 Hatungun             | Hatungun                                    | 95,60  |
| 020 Tapin Selatan        | Tambarangan                                 | 153,44   |
| 021 Salam Babaris        | Salam Babaris                               | 72,80  |
| 030 Tapin Tengah         | Pematang Karangan Hulu                      | 309,56   |
| 040 Bungur               | Bungur                                      | 91,26  |
| 050 Piani                | Miawa                                       | 200,09   |
| 060 Lokpaikat            | Lokpaikat                                   | 93,89  |
| 070 Tapin Utara          | Rangda Malingkung                           | 32,34  |
| 080 Bakarangan           | Bakarangan                                  | 62,57  |
| 090 Candi Laras Selatan  | Baringin                                    | 249,61   |
| 100 Candi Laras Utara    | Margasari Ilir                              | 681,40   |
| <b>Kabupaten Tapin</b>   |   | <b>2 174,95</b>                                |

Sumber/Source: Kantor Pertanahan Kabupaten Tapin/Land Office of Tapin Regency

Lanjutan Tabel/*Continued Table* 1.1.1

| Kecamatan<br><i>Subdistrict</i> | Persentase terhadap Luas Kabupaten<br><i>Percentage to Regency Area</i> | Jumlah Pulau<br><i>Number of Islands</i> |
|---------------------------------|---|--|
| (1)                             | (4)   | (5)                                      |
| 010 Binuang                     | 6,09  | 1  |
| 011 Hatungun                    | 4,40  | 1  |
| 020 Tapin Selatan               | 7,05  | 1  |
| 021 Salam Babaris               | 3,35  | 1  |
| 030 Tapin Tengah                | 14,23   | 1  |
| 040 Bungur                      | 4,20  | 1  |
| 050 Piani                       | 9,20  | 1  |
| 060 Lokpaikat                   | 4,32  | 1  |
| 070 Tapin Utara                 | 1,49  | 1  |
| 080 Bakarangan                  | 2,88  | 1  |
| 090 Candi Laras Selatan         | 11,48   | 1  |
| 100 Candi Laras Utara           | 31,33   | 1  |
| <b>Kabupaten Tapin</b>          | <b>100,00</b>   | <b>1</b>                                 |



**Tabel**  
**Table** 1.1.2**Tinggi Wilayah di Atas Permukaan Laut (DPL) Menurut Kecamatan di Kabupaten Tapin, 2021**  
**Height Above Mean Sea Level (AMSL) by Sub-District in Tapin Regency, 2021**

| Kecamatan<br>Subdistrict | Ibukota Kecamatan<br>Capital of Subdistrict | Tinggi Wilayah (mdpl)<br>Altitude (m a.s.l) |
|--------------------------|---|---|
| (1)                      | (2)   | (3)   |
| 010 Binuang              | Binuang                                     | 18  |
| 011 Hatungun             | Hatungun                                    | 64  |
| 020 Tapin Selatan        | Tambarangan                                 | 19  |
| 021 Salam Babaris        | Salam Babaris                               | 57  |
| 030 Tapin Tengah         | Pematang Karang Hulu                        | 9   |
| 040 Bungur               | Bungur                                      | 17  |
| 050 Piani                | Miawa                                       | 58  |
| 060 Lokpaikat            | Lokpaikat                                   | 20  |
| 070 Tapin Utara          | Rangda Malingkung                           | 12  |
| 080 Bakarangan           | Bakarangan                                  | 9   |
| 090 Candi Laras Selatan  | Baringin                                    | 5   |
| 100 Candi Laras Utara    | Margasari Ilir                              | 5   |

Sumber/Source: PODES 2014

**Tabel**  
**Table** 1.1.3

**Jarak dari Ibukota Kecamatan ke Ibukota Kabupaten Tapin (km), 2021**  
**Distance to Regency Capital by Sub District in Tapin Regency (km), 2021**

| Kecamatan<br>Subdistrict | Ibukota Kecamatan<br>Capital of Subdistrict | Jarak ke Ibukota Kabupaten<br>Distance to Regency Capital<br>(km) |
|--------------------------|---|---|
| (1)                      | (2)   | (3)   |
| 010 Benuang              | Benuang                                     | 30  |
| 011 Hatungun             | Hatungun                                    | 40  |
| 020 Tapin Selatan        | Tambarangan                                 | 9   |
| 021 Salam Babaris        | Salam Babaris                               | 18  |
| 030 Tapin Tengah         | Pematang Karang Hulu                        | 8   |
| 040 Bungur               | Bungur                                      | 3   |
| 050 Piani                | Miawa                                       | 20  |
| 060 Lokpaikat            | Lokpaikat                                   | 10  |
| 070 Tapin Utara          | Rangda Malingkung                           | 0   |
| 080 Bakarangan           | Bakarangan                                  | 6   |
| 090 Candi Laras Selatan  | Baringin                                    | 3   |
| 100 Candi Laras Utara    | Margasari Ilir                              | 32  |

Sumber/Source: PODES 2014

**Tabel**  
**Table 1.1.4****Luas Wilayah Kecamatan Menurut Kelas Ketinggian dari Permukaan Laut di Kabupaten Tapin (Ha), 2021**  
**The Area of Sub District by Altitude Clas in Tapin Regency (Ha), 2021**

| Kecamatan<br>Subdistrict     | Kelas Ketinggian<br>Attitude Class |         |           |            |           |        | Total   |
|------------------------------|------------------------------------|---------|-----------|------------|-----------|--------|---------|
|                              | 0-7 m                              | >7-25 m | >25-100 m | >100-150 m | 150-500 m | >500 m |         |
| (1)                          | (2)                                | (3)     | (4)       | (5)        | (6)       | (7)    |         |
| 010 Binuang                  | 8 258                              | 3 911   | 940       | 130        | 0         | 0      | 13 239  |
| 011 Hatungun                 | 0                                  | 0       | 3 344     | 4 093      | 2 123     | 0      | 9 560   |
| 020 Tapin Selatan            | 6 566                              | 2 975   | 5 803     | 0          | 0         | 0      | 15 344  |
| 021 Salam Babaris            | 0                                  | 0       | 6 411     | 869        | 0         | 0      | 7 280   |
| 030 Tapin Tengah             | 29 552                             | 1 404   | 0         | 0          | 0         | 0      | 30 956  |
| 040 Bungur                   | 0                                  | 3 747   | 4 182     | 1 197      | 0         | 0      | 9 126   |
| 050 Piani                    | 0                                  | 0       | 3 640     | 7 260      | 6 488     | 2 621  | 20 009  |
| 060 Lokpaikat                | 1 854                              | 3 495   | 3 719     | 321        | 0         | 0      | 9 389   |
| 070 Tapin Utara              | 867                                | 2 143   | 224       | 0          | 0         | 0      | 3 234   |
| 080 Bakarangan               | 6 257                              | 0       | 0         | 0          | 0         | 0      | 6 257   |
| 090 Candi Laras Selatan      | 24 961                             | 0       | 0         | 0          | 0         | 0      | 24 961  |
| 100 Candi Laras Utara        | 68 140                             | 0       | 0         | 0          | 0         | 0      | 68 140  |
| <b>Jumlah/Total</b>          | 146 455                            | 17 675  | 28 263    | 13 870     | 8 611     | 2 621  | 217 495 |
| <b>Persentase/Percentage</b> | 67.34                              | 8.13    | 12.99     | 6.38       | 3.96      | 1.20   | 100.00  |

**Tabel**  
**Table 1.1.5**

**Luas Wilayah Kecamatan Menurut Kelas Ketinggian dari Permukaan Laut di Kabupaten Tapin (Ha), 2021**  
**The Area of Sub District by Altitude Clas in Tapin Regency (Ha), 2021**

| Kecamatan<br>Subdistrict     | Kelas Lereng/Kemiringan<br>Slope Class |              |               |               |              |              | Total          |
|------------------------------|--|--------------|---------------|---------------|--------------|--------------|----------------|
|                              | 0-2 %                                  | >2-<br>8 %   | >8 -<br>15 %  | >15 -<br>25 % | >25-40<br>%  | >40%         |                |
| (1)                          | (2)                                    | (3)          | (4)           | (5)           | (6)          | (7)          |                |
| 010 Benuang                  | 12 915                                 | 0            | 0             | 30            | 294          | 0            | 13 239         |
| 011 Hatungun                 | 0                                      | 264          | 6 070         | 2 110         | 250          | 860          | 9 560          |
| 020 Tapin Selatan            | 15 184                                 | 160          | 0             | 0             | 0            | 0            | 15 344         |
| 021 Salam Babaris            | 4 854                                  | 576          | 730           | 500           | 160          | 460          | 7 280          |
| 030 Tapin Tengah             | 30 956                                 | 0            | 0             | 0             | 0            | 0            | 30 956         |
| 040 Bungur                   | 5 476                                  | 0            | 0             | 2 780         | 440          | 430          | 9 126          |
| 050 Piani                    | 0                                      | 1 090        | 3 150         | 8 909         | 2 360        | 4140         | 20 009         |
| 060 Lokpaikat                | 7 369                                  | 250          | 860           | 580           | 330          | 0            | 9 389          |
| 070 Tapin Utara              | 3 234                                  | 0            | 0             | 0             | 0            | 0            | 3 234          |
| 080 Bakarangan               | 6 257                                  | 0            | 0             | 0             | 0            | 0            | 6 257          |
| 090 Candi Laras Selatan      | 24 961                                 | 0            | 0             | 0             | 0            | 0            | 24 961         |
| 100 Candi Laras Utara        | 68 140                                 | 0            | 0             | 0             | 0            | 0            | 68 140         |
| <b>Jumlah/Total</b>          | <b>179 346</b>                         | <b>2 340</b> | <b>11 170</b> | <b>14 909</b> | <b>3 840</b> | <b>5 890</b> | <b>217 495</b> |
| <b>Persentase/Percentage</b> | <b>82.46</b>                           | <b>1.08</b>  | <b>5.14</b>   | <b>6.85</b>   | <b>1.76</b>  | <b>2.71</b>  | <b>100.00</b>  |

## 1.2 IKLIM CLIMATE

**Tabel** 1.2.1 **Rata-Rata Suhu dan Kelembaban Udara Menurut Bulan di Kabupaten Tapin, 2021**  
*Average Temperature and Humidity by Month in Tapin Regency, 2021*

| Bulan<br>Month         | Suhu Udara<br>Temperature (°C) |            |                      | Kelembaban Udara<br>Humidity (%) |            |                      |
|------------------------|--------------------------------|------------|----------------------|----------------------------------|------------|----------------------|
|                        | Maks<br>Max                    | Min<br>Min | Rata-rata<br>Average | Maks<br>Max                      | Min<br>Min | Rata-rata<br>Average |
| (1)                    | (2)                            | (3)        | (4)                  | (5)                              | (6)        | (7)                  |
| 01 Januari/January     | 42.1                           | 23.9       | 33.0                 | 98.0                             | 60.0       | 79.0                 |
| 02 Pebruari/February   | 32.8                           | 22.6       | 27.7                 | 99.0                             | 54.8       | 76.9                 |
| 03 Maret/March         | 33.2                           | 23.2       | 28.2                 | 98.5                             | 60.8       | 79.7                 |
| 04 April/April         | 33.3                           | 23.8       | 28.6                 | 97.8                             | 59.3       | 78.6                 |
| 05 Mei/May             | 33.6                           | 23.9       | 28.8                 | 97.8                             | 59.5       | 78.7                 |
| 06 Juni/June           | 34.3                           | 23.5       | 28.9                 | 98.0                             | 52.0       | 75.0                 |
| 07 Juli/July           | 33.6                           | 23.2       | 28.4                 | 98.5                             | 53.8       | 76.2                 |
| 08 Agustus/August      | 33.4                           | 22.9       | 28.2                 | 98.0                             | 58.3       | 78.2                 |
| 09 September/September | 33.6                           | 23.3       | 28.5                 | 98.0                             | 58.0       | 78.0                 |
| 10 Oktober/October     | 34.0                           | 23.9       | 29.0                 | 98.0                             | 57.8       | 77.9                 |
| 11 Nopember/November   | 33.2                           | 24.1       | 28.7                 | 98.5                             | 61.0       | 79.8                 |
| 12 Desember/December   | 32.8                           | 23.3       | 28.1                 | 99.0                             | 71.3       | 85.2                 |

Sumber/Source: Kantor Laboratorium PHTPH Sungai Raya, HSS/Office of Laboratory PHTPH Sungai Raya, HSS

**Tabel**  
**Table** 1.2.2

**Rata-Rata Penyinaran Matahari Menurut Bulan di Kabupaten Tapin, 2021**  
*Average Duration of Sunshine by Month in Tapin Regency, 2021*

| Bulan<br>Month         | Penyinaran Matahari<br>Duration of Sunshine (%) |                          |
|------------------------|---|--------------------------|
|                        | Jumlah/Bulan<br>Total/Month (%)                 | Rata-rata<br>Average (%) |
| (1)                    | (2)   | (3)                      |
| 01 Januari/January     | 1 275.4   | 41.1                     |
| 02 Pebruari/February   | 1 648.8   | 58.9                     |
| 03 Maret/March         | 1 957.5   | 63.1                     |
| 04 April/April         | 2 474.8   | 82.5                     |
| 05 Mei/May             | 2 044.8   | 66.0                     |
| 06 Juni/June           | 2 292.5   | 76.4                     |
| 07 Juli/July           | 1 960.0   | 63.2                     |
| 08 Agustus/August      | 1 678.0   | 54.2                     |
| 09 September/September | 1 544.1   | 51.5                     |
| 10 Oktober/October     | 1 900.5   | 61.3                     |
| 11 Nopember/November   | 1 782.7   | 59.4                     |
| 12 Desember/December   | 1 566.3   | 50.5                     |

Sumber/Source: Kantor Laboratorium PHTPH Sungai Raya, HSS/Office of Laboratory PHTPH Sungai Raya, HSS

**Tabel** 1.2.3 **Banyaknya Curah Hujan dan Hari Hujan Matahari Menurut Bulan di Kabupaten Tapin, 2021**  
**Number of Rainfall and Rainy Days by Month in Tapin Regency, 2021**

| Bulan<br>Month         | Jumlah Curah Hujan<br>Number of Rainfall<br>(mm) | Jumlah Hari Hujan<br>Number of Rainy Days<br>(mm) | Rata-Rata Curah<br>Hujan/Hari*<br>Average of Rainfall* |
|------------------------|--|---|--|
| (1)                    | (2)  | (3)   | (4)  |
| 01 Januari/January     | 359.2  | 20  | ...  |
| 02 Pebruari/February   | 280.0  | 18  | ...  |
| 03 Maret/March         | 350.6  | 19  | ...  |
| 04 April/April         | 170.1  | 13  | ...  |
| 05 Mei/May             | 130.5  | 22  | ...  |
| 06 Juni/June           | 119.1  | 15  | ...  |
| 07 Juli/July           | 199.4  | 11  | ...  |
| 08 Agustus/August      | 201.1  | 16  | ...  |
| 09 September/September | 186.5  | 22  | ...  |
| 10 Oktober/October     | 172.8  | 12  | ...  |
| 11 Nopember/November   | 372.8  | 22  | ...  |
| 12 Desember/December   | 218.4  | 26  | ...  |

Catatan/Note \*Curah Hujan Kabupaten Tapin tidak dapat dirata-ratakan  
 Simbol (-) Data Tidak masuk

Sumber/Source: Kantor Laboratorium PHTPH Sungai Raya, HSS/Office of Laboratory PHTPH Sungai Raya, HSS

**Tabel**  
**Table** 1.2.4

**Banyaknya Curah Hujan dan Hari Hujan Matahari Menurut Bulan di Kecamatan Binuang, 2021**  
**Number of Rainfall and Rainy Days by Month in Hatungun Sub-District, 2021**

| Bulan<br>Month         | Jumlah Curah Hujan<br>Number of Rainfall<br>(mm) | Jumlah Hari Hujan<br>Number of Rainy Days<br>(mm) | Rata-Rata Curah Hujan/Hari*<br>Average of Rainfall* |
|------------------------|--|---|---|
| (1)                    | (2)  | (3)   | (4)   |
| 01 Januari/January     | -  | -   | ...   |
| 02 Pebruari/February   | -  | -   | ...   |
| 03 Maret/March         | -  | -   | ...   |
| 04 April/April         | -  | -   | ...   |
| 05 Mei/May             | -  | -   | ...   |
| 06 Juni/June           | 232  | 11  | ...   |
| 07 Juli/July           | -  | -   | ...   |
| 08 Agustus/August      | 211  | 12  | ...   |
| 09 September/September | 159  | 12  | ...   |
| 10 Oktober/October     | 140  | 10  | ...   |
| 11 Nopember/November   | 435  | 19  | ...   |
| 12 Desember/December   | -  | -   | ...   |

Catatan/Note \*Curah Hujan Kabupaten Tapin tidak dapat dirata-ratakan  
Simbol (-) Data Tidak masuk

Sumber/Source: Kantor Laboratorium PHTPH Sungai Raya, HSS/Office of Laboratory PHTPH Sungai Raya, HSS



**Tabel**  
**Table** 1.2.5**Banyaknya Curah Hujan dan Hari Hujan Matahari Menurut Bulan di Kecamatan Hatungun, 2021**  
**Number of Rainfall and Rainy Days by Month in Hatungun Sub-District, 2021**

| Bulan<br>Month         | Jumlah Curah Hujan<br>Number of Rainfall<br>(mm) | Jumlah Hari Hujan<br>Number of Rainy Days<br>(mm) | Rata-Rata Curah<br>Hujan/Hari*<br>Average of Rainfall* |
|------------------------|--|---|--|
| (1)                    | (2)  | (3)   | (4)  |
| 01 Januari/January     | -  | -   | ...  |
| 02 Pebruari/February   | 429  | 20  | ...  |
| 03 Maret/March         | 349  | 16  | ...  |
| 04 April/April         | 189.5  | 11  | ...  |
| 05 Mei/May             | 79   | 12  | ...  |
| 06 Juni/June           | 79   | 10  | ...  |
| 07 Juli/July           | 98   | 8   | ...  |
| 08 Agustus/August      | 234  | 10  | ...  |
| 09 September/September | 190  | 15  | ...  |
| 10 Oktober/October     | 167  | 9   | ...  |
| 11 Nopember/November   | 605  | 19  | ...  |
| 12 Desember/December   | 318.5  | 18  | ...  |

Catatan/Note \*Curah Hujan Kabupaten Tapin tidak dapat dirata-ratakan  
Simbol (-) Data Tidak masuk

Sumber/Source: Kantor Laboratorium PHTPH Sungai Raya, HSS/Office of Laboratory PHTPH Sungai Raya, HSS

**Tabel**  
**Table** 1.2.6

**Banyaknya Curah Hujan dan Hari Hujan Matahari Menurut Bulan di Kecamatan Tapin Selatan, 2021**  
**Number of Rainfall and Rainy Days by Month in Tapin Selatan Sub-District, 2021**

| Bulan<br>Month         | Jumlah Curah Hujan<br>Number of Rainfall<br>(mm) | Jumlah Hari Hujan<br>Number of Rainy Days<br>(mm) | Rata-Rata Curah Hujan/Hari*<br>Average of Rainfall* |
|------------------------|--|---|---|
| (1)                    | (2)  | (3)   | (4)   |
| 01 Januari/January     | 466.5  | 27  | ...   |
| 02 Pebruari/February   | 323.7  | 22  | ...   |
| 03 Maret/March         | 414.4  | 21  | ...   |
| 04 April/April         | 227  | 10  | ...   |
| 05 Mei/May             | 248.3  | 17  | ...   |
| 06 Juni/June           | 102  | 6   | ...   |
| 07 Juli/July           | 134.5  | 12  | ...   |
| 08 Agustus/August      | 139  | 13  | ...   |
| 09 September/September | 146.5  | 16  | ...   |
| 10 Oktober/October     | 290  | 16  | ...   |
| 11 Nopember/November   | 392.5  | 22  | ...   |
| 12 Desember/December   | 308.5  | 23  | ...   |

Catatan/Note \*Curah Hujan Kabupaten Tapin tidak dapat dirata-ratakan  
Simbol (-) Data Tidak masuk

Sumber/Source: Kantor Laboratorium PHTPH Sungai Raya, HSS/Office of Laboratory PHTPH Sungai Raya, HSS

**Tabel**  
**Table** 1.2.7

**Banyaknya Curah Hujan dan Hari Hujan Matahari Menurut Bulan di Kecamatan Salam Babaris, 2021**  
**Number of Rainfall and Rainy Days by Month in Salam Babaris Sub-District, 2021**

| Bulan<br>Month         | Jumlah Curah Hujan<br>Number of Rainfall<br>(mm) | Jumlah Hari Hujan<br>Number of Rainy Days<br>(mm) | Rata-Rata Curah<br>Hujan/Hari*<br>Average of Rainfall* |
|------------------------|--|---|--|
| (1)                    | (2)  | (3)   | (4)  |
| 01 Januari/January     | ...  | ...   | ...  |
| 02 Pebruari/February   | ...  | ...   | ...  |
| 03 Maret/March         | ...  | ...   | ...  |
| 04 April/April         | ...  | ...   | ...  |
| 05 Mei/May             | ...  | ...   | ...  |
| 06 Juni/June           | ...  | ...   | ...  |
| 07 Juli/July           | ...  | ...   | ...  |
| 08 Agustus/August      | ...  | ...   | ...  |
| 09 September/September | ...  | ...   | ...  |
| 10 Oktober/October     | ...  | ...   | ...  |
| 11 Nopember/November   | ...  | ...   | ...  |
| 12 Desember/December   | ...  | ...   | ...  |

Catatan/Note \*Tidak ada penakar curah hujan  
\*\*Curah Hujan Kabupaten Tapin tidak dapat dirata-ratakan  
Simbol (-) Data Tidak masuk

Sumber/Source: Kantor Laboratorium PHTPH Sungai Raya, HSS/Office of Laboratory PHTPH Sungai Raya, HSS

**Tabel**  
**Table** 1.2.8

**Banyaknya Curah Hujan dan Hari Hujan Matahari Menurut Bulan di Kecamatan Tapin Tengah, 2021**  
**Number of Rainfall and Rainy Days by Month in Tapin Tengah Sub-District, 2021**

| Bulan<br>Month         | Jumlah Curah Hujan<br>Number of Rainfall<br>(mm) | Jumlah Hari Hujan<br>Number of Rainy Days<br>(mm) | Rata-Rata Curah<br>Hujan/Hari*<br>Average of Rainfall* |
|------------------------|--|---|--|
| (1)                    | (2)  | (3)   | (4)  |
| 01 Januari/January     | 419  | 20  | ...  |
| 02 Pebruari/February   | 288  | 14  | ...  |
| 03 Maret/March         | 318  | 1   | ...  |
| 04 April/April         | 116  | 5   | ...  |
| 05 Mei/May             | 82   | 9   | ...  |
| 06 Juni/June           | 122  | 10  | ...  |
| 07 Juli/July           | 126  | 6   | ...  |
| 08 Agustus/August      | 153  | 8   | ...  |
| 09 September/September | 106  | 9   | ...  |
| 10 Oktober/October     | 299  | 12  | ...  |
| 11 Nopember/November   | 276  | 17  | ...  |
| 12 Desember/December   | 376  | 22  | ...  |

Catatan/Note \*Curah Hujan Kabupaten Tapin tidak dapat dirata-ratakan  
Simbol (-) Data Tidak masuk

Sumber/Source: Kantor Laboratorium PHTPH Sungai Raya, HSS/Office of Laboratory PHTPH Sungai Raya, HSS

**Tabel**  
**Table** 1.2.9**Banyaknya Curah Hujan dan Hari Hujan Matahari Menurut Bulan di Kecamatan Bungur, 2021**  
**Number of Rainfall and Rainy Days by Month in Bungur Sub-District, 2021**

| <b>Bulan<br/>Month</b> | <b>Jumlah Curah Hujan<br/>Number of Rainfall<br/>(mm)</b> | <b>Jumlah Hari Hujan<br/>Number of Rainy Days<br/>(mm)</b> | <b>Rata-Rata Curah<br/>Hujan/Hari*<br/>Average of Rainfall*</b> |
|------------------------|---|--|---|
| (1)                    | (2)   | (3)  | (4)   |
| 01 Januari/January     | 404   | 19   | ...   |
| 02 Pebruari/February   | 403   | 19   | ...   |
| 03 Maret/March         | 371   | 15   | ...   |
| 04 April/April         | 195   | 10   | ...   |
| 05 Mei/May             | 206   | 15   | ...   |
| 06 Juni/June           | 123   | 15   | ...   |
| 07 Juli/July           | 153   | 11   | ...   |
| 08 Agustus/August      | 138   | 14   | ...   |
| 09 September/September | 126   | 15   | ...   |
| 10 Oktober/October     | 268   | 17   | ...   |
| 11 Nopember/November   | 340   | 22   | ...   |
| 12 Desember/December   | 367   | 23   | ...   |

Catatan/Note \*Curah Hujan Kabupaten Tapin tidak dapat dirata-ratakan  
Simbol (-) Data Tidak masuk

Sumber/Source: Kantor Laboratorium PHTPH Sungai Raya, HSS/Office of Laboratory PHTPH Sungai Raya, HSS

**Tabel**  
**Table** 1.2.10

**Banyaknya Curah Hujan dan Hari Hujan Matahari Menurut Bulan di Kecamatan Piani, 2021**  
**Number of Rainfall and Rainy Days by Month in Piani Sub-District, 2021**

| Bulan<br>Month         | Jumlah Curah Hujan<br>Number of Rainfall<br>(mm) | Jumlah Hari Hujan<br>Number of Rainy Days<br>(mm) | Rata-Rata Curah<br>Hujan/Hari*<br>Average of Rainfall* |
|------------------------|--|---|--|
| (1)                    | (2)  | (3)   | (4)  |
| 01 Januari/January     | ...  | ...   | ...  |
| 02 Pebruari/February   | ...  | ...   | ...  |
| 03 Maret/March         | ...  | ...   | ...  |
| 04 April/April         | ...  | ...   | ...  |
| 05 Mei/May             | ...  | ...   | ...  |
| 06 Juni/June           | ...  | ...   | ...  |
| 07 Juli/July           | ...  | ...   | ...  |
| 08 Agustus/August      | ...  | ...   | ...  |
| 09 September/September | ...  | ...   | ...  |
| 10 Oktober/October     | ...  | ...   | ...  |
| 11 Nopember/November   | ...  | ...   | ...  |
| 12 Desember/December   | ...  | ...   | ...  |

Catatan/Note \*Tidak ada penakar curah hujan  
\*Curah Hujan Kabupaten Tapin tidak dapat dirata-ratakan  
Simbol (-) Data Tidak masuk

Sumber/Source: Kantor Laboratorium PHTPH Sungai Raya, HSS/Office of Laboratory PHTPH Sungai Raya, HSS

**Tabel**  
**Table** 1.2.11

**Banyaknya Curah Hujan dan Hari Hujan Matahari Menurut Bulan di Kecamatan Lokpaikat, 2021**  
**Number of Rainfall and Rainy Days by Month in Lokpaikat Sub-District, 2021**

| Bulan<br>Month         | Jumlah Curah Hujan<br>Number of Rainfall<br>(mm) | Jumlah Hari Hujan<br>Number of Rainy Days<br>(mm) | Rata-Rata Curah<br>Hujan/Hari*<br>Average of Rainfall* |
|------------------------|--|---|--|
| (1)                    | (2)  | (3)   | (4)  |
| 01 Januari/January     | 402  | 21  | ...  |
| 02 Pebruari/February   | 316  | 16  | ...  |
| 03 Maret/March         | -  | -   | ...  |
| 04 April/April         | 115  | 10  | ...  |
| 05 Mei/May             | 190  | 12  | ...  |
| 06 Juni/June           | 131  | 12  | ...  |
| 07 Juli/July           | 171  | 10  | ...  |
| 08 Agustus/August      | 207  | 12  | ...  |
| 09 September/September | 86   | 14  | ...  |
| 10 Oktober/October     | 201  | 10  | ...  |
| 11 Nopember/November   | 349  | 20  | ...  |
| 12 Desember/December   | 327  | 19  | ...  |

SumCatatan/Note \*Curah Hujan Kabupaten Tapin tidak dapat dirata-ratakan  
Simbol (-) Data Tidak masuk

Sumber/Source: Kantor Laboratorium PHTPH Sungai Raya, HSS/Office of Laboratory PHTPH Sungai Raya, HSS

**Tabel**  
**Table** 1.2.12

**Banyaknya Curah Hujan dan Hari Hujan Matahari Menurut Bulan di Kecamatan Tapin Utara, 2021**  
**Number of Rainfall and Rainy Days by Month in Tapin Utara Sub-District, 2021**

| Bulan<br>Month         | Jumlah Curah Hujan<br>Number of Rainfall<br>(mm) | Jumlah Hari Hujan<br>Number of Rainy Days<br>(mm) | Rata-Rata Curah<br>Hujan/Hari*<br>Average of Rainfall* |
|------------------------|--|---|--|
| (1)                    | (2)  | (3)   | (4)  |
| 01 Januari/January     | 379  | 17  | ...  |
| 02 Pebruari/February   | 421  | 16  | ...  |
| 03 Maret/March         | 0  | 0   | ...  |
| 04 April/April         | -  | -   | ...  |
| 05 Mei/May             | -  | -   | ...  |
| 06 Juni/June           | -  | -   | ...  |
| 07 Juli/July           | 147  | 9   | ...  |
| 08 Agustus/August      | 175  | 12  | ...  |
| 09 September/September | 85   | 9   | ...  |
| 10 Oktober/October     | 234  | 15  | ...  |
| 11 Nopember/November   | -  | -   | ...  |
| 12 Desember/December   | 334  | 17  | ...  |

Catatan/Note \*Curah Hujan Kabupaten Tapin tidak dapat dirata-ratakan

Simbol (-) Data Tidak masuk

Sumber/Source: Kantor Laboratorium PHTPH Sungai Raya, HSS/Office of Laboratory PHTPH Sungai Raya, HSS



**Tabel**  
**Table** 1.2.13

**Banyaknya Curah Hujan dan Hari Hujan Matahari Menurut Bulan di Kecamatan Bakarangan 2021**  
**Number of Rainfall and Rainy Days by Month in Bakarangan Sub-District, 2021**

| Bulan<br>Month         | Jumlah Curah Hujan<br>Number of Rainfall<br>(mm) | Jumlah Hari Hujan<br>Number of Rainy Days<br>(mm) | Rata-Rata Curah Hujan/Hari*<br>Average of Rainfall* |
|------------------------|--|---|---|
| (1)                    | (2)  | (3)   | (4)   |
| 01 Januari/January     | 433  | 18  | ...   |
| 02 Pebruari/February   | 241  | 18  | ...   |
| 03 Maret/March         | 552  | 20  | ...   |
| 04 April/April         | 133  | 10  | ...   |
| 05 Mei/May             | 63   | 9   | ...   |
| 06 Juni/June           | -  | -   | ...   |
| 07 Juli/July           | 110  | 9   | ...   |
| 08 Agustus/August      | 114  | 12  | ...   |
| 09 September/September | 110  | 14  | ...   |
| 10 Oktober/October     | 173  | 14  | ...   |
| 11 Nopember/November   | 200  | 20  | ...   |
| 12 Desember/December   | 386  | 24  | ...   |

Catatan/Note \*Curah Hujan Kabupaten Tapin tidak dapat dirata-ratakan  
Simbol (-) Data Tidak masuk

Sumber/Source: Kantor Laboratorium PHTPH Sungai Raya, HSS/Office of Laboratory PHTPH Sungai Raya, HSS

**Tabel**  
**Table** 1.2.14

**Banyaknya Curah Hujan dan Hari Hujan Matahari Menurut Bulan di Kecamatan Candi Laras Selatan 2021**  
**Number of Rainfall and Rainy Days by Month in Candi Laras Selatan Sub-District, 2021**

| Bulan<br>Month         | Jumlah Curah Hujan<br>Number of Rainfall<br>(mm) | Jumlah Hari Hujan<br>Number of Rainy Days<br>(mm) | Rata-Rata Curah<br>Hujan/Hari*<br>Average of Rainfall* |
|------------------------|--|---|--|
| (1)                    | (2)  | (3)   | (4)  |
| 01 Januari/January     | -  | -   | ...  |
| 02 Pebruari/February   | 439  | 18  | ...  |
| 03 Maret/March         | 579  | 23  | ...  |
| 04 April/April         | 47   | 7   | ...  |
| 05 Mei/May             | 121  | 10  | ...  |
| 06 Juni/June           | 137  | 10  | ...  |
| 07 Juli/July           | 53   | 7   | ...  |
| 08 Agustus/August      | 54   | 11  | ...  |
| 09 September/September | 46   | 10  | ...  |
| 10 Oktober/October     | 31   | 8   | ...  |
| 11 Nopember/November   | 110  | 19  | ...  |
| 12 Desember/December   | 134  | 21  | ...  |

Catatan/Note \*Curah Hujan Kabupaten Tapin tidak dapat dirata-ratakan  
Simbol (-) Data Tidak masuk

Sumber/Source: Kantor Laboratorium PHTPH Sungai Raya, HSS/Office of Laboratory PHTPH Sungai Raya, HSS

**Tabel** 1.2.15 **Banyaknya Curah Hujan dan Hari Hujan Matahari Menurut Bulan di Kecamatan Candi Laras Utara 2021**  
**Number of Rainfall and Rainy Days by Month in Candi Laras Utara Sub-District, 2021**

| Bulan<br>Month         | Jumlah Curah Hujan<br>Number of Rainfall<br>(mm) | Jumlah Hari Hujan<br>Number of Rainy Days<br>(mm) | Rata-Rata Curah<br>Hujan/Hari*<br>Average of Rainfall* |
|------------------------|--|---|--|
| (1)                    | (2)  | (3)   | (4)  |
| 01 Januari/January     | ...  | ...   | ...  |
| 02 Pebruari/February   | ...  | ...   | ...  |
| 03 Maret/March         | ...  | ...   | ...  |
| 04 April/April         | ...  | ...   | ...  |
| 05 Mei/May             | ...  | ...   | ...  |
| 06 Juni/June           | ...  | ...   | ...  |
| 07 Juli/July           | ...  | ...   | ...  |
| 08 Agustus/August      | ...  | ...   | ...  |
| 09 September/September | ...  | ...   | ...  |
| 10 Oktober/October     | ...  | ...   | ...  |
| 11 Nopember/November   | ...  | ...   | ...  |
| 12 Desember/December   | ...  | ...   | ...  |

Catatan/Note \*Tidak ada penakar curah hujan

\*\*Curah Hujan Kabupaten Tapin tidak dapat dirata-ratakan

Sumber/Source: Kantor Laboratorium PHTPH Sungai Raya, HSS/Office of Laboratory PHTPH Sungai Raya, HSS

# Bab

Chapter

# Pemerintahan

Government

## 2

## JUMLAH PEGAWAI NEGERI SIPIL TAPIN

Laki-Laki

1.686  
orang



Perempuan

1.996  
orang



## JUMLAH ANGGOTA DPRD



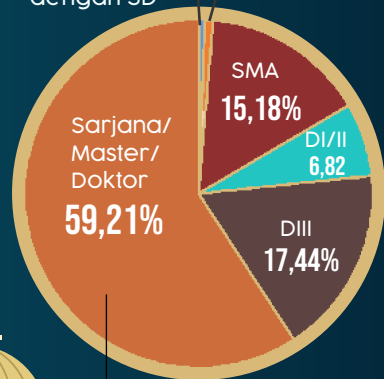
25  
orang

terdiri dari 19 laki-laki dan 4 perempuan


0,60%  
Sampai dengan SD

0,76%

SMP Sederajat



PNS BERDASARKAN TINGKAT PENDIDIKAN





**PENJELASAN TEKNIS**

1. Anggota Dewan Perwakilan Rakyat Daerah (DPRD) dipilih melalui pemilihan umum (pemilu) dan dilantik dalam masa jabatan lima tahun.
2. Kabupaten Tapin dikepalai oleh seorang Bupati dan didampingi oleh Wakil Bupati. Bupati Tapin dibantu oleh Sekretaris Daerah yang membawahi beberapa Asisten, Badan Perencanaan Pembangunan Daerah (BAPPEDA), dan Inspektorat Daerah serta dibantu oleh berbagai instansi dinas/vertikal yang masing-masing mempunyai lingkup tugas yang berbeda-beda. Di setiap kecamatan dan desa, Bupati menugaskan masing-masing seorang Camat dan seorang Kepala Desa untuk membantu kelancaran pelaksanaan pembangunan dan kemasyarakatan

**TECHNICAL NOTES**

1. *Regional House of Representatives (DPRD) members are elected through a general election and appointed for a five-years membership.*
2. *The Tapin Regency is headed by a Regent, and accompanied by his deputy. The Regent is assisted by Regency Secretary in charge of several Regency Assistants, Regional Development Planning Agency (Bappeda), and the Regional Inspectorate and also assisted by various agency/vertical offices that have different tasks. In every Sub-District and village, Regent puts a Sub-District head and a village chief in an effort to assist the implementation of development and civil society affairs*

**ULASAN**

Jumlah wakil rakyat yang duduk pada lembaga legislatif, yaitu Dewan Perwakilan Rakyat Daerah (DPRD) sebanyak 25 orang, dengan 21 orang laki-laki dan 4 orang perempuan.

Secara organisasi, lembaga wakil rakyat tahun ini terdiri dari 10 partai. Partai yang memiliki perwakilan terbanyak adalah Partai Golkar sebanyak 8 orang.

Jumlah pegawai negeri daerah di Kabupaten Tapin pada tahun 2021 sebanyak 3.682 orang yang terdiri dari 1.686 laki-laki dan 1.996 perempuan. Berdasarkan jenjang pendidikan, sebanyak 2.180 (59,21 persen) pegawai negeri daerah di Kabupaten Tapin berpendidikan setingkat sarjana ke atas.

**DESCRIPTION**

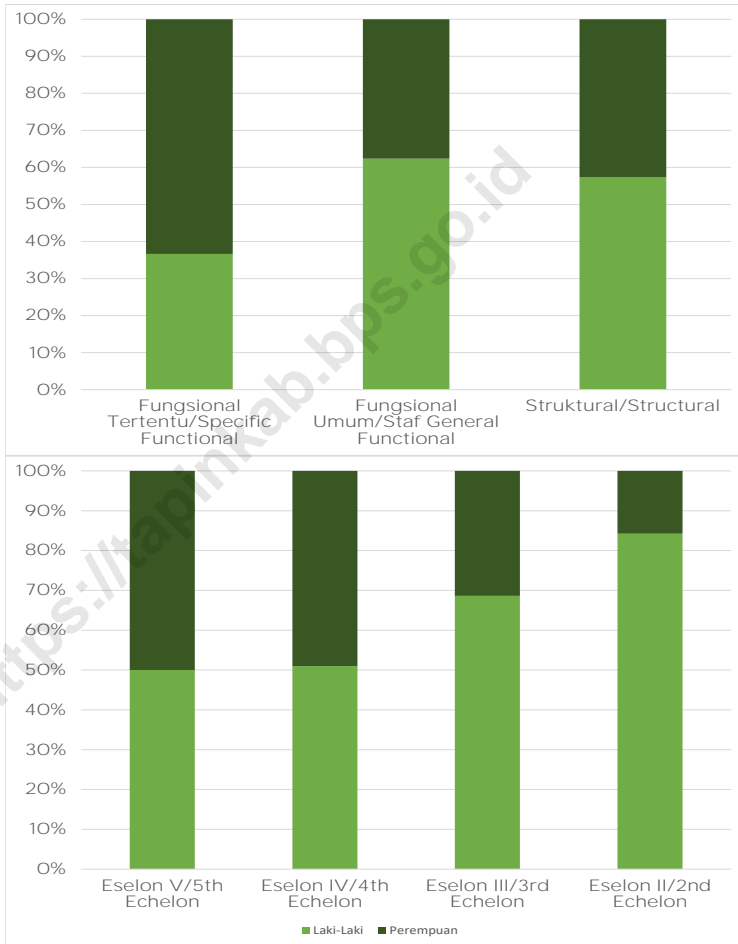
*Tapin House of Representatives (DPRD) has 25 members, comprising 21 men and 4 women.*

*In an organizational Tapin House of Representatives (DPRD) this year consists of ten parties, the party that has the most representative is Partai Golkar which has 8 representatives.*

*Number of civil servant in Tapin regency in 2021 is 3.682 people, comprises of 1.686 male and 1.996 female. According to the level of education, 2.180 (or 59,21 percent) civil servant in Tapin Regency have Bachelor Degree and higher.*

**Gambar** 2.1  
**Figures**

**Jumlah Pegawai Negeri Sipil Menurut Jabatan Jenis Kelamin di Kabupaten Tapin, 2021**  
**Number of Civil Servants by Occupation and Sex in Tapin Regency, 2021**



Sumber/Source: Badan Kepegawaian dan Pengembangan SDM Kabupaten Tapin/ Regional Personnel Board and HRD of Tapin Regency



## 2.1 WILAYAH ADMINISTRATIF ADMINISTRATIVE AREA

**Tabel** 2.1.1 **Jumlah Kelurahan di Kabupaten Tapin Menurut Kecamatan di Kabupaten Tapin, 2017-2021**  
**Table** 2.1.1 **Number of Kelurahan in Tapin Regency by Subdistrict in Tapin Regency, 2017-2021**

| Kecamatan<br>Subdistrict | 2017     | 2018     | 2019     | 2020     | 2021     |
|--------------------------|----------|----------|----------|----------|----------|
| (1)                      | (2)      | (3)      | (4)      | (5)      | (6)      |
| 010 Benuang              | 3        | 3        | 3        | 3        | 3        |
| 011 Hatungun             | -        | -        | -        | -        | -        |
| 020 Tapin Selatan        | 1        | 1        | 1        | 1        | 1        |
| 021 Salam Babaris        | -        | -        | -        | -        | -        |
| 030 Tapin Tengah         | -        | -        | -        | -        | -        |
| 040 Bungur               | -        | -        | -        | -        | -        |
| 050 Piani                | -        | -        | -        | -        | -        |
| 060 Lokpaikat            | 1        | 1        | 1        | 1        | 1        |
| 070 Tapin Utara          | 4        | 4        | 4        | 4        | 4        |
| 080 Bakarangan           | -        | -        | -        | -        | -        |
| 090 Candi Laras Selatan  | -        | -        | -        | -        | -        |
| 100 Candi Laras Utara    | -        | -        | -        | -        | -        |
| <b>Tapin</b>             | <b>9</b> | <b>9</b> | <b>9</b> | <b>9</b> | <b>9</b> |

Sumber/Source: Peraturan Kepala Badan Pusat Statistik Nomor 29 Tahun 2019 Tanggal 15 Januari 2019 tentang Perubahan Atas Peraturan Kepala Badan Pusat Statistik Nomor 55 Tahun 2018 tentang Kode dan Nama Wilayah Kerja Statistik Tahun 2018  
*Chief Statistician Regulation Number 29/2019, January 15 2019, as a revision of Chief Statistician Regulation Number 55 of 2018 on Code and Name of Regional Level of Data Collection.*

**Tabel**  
**Table** 2.1.2

**Jumlah Desa<sup>1</sup> di Kabupaten Tapin Menurut Kecamatan di Kabupaten Tapin, 2017-2021**  
**Number of Villages<sup>1</sup> in Tapin Regency by Subdistrict in Tapin Regency, 2017-2021**

| Kecamatan<br>Subdistrict | 2017       | 2018       | 2019       | 2020       | 2021       |
|--------------------------|------------|------------|------------|------------|------------|
| (1)                      | (2)        | (3)        | (4)        | (5)        | (6)        |
| 010 Benuang              | 8          | 8          | 8          | 8          | 8          |
| 011 Hatungun             | 8          | 8          | 8          | 8          | 8          |
| 020 Tapin Selatan        | 10         | 10         | 10         | 10         | 10         |
| 021 Salam Babaris        | 6          | 6          | 6          | 6          | 6          |
| 030 Tapin Tengah         | 17         | 17         | 17         | 17         | 17         |
| 040 Bungur               | 12         | 12         | 12         | 12         | 12         |
| 050 Piani                | 8          | 8          | 8          | 8          | 8          |
| 060 Lokpaikat            | 8          | 8          | 8          | 8          | 8          |
| 070 Tapin Utara          | 12         | 12         | 12         | 12         | 12         |
| 080 Bakarangan           | 12         | 12         | 12         | 12         | 12         |
| 090 Candi Laras Selatan  | 12         | 12         | 12         | 12         | 12         |
| 100 Candi Laras Utara    | 13         | 13         | 13         | 13         | 13         |
| <b>Tapin</b>             | <b>126</b> | <b>126</b> | <b>126</b> | <b>126</b> | <b>126</b> |

Catatan/Note: <sup>1</sup> Termasuk kelurahan dan Unit Permukiman Transmigrasi (UPT)/Include Transmigration Settlement Unit  
 Sumber/Source: Peraturan Kepala Badan Pusat Statistik Nomor 29 Tahun 2019 Tanggal 15 Januari 2019 tentang Perubahan Atas Peraturan Kepala Badan Pusat Statistik Nomor 55 Tahun 2018 tentang Kode dan Nama Wilayah Kerja Statistik Tahun 2018  
 Chief Statistician Regulation Number 29/2019, January 15 2019, as a revision of Chief Statistician Regulation Number 55 of 2018 on Code and Name of Regional Level of Data Collection.

**Tabel**  
**Table** 2.1.3

**Besarnya Uang Pemasukan Negara dari Pemberian Hak atas Tanah oleh Kantor Pertanahan Menurut Kecamatan di Kabupaten Tapin, 2021**  
**Number of Government Revenue Given by Land Office by Sub District in Tapin Regency, 2021**

| Kecamatan<br>Subdistrict   | Besarnya Pemasukan Pada<br>Number Of Revenue in |              |               |
|--|---|--------------|---------------|
|  | Kas Negara (Rp)                                 | Kas Provinsi | Kas Kabupaten |
| (1)  | (2)   | (3)          | (4)           |
| Pendaftaran SK Hak   | ...   | ...          | ...           |
| Permohonan Pemberian Hak Dengan Konstatasi                       | ...   | ...          | ...           |
| Permohonan Pemberian Hak Guna Bangunan Badan HUKum               | ...   | ...          | ...           |
| Permohonan Pemberian Hak Milik Perorangan                        | ...   | ...          | ...           |
| Permohonan Pemberian Hak Pakai Instansi/Badan Usaha Pemerintah   | ...   | ...          | ...           |
| Permohonan Pemberian Hak Pakai Perorangan                        | ...   | ...          | ...           |
| Permohonan Pemberian HGB Badan Hukum Untuk Pembangunan Rumah MBR | ...   | ...          | ...           |
| <b>Tapin</b>   | ...   | ...          | ...           |

Sumber/Source: Kantor Pertanahan Kabupaten Tapin/ Land Office of Tapin Regency

**Tabel**  
**Table 2.1.4****Jumlah Surat Keputusan Menurut Hak Atas Tanah dan Kecamatan di Kabupaten Tapin, 2021**  
**Number of Certificates by Sub District and Kinds of Certificates in Tapin Regency, 2021**

| Kecamatan Subdistrict   | Hak Milik     | Hak Guna Usaha | Hak Guna Bangunan | Hak Pakai    | Hak Pengelolaan | Hak Wakaf |
|-------------------------|---------------|----------------|-------------------|--------------|-----------------|-----------|
| (1)                     | (2)           | (3)            | (4)               | (5)          | (6)             | (7)       |
| 010 Binuang             | 12 018        | -              | 447               | 79           | -               | 11        |
| 011 Hatungun            | 3 523         | -              | -                 | 18           | -               | 10        |
| 020 Tapin Selatan       | 7 185         | -              | 85                | 113          | -               | 8         |
| 021 Salam Babaris       | 3 330         | -              | 1                 | 17           | -               | 1         |
| 030 Tapin Tengah        | 8 375         | -              | -                 | 143          | -               | 14        |
| 040 Bungur              | 4 700         | -              | 18                | 26           | -               | 2         |
| 050 Piani               | 2 433         | -              | -                 | 9            | -               | 4         |
| 060 Lokpaikat           | 4 312         | -              | 933               | 52           | -               | 4         |
| 070 Tapin Utara         | 8 151         | -              | 571               | 117          | -               | 7         |
| 080 Bakarangan          | 2 751         | -              | -                 | 25           | -               | 4         |
| 090 Candi Laras Selatan | 2 500         | -              | 42                | 493          | -               | 22        |
| 100 Candi Laras Utara   | 10 808        | -              | 68                | 68           | -               | 11        |
| Tapin                   | -             | 26             | -                 | -            | -               | -         |
| <b>Tapin</b>            | <b>70 086</b> | <b>26</b>      | <b>2 165</b>      | <b>1 160</b> | <b>-</b>        | <b>98</b> |

Sumber/Source: Kantor Pertanahan Kabupaten Tapin/ Land Office of Tapin Regency

**Tabel**  
**Table 2.1.5****Jumlah Luas Tanah Menurut Surat Keputusan Menurut Hak Atas Tanah Kantor Pertanahan di Kabupaten Tapin, 2021**  
**Area by Certificates and Sub District in Tapin Regency, 2021**

| <b>Kecamatan<br/>Subdistrict</b> | <b>Hak Milik</b>     | <b>Hak Guna<br/>Usaha</b> | <b>Hak Guna<br/>Bangunan</b> | <b>Hak Pakai</b>    | <b>Hak<br/>Pengelolaan</b> | <b>Hak<br/>Wakaf</b> |
|----------------------------------|----------------------|---------------------------|------------------------------|---------------------|----------------------------|----------------------|
| (1)                              | (2)                  | (3)                       | (4)                          | (5)                 | (6)                        | (7)                  |
| 010 Binuang                      | 67 264 864           | -                         | 332 227                      | 1 342 498           | -                          | 20781                |
| 011 Hatungun                     | 19 001 558           | -                         | -                            | 77 877              | -                          | 6690                 |
| 020 Tapin Selatan                | 61 658 766           | -                         | 326 619                      | 2 452 023           | -                          | 5211                 |
| 021 Salam Babaris                | 32 662 831           | -                         | 865                          | 65 601              | -                          | 23                   |
| 030 Tapin Tengah                 | 43 363 736           | -                         | -                            | 2 335 830           | -                          | 8546                 |
| 040 Bungur                       | 14 916 098.43        | -                         | 315 931                      | 149 777             | -                          | 925                  |
| 050 Piani                        | 8 635 556            | -                         | -                            | 46.41               | -                          | 1020                 |
| 060 Lokpaikat                    | 13 874 496.37        | -                         | 295 472                      | 324 519             | -                          | 12615                |
| 070 Tapin Utara                  | 9 095 338            | -                         | 203 000                      | 571 175             | -                          | 9 389                |
| 080 Bakarangan                   | 7 999 208            | -                         | -                            | 54.98               | -                          | 1200                 |
| 090 Candi Laras Selatan          | 9 130 834            | -                         | 9 402                        | 841 665             | -                          | 27052                |
| 100 Candi Laras Utara            | 71 184 863           | -                         | 1 361 314                    | 1 602 708           | -                          | 17800                |
| Tapin                            | -                    | 617 752 378               | -                            | -                   | -                          | -                    |
| <b>Kabupaten Tapin</b>           | <b>358 788 148.8</b> | <b>617 752 378</b>        | <b>3 144 830</b>             | <b>9 763 774.39</b> | <b>0</b>                   | <b>111252</b>        |

Sumber/Source: Kantor Pertanahan Kabupaten Tapin/ Land Office of Tapin Regency

## 2.2 DEWAN PERWAKILAN RAKYAT DAERAH REGIONAL HOUSE OF REPRESENTATIVE

**Tabel** 2.2.1 **Jumlah Anggota Dewan Perwakilan Rakyat Daerah Menurut Partai Politik dan jenis Kelamin di Kabupaten Tapin, 2021**  
*Number of Members of The Regional House of Representatives by Political Parties and Sex in Tapin, 2021*

| Partai Politik<br><i>Political Party</i> | Jenis Kelamin<br><i>Sex</i> |                            | Jumlah<br><i>Total</i> |
|--|-----------------------------|----------------------------|------------------------|
|  | Laki-laki<br><i>Male</i>    | Perempuan<br><i>Female</i> |                        |
| (1)                                      | (2)                         | (3)                        | (4)                    |
| Golkar                                   | 6                           | 2                          | 8                      |
| Demokrat                                 | 2                           | -                          | 2                      |
| PKS                                      | 2                           | -                          | 2                      |
| PPP                                      | 1                           | -                          | 1                      |
| Gerindra                                 | 1                           | 1                          | 2                      |
| PAN                                      | 1                           | -                          | 1                      |
| PDIP                                     | 3                           | -                          | 3                      |
| PKB                                      | 2                           | 1                          | 3                      |
| BERKARYA                                 | 1                           | -                          | 1                      |
| NASDEM                                   | 2                           | -                          | 2                      |
| <b>Jumlah/Total</b>                      | <b>21</b>                   | <b>4</b>                   | <b>25</b>              |

Sumber/Source: DPRD Kabupaten Tapin/*Regional Legislative Council of Tapin Regency*

**Tabel** 2.2.2 **Banyaknya Produk Dewan Perwakilan Rakyat Daerah di Kabupaten Tapin, 2021**  
**Table** **Number of Product Regional Legislative Council Tapin Regency, 2021**

| Jenis Produk<br><i>Kind of Products</i>                       | Banyaknya<br><i>Numbers</i> |
|---|-----------------------------|
| (1)   | (2)                         |
| Surat Keputusan DPRD<br><i>Legislatif Council Decisions</i>   | -                           |
| Surat Keputusan Pimpinan<br><i>Council Speakere Decisions</i> | 23                          |
| Peraturan Daerah (PERDA)<br><i>Regional Regulation</i>        | 6                           |
| <b>Jumlah/Total</b>   | <b>29</b>                   |

Sumber/Source: DPRD Kabupaten Tapin/*Regional Legislative Council of Tapin Regency*

**Tabel**  
**Table** 2.2.3

**Banyaknya Rapat, Sidang, Kunjungan Kerja, dan Dengar Pendapat di Kabupaten Tapin, 2021**  
**Number of Meeting, and Hearing of Regional Legislative Council Tapin Regency, 2021**

| Jenis Sidang<br><i>Kind of Meetings</i> | Bulan<br><i>Month</i> |          |          |          |          |           |
|---|-----------------------|----------|----------|----------|----------|-----------|
|   | Jan                   | Feb      | Mar      | Apr      | Mei      | Jun       |
| (1)                                     | (2)                   | (3)      | (4)      | (5)      | (6)      | (7)       |
| 1. Rapat                                |                       |          |          |          |          |           |
| Fraksi                                  | -                     | -        | -        | -        | -        | -         |
| Komisi                                  | -                     | -        | -        | -        | -        | -         |
| Badan Anggaran                          | -                     | -        | -        | -        | -        | -         |
| Badan Musyawarah                        | 3                     | 2        | 2        | -        | 3        | 1         |
| Konsultasi                              | -                     | -        | -        | -        | -        | -         |
| Pimpinan, Komisi dan Fraksi             | -                     | -        | -        | -        | -        | -         |
| Pansus/Legeslasi                        | -                     | -        | -        | -        | -        | -         |
| Rapat Kerja DPRD                        | 1                     | -        | -        | -        | -        | -         |
| Rapat Gabungan Komisi                   | -                     | -        | -        | -        | -        | -         |
| 2. Sidang                               |                       |          |          |          |          |           |
| Paripurna                               | -                     | 1        | 1        | -        | -        | 4         |
| Komisi / Gabungan                       | -                     | -        | -        | -        | -        | -         |
| 3. Kunjungan Kerja                      |                       |          |          |          |          |           |
| Dalam Daerah                            | -                     | -        | -        | -        | -        | -         |
| Luar Daerah                             | -                     | -        | -        | -        | -        | -         |
| Luar Propinsi                           | -                     | -        | -        | -        | -        | -         |
| 4. Dengar Pendapat                      |                       |          |          |          |          |           |
| Instansi Pemerintah                     | 5                     | 2        | 5        | -        | -        | 11        |
| Aspirasi Masyarakat                     | -                     | -        | -        | -        | -        | 1         |
| <b>Jumlah/Total</b>                     | <b>9</b>              | <b>5</b> | <b>8</b> | <b>0</b> | <b>3</b> | <b>17</b> |

Sumber/Source: DPRD Kabupaten Tapin/Regional Legislative Council of Tapin Regency



Lanjutan Tabel/*Continued Table 2.2.3*

| Jenis Sidang<br><i>Kind of Meetings</i> | Bulan<br><i>Month</i> |          |           |           |           |           | Total      |
|---|-----------------------|----------|-----------|-----------|-----------|-----------|------------|
|   | Jul                   | Agu      | Sep       | Okt       | Nov       | Des       |            |
| (1)                                     | (8)                   | (9)      | (10)      | (11)      | (12)      | (13)      | (14)       |
| 1. Rapat                                |                       |          |           |           |           |           |            |
| Fraksi                                  | -                     | -        | -         | -         | -         | -         | 0          |
| Komisi                                  | -                     | -        | -         | -         | -         | -         | 0          |
| Badan Anggaran                          | 2                     | 2        | 2         | 1         | 2         | -         | 9          |
| Badan Musyawarah                        | 2                     | 1        | 2         | 1         | 1         | -         | 18         |
| Konsultasi                              | -                     | -        | -         | -         | -         | -         | 0          |
| Pimpinan, Komisi dan Fraksi             | -                     | -        | -         | -         | -         | -         | 0          |
| Pansus/Legeslasi                        | 1                     | 1        | -         | 1         | -         | -         | 3          |
| Rapat Kerja DPRD                        | -                     | -        | -         | -         | -         | 2         | 3          |
| Rapat Gabungan Komisi                   | 1                     | -        | -         | 1         | 1         | -         | 3          |
| 2. Sidang                               |                       |          |           |           |           |           |            |
| Paripurna                               | 4                     | 4        | 1         | 3         | 4         | -         | 22         |
| Komisi / Gabungan                       | -                     | -        | -         | -         | -         | 1         | 1          |
| 3. Kunjungan Kerja                      |                       |          |           |           |           |           |            |
| Dalam Daerah                            | -                     | -        | -         | -         | -         | -         | 0          |
| Luar Daerah                             | -                     | -        | -         | -         | -         | -         | 0          |
| Luar Propinsi                           | -                     | -        | -         | -         | -         | -         | 0          |
| 4. Dengar Pendapat                      |                       |          |           |           |           |           |            |
| Instansi Pemerintah                     | 11                    | -        | 7         | 6         | 5         | 4         | 56         |
| Aspirasi Masyarakat                     | -                     | -        | 1         | 3         | -         | 7         | 12         |
| <b>Jumlah/Total</b>                     | <b>21</b>             | <b>8</b> | <b>13</b> | <b>16</b> | <b>13</b> | <b>14</b> | <b>127</b> |

Sumber/Source: DPRD Kabupaten Tapin/*Regional Legislative Council of Tapin Regency*

## 2.3 SUMBER DAYA MANUSIA HUMAN RESOURCES

**Tabel** 2.3.1 **Jumlah Pegawai Negeri Sipil Menurut Jabatan dan Jenis Kelamin di Kabupaten Tapin, Desember 2020 dan Desember 2021**  
*Number of Civil Servants by Occupation and Sex in Tapin Regency, Desember 2020 dan Desember 2021*

| Kecamatan<br><i>Subdistrict</i>                   | 2021                     |                            | Jumlah<br><i>Total</i> |
|---|--------------------------|----------------------------|------------------------|
|   | Laki-laki<br><i>Male</i> | Perempuan<br><i>Female</i> |                        |
| (1)   | (2)                      | (3)                        | (4)                    |
| Fungsional Tertentu<br><i>Specific Functional</i> | 822                      | 1 420                      | 2 242                  |
| Fungsional Umum<br><i>Staf General Functional</i> | 476                      | 287                        | 763                    |
| Struktural/ <i>Structural</i>                     | 388                      | 289                        | 677                    |
| Eselon V/5th Echelon                              | 4                        | 4                          | 8                      |
| Eselon IV/4th Echelon                             | 234                      | 225                        | 459                    |
| Eselon III/3rd Echelon                            | 118                      | 54                         | 172                    |
| Eselon II/2nd Echelon                             | 32                       | 6                          | 38                     |
| Eselon I/1st Echelon                              | 0                        | 0                          | 0                      |
| <b>Jumlah/Total</b>                               | <b>1 686</b>             | <b>1 996</b>               | <b>3 682</b>           |

Lanjutan Tabel/Continued Table 2.3.1

| Kecamatan<br>Subdistrict                          | 2020              |                     |                 |
|---|-------------------|---------------------|-----------------|
|   | Laki-laki<br>Male | Perempuan<br>Female | Jumlah<br>Total |
| (1)   | (5)               | (6)                 | (7)             |
| Fungsional Tertentu<br><i>Specific Functional</i> | 857               | 1,448               | 2,305           |
| Fungsional Umum<br><i>Staf General Functional</i> | 543               | 331                 | 874             |
| Struktural/ <i>Structural</i>                     | 399               | 284                 | 683             |
| Eselon V/5th Echelon                              | 5                 | 5                   | 10              |
| Eselon IV/4th Echelon                             | 238               | 227                 | 465             |
| Eselon III/3rd Echelon                            | 122               | 47                  | 169             |
| Eselon II/2nd Echelon                             | 34                | 5                   | 39              |
| Eselon I/1st Echelon                              | 0                 | 0                   | 0               |
| <b>Jumlah/Total</b>                               | <b>1 799</b>      | <b>2 063</b>        | <b>3 862</b>    |

Sumber/Source: Badan Kepegawaian dan Pengembangan SDM Kabupaten Tapin/ *Regional Personnel Board and HRD of Tapin Regency*

**Tabel**  
**Table** 2.3.2

**Jumlah Pegawai Negeri Sipil Menurut Tingkat Pendidikan dan Jenis Kelamin di Kabupaten Tapin Desember 2020 dan Desember 2021**  
**Number of Civil Servants by Educational Level and Sex December 2020 and December 2021**

| Tingkat Pendidikan<br><i>Educational Level</i>                            | 2021                     |                            |                        |
|---|--------------------------|----------------------------|------------------------|
|   | Laki-laki<br><i>Male</i> | Perempuan<br><i>Female</i> | Jumlah<br><i>Total</i> |
| (1)   | (2)                      | (3)                        | (4)                    |
| Sampai dengan SD<br><i>Up to Primary School</i>                           | 21                       | 1                          | 22                     |
| SMP/Sederajat<br><i>General Vocational Junior High School</i>             | 28                       | 0                          | 28                     |
| SMA/Sederajat<br><i>General/Vocational Senior High School</i>             | 360                      | 199                        | 559                    |
| Diploma I, II/Akta I, II<br><i>Diploma I, II/Akta I, II</i>               | 110                      | 141                        | 251                    |
| Diploma III/Akta III/Sarjana Muda<br><i>Diploma III/Akta III/Bachelor</i> | 213                      | 429                        | 642                    |
| Tingkat Sarjana/Doktor/Ph.D<br><i>University Graduates</i>                | 954                      | 1 226                      | 2 180                  |
| <b>Jumlah/Total</b>   | <b>1 686</b>             | <b>1 996</b>               | <b>3 682</b>           |

Lanjutan Tabel/Continued Table 2.3.2

| Tingkat Pendidikan<br>Educational Level                            | 2020              |                     |                 |
|--|-------------------|---------------------|-----------------|
|  | Laki-laki<br>Male | Perempuan<br>Female | Jumlah<br>Total |
| (1)  | (2)               | (3)                 | (4)             |
| Sampai dengan SD<br>Up to Primary School                           | 26                | 1                   | 27              |
| SMP/Sederajat<br>General Vocational Junior High School             | 33                | 0                   | 33              |
| SMA/Sederajat<br>General/Vocational Senior High School             | 418               | 234                 | 652             |
| Diploma I, II/Akta I, II<br>Diploma I, II/Akta I, II               | 132               | 163                 | 295             |
| Diploma III/Akta III/Sarjana Muda<br>Diploma III/Akta III/Bachelor | 229               | 439                 | 668             |
| Tingkat Sarjana/Doktor/Ph.D<br>University Graduates                | 961               | 1 226               | 2 187           |
| <b>Jumlah/Total</b>  | <b>1 799</b>      | <b>2 063</b>        | <b>3 862</b>    |

Sumber/Source: Badan Kepegawaian dan Pengembangan SDM Kabupaten Tapin/ Regional Personnel Board and HRD of Tapin Regency

**Tabel**  
**Table** 2.3.3

**Jumlah Pegawai Negeri Sipil Menurut Tingkat  
Kepangkatan dan Jenis Kelamin Desember 2020 dan  
Desember 2021**  
*Number of Civil Servants by Hierarchy and Sex, December  
2020 and December 2021*

| Pangkat/Golongan/Ruang<br><i>Hierarchy</i> | 2021                     |                            |     | Jumlah<br><i>Total</i> |
|--|--------------------------|----------------------------|-----|------------------------|
|  | Laki-laki<br><i>Male</i> | Perempuan<br><i>Female</i> |     |                        |
| (1)  | (2)                      | (3)                        | (4) |                        |
| 1. I/A (Juru Muda)                         | 3                        | 0                          |     | 3                      |
| 2. I/B (Juru Muda Tingkat I)               | 3                        | 0                          |     | 3                      |
| 3. I/C (Juru)                              | 4                        | 0                          |     | 4                      |
| 4. I/D (Juru Tingkat I)                    | 10                       | 1                          |     | 11                     |
| <b>Golongan I/Range I</b>                  |                          |                            |     |                        |
| 5. II/A (Pengatur Muda)                    | 41                       | 5                          |     | 46                     |
| 6. II/B (Pengatur Muda Tingkat I)          | 33                       | 12                         |     | 45                     |
| 7. II/C (Pengatur)                         | 88                       | 47                         |     | 135                    |
| 8. II/D (Pengatur Tingkat I)               | 125                      | 91                         |     | 216                    |
| <b>Golongan II/Range II</b>                |                          |                            |     |                        |
| 9. III/A (Penata Muda)                     | 264                      | 263                        |     | 527                    |
| 10. III/B (Penata Muda Tingkat I)          | 308                      | 537                        |     | 845                    |
| 11. III/C (Penata)                         | 199                      | 296                        |     | 495                    |
| 12. III/D (Penata Tingkat I)               | 232                      | 305                        |     | 537                    |
| <b>Golongan III/Range III</b>              |                          |                            |     |                        |
| 13. IV/A (Pembina)                         | 280                      | 374                        |     | 654                    |
| 14. IV/B (Pembina Tingkat I)               | 69                       | 59                         |     | 128                    |
| 15. IV/C (Pembina Utama Muda)              | 26                       | 4                          |     | 30                     |
| 16. IV/D (Pembina Utama Madya)             | 1                        | 2                          |     | 3                      |
| 17. IV/E (Pembina Utama)                   | 0                        | 0                          |     | 0                      |
| <b>Golongan IV/Range IV</b>                |                          |                            |     |                        |
| <b>Jumlah/Total</b>                        | <b>1 686</b>             | <b>1 996</b>               |     | <b>3 682</b>           |

Lanjutan Tabel/Continued Table 2.3.3

| Pangkat/Golongan/Ruang<br>Hierarchy | 2020              |                     |                 |
|-------------------------------------|-------------------|---------------------|-----------------|
|                                     | Laki-laki<br>Male | Perempuan<br>Female | Jumlah<br>Total |
| (1)                                 | (5)               | (6)                 | (7)             |
| 1. I/A (Juru Muda)                  | 3                 | 0                   | 3               |
| 2. I/B (Juru Muda Tingkat I)        | 3                 | 0                   | 3               |
| 3. I/C (Juru)                       | 5                 | 0                   | 5               |
| 4. I/D (Juru Tingkat I)             | 13                | 1                   | 14              |
| <b>Golongan I/Range I</b>           | <b>24</b>         | <b>1</b>            | <b>25</b>       |
| 5. II/A (Pengatur Muda)             | 45                | 2                   | 47              |
| 6. II/B (Pengatur Muda Tingkat I)   | 49                | 17                  | 66              |
| 7. II/C (Pengatur)                  | 98                | 60                  | 158             |
| 8. II/D (Pengatur Tingkat I)        | 139               | 92                  | 231             |
| <b>Golongan II/Range II</b>         | <b>331</b>        | <b>171</b>          | <b>502</b>      |
| 9. III/A (Penata Muda)              | 299               | 337                 | 636             |
| 10. III/B (Penata Muda Tingkat I)   | 298               | 550                 | 848             |
| 11. III/C (Penata)                  | 203               | 265                 | 468             |
| 12. III/D (Penata Tingkat I)        | 238               | 288                 | 526             |
| <b>Golongan III/Range III</b>       | <b>1 038</b>      | <b>1 440</b>        | <b>2 478</b>    |
| 13. IV/A (Pembina)                  | 317               | 400                 | 717             |
| 14. IV/B (Pembina Tingkat I)        | 65                | 44                  | 109             |
| 15. IV/C (Pembina Utama Muda)       | 24                | 6                   | 30              |
| 16. IV/D (Pembina Utama Madya)      | 0                 | 1                   | 1               |
| 17. IV/E (Pembina Utama)            | 0                 | 0                   | 0               |
| <b>Golongan IV/Range IV</b>         | <b>406</b>        | <b>451</b>          | <b>857</b>      |
| <b>Jumlah/Total</b>                 | <b>1 799</b>      | <b>2 063</b>        | <b>3 862</b>    |

Sumber/Source: Badan Kepegawaian dan Pengembangan SDM Kabupaten Tapin/ Regional Personnel Board and HRD of Tapin Regency

**Tabel**  
**Table** 2.3.4

**Banyaknya Pegawai Negeri Sipil Instansi Vertikal/Pusat Menurut Tingkat Pendidikan di Kabupaten Tapin, 2021**  
**Number of Civil Servant in Vertical/Central Institutions by Education in Tapin Regency, 2021**

| Nama Instansi<br><i>Institutions</i> | Pendidikan |      |      |          |             | Jumlah |
|--------------------------------------|------------|------|------|----------|-------------|--------|
|                                      | SD         | SLTP | SLTA | D1/D2/D3 | D4/S1/S2/S3 |        |
| (1)                                  | (2)        | (3)  | (4)  | (5)      | (6)         | (7)    |
| 01 Rutan Rantau                      | -          | -    | 40   | 1        | 8           | 49     |
| 02 Kantor Pertanahan                 | ...        | ...  | ...  | ...      | ...         | ...    |
| 03 Kejaksaan Negeri Tapin            | -          | -    | 9    | 10       | 13          | 22     |
| 04 Pengadilan Negeri Rantau Kelas II | -          | -    | 9    | 1        | 16          | 26     |
| 05 Pengadilan Agama Rantau           | -          | -    | 2    | 1        | 16          | 19     |
| 06 Kementerian Agama Kab Tapin       | 5          | 7    | 33   | 8        | 323         | 376    |
| 07 POLRES Tapin (PNS)                | -          | -    | 8    | -        | 2           | 10     |
| 08 POLRI                             | -          | -    | 313  | 3        | 77          | 393    |
| 09 BPS Kabupaten Tapin               | -          | 1    | 7    | -        | 16          | 24     |

Sumber/Source: Instansi Vertikal se-Kabupaten Tapin/ *Vertical Agencies of Tapin Regency*



**Tabel**  
**Table 2.3.5****Banyaknya Pegawai Negeri Sipil Instansi Vertikal/Pusat Menurut Golongan di Kabupaten Tapin, 2021**  
**Number of Civil Servant in Vertical/Central Institutions by Level in Tapin Regency, 2021**

| Nama Instansi<br><i>Institutions</i> | Golongan |     |     |     | Jumlah |
|--------------------------------------|----------|-----|-----|-----|--------|
|                                      | I        | II  | III | IV  |        |
| (1)                                  | (2)      | (3) | (4) | (5) | (6)    |
| 01 Rutan Rantau                      | -        | 24  | 25  | -   | 49     |
| 02 Kantor Pertanahan                 | ...      | ... | ... | ... | ...    |
| 03 Kejaksaan Negeri Tapin            | -        | 4   | 17  | 1   | 22     |
| 04 Pengadilan Negeri Rantau Kelas II | -0       | 2   | 21  | 2   | 25     |
| 05 Pengadilan Agama Rantau           | -        | -   | 18  | 1   | 19     |
| 06 Kementrian Agama Kab Tapin        | 15       | 35  | 242 | 84  | 376    |
| 07 POLRES Tapin (PNS)                | -        | 5   | 4   | -   | 9      |
| 08 POLRI                             | -        | 348 | 40  | 5   | 393    |
| 09 BPS Kabupaten Tapin               | -        | 3   | 19  | 2   | 24     |

Sumber/Source: Instansi Vertikal se-Kabupaten Tapin/ Vertical Agencies of Tapin Regency

**Tabel** 2.3.6  
**Table**

**Jumlah Kekuatan Satpol PP dan Pemadam Kebakaran di Kabupaten Tapin, 2021**  
**Number of Municipal Police and Firefighter in Tapin Regency, 2021**

| Kecamatan<br>Subdistrict   | Jumlah<br>Total |
|----------------------------|-----------------|
| (1)                        | (2)             |
| Kediaman Bupati            | 10              |
| Kediaman Wakil Bupati      | 12              |
| Kediaman Sekretaris Daerah | 7               |
| Kantor Satpol PP           | 88              |
| <b>Total</b>               | <b>117</b>      |

Sumber/Source: Kantor Satuan Polisi Pamong Praja (Satpol PP) Kabupaten Tapin/ Civil service Public Unit of Tapin Regency

## 2.4 KEUANGAN PEMERINTAH GOVERNMENT FINANCE

**Tabel**  
**Table** 2.4.1 **Realisasi Pendapatan Pemerintah Kabupaten Tapin Menurut Jenis Pendapatan (ribu rupiah), 2018–2021**  
**Actual Tapin Regency Government Revenues by Kind of Revenues (thousand rupiahs), 2018–2021**

| Jenis Pendapatan/Kind of Revenues  | 2018                        | 2019                        |
|--|-----------------------------|-----------------------------|
| (1)  | (2)                         | (3)                         |
| <b>1. Pendapatan Asli Daerah (PAD)/Regional Revenue</b>  | 89 819 701 537,77           | 102 654 659 946,84          |
| 1.1 Pajak Daerah/Regional Tax  | 20 929 131 743,88           | 41 925 990 212,15           |
| 1.2 Retribusi Daerah/Regional Retribution  | 3 120 359 791,50            | 2 672 468 071,00            |
| 1.3 Hasil Perusahaan Milik Daerah dan Pengelolaan Kekayaan Daerah yang Dipisahkan/Regional-Owned Company Revenue and Separated Management of Regional Wealth | 5 987 487 994,00            | 2 423 556 028,00            |
| 1.4 Lain-lain PAD yang Sah/Other Regional Revenue  | 59 782 722 008,39           | 55 632 645 635,69           |
| <b>2. Dana Perimbangan/Balance Funds</b>   | 897 207 842 566,00          | 1 067 056 981 108,00        |
| 2.1 Bagi Hasil Pajak/Tax Sharing Revenue   | 51 312 428 427,00           | 50 168 464 559,00           |
| 2.2 Bagi Hasil Bukan Pajak/Sumber Daya Alam/Non-Tax Sharing Revenue/Natural Resources  | 262 830 476 936,00          | 395 366 479 120,00          |
| 2.3 Dana Alokasi Umum/General Allocation Fund  | 448 697 311 000,00          | 477 467 034 000,00          |
| 2.4 Dana Alokasi Khusus/Special Allocation Fund  | 134 367 626 203,00          | 144 055 003 429,00          |
| <b>3. Lain-lain Pendapatan yang Sah/Other Revenue</b>  | 83 938 154 950,19           | 133 442 374 199,25          |
| 3.1 Pendapatan Hibah/Grant   | 5 237 000 000,00            | 36 700 055 196,00           |
| 3.2 Dana Darurat/Emergency Fund  | -                           | -                           |
| 3.3 Dana Bagi Hasil Pajak dari Provinsi dan Pemerintah Daerah Lainnya/Tax Sharing Revenue from Provincial and Other Regional Governments                     | 72 459 433 709,00           | 91 591 137 461,00           |
| 3.4 Dana Penyesuaian dan Otonomi Daerah/Regional Adjustment and Autonomy Fund  | -                           | -                           |
| 3.5 Bantuan Keuangan dari Provinsi atau Pemerintah Daerah Lainnya/Financial Assistance from Provincial or Other Regional Governments                         | -                           | -                           |
| 3.6 Lainnya/Others   | 6 241 721 241,19            | 5 151 181 542,25            |
| <b>Jumlah/Total</b>  | <b>1 070 965 699 053,96</b> | <b>1 303 154 015 254,09</b> |

Lanjutan Tabel/*Continued Table 2.4.1*

| Jenis Pendapatan/ <i>Kind of Revenues</i>  | 2020                        | 2021                      |
|--|-----------------------------|---------------------------|
| (1)  | (4)                         | (5)                       |
| <b>1. Pendapatan Asli Daerah (PAD)/<i>Regional Revenue</i></b>   | 93 786 163 506,43           | 97 485 315 936.48         |
| 1.1 Pajak Daerah/ <i>Regional Tax</i>  | 17 108 984 258,51           | 29 439 686 762.34         |
| 1.2 Retribusi Daerah/ <i>Regional Retribution</i>  | 2 376 844 503,00            | 2 145 200 175.00          |
| 1.3 Hasil Perusahaan Milik Daerah dan Pengelolaan Kekayaan Daerah yang Dipisahkan/ <i>Regional-Owned Company Revenue and Separated Management of Regional Wealth</i> | 3 698 384 878,00            | 4 701 395 003.00          |
| 1.4 Lain-lain PAD yang Sah/ <i>Other Regional Revenue</i>  | 70 601 949 866,92           | 61 199 033 996.14         |
| <b>2. Dana Perimbangan/<i>Balance Funds</i></b>  | 835 353 328 109,00          | 739 161 842 959.00        |
| 2.1 Bagi Hasil Pajak/ <i>Tax Sharing Revenue</i>   | 61 988 981 131,00           | 77 726 525 923.00         |
| 2.2 Bagi Hasil Bukan Pajak/Sumber Daya Alam/ <i>Non-Tax Sharing Revenue/Natural Resources</i>  | 209 618 672 976,00          | 167 281 026 467.00        |
| 2.3 Dana Alokasi Umum/ <i>General Allocation Fund</i>  | 421 844 570 000,00          | 416 699 835 000.00        |
| 2.4 Dana Alokasi Khusus/ <i>Special Allocation Fund</i>  | 141 901 104 002,00          | 77 454 455 569.00         |
| <b>3. Lain-lain Pendapatan yang Sah/<i>Other Revenue</i></b>   | 82 730 453 227,37           | 90 081 260 293.00         |
| 3.1 Pendapatan Hibah/ <i>Grant</i>   | 4 088 330 943,00            | 8 402 387 521.00          |
| 3.2 Dana Darurat/ <i>Emergency Fund</i>  | -                           | -                         |
| 3.3 Dana Bagi Hasil Pajak dari Provinsi dan Pemerintah Daerah Lainnya/ <i>Tax Sharing Revenue from Provincial and Other Regional Governments</i>                     | 73 606 520 773,00           | 73 054 374 772.00         |
| 3.4 Dana Penyesuaian dan Otonomi Daerah/ <i>Regional Adjustment and Autonomy Fund</i>  | -                           | -                         |
| 3.5 Bantuan Keuangan dari Provinsi atau Pemerintah Daerah Lainnya/ <i>Financial Assistance from Provincial or Other Regional Governments</i>                         | -                           | -                         |
| 3.6 Lainnya/ <i>Others</i>   | 5 035 601 511,37            | 8 624 498 000.00          |
| <b>Jumlah/<i>Total</i></b>   | <b>1 011 869 944 842,80</b> | <b>926 728 419 188,48</b> |

Sumber/*Source*: Badan Pengelolaan Keuangan dan Aset Daerah (BPKAD) Kabupaten Tapin/ *Office for Management of Regional Revenue, Finance and Assets of Tapin Regency*

**Tabel**  
**Table 2.4.2****Realisasi Belanja Pemerintah Kabupaten Tapin Menurut  
Jenis Belanja (ribu rupiah), 2018–2021  
Actual Tapin Regency Government Expenditures by Kind of  
Expenditures (thousand rupiahs), 2018–2021**

| Jenis Pendapatan<br>Kind of Revenues                        | 2018                     | 2019                     |
|---|--------------------------|--------------------------|
| (1)   | (2)                      | (3)                      |
| <b>1. Belanja Tidak Langsung/Indirect Expenditures</b>      | 574 984 653 591.00       | 591 916 774 402.00       |
| 1.1 Belanja Pegawai/Personnel Expenditures                  | 396 269 324 143          | 391 246 065 337          |
| 1.2 Belanja Bunga/Interest Expenditures                     | -                        | -                        |
| 1.3 Belanja Subsidi/Subsidies Expenditures                  | -                        | -                        |
| 1.4 Belanja Hibah/Grant Expenditures                        | 26 855 573 760           | 19 917 134 500           |
| 1.5 Belanja Bantuan Sosial/Social Aid Expenditures          | 3 391 924 000            | 3 692 856 761            |
| 1.6 Belanja Bagi Hasil/Sharing Fund Expenditure             | 1 518 033 583            | 4 230 244 867            |
| 1.7 Belanja Bantuan Keuangan/Financial Aids Expenditures    | 146 789 517 230          | 172 708 304 759          |
| 1.8 Belanja Tidak Terduga/Unpredicted Expenditures          | 160 280 875              | 122 168 178              |
| <b>2. Belanja Langsung/Direct Expenditures</b>              | 512 229 671 558          | 561 226 210 288          |
| 2.1 Belanja Pegawai/Personnel Expenditures                  | 17 715 923 836           | 15 791 516 364           |
| 2.2 Belanja Barang dan Jasa/Goods and Services Expenditures | 281 920 351 523          | 300 120 079 727          |
| 2.3 Belanja Modal/Capital Expenditure                       | 212 593 396 199          | 245 314 614 197          |
| <b>Jumlah/Total</b>   | <b>1 087 214 325 149</b> | <b>1 153 142 984 690</b> |

Lanjutan Tabel/*Continued Table 2.4.2*

| Jenis Pendapatan<br><i>Kind of Revenues</i>                         | 2020                     | 2021                     |
|---|--------------------------|--------------------------|
| (1)   | (4)                      | (5)                      |
| <b>1. Belanja Tidak Langsung/<i>Indirect Expenditures</i></b>       | 612 333 160 741.00       | 579 635 424 976          |
| 1.1 Belanja Pegawai/ <i>Personnel Expenditures</i>                  | 400 623 598 921          | 421 904 712 450          |
| 1.2 Belanja Bunga/ <i>Interest Expenditures</i>                     | 1 337 918 090            | 1 948 221 349            |
| 1.3 Belanja Subsidi/ <i>Subsidies Expenditures</i>                  | -                        | -                        |
| 1.4 Belanja Hibah/ <i>Grant Expenditures</i>                        | 19 175 689 500           | 63 673 128 164           |
| 1.5 Belanja Bantuan Sosial/ <i>Social Aid Expenditures</i>          | 10 679 088 300           | 4 662 150 000            |
| 1.6 Belanja Bagi Hasil/ <i>Sharing Fund Expenditure</i>             | 1 457 738 583            | 2 039 312 404            |
| 1.7 Belanja Bantuan Keuangan/ <i>Financial Aids Expenditures</i>    | 165 817 624 910          | 71 364 794 712           |
| 1.8 Belanja Tidak Terduga/ <i>Unpredicted Expenditures</i>          | 13 241 502 437           | 14 043 105 897           |
| <b>2. Belanja Langsung/<i>Direct Expenditures</i></b>               | 600 790 542 021          | 1 216 436 322 082        |
| 2.1 Belanja Pegawai/ <i>Personnel Expenditures</i>                  | 15 082 465 750           | 421 904 712 450          |
| 2.2 Belanja Barang dan Jasa/ <i>Goods and Services Expenditures</i> | 283 939 428 249          | 361 716 904 697          |
| 2.3 Belanja Modal/ <i>Capital Expenditure</i>                       | 301 768 648 022          | 432 814 704 935          |
| <b>Jumlah/<i>Total</i></b>  | <b>1 213 123 702 762</b> | <b>1 796 071 747 058</b> |

Sumber/*Source*: Badan Pengelolaan Keuangan dan Aset Daerah (BPKAD) Kabupaten Tapin / *Office for Management of Regional Revenue, Finance and Assets of Tapin Regency*

**Tabel**  
**Table** 2.4.3

**Alokasi Dana Desa di Kabupaten Tapin, 2021**  
**Village Fund Allocation in Tapin Regency, 2021**

| Kecamatan<br>Subdistrict | Jumlah<br>Desa<br>Number of<br>Villages | Sumber Dana (ribu rupiah)<br>Sources of Funds (thousand rupiahs) |                       |                    | Total                 |
|--------------------------|---|--|-----------------------|--------------------|-----------------------|
|                          |   | APBN   | APBD                  | PADes              |                       |
| (1)                      | (2)                                     | (3)  | (4)                   | (5)                | (6)                   |
| 010 Binuang              | 8                                       | -  | 4 592 666 792         | 20 965 600         | 4 613 632 392         |
| 011 Hatungun             | 8                                       | -  | 4 556 338 792         | 67 137 520         | 4 623 476 312         |
| 020 Tapin Selatan        | 10                                      | -  | 5 674 572 990         | 2 169 665          | 5 676 742 655         |
| 021 Salam Babaris        | 6                                       | -  | 3 448 398 594         | 41 020 561         | 3 489 419 155         |
| 030 Tapin Tengah         | 17                                      | -  | 9 571 303 183         | 74 489 620         | 9 645 792 803         |
| 040 Bungur               | 12                                      | -  | 6 735 676 188         | 34 317 120         | 6 769 993 308         |
| 050 Piani                | 8                                       | -  | 4 643 368 792         | 25 947 075         | 4 669 315 867         |
| 060 Lokpaikat            | 8                                       | -  | 4 423 538 828         | 37 418 804         | 4 460 957 632         |
| 070 Tapin Utara          | 12                                      | -  | 6 561 054 188         | 5 109 550          | 6 566 163 738         |
| 080 Bakarangan           | 12                                      | -  | 6 807 898 188         | 3 165 000          | 6 811 063 188         |
| 090 Candi Laras Selatan  | 12                                      | -  | 6 807 898 188         | 12 273 020         | 6 820 171 208         |
| 100 Candi Laras Utara    | 13                                      | -  | 7 644 292 177         | 13 804 551         | 7 658 096 728         |
| <b>Tapin</b>             | <b>126</b>                              | <b>-</b>   | <b>71 365 083 900</b> | <b>337 818 086</b> | <b>71 702 901 986</b> |

Sumber/Source: Badan Pemberdayaan Masyarakat dan Pemerintahan Desa (BPMPD)/ *Social Development and Village Governmental Board*

**Tabel 2.4.4** Dana Desa di Kabupaten Tapin Menurut Kecamatan, 2021  
**Table** Village Fund in Tapin Regency by Sub District, 2021

| Kecamatan<br>Subdistrict | Jumlah<br>Desa<br>Number of<br>Villages | Sumber Dana (ribu rupiah)<br>Sources of Funds (thousand rupiahs) |          |          | Total                  |
|--------------------------|---|--|----------|----------|------------------------|
|                          |   | APBN   | APBD     | PADes    |                        |
| (1)                      | (2)                                     | (3)  | (4)      | (5)      | (6)                    |
| 010 Binuang              | 8                                       | 6 835 503 000  | -        | -        | 6 835 503 000          |
| 011 Hatungun             | 8                                       | 7 200 826 000  | -        | -        | 7 200 826 000          |
| 020 Tapin Selatan        | 10                                      | 8 142 247 000  | -        | -        | 8 142 247 000          |
| 021 Salam Babaris        | 6                                       | 5 245 258 000  | -        | -        | 5 245 258 000          |
| 030 Tapin Tengah         | 17                                      | 13 903 321 000   | -        | -        | 13 903 321 000         |
| 040 Bungur               | 12                                      | 9 410 532 000  | -        | -        | 9 410 532 000          |
| 050 Piani                | 8                                       | 7 212 301 000  | -        | -        | 7 212 301 000          |
| 060 Lokpaikat            | 8                                       | 5 963 695 000  | -        | -        | 5 963 695 000          |
| 070 Tapin Utara          | 12                                      | 8 404 847 000  | -        | -        | 8 404 847 000          |
| 080 Bakarangan           | 12                                      | 8 989 862 000  | -        | -        | 8 989 862 000          |
| 090 Candi Laras Selatan  | 12                                      | 10 247 956 000   | -        | -        | 10 247 956 000         |
| 100 Candi Laras Utara    | 13                                      | 11 417 543 000   | -        | -        | 11 417 543 000         |
| <b>Tapin</b>             | <b>126</b>                              | <b>102 973 891 000</b>   | <b>-</b> | <b>-</b> | <b>102 973 891 000</b> |

Sumber/Source: Badan Pemberdayaan Masyarakat dan Pemerintahan Desa (BPMPD)/ Social Development and Village Governmental Board



**Tabel**  
**Table 2.4.5**

**Bagi Hasil Pajak dan Retribusi Daerah Kepada Pemerintah  
di Kabupaten Tapin Menurut Kecamatan, 2021**  
*Share of Taxes and Levies to Government in Tapin Regency  
by Sub District, 2021*

| Kecamatan<br>Subdistrict | Jumlah<br>Desa<br>Number of<br>Villages | Sumber Dana (ribu rupiah)<br>Sources of Funds (thousand rupiahs) |                      |          | Total                |
|--------------------------|---|--|----------------------|----------|----------------------|
|                          |   | APBN   | APBD                 | PADes    |                      |
| (1)                      | (2)                                     | (3)  | (4)                  | (5)      | (6)                  |
| 010 Binuang              | 8                                       | -  | 144 274 784          | -        | 144 274 784          |
| 011 Hatungun             | 8                                       | -  | 172 222 784          | -        | 172 222 784          |
| 020 Tapin Selatan        | 10                                      | -  | 158 154 230          | -        | 158 154 230          |
| 021 Salam Babaris        | 6                                       | -  | 138 977 338          | -        | 138 977 338          |
| 030 Tapin Tengah         | 17                                      | -  | 257 931 291          | -        | 257 931 291          |
| 040 Bungur               | 12                                      | -  | 179 618 676          | -        | 179 618 676          |
| 050 Piani                | 8                                       | -  | 145 554 784          | -        | 145 554 784          |
| 060 Lokpaikat            | 8                                       | -  | 133 268 784          | -        | 133 268 784          |
| 070 Tapin Utara          | 12                                      | -  | 159 320 712          | -        | 159 320 712          |
| 080 Bakarangan           | 12                                      | -  | 173 328 676          | -        | 173 328 676          |
| 090 Candi Laras Selatan  | 12                                      | -  | 200 786 676          | -        | 200 786 676          |
| 100 Candi Laras Utara    | 13                                      | -  | 265 342 477          | -        | 265 342 477          |
| <b>Tapin</b>             | <b>126</b>                              | <b>-</b>   | <b>2 128 781 212</b> | <b>-</b> | <b>2 128 781 212</b> |

Sumber/Source: Badan Pemberdayaan Masyarakat dan Pemerintahan Desa (BPMPD)/ *Social Development and Village Governmental Board*

**Tabel**  
**Table** 2.4.6

**Pendapatan Asli Desa (PADes) di Kabupaten Tapin  
Menurut Kecamatan, 2021**  
*Vilages Real Revenue in Tapin Regency by Sub District,  
2021*

| Kecamatan<br>Subdistrict | Jumlah<br>Desa<br>Number of<br>Villages | Sumber Dana (ribu rupiah)<br>Sources of Funds (thousand rupiahs) |          |                    | Total              |
|--------------------------|---|--|----------|--------------------|--------------------|
|                          |   | APBN   | APBD     | PADes              |                    |
| (1)                      | (2)                                     | (3)  | (4)      | (5)                | (6)                |
| 010 Binuang              | 8                                       | -  | -        | 20 965 600         | 20 965 600         |
| 011 Hatungun             | 8                                       | -  | -        | 67 137 520         | 67 137 520         |
| 020 Tapin Selatan        | 10                                      | -  | -        | 2 169 665          | 2 169 665          |
| 021 Salam Babaris        | 6                                       | -  | -        | 41 020 561         | 41 020 561         |
| 030 Tapin Tengah         | 17                                      | -  | -        | 74 489 620         | 74 489 620         |
| 040 Bungur               | 12                                      | -  | -        | 34 317 120         | 34 317 120         |
| 050 Piani                | 8                                       | -  | -        | 25 947 075         | 25 947 075         |
| 060 Lokpaikat            | 8                                       | -  | -        | 37 418 804         | 37 418 804         |
| 070 Tapin Utara          | 12                                      | -  | -        | 5 109 550          | 5 109 550          |
| 080 Bakarangan           | 12                                      | -  | -        | 3 165 000          | 3 165 000          |
| 090 Candi Laras Selatan  | 12                                      | -  | -        | 12 273 020         | 12 273 020         |
| 100 Candi Laras Utara    | 13                                      | -  | -        | 13 804 551         | 13 804 551         |
| <b>Tapin</b>             | <b>126</b>                              | <b>-</b>   | <b>-</b> | <b>337 818 086</b> | <b>337 818 086</b> |

Sumber/Source: Badan Pemberdayaan Masyarakat dan Pemerintahan Desa (BPMPD)/ Social Development and Village Governmental Board



# Bab

Chapter

# Populasi & Ketenagakerjaan

Population and Employment

## 3

## JUMLAH PENDUDUK KABUPATEN TAPIN



96.829  
jiwa  
(50.25%)



95.867  
jiwa  
(49.75%)

192.696  
jiwa

## PENDUDUK KABUPATEN TAPIN BEKERJA

Jumlah penduduk yang bekerja di Kabupaten Tapin Tahun 2021 sebanyak 97.354.

17.230  
Industri

41.287  
Jasa

38.837  
Pertanian





**PENJELASAN TEKNIS**

**TECHNICAL NOTES**

- Salah satu sumber data kependudukan adalah sensus penduduk yang dilaksanakan setiap sepuluh tahun sekali. Sensus penduduk telah dilaksanakan sebanyak tujuh kali sejak Indonesia merdeka, yaitu tahun 1961, 1971, 1980, 1990, 2000, 2010, dan 2020. Keenam sensus penduduk sebelumnya dilaksanakan dengan menggunakan metode tradisional, yaitu mencatat setiap penduduk dari rumah ke rumah. Pertama kalinya dalam sejarah sensus penduduk di Indonesia, Sensus Penduduk 2020 (SP2020) menggunakan metode kombinasi yaitu dengan memanfaatkan data Administrasi Kependudukan (Admindex) dari Direktorat Jenderal Kependudukan dan Pencatatan Sipil (Ditjen Dukcapil) Kementerian Dalam Negeri (Kemendagri) sebagai data dasar pelaksanaan SP2020. Hal ini dirancang dan dilaksanakan sebagai upaya untuk mewujudkan "SATU DATA KEPENDUDUKAN INDONESIA".

SP2020 mencakup seluruh penduduk yang tinggal di wilayah teritorial Indonesia, mencakup Warga Negara Indonesia (WNI) dan Warga Negara Asing (WNA) yang telah menetap atau berencana menetap di wilayah

- One of the sources of demographic data is population census, which is conducted every ten years. Population Census has been conducted seven times since Indonesia's independence: 1961, 1971, 1980, 1990, 2000, 2010, and 2020.*

*The previous six population censuses were carried out using the traditional method, canvassing each person door-to-door. For the first time in the history of the population census in Indonesia, the 2020 Population Census (PC2020) used a combined method, that is utilizing Population Administration data managed by the Directorate General of Population and Civil Registration of the Ministry of Home Affairs as the basic data for the population census. This is designed and implemented as an effort to realize "ONE INDONESIAN POPULATION DATA".*

*PC2020 covered all residents who live in Indonesia's territory, including Indonesian citizens (WNI) and foreign citizens (WNA) who have stayed or plan to stay in Indonesian territory for at least one year. The Indonesian citizens who are covered also include those who are abroad, namely members of the*

Indonesia selama minimal satu tahun. WNI yang dicakup juga termasuk mereka yang berada di luar negeri, yaitu Anggota Korps Diplomatik Republik Indonesia beserta keluarganya di luar negeri dan Anggota TNI/POLRI beserta keluarganya yang sedang melakukan misi perdamaian di luar negeri.

Untuk tahun yang tidak dilaksanakan sensus penduduk, data kependudukan diperoleh dari hasil proyeksi penduduk. Proyeksi penduduk merupakan suatu perhitungan ilmiah yang didasarkan pada asumsi dari komponen-komponen perubahan penduduk, yaitu kelahiran, kematian, dan migrasi (migrasi internasional dan migrasi risen antar provinsi). Proyeksi penduduk interim 2020-2023 dihitung menggunakan data dasar penduduk hasil perapihan umur dari data Administrasi Kependudukan dan SP2020 dengan menggunakan asumsi Angka Kelahiran Total sejak tahun 2020 konstan 2,1 (sesuai Proyeksi Survei Penduduk antar Sensus (SUPAS) 2015-2045), Angka Kematian Bayi (AKB) meneruskan hasil Proyeksi SUPAS 2015-2045, dan pola migrasi 2020 sama dengan pola migrasi hasil SUPAS 2015.

*Diplomatic Corps of the Republic of Indonesia and their families abroad and members of the TNI/POLRI and their families who are carrying out Peacekeeping Missions abroad.*

*For the periods besides the census year, population projection is applied to estimate population for those years. The population projection is an estimation based on the demographic components, such as birth, death, and migration (international migration and recent migration). The interim population projection for 2020-2023 is calculated from the single age smoothed combined from Population Administration Data and the 2020 Population Census. It uses the assumption that the Total Fertility Rate (TFR) since 2020 is constant at 2.1 (according to the population projection of 2015-2045 Intercensal Population Survey (SUPAS)), Infant Mortality Rate (IMR) continues the results of the 2015-2045 SUPAS Projection, and the 2020 migration pattern is the same as the pattern of migration in SUPAS2015 results.*

*The data presented in this publication are the PC2020 results (September) and the 2020-2023 interim population projection results (midyear/June).*

Dalam publikasi ini, data yang

2. **The population of Indonesia are**

disajikan merupakan hasil SP2020 (September), dan hasil proyeksi penduduk interim 2020-2023 (pertengahan tahun/Juni).

2. **Penduduk Indonesia** adalah semua orang yang berdomisili di wilayah teritorial Indonesia, mencakup Warga Negara Indonesia (WNI) dan Warga Negara Asing (WNA) yang telah menetap selama satu tahun atau lebih atau berencana menetap di wilayah Indonesia selama minimal satu tahun. Pada sensus sebelumnya referensi waktu dalam konsep kependudukan adalah enam bulan. Perubahan ini didasari oleh UU No. 24 Tahun 2013 tentang Perubahan atas UU No. 23 Tahun 2006 tentang Administrasi Kependudukan pada Pasal 15.
3. **Laju pertumbuhan penduduk** per tahun adalah angka yang menunjukkan rata-rata tingkat penambahan penduduk per tahun dalam jangka waktu tertentu. Angka ini dinyatakan sebagai persentase dari penduduk dasar. Metode penghitungan laju pertumbuhan penduduk yang digunakan oleh BPS adalah metode geometrik.
4. **Kepadatan penduduk** adalah ukuran persebaran penduduk yang menunjukkan jumlah penduduk untuk setiap kilometer

*all people who live in Indonesia's territory, including Indonesian citizens and foreign citizens who have lived for one year or more or plan to stay in Indonesia territory for at least one year. In the previous census the time reference in the population concept was six months. This change is based on Law no.24 of 2013 concerning Amendments to Law no. 23 of 2006 concerning Population Administration in Article 15.*

3. **Annual population growth rate** is a number that shows the average rate of population growth per year in a certain period. This rate is a percentage of the basic population. The method used by Statistics Indonesia is the geometric method
4. **Population density** is a measure of the distribution of the population which shows the total population for each square kilometer of area.
5. **Sex ratio** is the ratio between total male population and female population in a certain area and at a certain time, which is usually stated in the number of male residents per 100 females.



persegi luas wilayah.

5. **Rasio jenis kelamin** adalah perbandingan antara jumlah penduduk laki-laki dan jumlah penduduk perempuan pada suatu daerah dan waktu tertentu, yang biasanya dinyatakan dalam banyaknya penduduk laki-laki per 100 perempuan.

<https://tapinkab.bps.go.id>

**ULASAN**

**DESCRIPTION**

**Kependudukan**

Penduduk Kabupaten Tapin berdasarkan Hasil Proyeksi Pertengahan tahun 2021 sebanyak 191.801. Dibandingkan dengan jumlah penduduk hasil Sensus Penduduk tahun 2020, penduduk Tapin mengalami pertumbuhan sebesar 1,23 persen. Sementara itu rasio jenis kelamin penduduk laki-laki terhadap penduduk perempuan tahun 2021 sebesar 102.

Kepadatan penduduk di Kabupaten Tapin tahun 2021 mencapai 88 jiwa/km<sup>2</sup>. Kepadatan Penduduk di 12 kecamatan cukup beragam dengan kepadatan penduduk tertinggi terletak di Kecamatan Tapin Utara dengan kepadatan sebesar 792 jiwa/km<sup>2</sup> dan terendah di Kecamatan Candi Laras Utara sebesar 25 jiwa/km<sup>2</sup>.

**Ketenagakerjaan**

Jumlah Pencari Kerja Terdaftar di Kabupaten Tapin Pada Dinas Sosial dan Tenaga Kerja Kabupaten Tapin pada Tahun 2021 sebesar 1.241 pekerja dengan penurunan sebesar 28,51 persen dibanding tahun 2020.

Proporsi terbesar pencari kerja yang mendaftar pada dinas Sosial dan Tenaga Kerja berpendidikan terakhir SMA yaitu sebesar 73,89 persen (917 pekerja).

Sementara itu menurut kecamatan, jumlah pencari kerja terbanyak berada di Kecamatan Tapin Utara sebanyak 180 orang.

**Population**

*Tapin population based on 2021 Population Census were 189.475 peoples. This compares with a total Tapin Population in 2010, the population growth of Tapin is 1,29. While the sex ratio of the male population towards the female population in 2021 is 102.*

*Population density of Tapin Regency in 2021 reached 88 people/km<sup>2</sup>. Population density in 12 Sub-Districts are quite diverse with the highest population density of Sub-District is located in the Sub-District Tapin Utara with the number of density are 792 people/km<sup>2</sup> and the lowest in Sub-District Candi Laras Utara with 25 people/km<sup>2</sup>.*

**Employment**

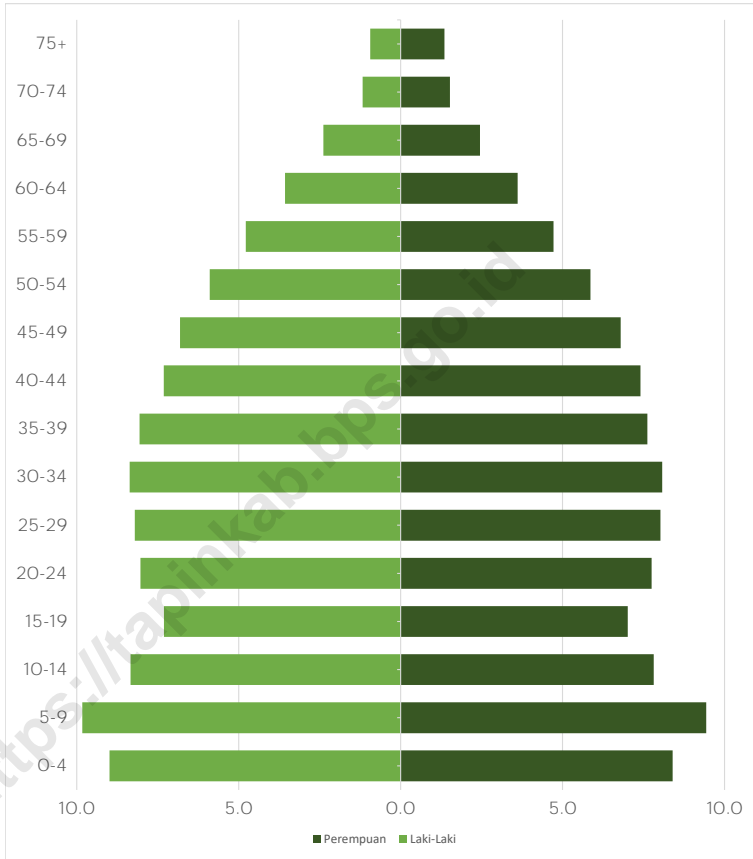
*Number of Job Seekers Registered in Social and Labor Services of Tapin Regency in 2021 were 1.241 employee which has decreased 28,51 percent since 2020.*

*The largest proportion of job seekers' educational attainment registered in Social and Labor Services of Tapin Regency is Senior High School by 73,89 percent (917 workers).*

*Meanwhile, according to Sub-District, the highest number of job seekers are located in Tapin Utara Sub-District (180 people).*

**Gambar** 3.1  
**Figures**

**Piramida Penduduk di Kabupaten Tapin, 2021**  
**Population Pyramid in Tapin Regency, 2021**



Sumber/Source: Hasil Perapihan Umur dari Data Administratif dan SP2021 (September)/The Result of Smoothing Single Year of Age from Administrative Data and the 2021 Population Census (September)

**3.1 PENDUDUK  
POPULATION**

**Tabel 3.1.1 Penduduk, Laju Pertumbuhan Penduduk, Distribusi Persentase Penduduk, Kepadatan Penduduk, Rasio Jenis Kelamin Penduduk Menurut Kecamatan di Kabupaten Tapin, 2010 dan 2021**  
*Population, Population Growth Rate, Percentage Distribution of Population, Population Density, and Population Sex Ratio by Subdistrict in Tapin Regency, 2010 and 2021*

| Kecamatan<br>Subdistrict | Penduduk<br>Population |                   | Laju Pertumbuhan Penduduk per<br>Tahun<br>Annual Population Growth Rate (%) |                        |
|--------------------------|------------------------|-------------------|---|------------------------|
|                          | 2020 <sup>1</sup>      | 2021 <sup>2</sup> | 2010-2020 <sup>3</sup>  | 2020-2021 <sup>4</sup> |
| (1)                      | (2)                    | (3)               | (4)   | (5)                    |
| 010 Binuang              | 31 28                  | 31 683            | 1.33  | 1.36                   |
| 011 Hatungun             | 9 256                  | 9 388             | 1.39  | 1.43                   |
| 020 Tapin Selatan        | 20 369                 | 20 622            | 1.21  | 1.24                   |
| 021 Salam Babaris        | 11 858                 | 11 942            | 0.67  | 0.71                   |
| 030 Tapin Tengah         | 21 195                 | 21 583            | 1.80  | 1.83                   |
| 040 Bungur               | 13 246                 | 13 419            | 1.27  | 1.31                   |
| 050 Piani                | 5 770                  | 5 813             | 0.71  | 0.75                   |
| 060 Lokpaikat            | 11 580                 | 11 882            | 2.58  | 2.61                   |
| 070 Tapin Utara          | 25 396                 | 25 628            | 0.88  | 0.91                   |
| 080 Bakarangan           | 10 047                 | 10 200            | 1.49  | 1.52                   |
| 090 Candi Laras Selatan  | 12 362                 | 12 396            | 0.24  | 0.28                   |
| 100 Candi Laras Utara    | 17 138                 | 17 245            | 0.59  | 0.62                   |
| <b>Tapin</b>             | <b>189 475</b>         | <b>191 801</b>    | <b>1.18</b>   | <b>1.23</b>            |

Lanjutan Tabel/*Continued Table 3.1.1*

| Kecamatan<br>Subdistrict | Persentase Penduduk<br>Percentage of Total Population |                   | Kepadatan Penduduk per km <sup>5</sup><br>Population Density per sq.km |                   |
|--------------------------|---|-------------------|--|-------------------|
|                          | 2020 <sup>1</sup>                                     | 2021 <sup>2</sup> | 2020 <sup>1</sup>  | 2021 <sup>2</sup> |
| (1)                      | (6)   | (7)               | (8)  | (9)               |
| 010 Benuang              | 16.50   | 16.52             | 207  | 239               |
| 011 Hatungun             | 4.89  | 4.89              | 116  | 98                |
| 020 Tapin Selatan        | 10.75   | 10.75             | 119  | 134               |
| 021 Salam Babaris        | 6.26  | 6.23              | 198  | 164               |
| 030 Tapin Tengah         | 11.19   | 11.25             | 69   | 70                |
| 040 Bungur               | 6.99  | 7.00              | 148  | 147               |
| 050 Piani                | 3.05  | 3.03              | 30   | 29                |
| 060 Lokpaikat            | 6.11  | 6.19              | 109  | 127               |
| 070 Tapin Utara          | 13.40   | 13.36             | 779  | 792               |
| 080 Bakarangan           | 5.30  | 5.32              | 143  | 163               |
| 090 Candi Laras Selatan  | 6.52  | 6.46              | 45   | 50                |
| 100 Candi Laras Utara    | 9.04  | 8.99              | 28   | 25                |
| <b>Tapin</b>             | <b>100.00</b>   | <b>100.00</b>     | <b>88</b>  | <b>88</b>         |

Lanjutan Tabel/*Continued Table* 3.1.1

| Kecamatan<br><i>Subdistrict</i> | Rasio Jenis Kelamin<br><i>Population Sex Ratio</i> |                   |
|---------------------------------|--|-------------------|
|                                 | 2020 <sup>1</sup>                                  | 2021 <sup>2</sup> |
| (1)                             | (6)  |                   |
| 010 Benuang                     | 100  | 100               |
| 011 Hatungun                    | 100  | 100               |
| 020 Tapin Selatan               | 98   | 98                |
| 021 Salam Babaris               | 107  | 107               |
| 030 Tapin Tengah                | 108  | 108               |
| 040 Bungur                      | 99   | 99                |
| 050 Piani                       | 106  | 106               |
| 060 Lokpaikat                   | 99   | 99                |
| 070 Tapin Utara                 | 99   | 99                |
| 080 Bakarangan                  | 102  | 102               |
| 090 Candi Laras Selatan         | 104  | 104               |
| 100 Candi Laras Utara           | 110  | 110               |
| <b>Tapin</b>                    | <b>102</b>   | <b>102</b>        |

Catatan/*Note*: <sup>1</sup> Hasil Sensus Penduduk (SP) 2020 (September)/*The Result of 2020 Population Census (September)*

<sup>2</sup> Hasil Proyeksi Penduduk Interim 2020–2023 (Pertengahan tahun/Juni)/*The result of Interim Population Projection 2020–2023 (mid year/June)*

<sup>3</sup> Laju pertumbuhan penduduk dihitung berdasarkan penduduk tahun 2010 (Mei) dibandingkan dengan penduduk tahun 2020

(September)/ *The growth rate refers to the change of the population in 2010 (May) to the population in 2020 (September)*

<sup>4</sup> Laju pertumbuhan penduduk dihitung berdasarkan penduduk tahun 2020 (September) dibandingkan dengan penduduk tahun 2021

(Juni)/ *The growth rate refers to the change of the population in 2020 (September) to the population in 2021 (June)*

<sup>5</sup> Luas provinsi berdasarkan Peraturan Menteri Dalam Negeri Nomor 72 Tahun 2019 tanggal 25 Oktober 2019/*Province area Based on Minister of Home Affairs Regulation Number 72/2019, October 25<sup>th</sup>, 2019*

Sumber/*Source*: BPS dan Kementerian Dalam Negeri/*BPS-Statistics Indonesia and Ministry of Home Affairs*

**Tabel**  
**Table** 3.1.2**Jumlah Penduduk Kelamin Penduduk Menurut Kelompok Umur dan Jenis Kelamin di Kabupaten Tapin, 2021**  
**Population by Age Groups and Gender in Tapin Regency, 2021**

| Kelompok Umur<br>Age Groups | Jenis kelamin<br>Gender |                     | Jumlah<br>Total |
|-----------------------------|-------------------------|---------------------|-----------------|
|                             | Laki-Laki<br>Male       | Perempuan<br>Female |                 |
| (1)                         | (2)                     | (3)                 | (4)             |
| 0-4                         | 8 717                   | 8 144               | 16 861          |
| 5-9                         | 9 528                   | 9 147               | 18 675          |
| 10-14                       | 8 083                   | 7 576               | 15 659          |
| 15-19                       | 7 084                   | 6 799               | 13 883          |
| 20-24                       | 7 788                   | 7 511               | 15 299          |
| 25-29                       | 7 958                   | 7 774               | 15 732          |
| 30-34                       | 8 111                   | 7 829               | 15 940          |
| 35-39                       | 7 814                   | 7 385               | 15 199          |
| 40-44                       | 7 091                   | 7 177               | 14 268          |
| 45-49                       | 6 604                   | 6 587               | 13 191          |
| 50-54                       | 5 713                   | 5 679               | 11 392          |
| 55-59                       | 4 638                   | 4 576               | 9 214           |
| 60-64                       | 3 459                   | 3 503               | 6 962           |
| 65-69                       | 2 314                   | 2 377               | 4 691           |
| 70-74                       | 1 138                   | 1 475               | 2 613           |
| 75+                         | 912                     | 1 310               | 2 222           |
| <b>Jumlah</b>               | <b>96 952</b>           | <b>94 849</b>       | <b>191 801</b>  |

Catatan/Note: Hasil Proyeksi Penduduk Interim 2020–2023 (Pertengahan tahun/Juni)/ *The result of Interim Population Projection 2020–2023 (mid year/June)*

Sumber/Source: BPS/ *BPS-Statistics Indonesia*

**Tabel**  
**Table** 3.1.3

**Jumlah Keluarga Menurut Kecamatan di Kabupaten Tapin,  
2020 dan 2021**  
*Number of Family by Subdistrict in Tapin Regency, 2020 and  
2021*

| Kecamatan<br>Subdistrict | 2020          | 2021          |
|--------------------------|---------------|---------------|
| (1)                      | (2)           | (3)           |
| 010 Benuang              | 10 188        | 10 345        |
| 011 Hatungun             | 6 903         | 7 046         |
| 020 Tapin Selatan        | 6 993         | 7 178         |
| 021 Salam Babaris        | 8 386         | 8 559         |
| 030 Tapin Tengah         | 4 369         | 4 406         |
| 040 Bungur               | 5 905         | 6 027         |
| 050 Piani                | 3 575         | 3 708         |
| 060 Lokpaikat            | 2 071         | 2 156         |
| 070 Tapin Utara          | 4 485         | 4 621         |
| 080 Bakarangan           | 3 935         | 4 062         |
| 090 Candi Laras Selatan  | 4 179         | 4 206         |
| 100 Candi Laras Utara    | 3 203         | 3 252         |
| <b>Tapin</b>             | <b>64 192</b> | <b>65 566</b> |

Sumber/Source: Dinas Kependudukan dan Catatan Sipil Kabupaten Tapin/ Department of Population Civil Registration of Tapin Regency



**Tabel**  
**Table** 3.1.4

**Penerbitan Akte Kelahiran Menurut Jenis Akte Kelahiran dan Bulan di Kabupaten Tapin, 2021**  
**Birth Certificate Published by Months and Types of Birth Certificate in Tapin Regency, 2021**

| Bulan<br>Month          | Akte Kelahiran<br>Birth Certificate                  |  |                          | Jumlah<br>Total |
|-------------------------|--|--|--------------------------|-----------------|
|                         | SK Kepala Dinas<br>Decision of Head<br>of Department | Penetapan<br>Pengadilan<br>Negeri<br>Determination<br>of the District<br>Court | Perbaikan<br>Improvement |                 |
| (1)                     | (2)  | (3)  | (4)                      | (5)             |
| 01. Januari/January     | 352  | 4  | 4                        | 360             |
| 02. Pebruari/February   | 367  | 3  | 3                        | 373             |
| 03. Maret/March         | 369  | 5  | 5                        | 379             |
| 04. April/April         | 405  | 5  | 5                        | 415             |
| 05. Mei/May             | 395  | 2  | 2                        | 399             |
| 06. Juni/June           | 707  | 4  | 4                        | 715             |
| 07. Juli/July           | 542  | 4  | 4                        | 550             |
| 08. Agustus/August      | 394  | 3  | 2                        | 399             |
| 09. September/September | 355  | 4  | 4                        | 363             |
| 10. Oktober/October     | 390  | 6  | 6                        | 402             |
| 11. Nopember/November   | 437  | 5  | 5                        | 447             |
| 12. Desember/December   | 470  | 2  | 2                        | 474             |
| <b>Jumlah</b>           | <b>5 183</b>   | <b>47</b>  | <b>46</b>                | <b>5 276</b>    |

Catatan/Note: - Kolom 2 Akta Lahir yang Terbit  
- Kolom 3 Akta Lahir Perubahan Nama dan Pengangkatan Anak dengan Penetapan Pengadilan  
- Kolom 4 Akta Lahir yang Diperbaiki

Sumber/Source: Dinas Kependudukan dan Catatan Sipil Kabupaten Tapin/ Department of Population Civil Registration of Tapin Regency

**Tabel**  
**Table** 3.1.5

**Penerbitan Akte Kelahiran Menurut Jenis Akte Kelahiran dan Kecamatan di Kabupaten Tapin, 2021**  
**Birth Certificate Published by Types of Birth Certificate and Sub District in Tapin Regency, 2021**

| Kecamatan<br>Sub District | Akte Kelahiran<br>Birth Certificate                  |  |                          | Jumlah<br>Total |
|---------------------------|--|--|--------------------------|-----------------|
|                           | SK Kepala Dinas<br>Decision of Head<br>of Department | Penetapan<br>Pengadilan<br>Negeri<br>Determination<br>of the District<br>Court | Perbaikan<br>Improvement |                 |
| (1)                       | (2)  | (3)  | (4)                      | (5)             |
| 010 Binuang               | 761  | 12   | 12                       | 785             |
| 011 Hatungun              | 592  | 8  | 8                        | 608             |
| 020 Tapin Selatan         | 610  | 4  | 4                        | 618             |
| 021 Salam Babaris         | 661  | 3  | 3                        | 667             |
| 030 Tapin Tengah          | 387  | 4  | 4                        | 395             |
| 040 Bungur                | 501  | -  | -                        | 501             |
| 050 Piani                 | 353  | 3  | 2                        | 358             |
| 060 Lokpaikat             | 163  | 2  | 2                        | 167             |
| 070 Tapin Utara           | 333  | 2  | 2                        | 337             |
| 080 Bakarangan            | 290  | 4  | 4                        | 298             |
| 090 Candi Laras Selatan   | 292  | 1  | 1                        | 294             |
| 100 Candi Laras Utara     | 240  | 4  | 4                        | 248             |
| <b>Jumlah</b>             | <b>5 183</b>   | <b>47</b>  | <b>46</b>                | <b>5 276</b>    |

Sumber/Source: Dinas Kependudukan dan Catatan Sipil Kabupaten Tapin/ Department of Population Civil Registration of Tapin Regency

**Tabel 3.1.6** Penerbitan Akte Menurut Bulan dan Jenis Akte di Kabupaten Tapin, 2021  
**Table 3.1.6** Certificate Published by Months and Types of Certificate in Tapin Regency, 2021

| Bulan<br>Month          | Akte Kelahiran<br>Birth Certificate |                   |                        |                       |                    |
|-------------------------|-------------------------------------|-------------------|------------------------|-----------------------|--------------------|
|                         | Kelahiran<br>Birth                  | Kematian<br>Death | Perkawinan<br>Marriage | Perceraian<br>Divorce | Adopsi<br>Adoption |
| (1)                     | (2)                                 | (3)               | (4)                    | (5)                   | (6)                |
| 01. Januari/January     | 352                                 | 111               | -                      | -                     | -                  |
| 02. Pebruari/February   | 367                                 | 50                | 1                      | -                     | -                  |
| 03. Maret/March         | 369                                 | 78                | 3                      | -                     | -                  |
| 04. April/April         | 405                                 | 62                | 1                      | -                     | -                  |
| 05. Mei/May             | 395                                 | 51                | -                      | -                     | -                  |
| 06. Juni/June           | 707                                 | 76                | -                      | -                     | -                  |
| 07. Juli/July           | 542                                 | 114               | 1                      | -                     | -                  |
| 08. Agustus/August      | 394                                 | 84                | 16                     | -                     | 1                  |
| 09. September/September | 355                                 | 90                | 10                     | -                     | -                  |
| 10. Oktober/October     | 390                                 | 115               | 1                      | -                     | -                  |
| 11. Nopember/November   | 437                                 | 148               | 16                     | -                     | -                  |
| 12. Desember/December   | 470                                 | 292               | 3                      | -                     | -                  |
| <b>Jumlah</b>           | <b>5,183</b>                        | <b>1,271</b>      | <b>52</b>              | <b>-</b>              | <b>1</b>           |

Sumber/Source: Dinas Kependudukan dan Catatan Sipil Kabupaten Tapin/ Department of Population Civil Registration of Tapin Regency

**Tabel** 3.1.7  
**Table**

**Penerbitan Akte Kelahiran Menurut Bulan dan Jenis Akte di Kabupaten Tapin, 2021**  
*Birth Certificate Published by Month and Types of Birth Certificate in Tapin Regency, 2021*

| Kecamatan<br>Sub District | Akte Kelahiran<br>Birth Certificate |                       | Jumlah<br>Total |
|---------------------------|-------------------------------------|-----------------------|-----------------|
|                           | Akte Bayar<br>Pay For               | Akte Gratis<br>Perdeo |                 |
| (1)                       | (2)                                 | (3)                   | (4)             |
| 010 Benuang               | -                                   | 352                   | 352             |
| 011 Hatungun              | -                                   | 367                   | 367             |
| 020 Tapin Selatan         | -                                   | 369                   | 369             |
| 021 Salam Babaris         | -                                   | 405                   | 405             |
| 030 Tapin Tengah          | -                                   | 395                   | 395             |
| 040 Bungur                | -                                   | 707                   | 707             |
| 050 Piani                 | -                                   | 542                   | 542             |
| 060 Lokpaikat             | -                                   | 394                   | 394             |
| 070 Tapin Utara           | -                                   | 355                   | 355             |
| 080 Bakarangan            | -                                   | 390                   | 390             |
| 090 Candi Laras Selatan   | -                                   | 437                   | 437             |
| 100 Candi Laras Utara     | -                                   | 470                   | 470             |
| <b>Jumlah</b>             | -                                   | <b>5 183</b>          | <b>5 183</b>    |

Catatan/Notes: Seluruh Pelayanan Disdukcapiil Gratis/ All Disdukcapiil Services are Free

Sumber/Source: Dinas Kependudukan dan Catatan Sipil Kabupaten Tapin/ Department of Population Civil Registration of Tapin Regency

**Tabel 3.1.8** Penerbitan Akte Kelahiran Menurut Kecamatan dan Jenis Kelamin di Kabupaten Tapin, 2021  
*Birth Certificate Published by Sub-District and Gender in Tapin Regency, 2021*

| Kecamatan<br>Sub District | Laki-Laki<br>Male | Perempuan<br>Female | Jumlah<br>Total |
|---------------------------|-------------------|---------------------|-----------------|
| (1)                       | (2)               | (3)                 | (4)             |
| 010 Benuang               | 394               | 367                 | 761             |
| 011 Hatungun              | 308               | 284                 | 592             |
| 020 Tapin Selatan         | 333               | 277                 | 610             |
| 021 Salam Babaris         | 332               | 329                 | 661             |
| 030 Tapin Tengah          | 200               | 187                 | 387             |
| 040 Bungur                | 293               | 208                 | 501             |
| 050 Piani                 | 182               | 171                 | 353             |
| 060 Lokpaikat             | 90                | 73                  | 163             |
| 070 Tapin Utara           | 162               | 171                 | 333             |
| 080 Bakarangan            | 149               | 141                 | 290             |
| 090 Candi Laras Selatan   | 140               | 152                 | 292             |
| 100 Candi Laras Utara     | 118               | 122                 | 240             |
| <b>Jumlah</b>             | <b>2,701</b>      | <b>2,482</b>        | <b>5,183</b>    |

Sumber/Source: Dinas Kependudukan dan Catatan Sipil Kabupaten Tapin/ Department of Population Civil Registration of Tapin Regency

**Tabel**  
**Table** 3.1.9

**Penerbitan Akte Kelahiran Menurut Bulan dan Jenis Kelamin di Kabupaten Tapin, 2021**  
*Birth Certificate Published by Months and Gender in Tapin Regency, 2021*

| Bulan<br>Month          | Laki-Laki<br>Male | Perempuan<br>Female | Jumlah<br>Total |
|-------------------------|-------------------|---------------------|-----------------|
| (1)                     | (2)               | (3)                 | (4)             |
| 01. Januari/January     | 180               | 172                 | 352             |
| 02. Pebruari/February   | 190               | 177                 | 367             |
| 03. Maret/March         | 186               | 183                 | 369             |
| 04. April/April         | 220               | 185                 | 405             |
| 05. Mei/May             | 202               | 193                 | 395             |
| 06. Juni/June           | 365               | 342                 | 707             |
| 07. Juli/July           | 296               | 246                 | 542             |
| 08. Agustus/August      | 201               | 193                 | 394             |
| 09. September/September | 185               | 170                 | 355             |
| 10. Oktober/October     | 198               | 192                 | 390             |
| 11. Nopember/November   | 240               | 197                 | 437             |
| 12. Desember/December   | 238               | 232                 | 470             |
| <b>Jumlah</b>           | <b>2 701</b>      | <b>2 482</b>        | <b>5 183</b>    |

Sumber/Source: Dinas Kependudukan dan Catatan Sipil Kabupaten Tapin/ Department of Population Civil Registration of Tapin Regency

### 3.2 KETENAGAKERJAAN EMPLOYMENT

**Tabel 3.2.1** Jumlah Penduduk Berumur 15 Tahun Ke Atas Menurut Jenis Kegiatan Selama Seminggu yang Lalu dan jenis Kelamin di Kabupaten Tapin, 2021  
*Population Aged 15 Years and Over by Type of Activity during the Previous Week and Sex in Tapin, 2021*

| Kegiatan Utama<br><i>Main Activity</i>   | Jenis Kelamin<br><i>Sex</i> |                            | Jumlah<br><i>Total</i> |
|--|-----------------------------|----------------------------|------------------------|
|  | Laki-Laki<br><i>Male</i>    | Perempuan<br><i>Female</i> |                        |
| (1)  | (2)                         | (3)                        | (4)                    |
| <b>Angkatan kerja</b><br><i>Economically Active</i>  | <b>62 768</b>               | <b>39 664</b>              | <b>102 432</b>         |
| Bekerja/ <i>Working</i>  | 58 830                      | 38 524                     | 97 354                 |
| Pengangguran Terbuka/ <i>Unemployment</i>  | 3 938                       | 1 140                      | 5 078                  |
| <b>Bukan Angkatan Kerja</b><br><i>Economically Inactive</i>                                | <b>10 027</b>               | <b>33 217</b>              | <b>43 244</b>          |
| Sekolah/ <i>Attending School</i>   |                             |                            |                        |
| Mengurus Rumah tangga/ <i>Household</i>  |                             |                            |                        |
| Lainnya/ <i>Other</i>  |                             |                            |                        |
| <b>Jumlah Total</b>  | <b>72 795</b>               | <b>72 881</b>              | <b>145 676</b>         |
| <b>Tingkat Partisipasi Angkatan Kerja</b><br><i>Economically Active Participation Rate</i> | <b>86.23</b>                | <b>54.42</b>               | <b>70.31</b>           |
| <b>Tingkat Pengangguran</b><br><i>Unemployment Rate</i>                                    | <b>6.27</b>                 | <b>2.87</b>                | <b>4.96</b>            |

Sumber/*Source*: Badan Pusat Statistik Kabupaten Tapin (Sakernas, Agustus 2021)/ *BPS-Statistics of Tapin Regency (Sakernas, August 2021)*

**Tabel** 3.2.2  
**Table**

**Penduduk Berumur 15 Tahun ke Atas Menurut Pendidikan Tertinggi yang Ditamatkan dan Jenis Kegiatan Selama Seminggu yang Lalu di Kabupaten Tapin, 2021**  
*Population 15 Years of Age and Over by Educational Attainment and Type of Activity During the Previous Week in Tapin Regency, 2021*

| Pendidikan Tertinggi yang Ditamatkan <sup>1</sup><br>Educational Attainment <sup>1</sup> | Angkatan Kerja/Economically Active |  |   | Persentase Bekerja terhadap Angkatan Kerja<br>Percentage of Working to Economically Active |
|--|------------------------------------|--|---|--|
|  | Bekerja Working                    | Pengangguran <sup>2</sup><br>Unemployment <sup>2</sup> | Jumlah Angkatan Kerja<br>Total of Economically Active |  |
| (1)  | (2)                                | (3)  | (4)   | (5)  |
| 0  | 44 489                             | 1 330  | 45 819  | 97.1   |
| 1  | 18 844                             | 1 141  | 19 985  | 94.3   |
| 2  | 23 445                             | 2 176  | 25 621  | 91.5   |
| 3  | 10 576                             | 431  | 11 007  | 96.1   |
| <b>Jumlah/Total</b>  | <b>97 354</b>                      | <b>5 078</b>   | <b>102 432</b>  | <b>95.0</b>  |



Lanjutan Tabel/*Continued Table 3.2.2*

| Pendidikan Tertinggi yang Ditamatkan <sup>1</sup><br><i>Educational Attainment <sup>1</sup></i> | Bukan Angkatan Kerja<br><i>Not Economically Active</i> | Jumlah Total | Persentase Angkatan Kerja terhadap Penduduk Usia Kerja<br><i>Percentage of Economically Active to Working Age Population</i> |
|---|--|--------------|--|
| (1)   | (6)  | (7)          | (8)  |
| 0   | ...  | ...          | ...  |
| 1   | ...  | ...          | ...  |
| 2   | ...  | ...          | ...  |
| 3   | ...  | ...          | ...  |
| <b>Jumlah/Total</b>   | ...  | ...          | ...  |

Catatan/Note: <sup>1</sup> 0. ≤ Sekolah Dasar (SD)/≤ *Primary School*  
 1. Sekolah Menengah Pertama/*Junior High School*  
 2. Sekolah Menengah Atas/*Senior High School*  
 3. Perguruan Tinggi/*Collage*  
<sup>2</sup> 1. Mencari pekerjaan/*Looking for work*  
 2. Mempersiapkan usaha/*Establishing a new business/firm*  
 3. Merasa tidak mungkin mendapat pekerjaan/*Hopeless of job*  
 4. Sudah punya pekerjaan tetapi belum mulai bekerja/*Have a job in future start*

Sumber/Source: BPS, Survei Angkatan Kerja Nasional (Sakernas) Agustus/BPS-Statistics Indonesia, August National Labor Force Survey

**Tabel**  
**Table** 3.2.3

**Penduduk Berumur 15 Tahun Ke Atas yang Bekerja Selama Seminggu yang Lalu Menurut Status Pekerjaan Utama dan Jenis Kelamin di Kabupaten Tapin, 2021**  
*Population 15 Years of Age and Over who Worked During The Previous Week by Main Employment Status and Sex in Tapin Regency, 2021*

| <b>Status Pekerjaan Utama</b><br><i>Main Employment Status</i>   | <b>Laki-Laki</b><br><i>Male</i> | <b>Perempuan</b><br><i>Female</i> | <b>Jumlah</b><br><i>Total</i> |
|--|---------------------------------|-----------------------------------|-------------------------------|
| (1)  | (2)                             | (3)                               | (4)                           |
| Berusaha sendiri<br><i>Own account worker</i>  | 12 136                          | 11 470                            | 23 606                        |
| Berusaha dibantu buruh tidak tetap/buruh tidak dibayar<br><i>Employer assisted by temporary worker/unpaid worker</i> | 13 600                          | 5 596                             | 19 196                        |
| Berusaha dibantu buruh tetap/buruh dibayar<br><i>Employer assisted by permanent worker/paid worker</i>               | 2 199                           | 731                               | 2 930                         |
| Buruh/Karyawan/Pegawai/ <i>Employee</i>  | 20 716                          | 9 512                             | 30 228                        |
| Pekerja bebas<br><i>Casual worker</i>  | 6 309                           | 1 886                             | 8 195                         |
| Pekerja keluarga/tak dibayar<br><i>Family worker/unpaid worker</i>   | 3 870                           | 9 329                             | 13 199                        |
| <b>Jumlah/Total</b>  | <b>58 830</b>                   | <b>38 524</b>                     | <b>97 354</b>                 |

Sumber/Source: BPS, Survei Angkatan Kerja Nasional (Sakernas) Agustus/BPS-Statistics Indonesia, August National Labor Force Survey

**Tabel** 3.2.4 **Jumlah Penduduk Menurut Lapangan Usaha Utama di Kabupaten Tapin, 2020-2021**  
**Table** **Population by Main Industry in Tapin Regency, 2020-2021**

| Kegiatan<br>Activity     | Jumlah Penduduk<br>Population |               |
|--------------------------|-------------------------------|---------------|
|                          | 2020                          | 2021          |
| (1)                      | (2)                           | (3)           |
| 01 Pertanian/Agriculture | 39 539                        | 38 837        |
| 02 Industri/ Manufacture | 15 391                        | 17 230        |
| 03 Jasa/ Service         | 42 016                        | 41 287        |
| <b>Jumlah<br/>Total</b>  | <b>96 936</b>                 | <b>97 354</b> |

Sumber/Source: Badan Pusat Statistik Kabupaten Tapin (Sakernas, Agustus 2021)/ BPS-Statistics of Tapin Regency (Sakernas, August 2021)

**Tabel** 3.2.6  
**Table**

**Jumlah Penduduk Berumur 15 Tahun Ke Atas yang Bekerja Selama Seminggu yang Lalu Menurut Jumlah Jam Kerja Seluruhnya dan Sektor Pekerjaan di Kabupaten Tapin, 2021**

*Population Aged 15 Years and Over Who Worked During the Previous Week by Total Working Hours and Sector in Tapin Regency, 2021*

| Jumlah Jam Kerja Seluruhnya (jam)<br><i>Working Hours</i> | Sektor<br><i>Sector</i>         |                                  |                        | Jumlah<br><i>Total</i> |
|---|---------------------------------|----------------------------------|------------------------|------------------------|
|   | Pertanian<br><i>Agriculture</i> | Manufaktur<br><i>Manufacture</i> | Jasa<br><i>Service</i> |                        |
| (1)   | (2)                             | (3)                              | (4)                    | (5)                    |
| 0*  | 3 139                           | 278                              | 551                    | 3 968                  |
| 1-14  | 5 157                           | 477                              | 2 635                  | 8 269                  |
| 15-24   | 9 761                           | 1 610                            | 5 837                  | 17 208                 |
| 25-34   | 7 040                           | 1 422                            | 4 421                  | 12 883                 |
| 35-40   | 5 576                           | 2 418                            | 6 178                  | 14 172                 |
| 41+   | 8 164                           | 11 025                           | 21 665                 | 40 854                 |
| <b>Jumlah<br/><i>Total</i></b>                            | <b>38 837</b>                   | <b>17 230</b>                    | <b>41 287</b>          | <b>97 354</b>          |

Catatan/Note \*)Sementara tidak bekerja

Sumber/Source: Badan Pusat Statistik Kabupaten Tapin (Sakernas, Agustus 2021)/ *BPS-Statistics of Tapin Regency (Sakernas, August 2021)*

**Tabel**  
**Table** 3.2.7

**Jumlah Penduduk Berumur 15 Tahun Ke Atas yang Bekerja Selama Seminggu yang Lalu Menurut Jumlah Jam Kerja Pada Pekerjaan Utama dan Sektor Pekerjaan di Kabupaten Tapin, 2021**

**Population Aged 15 Years and Over Who Worked During the Previous Week by Total Working Hours on Main Work and Sector in Tapin Regency, 2021**

| Jumlah Jam Kerja Pada Pekerjaan Utama (jam)<br><i>Working Hours on Main Work (Hours)</i> | Sektor Sektor                   |                                  |                        | Jumlah Total  |
|--|---------------------------------|----------------------------------|------------------------|---------------|
|  | Pertanian<br><i>Agriculture</i> | Manufaktur<br><i>Manufacture</i> | Jasa<br><i>Service</i> |               |
| (1)  | (2)                             | (3)                              | (4)                    | (5)           |
| 0*   | 3 139                           | 278                              | 551                    | 3 968         |
| 1-14   | 5 157                           | 569                              | 2 691                  | 8 417         |
| 15-24  | 11 512                          | 1 925                            | 6 134                  | 19 571        |
| 25-34  | 7 197                           | 1 871                            | 4 812                  | 13 880        |
| 35-40  | 5 219                           | 2 163                            | 6 628                  | 14 010        |
| 41+  | 6 613                           | 10 424                           | 20 471                 | 37 508        |
| <b>Jumlah Total</b>  | <b>38 837</b>                   | <b>17 230</b>                    | <b>41 287</b>          | <b>97 354</b> |

Catatan/Note \*)Sementara tidak bekerja

Sumber/Source: Badan Pusat Statistik Kabupaten Tapin (Sakernas, Agustus 2020)/ BPS-Statistics of Tapin Regency (Sakernas, August 2021)

**Tabel**  
**Table** 3.2.8

**Banyaknya Pencari Kerja yang Terdaftar Menurut Tingkat Pendidikan di Kabupaten Tapin, 2021**  
*Number of Registered Job Seekers by Education in Tapin Regency, 2021*

| Kecamatan<br>Sub District | SD        | SLTP      | SLTA       | Sarjana<br>Muda | Sarjana<br>Lengkap | Jumlah       |
|---------------------------|-----------|-----------|------------|-----------------|--------------------|--------------|
| (1)                       | (2)       | (3)       | (4)        | (5)             | (6)                | (7)          |
| 010 Benuang               | 9         | 9         | 125        | 3               | 12                 | 158          |
| 011 Hatungun              | -         | 1         | 18         | -               | 2                  | 21           |
| 020 Tapin Selatan         | 4         | 7         | 160        | 4               | 12                 | 187          |
| 021 Salam Babaris         | 2         | 5         | 104        | -               | 10                 | 121          |
| 030 Tapin Tengah          | -         | 3         | 69         | 1               | 10                 | 83           |
| 040 Bungur                | 1         | 9         | 76         | -               | 5                  | 91           |
| 050 Piani                 | 2         | 4         | 38         | 1               | 2                  | 47           |
| 060 Lokpaikat             | 2         | 5         | 77         | 3               | 14                 | 101          |
| 070 Tapin Utara           | -         | 3         | 92         | 4               | 23                 | 122          |
| 080 Bakarangan            | 2         | -         | 45         | -               | 3                  | 50           |
| 090 Candi Laras Selatan   | -         | -         | 20         | 2               | 2                  | 24           |
| 100 Candi Laras Utara     | 2         | 2         | 31         | -               | 1                  | 36           |
| <b>TAPIN</b>              | <b>24</b> | <b>48</b> | <b>855</b> | <b>18</b>       | <b>96</b>          | <b>1 041</b> |

Sumber/Source: Dinas Tenaga Kerja Kabupaten Tapin/Labor Services of Tapin Regency

**Tabel**  
**Table** 3.2.9**Banyaknya Peserta Latihan Institusional LLK-UKM Rantau, 2021**  
**Number of Institutional Training Member of LLK-UKM Rantau, 2021**

| Jenis Kursus<br>Kind of Course | Target    | Lulus<br>Pass     |                     | Tidak Lulus<br>Do Not Pass |                     |
|--------------------------------|-----------|-------------------|---------------------|----------------------------|---------------------|
|                                |           | Laki-Laki<br>Male | Perempuan<br>Female | Laki-Laki<br>Male          | Perempuan<br>Female |
| (1)                            | (2)       | (3)               | (4)                 | (5)                        | (6)                 |
| 1. Salon Kecantikan            | 16        | -                 | 16                  | -                          | -                   |
| 2. Pembuatan Kue               | 32        | 1                 | 31                  | -                          | -                   |
| 3. Menjahit                    | -         | -                 | -                   | -                          | -                   |
| 4. Bordir                      | -         | -                 | -                   | -                          | -                   |
| 5. Las Listrik                 | 16        | 16                | -                   | -                          | -                   |
| 6. Sepeda Motor                | -         | -                 | -                   | -                          | -                   |
| 7. Mobil Bensin                | -         | -                 | -                   | -                          | -                   |
| 8. Instalasi Listrik           | -         | -                 | -                   | -                          | -                   |
| <b>Jumlah</b>                  | <b>64</b> | <b>17</b>         | <b>47</b>           | <b>0</b>                   | <b>0</b>            |

Sumber/Source: Dinas Tenaga Kerja Kabupaten Tapin/Labor Services of Tapin Regency

**Tabel**  
**Table** 3.2.10

**Banyaknya Peserta Latihan Non Institusional LLK-UKM yang Dapat Dimonitor dan Ditempatkan Rantau, 2021**  
**Number of Non Institutional Training Member Monitored and Placement of LLK-UKM Rantau, 2021**

| Jenis Kursus<br><i>Kind of Course</i> | Lulus<br>(Org) | Yang<br>Dimonitor | Ditempatkan/Bekerja |           |           |           |
|---------------------------------------|----------------|-------------------|---------------------|-----------|-----------|-----------|
|                                       |                |                   | Pemerintah          | Swasta    | Mandiri   | Jumlah    |
| (1)                                   | (2)            | (3)               | (4)                 | (5)       | (6)       | (7)       |
| 1. Pembuatan Kue                      | 32             | 10                | -                   | -         | 10        | 10        |
| 2. Salon Kecantikan                   | 16             | 5                 | -                   | 5         | -         | 5         |
| 3. Menjahit                           | -              | -                 | -                   | -         | -         | -         |
| 4. Bordir                             | -              | -                 | -                   | -         | -         | -         |
| 5. Las Listrik                        | 16             | 6                 | -                   | 6         | -         | 6         |
| 6. Sepeda Motor                       | -              | -                 | -                   | -         | -         | -         |
| 7. Mobil Bensin                       | -              | -                 | -                   | -         | -         | -         |
| 8. Instalasi Listrik                  | -              | -                 | -                   | -         | -         | -         |
| <b>Jumlah</b>                         | <b>64</b>      | <b>21</b>         | <b>0</b>            | <b>11</b> | <b>10</b> | <b>21</b> |

Sumber/Source: Dinas Tenaga Kerja Kabupaten Tapin/Labor Services of Tapin Regency



**Tabel 3.2.11** Banyaknya Peserta Latihan Instiusional LLK-UKM Rantau, 2021  
**Number of Institutional Training Member of LLK-UKM Rantau, 2021**

| Jenis Kursus<br>Kind of Course                    | Target     | Lulus<br>Pass     |                     | Tidak Lulus<br>Do Not Pass |                     |
|---|------------|-------------------|---------------------|----------------------------|---------------------|
|   |            | Laki-Laki<br>Male | Perempuan<br>Female | Laki-Laki<br>Male          | Perempuan<br>Female |
| (1)   | (2)        | (3)               | (4)                 | (5)                        | (6)                 |
| 1. Pengoperasian Komputer Dasar (TIK)             | 64         | 36                | 28                  | -                          | -                   |
| 2. Service Sepeda Motor Konvensional (Otomotif)   | 16         | 16                | -                   | -                          | -                   |
| 3. Menjahit Pakaian Dengan Mesin (Garmen Apparel) | 96         | 10                | 86                  | -                          | -                   |
| 4. Perakitan Komputer (TIK)                       | 16         | 14                | 2                   | -                          | -                   |
| 5. Desain Grafis                                  | 16         | 13                | 3                   | -                          | -                   |
| 6. Instalasi Listrik                              | -          | -                 | -                   | -                          | -                   |
| 7. Meubel Aluminium                               | -          | -                 | -                   | -                          | -                   |
| 8. Las Listrik                                    | 16         | 16                | -                   | -                          | -                   |
| <b>Jumlah</b>                                     | <b>224</b> | <b>105</b>        | <b>119</b>          | <b>0</b>                   | <b>0</b>            |

Sumber/Source: Dinas Tenaga Kerja Kabupaten Tapin/Labor Services of Tapin Regency

**Tabel**  
**Table** 3.2.12

**Banyaknya Peserta Latihan Institusional LLK-UKM yang  
Dapat Dimonitor dan Ditempatkan Rantau, 2021**  
*Number of Institutional Training Member Monitored and  
Placement of LLK-UKM Rantau, 2021*

| Jenis Kursus<br><i>Kind of Course</i>                  | Lulus<br>(Org) | Yang<br>Dimonitor | Ditempatkan/Bekerja |           |           | Jumlah    |
|--|----------------|-------------------|---------------------|-----------|-----------|-----------|
|  |                |                   | Pemerintah          | Swasta    | Mandiri   |           |
| (1)  | (2)            | (3)               | (4)                 | (5)       | (6)       | (7)       |
| 1 Desain Grafis  | 16             | 2                 | -                   | 2         | -         | 2         |
| 2 Service Sepeda Motor<br>Konvensional (Otomotif)      | 16             | 6                 | -                   | -         | 6         | 6         |
| 3 Menjahit Pakaian<br>Dengan Mesin (Garmen<br>Apparel) | 96             | 43                | 3                   | 5         | 35        | 43        |
| 4 Perakitan Komputer<br>(TIK)                          | 16             | 6                 | 1                   | 4         | 1         | 6         |
| 5 Pengoperasian<br>Komputer Dasar (TIK)                | 64             | 36                | 7                   | 14        | 15        | 36        |
| 6 Meubel Aluminium                                     | -              | -                 | -                   | -         | -         | 0         |
| 7 Las Listrik  | 16             | 6                 | -                   | 6         | -         | 6         |
| <b>Jumlah</b>  | <b>224</b>     | <b>99</b>         | <b>11</b>           | <b>31</b> | <b>57</b> | <b>99</b> |

Sumber/Source: Dinas Tenaga Kerja Kabupaten Tapin/Labor Services of Tapin Regency

**Tabel** 3.2.13 **Upah Minimum Regional (UMR) di Kabupaten Tapin, 2020 dan 2021**  
**Table** **Regional Minimum Wages in Tapin Regency, 2021-2021**

| Bulan<br>Month          | Upah Minimum Regional (UMR)<br>Minimum Wages (Rp) |                     |
|-------------------------|---|---------------------|
|                         | 2020  | 2021                |
| (1)                     | (2)   | (3)                 |
| 01. Januari/January     | 2 877 448,59                                      | 2 877 448,59        |
| 02. Pebruari/February   | 2 877 448,59                                      | 2 877 448,59        |
| 03. Maret/March         | 2 877 448,59                                      | 2 877 448,59        |
| 04. April/April         | 2 877 448,59                                      | 2 877 448,59        |
| 05. Mei/May             | 2 877 448,59                                      | 2 877 448,59        |
| 06. Juni/June           | 2 877 448,59                                      | 2 877 448,59        |
| 07. Juli/July           | 2 877 448,59                                      | 2 877 448,59        |
| 08. Agustus/August      | 2 877 448,59                                      | 2 877 448,59        |
| 09. September/September | 2 877 448,59                                      | 2 877 448,59        |
| 10. Oktober/October     | 2 877 448,59                                      | 2 877 448,59        |
| 11. Nopember/November   | 2 877 448,59                                      | 2 877 448,59        |
| 12. Desember/December   | 2 877 448,59                                      | 2 877 448,59        |
| <b>Jumlah</b>           | <b>2 877 448,59</b>                               | <b>2 877 448,59</b> |

Sumber/Source: Dinas Tenaga Kerja Kabupaten Tapin/Labor Services of Tapin Regency

**Tabel 3.2.14** Rata-Rata Kebutuhan Hidup Minimum Pekerja Lajang di Kabupaten Tapin, 2020 dan 2021  
**Table 3.2.14** *Average of Minimum Life Requirements of Unmarried Workers in Tapin Regency, 2020-2021*

| Bulan<br>Month          | Kebutuhan Hidup Pekerja Lajang<br>Minimum Life Requirements of Unmarried Workers (RP) |            |
|-------------------------|---|------------|
|                         | 2020  | 2021       |
| (1)                     | (2)   | (3)        |
| 01. Januari/January     | 2 850 426   | ...        |
| 02. Pebruari/February   | 2 850 426   | ...        |
| 03. Maret/March         | 2 883 856   | ...        |
| 04. April/April         | 2 864 062   | ...        |
| 05. Mei/May             | 2 864 062   | ...        |
| 06. Juni/June           | 2 965 625   | ...        |
| 07. Juli/July           | 2 897 023   | ...        |
| 08. Agustus/August      | 2 884 120   | ...        |
| 09. September/September | 2 884 511   | ...        |
| 10. Oktober/October     | 2 884 511   | ...        |
| 11. Nopember/November   | 2 892 975   | ...        |
| 12. Desember/December   | 2 892 975   | ...        |
| <b>Jumlah</b>           | <b>2 884 548</b>  | <b>...</b> |

Sumber/Source: Dinas Tenaga Kerja Kabupaten Tapin/Labor Services of Tapin Regency



# Bab

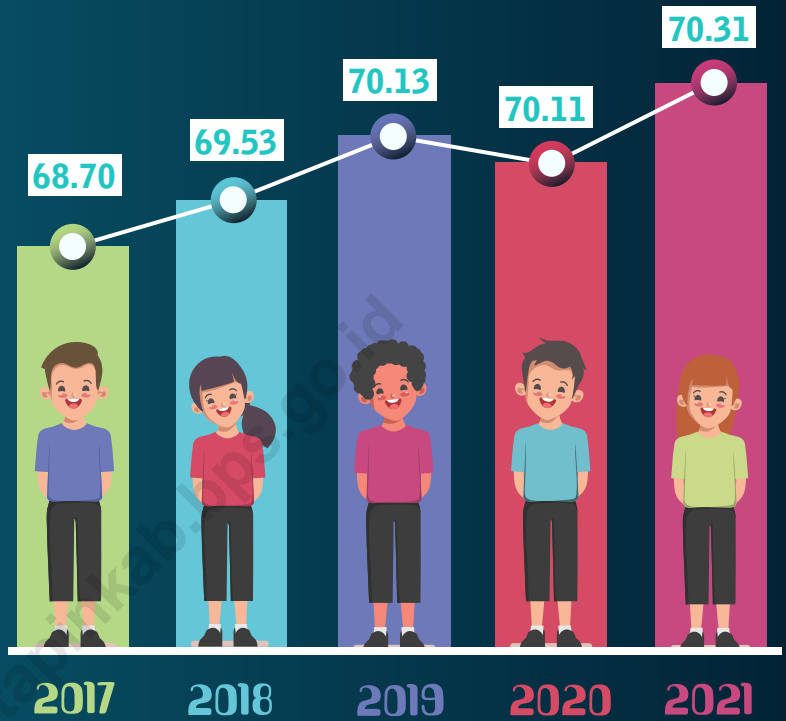
Chapter

# Sosial & kesejahteraan Rakyat

Social and Welfare

# 4

## IPM INDEKS PEMBANGUNAN MANUSIA KABUPATEN TAPIN 2021



## INDIKATOR KEMISKINAN

Persentase penduduk miskin di Kabupaten Tapin Tahun 2021 merupakan yang terkecil kedua di Provinsi Kalimantan Selatan

### Persentase Penduduk Miskin

3,60%

### Jumlah Penduduk Miskin

6.925 jiwa

### Garis Kemiskinan

Rp 459.160

### Indeks Kedalaman

0,28

### Indeks Keparahan

0,04

please  
HELP



**PENJELASAN TEKNIS**

1. **Tidak/belum pernah sekolah** adalah mereka yang tidak pernah atau belum pernah terdaftar dan tidak pernah atau belum pernah aktif mengikuti pendidikan di suatu jenjang pendidikan formal. Termasuk juga yang tamat/belum tamat taman kanak-kanak tetapi tidak melanjutkan ke sekolah dasar.
2. **Masih bersekolah** adalah mereka yang terdaftar dan aktif mengikuti pendidikan formal dan nonformal (Paket A, B, atau C), baik pendidikan dasar, menengah maupun pendidikan tinggi. Bagi mahasiswa yang sedang cuti dianggap masih bersekolah.
3. **Tidak bersekolah lagi** adalah mereka yang pernah terdaftar dan aktif mengikuti pendidikan di suatu jenjang pendidikan formal dan nonformal (Paket A, B, atau C), tetapi pada saat pencacahan tidak lagi terdaftar dan tidak aktif mengikuti pendidikan.
4. **Tamat sekolah** adalah menyelesaikan pelajaran yang ditandai dengan lulus ujian akhir pada kelas atau tingkat terakhir suatu jenjang pendidikan di sekolah negeri maupun swasta dengan mendapatkan tanda tamat belajar/ijazah. Seseorang yang belum mengikuti pelajaran

**TECHNICAL NOTES**

1. **Not/never attending school** is someone who has never attended or never been registered in a formal education, such as primary, secondary, and tertiary education. Those who just completed kindergarten are considered as never attended school.
2. **Attending school** is someone who is currently attending primary, secondary, or tertiary education, inCandi Laras Utarading package A, package B, or package C. College student who postpones his/her study is considered as attending school.
3. **Not attending school anymore** is someone who had enrolled and participated in formal and non-formal education in the past inCandi Laras Utarading package A, package B, or package C, but currently does not attend school.
4. **Completed particular level of education** is someone who has completed particular level of education in private or public school and accepting graduation certificate. Someone who has never attended the highest grade but passed the final exam is considered as completed particular level of education.
5. **Able to read and write** is the



pada kelas tertinggi tetapi telah mengikuti ujian akhir dan lulus dianggap tamat sekolah.

**5. Dapat membaca dan menulis** artinya dapat membaca dan menulis kata-kata/kalimat sederhana dengan suatu aksara tertentu.

**6. Jalur Pendidikan di Indonesia** terdiri atas 1) pendidikan formal, 2) pendidikan nonformal, dan 3) pendidikan informal yang ketiganya dapat saling melengkapi dan memperkaya (Undang-Undang No. 20 Tahun 2013 tentang Sistem Pendidikan Nasional).

**7. Jenjang Pendidikan Formal** terdiri atas pendidikan dasar, pendidikan menengah, dan pendidikan tinggi. Jenis pendidikan yang diajarkan mencakup pendidikan umum, kejuruan, akademik, profesi, vokasi, keagamaan, dan khusus.

a. Pendidikan Dasar berbentuk Sekolah Dasar (SD) dan Madrasah Ibtidaiyah (MI) atau bentuk lain yang sederajat serta Sekolah Menengah Pertama (SMP) dan Madrasah Tsanawiyah (MTs), atau bentuk lain yang sederajat.

b. Pendidikan Menengah berbentuk Sekolah Menengah Atas (SMA), Madrasah Aliyah (MA), Sekolah Menengah Kejuruan (SMK), dan Madrasah Aliyah

*ability to read and write at least a simple sentence in any letter of alphabets.*

**6. The Education System in Indonesia** consists of 1) a formal education, 2) non-formal education, and 3) informal education that all three can be complementary and enriching (Law No. 20 Year 2013 about The National Education System).

**7. The Formal Education Level** consists of primary education, secondary education, and high education. The kind of education that taught consists of general education, vocational, academic, professional, religious, and specific education.

a. *The Primary Education consists of Elementary School and Islamic Elementary School or other equivalent forms and Junior High School and MTs, or other equivalent forms.*

b. *The Secondary Education consists of the senior high school, MA, Vocational School, and Vocational Madrasah Aliyah, or other equivalent forms.*

c. *The High Education consists of the education level after the secondary education that consists of diplomas, bachelor, master, specialist, and doctoral degrees that are held by the college. The colleges can be academy, polytechnic, high school, institute,*

Kejuruan (MAK), atau bentuk lain yang sederajat.

c. Pendidikan Tinggi merupakan jenjang pendidikan setelah pendidikan menengah yang mencakup program pendidikan diploma, sarjana, magister, spesialis, dan doktor yang diselenggarakan oleh perguruan tinggi. Perguruan tinggi dapat berbentuk akademi, politeknik, sekolah tinggi, institut, atau universitas.

8. **Rumah Sakit** adalah tempat pemeriksaan dan perawatan kesehatan, biasanya berada di bawah pengawasan dokter/tenaga medis, yang melayani penderita yang sakit untuk berobat rawat jalan atau rawat inap.
9. **Rumah Sakit Bersalin** adalah rumah sakit khusus untuk persalinan, dilengkapi pelayanan spesialis pemeriksaan kehamilan, persalinan, rawat inap dan rawat jalan ibu dan anak yang berada di bawah pengawasan dokter spesialis kandungan.
10. **Rumah Bersalin** adalah sarana pelayanan kesehatan dengan izin sebagai rumah bersalin, dilengkapi pelayanan pemeriksaan kehamilan, persalinan serta pemeriksaan ibu dan anak yang berada di bawah pengawasan bidan senior.

or university.

8. **Hospital** is a place for health check, usually controlled/supervised by doctors/medical personnel to serve the ill patients to get outpatient or inpatient treatment services.
9. **Maternity Hospital** is a specialized hospital for childbirth, has specialist inspection service to pregnancy, childbirth, hospitalization and outpatient for mothers and children that is under the supervision of an obstetrician.
10. **Maternity House** is health care facility with a license as a maternity house, equipped with prenatal care, childbirth and examination of mothers and children which is under the supervision of a senior midwife.
11. **Polyclinic** is a health facility in which to get outpatient services, usually under the control of doctor/medical personnel.
12. **Public Health Center** is technical implementation unit of regency health department that have the primary function as a first-level health care providers. The working area standard of public health center is one district and to reach their working areas, public health centers have a service network covering subsidiary of public health center, mobile public health center units, and midwife

- 11. Poliklinik** adalah sarana kesehatan yang dipakai untuk pelayanan berobat jalan, biasanya berada di bawah pengawasan dokter/tenaga medis.
- 12. Puskesmas** (Pusat Kesehatan Masyarakat) adalah unit pelaksana teknis dinas kesehatan kabupaten/ kota yang mempunyai fungsi utama sebagai penyelenggara pelayanan kesehatan tingkat pertama. Wilayah kerja puskesmas maksimal adalah satu kecamatan dan untuk dapat menjangkau wilayah kerjanya, puskesmas mempunyai jaringan pelayanan yang meliputi unit Puskesmas Pembantu (Pustu), unit Puskesmas Keliling (Puskel), dan unit bidan desa/komunitas (Peraturan Menteri Kesehatan RI No. 75 Tahun 2014 Tentang Pusat Kesehatan Masyarakat).
- 13. Apotek** adalah suatu tempat tertentu yang digunakan untuk melakukan pekerjaan kefarmasian, dan penyaluran/ penjualan obat atau bahan farmasi dan perbekalan kesehatan lainnya kepada masyarakat yang dikelola oleh tenaga apoteker (Peraturan Menteri Kesehatan RI No. 1332 Tahun 2002 Tentang Perubahan Atas Peraturan Menteri Kesehatan RI No. 922/MENKES/PER/X/1993 Tentang Ketentuan dan Tata Cara *units (Regulation of the Minister of Health of Indonesia Number 75 Year 2014 about Public Health Center).*
- 13. Pharmacy** is a specific place that is used for pharmaceutical jobs, and distribution/sale of drugs/pharmaceuticals and other medical supplies to people that are administered by trained pharmacist (Regulation of the Minister of Health of Indonesia Number 1332 Year 2002 about the Changes of Regulation of the Minister of Health of Indonesia Number 922/MENKES/PER/X/1993 about Pro-vision and Procedures for Administration of Licensed Pharmacies).
- 14. Health complaint** is a condition where a person has health or mental problems because of acute illness, chronically illness, accident, crimes, or others.
- 15. Self treatment** is an effort of household members/family to have a health treatment by themselves without visiting health facilities or a doctor/health personnel (for instance, by taking modern medicine, herb medicine, chief with a coin, compress, cupping suction, massage) in order to recover from illness or reduce the health complaint.
- 16. The case detection rate for**

Pemberian Izin Apotek).

**14. Keluhan kesehatan** adalah keadaan seseorang yang mengalami gangguan kesehatan atau kejiwaan, baik karena penyakit akut, penyakit kronis, kecelakaan, kriminal, atau hal lain.

**15. Mengobati sendiri** adalah upaya oleh anggota rumah tangga/ keluarga dengan melakukan pengobatan sendiri tanpa datang ke tempat fasilitas kesehatan atau memanggil dokter/petugas kesehatan ke rumahnya (misal minum obat modern, jamu, kerokan, kompres, kop, pijat) agar sembuh atau menjadi lebih ringan keluhan kesehatannya.

**16. Peristiwa tindak pidana yang dilaporkan** ialah setiap peristiwa yang diterima kepolisian dari laporan masyarakat, atau peristiwa dimana pelakunya tertangkap tangan oleh kepolisian.

**17. Jumlah tindak pidana** menggambarkan jumlah kasus tindak pidana yang terjadi pada kurun waktu tertentu.

**18. Resiko penduduk terjadi tindak pidana per 100.000 penduduk**  

$$= (\text{Jumlah tindak pidana tahun } t) / (\text{Jumlah penduduk tahun } t) \times 100.000$$

*all forms of tuberculosis is the number of new and replase tuberculosis cases diagnosed and treated in national tuberculosis control programmes and notified to WHO, divided by WHO's estimate of the number of incident tuberculosis cases for the same year, expressed as a percentage.*

**17. Reported crime incidence** is all criminal cases reported and received by police office, and all crimes caught by police.

**18. Numbers of Crimes** refers to the number of criminal cases occurring during a given period.

**19. Crime rate**  

$$= (\text{Number of criminal cases year } t) / (\text{Total population year } t) \times 100.000$$
 Crime rate indicates the probability of population exposed to risk of crime, expressed in every 100,000 people.

**20. Crime clock**  

$$= (365 \times 24 \times 60 \times 60) / (\text{Number of criminal cases year } t) \times (\text{second})$$
 Crime clock indicates the time interval of occurrence between one crime to another crime.

**21. Crime clearance rate**  

$$= (\text{Number of cleared criminal cases}) / (\text{Number of reported criminal cases}) \times 100\%$$
 Crime clearance rate refers to percentage of crime clearance by

Resiko penduduk terjadi tindak pidana per 100.000 penduduk mengindikasikan peluang penduduk berisiko terkena tindak pidana. Biasanya dinyatakan dalam setiap 100.000 penduduk.

**19. Selang waktu terjadi tindak pidana tahun t**

$$=(365 \times 24 \times 60 \times 60) / (\text{Jumlah tindak pidana tahun } t) \times (\text{detik})$$

Selang waktu terjadi tindak pidana tahun t mengindikasikan selang waktu terjadinya satu tindak kejahatan dengan kejahatan yang lain.

**20. Persentase penyelesaian tindak pidana**

$$=(\text{Jumlah tindak pidana yang diselesaikan}) / (\text{Jumlah peristiwa tindak pidana yang dilaporkan}) \times 100\%$$

Persentase penyelesaian peristiwa tindak pidana menyatakan persentase penyelesaian tindak pidana oleh polisi. Suatu tindak pidana dinyatakan sebagai kasus yang selesai di tingkat kepolisian, apabila:

1. berkas perkaranya sudah siap untuk diserahkan atau telah diserahkan kepada kejaksaan;
2. dalam hal delik aduan, pengaduannya dicabut dalam tenggang waktu yang telah ditentukan menurut undang-

*police. A criminal case is categorized as a cleared case by police, if:*

1. *All documents are ready to submit or already submitted to justice court;*
2. *In the case of attense that warrants complaint, the complaint was withdraw within a given period state in the law;*
3. *The case was cleared by police based on the principle of plichmatigheid (obligation on the basis of law outhority);*
4. *The case was not the responsibility of police office;*
5. *The suspect died;*
6. *The case was out of date.*

**22. Natural Disaster** *is an event or series of events that threaten and disrupt the lives and livelihoods caused by natural factors such as: earthquake, tsunami, volcanic eruption, flood, flash flood, drought, typhoon/cyclone, and landslide so it can lead to result in loss of material and non-material.*

**23. Fatality** *is a person reported killed or death in the wake of a disaster.*

**24. Missing person** *is a person reported missing or who cannot be located or who cannot be accounted for in the wake of a disaster.*

**25. Casualty** *is a person suffering injury or illness, in a state of light injury, moderate injury, or*

undang;

3. telah diselesaikan oleh kepolisian berdasarkan azas *plichtmatigheid* (kewajiban berdasarkan kewenangan hukum);

4. kasus yang dimaksud tidak termasuk kompetensi kepolisian

5. tersangka meninggal dunia;

6. kasus kadaluwarsa.

**21. Bencana Alam** adalah peristiwa atau serangkaian peristiwa yang mengancam dan mengganggu kehidupan/penghidupan masyarakat yang disebabkan oleh faktor alam antara lain berupa gempa bumi, tsunami, gunung meletus, banjir, kekeringan, angin topan, dan tanah longsor sehingga mengakibatkan kerugian materi maupun non-materi.

**22. Korban meninggal** adalah orang yang dilaporkan tewas atau meninggal dunia akibat bencana.

**23. Korban hilang** adalah orang yang dilaporkan hilang atau tidak ditemukan atau tidak diketahui keberadaannya setelah terjadi bencana.

**24. Korban luka/sakit** adalah orang yang mengalami luka-luka atau sakit, dalam keadaan luka ringan, luka sedang maupun luka parah/berat, baik yang berobat jalan maupun rawat inap.

*heavy injury, which in undergoing treatment as either an outpatient or inpatient.*

**26. Severely damaged** is the criteria of damage that resulted most buildings collapsed or damaged its structural components.

**27. Damaged** is the criteria of damage that resulted defective fraction of structural components and supporting components damaged, but the building still stands.

**28. Lightly damaged** is the criteria of damage that resulted partially cracked structural components, but the structure still can be used and the building still stands.

25. **Rusak Berat** adalah kriteria kerusakan yang mengakibatkan bangunan roboh atau sebagian besar komponen struktur rusak.
26. **Rusak sedang** adalah kriteria kerusakan yang mengakibatkan sebagian kecil komponen struktur rusak, dan komponen penunjang rusak namun bangunan masih tetap berdiri.
27. **Rusak ringan** adalah kriteria kerusakan yang mengakibatkan sebagian komponen struktur retak (struktur masih bisa digunakan) dan bangunan masih tetap berdiri.

**ULASAN****DESCRIPTION****Pendidikan**

Berdasarkan data dari Dinas Pendidikan Kabupaten Tapin tahun 2021 jumlah fasilitas Sekolah Dasar (SD) sebanyak 178, Sekolah Menengah Pertama (SMP) 26, Sekolah Menengah Atas (SMA) 8 dan Sekolah Menengah Kejuruan (SMK) 3.

Angka Partisipasi Murni (APM) dan Angka Partisipasi Kasar (APK) Kabupaten Tapin pada tahun 2021 adalah:

-APM 99.41; APK 114.35 untuk jenjang pendidikan SD.

-APM 72,42; APK 84.52 untuk jenjang pendidikan SLTP

-APM 54,76 APK 63.10 untuk jenjang pendidikan SMA

**Kesehatan**

Kabupaten Tapin pada tahun 2021 memiliki fasilitas-fasilitas kesehatan yang tersedia untuk masyarakat yang terdiri dari 2 rumah sakit umum, 13 puskesmas. Pada fasilitas kesehatan tersebut tersedia 19 dokter, 11 dokter gigi, 170 perawat, 230 bidan, dan 39 ahli gizi.

**Agama**

Untuk memenuhi masyarakat yang memerlukan tempat ibadah di Kabupaten Tapin 2021 telah tersedia 134 buah masjid, 537 buah musholla/langgar dan 1 gereja.

**Kriminalitas**

Berdasarkan laporan yang masuk

**Education**

*Based on data from the Education Service of Tapin Regency in 2021 the number of elementary school facilities is 178, junior high school facilities is 26, senior high school facilities is 8 and vocational high school facilities is 3.*

*Net Enrollment Rate (NER) and Gross Enrollment Rate (GER) of Tapin Regency in 2021 are:*

*-NER 99.41; GER 114.35 for elementary school*

*-NER 72,42; GER 84.52 for Junior high school*

*-NER 54,76; GER 63.10 for senior high school.*

**Health**

*Tapin Regency in 2021 has health facilities available to public which consists of 2 general hospitals, 13 local governmental clinic. In those facilities there are 10 doctors, 11 dentists, 170 nurses, 230 midwives, and 39 nutritionist.*

**Religion**

*To provide the people who need place of worship in Tapin Regency 2021 has provided 134 mosques, 537 prayroom, and a church.*

**Criminality**

*Based on reports to the Police Station of Tapin Regency, there was an degradation of crime incidence in 2021, which in 2020, the number of incident reported is 134 cases while in 2021 there were 108 cases reported.*



ke Polres Tapin terjadi penurunan kejadian kejahatan di 2021, di mana pada tahun 2020 jumlah kasus yang dilaporkan sebanyak 134 kasus sedangkan pada tahun 2021 menjadi sebanyak 108 kasus.

Sementara jumlah kejahatan / pelanggaran yang diselesaikan pada tahun 2021 sebanyak 118 kasus, lebih banyak dibanding tahun 2020 yaitu sebanyak 110 kasus.

### **Kemiskinan**

Jumlah penduduk miskin di Kabupaten Tapin dalam periode 2020-2021 cenderung meningkat. Pada tahun 2020 jumlah penduduk miskin sebanyak 5.899 orang meningkat menjadi 6.925 orang pada tahun 2021. Begitu pula dengan persentase penduduk miskin yang meningkat menjadi 3,60 persen pada tahun 2021 dibanding tahun sebelumnya sebesar 3,06 persen.

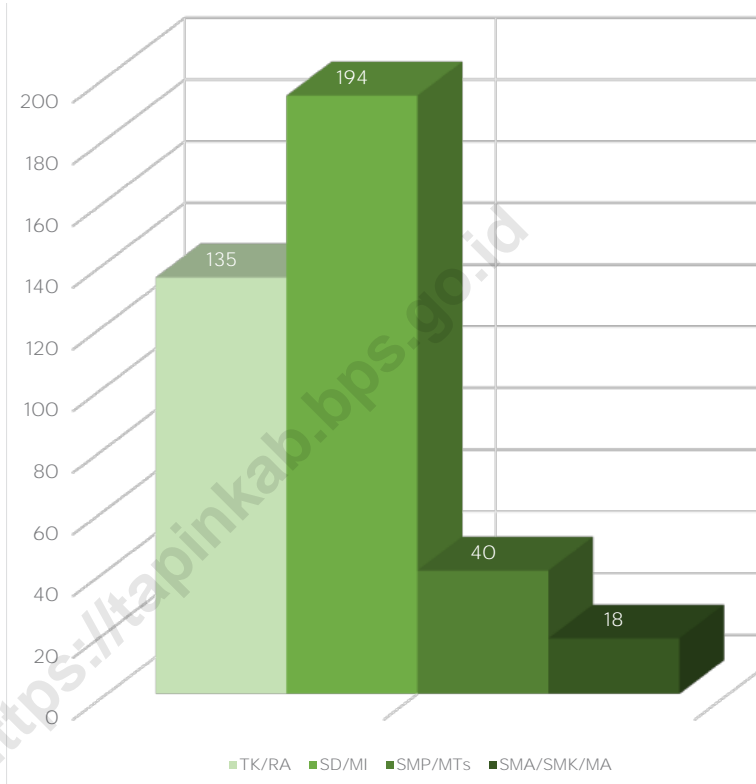
*While number of crime / offense settled in 2021 were 118 cases more than 2020 that were 110 cases.*

### **Poverty**

*The number of poor people in Tapin Regency in the period 2020-2021 tends to incline. By 2020 the number of poor people by 5.899 people increased to 6.925 in 2021. Similarly, the percentage of poor people in 2021 increased to 3,60 percent compared to the previous year of 3.06 percent*

**Gambar** 4.1  
**Figures**

**Jumlah Sekolah di Bawah Kementerian Pendidikan Kabupaten Tapin Menurut Tingkat Pendidikan, 2021/2022**  
**Number of School Under The Ministry of Education in Tapin Regency by Education Level, 2021/2022**



Sumber/Source : Kementerian Pendidikan, Kebudayaan, Riset, dan Teknologi, Data Semester Ganjil/Ministry of Educations , Culture, Research, and Technology, Odd Semester Data

#### 4.1 PENDIDIKAN EDUCATION

**Tabel**  
**Table** 4.1.1

**Jumlah Sekolah, Guru, dan Murid Taman Kanak-Kanak (TK) di Bawah Kementerian Pendidikan, Kebudayaan, Riset, dan Teknologi di Kabupaten Tapin Menurut Kecamatan, 2020/2021 dan 2021/2022**

*Number of Schools, Teachers, and Pupils in Kindergarten Under The Ministry of Education, Culture, Research, and Technology in Tapin Regency by Subdistrict, 2020/2021 and 2021/2022*

| Kecamatan<br>Subdistrict | Sekolah/Schools  |           |                   |            |                 |            |
|--------------------------|------------------|-----------|-------------------|------------|-----------------|------------|
|                          | Negeri<br>Public |           | Swasta<br>Private |            | Jumlah<br>Total |            |
|                          | 2020/2021        | 2021/2022 | 2020/2021         | 2021/2022  | 2020/2021       | 2021/2022  |
| (1)                      | (2)              | (3)       | (4)               | (5)        | (6)             | (7)        |
| 010 Binuang              | 1                | 1         | 10                | 10         | 11              | 11         |
| 011 Hatungun             | -                | -         | 7                 | 7          | 7               | 7          |
| 020 Tapin Selatan        | -                | 1         | 17                | 16         | 17              | 17         |
| 021 Salam Babaris        | -                | 1         | 6                 | 5          | 6               | 6          |
| 030 Tapin Tengah         | -                | 2         | 14                | 12         | 14              | 14         |
| 040 Bungur               | -                | -         | 12                | 12         | 12              | 12         |
| 050 Piani                | -                | -         | 4                 | 4          | 4               | 4          |
| 060 Lokpaikat            | -                | 2         | 7                 | 5          | 7               | 7          |
| 070 Tapin Utara          | 1                | 1         | 14                | 14         | 15              | 15         |
| 080 Bakarangan           | -                | 1         | 6                 | 5          | 6               | 6          |
| 090 Candi Laras Selatan  | -                | -         | 12                | 12         | 12              | 12         |
| 100 Candi Laras Utara    | -                | -         | 15                | 15         | 15              | 15         |
| <b>Tapin</b>             | <b>2</b>         | <b>9</b>  | <b>124</b>        | <b>117</b> | <b>126</b>      | <b>126</b> |

Lanjutan Tabel/Continued Table 4.1.1

| Kecamatan<br>Subdistrict   | Guru <sup>1</sup> /Teachers <sup>1</sup> Menurut status sekolah |           |                   |            |                 |            |
|----------------------------|---|-----------|-------------------|------------|-----------------|------------|
|                            | Negeri<br>Public  |           | Swasta<br>Private |            | Jumlah<br>Total |            |
|                            | 2020/2021   | 2021/2022 | 2020/2021         | 2021/2022  | 2020/2021       | 2021/2022  |
| (1)                        | (8)   | (9)       | (10)              | (11)       | (12)            | (13)       |
| 010 Binuang                | 10  | 7         | 48                | 51         | 58              | 58         |
| 011 Hatungun               | -   | -         | 24                | 24         | 24              | 24         |
| 020 Tapin Selatan          | -   | 7         | 59                | 54         | 59              | 61         |
| 021 Salam Babaris          | -   | 5         | 25                | 20         | 25              | 25         |
| 030 Tapin Tengah           | -   | 10        | 47                | 36         | 47              | 46         |
| 040 Bungur                 | -   | -         | 35                | 31         | 35              | 31         |
| 050 Piani                  | -   | -         | 12                | 12         | 12              | 12         |
| 060 Lokpaikat              | -   | 11        | 30                | 19         | 30              | 30         |
| 070 Tapin Utara            | 13  | 12        | 81                | 76         | 94              | 88         |
| 080 Bakarangan             | -   | 5         | 22                | 16         | 22              | 21         |
| 090 Candi Laras<br>Selatan | -   | -         | 27                | 31         | 27              | 31         |
| 100 Candi Laras Utara      | -   | -         | 39                | 40         | 39              | 40         |
| <b>Tapin</b>               | <b>23</b>   | <b>57</b> | <b>449</b>        | <b>410</b> | <b>472</b>      | <b>467</b> |

Lanjutan Tabel/*Continued Table* 4.1.1

| Kecamatan<br>Subdistrict | Murid/Students Menurut status sekolah |            |                   |              |                 |              |
|--------------------------|---------------------------------------|------------|-------------------|--------------|-----------------|--------------|
|                          | Negeri<br>Public                      |            | Swasta<br>Private |              | Jumlah<br>Total |              |
|                          | 2020/2021                             | 2021/2022  | 2020/2021         | 2021/2022    | 2020/2021       | 2021/2022    |
| (1)                      | (8)                                   | (9)        | (10)              | (11)         | (12)            | (13)         |
| 010 Benuang              | 101                                   | 73         | 523               | 416          | 624             | 489          |
| 011 Hatungun             | -                                     | -          | 274               | 247          | 274             | 247          |
| 020 Tapin Selatan        | -                                     | 57         | 559               | 424          | 559             | 481          |
| 021 Salam Babaris        | -                                     | 64         | 333               | 238          | 333             | 302          |
| 030 Tapin Tengah         | -                                     | 125        | 630               | 405          | 630             | 530          |
| 040 Bungur               | -                                     | -          | 339               | 335          | 339             | 335          |
| 050 Piani                | -                                     | -          | 139               | 139          | 139             | 139          |
| 060 Lokpaikat            | -                                     | 141        | 329               | 160          | 329             | 301          |
| 070 Tapin Utara          | 156                                   | 151        | 753               | 706          | 909             | 857          |
| 080 Bakarangan           | -                                     | 37         | 237               | 161          | 237             | 198          |
| 090 Candi Laras Selatan  | -                                     | -          | 313               | 305          | 313             | 305          |
| 100 Candi Laras Utara    | -                                     | -          | 436               | 419          | 436             | 419          |
| <b>Tapin</b>             | <b>257</b>                            | <b>648</b> | <b>4 865</b>      | <b>3 955</b> | <b>5 122</b>    | <b>4 603</b> |

Catatan/Note: <sup>1</sup> Jumlah guru termasuk kepala sekolah dan guru/The total of teachers including headmaster and teacher

Sumber/Sources: Kementerian Pendidikan dan Kebudayaan, Data Semester Ganjil/Ministry of Educations and Culture, Odd Semester Data

**Tabel**  
**Table** 4.1.2

**Jumlah Sekolah, Guru, dan Murid Raudatul Athfal (RA) di Bawah Kementerian Agama di Kabupaten Tapin Menurut Kecamatan, 2020/2021 dan 2021/2022**  
***Number of Schools, Teachers, and Students in Raudatul Athfal (RA) Under The Ministry of Religious Affairs in Tapin Regency by Subdistrict, 2020/2021 and 2021/2022***

| Kecamatan<br>Subdistrict | Sekolah/Schools |           | Guru/Teachers |           | Murid/Students |            |
|--------------------------|-----------------|-----------|---------------|-----------|----------------|------------|
|                          | 2020/2021       | 2021/2022 | 2020/2021     | 2021/2022 | 2020/2021      | 2021/2022  |
| (1)                      | (8)             | (9)       | (10)          | (11)      | (12)           | (13)       |
| 010 Benuang              | 3               | 3         | 8             | 12        | 154            | 165        |
| 011 Hatungun             | -               | -         | -             | -         | -              | -          |
| 020 Tapin Selatan        | 1               | 1         | 4             | 4         | 48             | 42         |
| 021 Salam Babaris        | -               | -         | -             | -         | -              | -          |
| 030 Tapin Tengah         | 1               | 1         | 1             | 2         | 22             | 12         |
| 040 Bungur               | 2               | 2         | 7             | 7         | 88             | 104        |
| 050 Piani                | -               | -         | -             | -         | -              | -          |
| 060 Lokpaikat            | 1               | -         | -             | -         | -              | -          |
| 070 Tapin Utara          | 2               | 2         | 9             | 7         | 108            | 108        |
| 080 Bakarangan           | -               | -         | -             | -         | -              | -          |
| 090 Candi Laras Selatan  | -               | -         | -             | -         | -              | -          |
| 100 Candi Laras Utara    | -               | -         | -             | -         | -              | -          |
| <b>Tapin</b>             | <b>10</b>       | <b>9</b>  | <b>29</b>     | <b>32</b> | <b>420</b>     | <b>431</b> |

Catatan/Note: Seluruh Raudatul Athfal (RA) berstatus swasta/All Raudatul Athfal (RA) are private

Sumber/Source: Kementerian Agama, EMIS, Data Semester Ganjil/Ministry of Religious Affairs, EMIS, Odd Semester Data

**Tabel**  
**Table 4.1.3**

**Jumlah Sekolah, Guru, dan Murid Sekolah Dasar (SD) di Bawah Kementerian Pendidikan, Kebudayaan, Riset, dan Teknologi di Kabupaten Tapin Menurut Kecamatan, 2020/2021 dan 2021/2022**

*Number of Schools, Teachers, and Pupils in Primary Schools Under The Ministry of Education, Culture, Research, and Technology in Tapin Regency by Subdistrict, 2020/2021 and 2021/2022*

| Kecamatan<br>Subdistrict | Sekolah/Schools  |            |                   |           |                 |            |
|--------------------------|------------------|------------|-------------------|-----------|-----------------|------------|
|                          | Negeri<br>Public |            | Swasta<br>Private |           | Jumlah<br>Total |            |
|                          | 2020/2021        | 2021/2022  | 2020/2021         | 2021/2022 | 2020/2021       | 2021/2022  |
| (1)                      | (2)              | (3)        | (4)               | (5)       | (6)             | (7)        |
| 010 Benuang              | 22               | 22         | -                 | -         | 22              | 22         |
| 011 Hatungun             | 11               | 11         | -                 | -         | 11              | 11         |
| 020 Tapin Selatan        | 21               | 21         | -                 | -         | 21              | 21         |
| 021 Salam Babaris        | 12               | 12         | -                 | -         | 12              | 12         |
| 030 Tapin Tengah         | 20               | 20         | 1                 | 1         | 21              | 21         |
| 040 Bungur               | 13               | 13         | -                 | -         | 13              | 13         |
| 050 Piani                | 10               | 10         | -                 | -         | 10              | 10         |
| 060 Lokpaikat            | 8                | 8          | -                 | -         | 8               | 8          |
| 070 Tapin Utara          | 16               | 16         | 2                 | 2         | 18              | 18         |
| 080 Bakarangan           | 11               | 11         | -                 | -         | 11              | 11         |
| 090 Candi Laras Selatan  | 14               | 14         | -                 | -         | 14              | 14         |
| 100 Candi Laras Utara    | 17               | 17         | -                 | -         | 17              | 17         |
| <b>Tapin</b>             | <b>175</b>       | <b>175</b> | <b>3</b>          | <b>3</b>  | <b>178</b>      | <b>178</b> |

Lanjutan Tabel/*Continued Table* 4.1.3

| Kecamatan<br><i>Subdistrict</i> | Guru <sup>1</sup> / <i>Teachers</i> <sup>1</sup> |              |                          |           |                        |              |
|---------------------------------|--|--------------|--------------------------|-----------|------------------------|--------------|
|                                 | Negeri<br><i>Public</i>                          |              | Swasta<br><i>Private</i> |           | Jumlah<br><i>Total</i> |              |
|                                 | 2020/2021  | 2021/2022    | 2020/2021                | 2021/2022 | 2020/2021              | 2021/2022    |
| (1)                             | (8)  | (9)          | (10)                     | (11)      | (12)                   | (13)         |
| 010 Binuang                     | 205  | 207          | -                        | -         | 205                    | 207          |
| 011 Hatungun                    | 91   | 88           | -                        | -         | 91                     | 88           |
| 020 Tapin Selatan               | 200  | 186          | -                        | -         | 200                    | 186          |
| 021 Salam Babaris               | 107  | 104          | -                        | -         | 107                    | 104          |
| 030 Tapin Tengah                | 176  | 170          | 11                       | 11        | 187                    | 181          |
| 040 Bungur                      | 107  | 111          | -                        | -         | 107                    | 111          |
| 050 Piani                       | 91   | 92           | -                        | -         | 91                     | 92           |
| 060 Lokpaikat                   | 94   | 86           | -                        | -         | 94                     | 86           |
| 070 Tapin Utara                 | 182  | 172          | 27                       | 32        | 209                    | 204          |
| 080 Bakarangan                  | 103  | 94           | -                        | -         | 103                    | 94           |
| 090 Candi Laras<br>Selatan      | 121  | 126          | -                        | -         | 121                    | 126          |
| 100 Candi Laras Utara           | 150  | 149          | -                        | -         | 150                    | 149          |
| <b>Tapin</b>                    | <b>1 627</b>                                     | <b>1 585</b> | <b>38</b>                | <b>43</b> | <b>1 665</b>           | <b>1 628</b> |



Lanjutan Tabel/Continued Table 4.1.3

| Kecamatan<br>Subdistrict | Murid/Students   |               |                   |            |                 |               |
|--------------------------|------------------|---------------|-------------------|------------|-----------------|---------------|
|                          | Negeri<br>Public |               | Swasta<br>Private |            | Jumlah<br>Total |               |
|                          | 2020/2021        | 2021/2022     | 2020/2021         | 2021/2022  | 2020/2021       | 2021/2022     |
| (1)                      | (8)              | (9)           | (10)              | (11)       | (12)            | (13)          |
| 010 Binuang              | 3 156            | 2 980         | -                 | -          | 3 156           | 2 980         |
| 011 Hatungun             | 1 055            | 1 048         | -                 | -          | 1 055           | 1 048         |
| 020 Tapin Selatan        | 2 079            | 2 024         | -                 | -          | 2 079           | 2 024         |
| 021 Salam Babaris        | 1 195            | 1 188         | -                 | -          | 1 195           | 1 188         |
| 030 Tapin Tengah         | 1 692            | 1 673         | 151               | 136        | 1 843           | 1 809         |
| 040 Bungur               | 1 285            | 1 235         | -                 | -          | 1 285           | 1 235         |
| 050 Piani                | 728              | 732           | -                 | -          | 728             | 732           |
| 060 Lokpaikat            | 1 050            | 996           | -                 | -          | 1 050           | 996           |
| 070 Tapin Utara          | 2 329            | 2 259         | 308               | 358        | 2 637           | 2 617         |
| 080 Bakarangan           | 933              | 934           | -                 | -          | 933             | 934           |
| 090 Candi Laras Selatan  | 1 137            | 1 118         | -                 | -          | 1 137           | 1 118         |
| 100 Candi Laras Utara    | 1 562            | 1 530         | -                 | -          | 1 562           | 1 530         |
| <b>Tapin</b>             | <b>18 201</b>    | <b>17 717</b> | <b>459</b>        | <b>494</b> | <b>18 860</b>   | <b>18 211</b> |

Catatan/Note: <sup>1</sup> Jumlah guru termasuk kepala sekolah dan guru/The total of teachers including headmaster and teacher

Sumber/Source: Kementerian Pendidikan dan Kebudayaan, Data Semester Ganjil/Ministry of Educations and Culture, Odd Semester Data

**Tabel**  
**Table** 4.1.4

**Jumlah Sekolah, Guru, dan Murid Madrasah Ibtidaiyah (MI) di Bawah Kementerian Agama di Kabupaten Tapin Menurut Kecamatan, 2020/2021 dan 2021/2022**  
**Number of Schools, Teachers, and Pupils in Madrasah Ibtidaiyah (MI) Under The Ministry of Religious Affairs in Tapin Regency by Subdistrict, 2020/2021 and 2021/2022**

| Kecamatan<br>Subdistrict | Sekolah/Schools |           |                |           |              |           |
|--------------------------|-----------------|-----------|----------------|-----------|--------------|-----------|
|                          | Negeri/Public   |           | Swasta/Private |           | Jumlah/Total |           |
|                          | 2020/2021       | 2021/2022 | 2020/2021      | 2021/2022 | 2020/2021    | 2021/2022 |
| (1)                      | (2)             | (3)       | (4)            | (5)       | (6)          | (7)       |
| 010 Benuang              | 1               | 1         | 1              | 1         | 2            | 2         |
| 011 Hatungun             | -               | -         | -              | -         | -            | -         |
| 020 Tapin Selatan        | 1               | 1         | 1              | 1         | 2            | 2         |
| 021 Salam Babaris        | -               | -         | -              | -         | -            | -         |
| 030 Tapin Tengah         | 2               | 2         | 4              | 4         | 6            | 6         |
| 040 Bungur               | 1               | 1         | -              | -         | 1            | 1         |
| 050 Piani                | -               | -         | -              | -         | -            | -         |
| 060 Lokpaikat            | 1               | 1         | 1              | 1         | 2            | 2         |
| 070 Tapin Utara          | 1               | 1         | 1              | 1         | 2            | 2         |
| 080 Bakarangan           | -               | -         | -              | -         | -            | -         |
| 090 Candi Laras Selatan  | -               | -         | -              | -         | -            | -         |
| 100 Candi Laras Utara    | 1               | 1         | -              | -         | 1            | 1         |
| <b>Tapin</b>             | <b>8</b>        | <b>8</b>  | <b>8</b>       | <b>8</b>  | <b>16</b>    | <b>16</b> |

Lanjutan Tabel/*Continued Table 4.1.4*

| Kecamatan<br>Subdistrict | Guru/Teachers |            |                |           |              |            |
|--------------------------|---------------|------------|----------------|-----------|--------------|------------|
|                          | Negeri/Public |            | Swasta/Private |           | Jumlah/Total |            |
|                          | 2020/2021     | 2021/2022  | 2020/2021      | 2021/2022 | 2020/2021    | 2021/2022  |
| (1)                      | (8)           | (9)        | (10)           | (11)      | (12)         | (13)       |
| 010 Binuang              | 33            | 45         | 2              | 9         | 35           | 54         |
| 011 Hatungun             | -             | -          | -              | -         | -            | -          |
| 020 Tapin Selatan        | 17            | 19         | 9              | 16        | 26           | 35         |
| 021 Salam Babaris        | -             | -          | -              | -         | -            | -          |
| 030 Tapin Tengah         | 31            | 40         | 35             | 37        | 66           | 77         |
| 040 Bungur               | 18            | 16         | -              | -         | 18           | 16         |
| 050 Piani                | -             | -          | -              | -         | -            | -          |
| 060 Lokpaikat            | 13            | 18         | 6              | 12        | 19           | 30         |
| 070 Tapin Utara          | 15            | 18         | 22             | 22        | 37           | 40         |
| 080 Bakarangan           | -             | -          | -              | -         | -            | -          |
| 090 Candi Laras Selatan  | -             | -          | -              | -         | -            | -          |
| 100 Candi Laras Utara    | 14            | 14         | -              | -         | 14           | 14         |
| <b>Tapin</b>             | <b>141</b>    | <b>170</b> | <b>74</b>      | <b>96</b> | <b>215</b>   | <b>266</b> |

Lanjutan Tabel/*Continued Table 4.1.4*

| Kecamatan<br>Subdistrict | Murid/Pupils  |              |                |            |              |              |
|--------------------------|---------------|--------------|----------------|------------|--------------|--------------|
|                          | Negeri/Public |              | Swasta/Private |            | Jumlah/Total |              |
|                          | 2020/2021     | 2021/2022    | 2020/2021      | 2021/2022  | 2020/2021    | 2021/2022    |
| (1)                      | (14)          | (15)         | (16)           | (17)       | (18)         | (19)         |
| 010 Benuang              | 474           | 600          | 25             | 77         | 499          | 677          |
| 011 Hatungun             | -             | -            | -              | -          | -            | -            |
| 020 Tapin Selatan        | 193           | 183          | 63             | 95         | 256          | 278          |
| 021 Salam Babaris        | -             | -            | -              | -          | -            | -            |
| 030 Tapin Tengah         | 291           | 299          | 267            | 303        | 558          | 602          |
| 040 Bungur               | 211           | 206          | -              | -          | 211          | 206          |
| 050 Piani                | -             | -            | -              | -          | -            | -            |
| 060 Lokpaikat            | 119           | 126          | 40             | 92         | 159          | 218          |
| 070 Tapin Utara          | 139           | 184          | 298            | 218        | 241          | 402          |
| 080 Bakarangan           | -             | -            | -              | -          | -            | -            |
| 090 Candi Laras Selatan  | -             | -            | -              | -          | -            | -            |
| 100 Candi Laras Utara    | 143           | 139          | -              | -          | 143          | 139          |
| <b>Tapin</b>             | <b>1 570</b>  | <b>1 737</b> | <b>693</b>     | <b>785</b> | <b>2 263</b> | <b>2 522</b> |

Sumber/Source: Kementerian Agama, EMIS, Data Semester Ganjil/Ministry of Religious Affairs, EMIS, Odd Semester Data

**Tabel**  
**Table 4.1.5**

**Jumlah Sekolah, Guru, dan Murid Sekolah Menengah Pertama (SMP) di Bawah Kementerian Pendidikan, Kebudayaan, Riset, dan Teknologi di Kabupaten Tapin Menurut Kecamatan, 2020/2021 dan 2021/2022**  
**Number of Schools, Teachers, and Pupils in Lower Secondary Schools Under The Ministry of Education, Culture, Research, and Technology in Tapin Regency by Subdistrict, 2020/2021 and 2021/2022**

| Kecamatan<br>Subdistrict | Sekolah/Schools  |           |                   |           |                 |           |
|--------------------------|------------------|-----------|-------------------|-----------|-----------------|-----------|
|                          | Negeri<br>Public |           | Swasta<br>Private |           | Jumlah<br>Total |           |
|                          | 2020/2021        | 2021/2022 | 2020/2021         | 2021/2022 | 2020/2021       | 2021/2022 |
| (1)                      | (2)              | (3)       | (4)               | (5)       | (6)             | (7)       |
| 010 Benuang              | 2                | 2         | 3                 | 3         | 5               | 5         |
| 011 Hatungun             | 1                | 1         | -                 | -         | 1               | 1         |
| 020 Tapin Selatan        | 1                | 1         | -                 | -         | 1               | 1         |
| 021 Salam Babaris        | 2                | 2         | -                 | -         | 2               | 2         |
| 030 Tapin Tengah         | 2                | 2         | -                 | -         | 2               | 2         |
| 040 Bungur               | 2                | 2         | -                 | -         | 2               | 2         |
| 050 Piani                | 2                | 2         | -                 | -         | 2               | 2         |
| 060 Lokpaikat            | 1                | 1         | -                 | -         | 1               | 1         |
| 070 Tapin Utara          | 2                | 2         | 1                 | 1         | 3               | 3         |
| 080 Bakarangan           | 2                | 2         | -                 | -         | 2               | 2         |
| 090 Candi Laras Selatan  | 2                | 2         | -                 | -         | 2               | 2         |
| 100 Candi Laras Utara    | 3                | 3         | -                 | -         | 3               | 3         |
| <b>Tapin</b>             | <b>22</b>        | <b>22</b> | <b>4</b>          | <b>4</b>  | <b>26</b>       | <b>26</b> |

Lanjutan Tabel/Continued Table 4.1.5

| Kecamatan<br>Subdistrict   | Guru <sup>1</sup> /Teachers <sup>1</sup> |            |                   |           |                 |            |
|----------------------------|--|------------|-------------------|-----------|-----------------|------------|
|                            | Negeri<br>Public                         |            | Swasta<br>Private |           | Jumlah<br>Total |            |
|                            | 2020/2021                                | 2021/2022  | 2020/2021         | 2021/2022 | 2020/2021       | 2021/2022  |
| (1)                        | (8)                                      | (9)        | (10)              | (11)      | (12)            | (13)       |
| 010 Benuang                | 40                                       | 31         | 20                | 23        | 60              | 54         |
| 011 Hatungun               | 14                                       | 11         | -                 | -         | 14              | 11         |
| 020 Tapin Selatan          | 17                                       | 15         | -                 | -         | 17              | 15         |
| 021 Salam Babaris          | 34                                       | 31         | -                 | -         | 34              | 31         |
| 030 Tapin Tengah           | 39                                       | 32         | -                 | -         | 38              | 32         |
| 040 Bungur                 | 21                                       | 18         | -                 | -         | 21              | 18         |
| 050 Piani                  | 22                                       | 26         | -                 | -         | 22              | 26         |
| 060 Lokpaikat              | 15                                       | 14         | -                 | -         | 15              | 14         |
| 070 Tapin Utara            | 63                                       | 59         | 8                 | 8         | 71              | 67         |
| 080 Bakarangan             | 30                                       | 25         | -                 | -         | 30              | 25         |
| 090 Candi Laras<br>Selatan | 21                                       | 21         | -                 | -         | 21              | 21         |
| 100 Candi Laras<br>Utara   | 33                                       | 27         | -                 | -         | 33              | 27         |
| <b>Tapin</b>               | <b>348</b>                               | <b>310</b> | <b>28</b>         | <b>31</b> | <b>376</b>      | <b>341</b> |

Lanjutan Tabel/Continued Table 4.1.5

| Kecamatan<br>Subdistrict   | Murid/Students   |              |                   |            |                 |              |
|----------------------------|------------------|--------------|-------------------|------------|-----------------|--------------|
|                            | Negeri<br>Public |              | Swasta<br>Private |            | Jumlah<br>Total |              |
|                            | 2020/2021        | 2021/2022    | 2020/2021         | 2021/2022  | 2020/2021       | 2021/2022    |
| (1)                        | (14)             | (15)         | (16)              | (17)       | (18)            | (19)         |
| 010 Binuang                | 428              | 405          | 392               | 447        | 820             | 852          |
| 011 Hatungun               | 141              | 152          | -                 | -          | 141             | 152          |
| 020 Tapin Selatan          | 134              | 149          | -                 | -          | 134             | 149          |
| 021 Salam Babaris          | 395              | 392          | -                 | -          | 395             | 392          |
| 030 Tapin Tengah           | 398              | 351          | -                 | -          | 398             | 351          |
| 040 Bungur                 | 156              | 188          | -                 | -          | 156             | 188          |
| 050 Piani                  | 240              | 284          | -                 | -          | 240             | 284          |
| 060 Lokpaikat              | 118              | 118          | -                 | -          | 118             | 118          |
| 070 Tapin Utara            | 841              | 817          | 35                | 34         | 876             | 851          |
| 080 Bakarangan             | 248              | 231          | -                 | -          | 248             | 231          |
| 090 Candi Laras<br>Selatan | 155              | 138          | -                 | -          | 155             | 138          |
| 100 Candi Laras Utara      | 186              | 234          | -                 | -          | 186             | 234          |
| <b>Tapin</b>               | <b>3 440</b>     | <b>3 459</b> | <b>427</b>        | <b>481</b> | <b>3 867</b>    | <b>3 940</b> |

Catatan/Note: <sup>1</sup> Jumlah guru termasuk kepala sekolah dan guru/The total of teachers including headmaster and teacher

Sumber/Source: Kementerian Pendidikan dan Kebudayaan, Data Semester Ganjil/Ministry of Educations and Culture, Odd Semester Data

**Tabel**  
**Table** 4.1.6

**Jumlah Sekolah, Guru, dan Murid Madrasah Tsanawiyah (MTs) di Bawah Kementerian Agama di Kabupaten Tapin Menurut Kecamatan, 2020/2021 dan 2021/2022**  
**Number of Schools, Teachers, and Pupils in Madrasah Tsanawiyah (MTs) Under The Ministry of Religious Affairs in Tapin Regency by Subdistrict, 2020/2021 dan 2021/2022**

| Kecamatan<br>Subdistrict | Sekolah/Schools |           |                |           |              |           |
|--------------------------|-----------------|-----------|----------------|-----------|--------------|-----------|
|                          | Negeri/Public   |           | Swasta/Private |           | Jumlah/Total |           |
|                          | 2019/2020       | 2020/2021 | 2019/2020      | 2020/2021 | 2019/2020    | 2020/2021 |
| (1)                      | (2)             | (3)       | (4)            | (5)       | (6)          | (7)       |
| 010 Benuang              | 1               | 1         | 2              | 2         | 3            | 3         |
| 011 Hatungun             | -               | -         | 1              | 1         | 1            | 1         |
| 020 Tapin Selatan        | 1               | 1         | 2              | 2         | 3            | 3         |
| 021 Salam Babaris        | -               | -         | 1              | 1         | 1            | 1         |
| 030 Tapin Tengah         | -               | -         | -              | -         | -            | -         |
| 040 Bungur               | -               | -         | -              | -         | -            | -         |
| 050 Piani                | -               | -         | -              | -         | -            | -         |
| 060 Lokpaikat            | -               | -         | -              | -         | -            | -         |
| 070 Tapin Utara          | 2               | 2         | 1              | 1         | 3            | 3         |
| 080 Bakarangan           | -               | -         | -              | -         | -            | -         |
| 090 Candi Laras Selatan  | -               | -         | -              | -         | -            | -         |
| 100 Candi Laras Utara    | 2               | 2         | 1              | 1         | 3            | 3         |
| <b>Tapin</b>             | <b>6</b>        | <b>6</b>  | <b>8</b>       | <b>8</b>  | <b>14</b>    | <b>14</b> |



Lanjutan Tabel/*Continued Table 4.1.6*

| Kecamatan<br>Subdistrict | Guru/Teachers |            |                |            |              |            |
|--------------------------|---------------|------------|----------------|------------|--------------|------------|
|                          | Negeri/Public |            | Swasta/Private |            | Jumlah/Total |            |
|                          | 2019/2020     | 2020/2021  | 2019/2020      | 2020/2021  | 2019/2020    | 2020/2021  |
| (1)                      | (8)           | (9)        | (10)           | (11)       | (12)         | (13)       |
| 010 Binuang              | 35            | 39         | 37             | 35         | 70           | 74         |
| 011 Hatungun             | -             | -          | 19             | 25         | 19           | 25         |
| 020 Tapin Selatan        | 20            | 33         | 62             | 56         | 82           | 89         |
| 021 Salam Babaris        | -             | -          | 8              | 13         | 8            | 13         |
| 030 Tapin Tengah         | -             | -          | -              | -          | -            | -          |
| 040 Bungur               | -             | -          | -              | -          | -            | -          |
| 050 Piani                | -             | -          | -              | -          | -            | -          |
| 060 Lokpaikat            | -             | -          | -              | -          | -            | -          |
| 070 Tapin Utara          | 54            | 82         | 15             | 11         | 69           | 93         |
| 080 Bakarangan           | -             | -          | -              | -          | -            | -          |
| 090 Candi Laras Selatan  | -             | -          | -              | -          | -            | -          |
| 100 Candi Laras Utara    | 34            | 55         | 15             | 12         | 49           | 67         |
| <b>Tapin</b>             | <b>141</b>    | <b>209</b> | <b>156</b>     | <b>152</b> | <b>297</b>   | <b>361</b> |

Lanjutan Tabel/*Continued Table* 4.1.6

| Kecamatan<br>Subdistrict | Murid/Pupils  |              |                |              |              |              |
|--------------------------|---------------|--------------|----------------|--------------|--------------|--------------|
|                          | Negeri/Public |              | Swasta/Private |              | Jumlah/Total |              |
|                          | 2019/2020     | 2020/2021    | 2019/2020      | 2020/2021    | 2019/2020    | 2020/2021    |
| (1)                      | (14)          | (15)         | (16)           | (17)         | (18)         | (19)         |
| 010 Benuang              | 516           | 360          | 269            | 320          | 785          | 680          |
| 011 Hatungun             | -             | -            | 253            | 316          | 253          | 316          |
| 020 Tapin Selatan        | 311           | 320          | 719            | 674          | 1 030        | 994          |
| 021 Salam Babaris        | -             | -            | 93             | 104          | 93           | 104          |
| 030 Tapin Tengah         | -             | -            | -              | -            | -            | -            |
| 040 Bungur               | -             | -            | -              | -            | -            | -            |
| 050 Piani                | -             | -            | -              | -            | -            | -            |
| 060 Lokpaikat            | -             | -            | -              | -            | -            | -            |
| 070 Tapin Utara          | 874           | 725          | 74             | 54           | 948          | 779          |
| 080 Bakarangan           | -             | -            | -              | -            | -            | -            |
| 090 Candi Laras Selatan  | -             | -            | -              | -            | -            | -            |
| 100 Candi Laras Utara    | 228           | 221          | 77             | 71           | 305          | 292          |
| <b>Tapin</b>             | <b>1 929</b>  | <b>1 626</b> | <b>1 485</b>   | <b>1 539</b> | <b>3 414</b> | <b>3 165</b> |

Sumber/*Source*: Kementerian Agama, EMIS, Data Semester Ganjil/*Ministry of Religious Affairs, EMIS, Odd Semester Data*

**Tabel**  
**Table 4.1.7**

**Jumlah Sekolah, Guru, dan Murid Sekolah Menengah Atas (SMA) di Bawah Kementerian Pendidikan, Kebudayaan, Riset, dan Teknologi di Kabupaten Tapin Menurut Kecamatan, 2020/2021 dan 2021/2022**

**Number of Schools, Teachers, and Pupils in Upper Secondary Schools Under The Ministry of Education, Culture, Research, and Technology Research, and Technology in Tapin Regency by Subdistrict, 2020/2021 and 2021/2022**

| Kecamatan<br>Subdistrict   | Sekolah/Schools  |           |                   |           |                 |           |
|----------------------------|------------------|-----------|-------------------|-----------|-----------------|-----------|
|                            | Negeri<br>Public |           | Swasta<br>Private |           | Jumlah<br>Total |           |
|                            | 2020/2021        | 2021/2022 | 2020/2021         | 2021/2022 | 2020/2021       | 2021/2022 |
| (1)                        | (2)              | (3)       | (4)               | (5)       | (6)             | (7)       |
| 010 Benuang                | 1                | 1         | 2                 | 2         | 3               | 3         |
| 011 Hatungun               | -                | -         | -                 | -         | -               | -         |
| 020 Tapin Selatan          | 1                | 1         | -                 | -         | 1               | 1         |
| 021 Salam Babaris          | 1                | 1         | -                 | -         | 1               | 1         |
| 030 Tapin Tengah           | 1                | 1         | -                 | -         | 1               | 1         |
| 040 Bungur                 | -                | -         | -                 | -         | -               | -         |
| 050 Piani                  | -                | -         | -                 | -         | -               | -         |
| 060 Lokpaikat              | -                | -         | -                 | -         | -               | -         |
| 070 Tapin Utara            | 1                | 1         | -                 | -         | 1               | 1         |
| 080 Bakarangan             | -                | -         | -                 | -         | -               | -         |
| 090 Candi Laras<br>Selatan | 1                | 1         | -                 | -         | 1               | 1         |
| 100 Candi Laras Utara      | -                | -         | -                 | -         | -               | -         |
| <b>Tapin</b>               | <b>6</b>         | <b>6</b>  | <b>2</b>          | <b>2</b>  | <b>8</b>        | <b>8</b>  |

Lanjutan Tabel/Continued Table 4.1.7

| Kecamatan<br>Subdistrict | Guru <sup>1</sup> /Teachers <sup>1</sup> |            |                   |           |                 |            |
|--------------------------|--|------------|-------------------|-----------|-----------------|------------|
|                          | Negeri<br>Public                         |            | Swasta<br>Private |           | Jumlah<br>Total |            |
|                          | 2020/2021                                | 2021/2022  | 2020/2021         | 2021/2022 | 2020/2021       | 2021/2022  |
| (1)                      | (8)                                      | (9)        | (10)              | (11)      | (12)            | (13)       |
| 010 Benuang              | 31                                       | 28         | 12                | 6         | 43              | 34         |
| 011 Hatungun             | -  | -          | -                 | -         | -               | -          |
| 020 Tapin Selatan        | 22                                       | 22         | -                 | -         | 22              | 22         |
| 021 Salam Babaris        | 17                                       | 17         | -                 | -         | 17              | 17         |
| 030 Tapin Tengah         | 19                                       | 18         | -                 | -         | 19              | 18         |
| 040 Bungur               | -  | -          | -                 | -         | -               | -          |
| 050 Piani                | -  | -          | -                 | -         | -               | -          |
| 060 Lokpaikat            | -  | -          | -                 | -         | -               | -          |
| 070 Tapin Utara          | 46                                       | 41         | -                 | -         | 46              | 41         |
| 080 Bakarangan           | -  | -          | -                 | -         | -               | -          |
| 090 Candi Laras Selatan  | 16                                       | 15         | -                 | -         | 16              | 15         |
| 100 Candi Laras Utara    | -  | -          | -                 | -         | -               | -          |
| <b>Tapin</b>             | <b>151</b>                               | <b>141</b> | <b>12</b>         | <b>6</b>  | <b>163</b>      | <b>147</b> |

Lanjutan Tabel/*Continued Table 4.1.7*

| Kecamatan<br>Subdistrict   | Murid/Students   |              |                   |            |                 |              |
|----------------------------|------------------|--------------|-------------------|------------|-----------------|--------------|
|                            | Negeri<br>Public |              | Swasta<br>Private |            | Jumlah<br>Total |              |
|                            | 2020/2021        | 2021/2022    | 2020/2021         | 2021/2022  | 2020/2021       | 2021/2022    |
| (1)                        | (14)             | (15)         | (16)              | (17)       | (18)            | (19)         |
| 010 Binuang                | 508              | 460          | 183               | 225        | 691             | 685          |
| 011 Hatungun               | -                | -            | -                 | -          | -               | -            |
| 020 Tapin Selatan          | 212              | 197          | -                 | -          | 212             | 197          |
| 021 Salam Babaris          | 271              | 256          | -                 | -          | 271             | 256          |
| 030 Tapin Tengah           | 230              | 244          | -                 | -          | 230             | 244          |
| 040 Bungur                 | -                | -            | -                 | -          | -               | -            |
| 050 Piani                  | -                | -            | -                 | -          | -               | -            |
| 060 Lokpaikat              | -                | -            | -                 | -          | -               | -            |
| 070 Tapin Utara            | 561              | 560          | -                 | -          | 561             | 560          |
| 080 Bakarangan             | -                | -            | -                 | -          | -               | -            |
| 090 Candi Laras<br>Selatan | 227              | 191          | -                 | -          | 227             | 191          |
| 100 Candi Laras Utara      | -                | -            | -                 | -          | -               | -            |
| <b>Tapin</b>               | <b>2 009</b>     | <b>1 908</b> | <b>183</b>        | <b>225</b> | <b>2 192</b>    | <b>2 133</b> |

Catatan/Note: <sup>1</sup> Jumlah guru termasuk kepala sekolah dan guru/*The total of teachers including headmaster and teacher*

Sumber/Source: Kementerian Pendidikan dan Kebudayaan, Data Semester Ganjil/*Ministry of Educations and Culture, Odd Semester Data*

**Tabel**  
**Table** 4.1.8

**Jumlah Sekolah, Guru, dan Murid Sekolah Menengah Kejuruan (SMK) di Bawah Kementerian Pendidikan, Kebudayaan, Riset, dan Teknologi di Kabupaten Tapin Menurut Kecamatan, 2020/2021 dan 2021/2022**  
**Number of Schools, Teachers, and Pupils in Vocational High Schools Under The Ministry of Education, Culture, Research, and Technology in Tapin Regency by Subdistrict, 2020/2021 and 2021/2022**

| Kecamatan<br>Subdistrict | Sekolah/Schools  |           |                   |           |                 |           |
|--------------------------|------------------|-----------|-------------------|-----------|-----------------|-----------|
|                          | Negeri<br>Public |           | Swasta<br>Private |           | Jumlah<br>Total |           |
|                          | 2020/2021        | 2021/2022 | 2020/2021         | 2021/2022 | 2020/2021       | 2021/2022 |
| (1)                      | (2)              | (3)       | (4)               | (5)       | (6)             | (7)       |
| 010 Benuang              | 1                | 1         | -                 | -         | 1               | 1         |
| 011 Hatungun             | -                | -         | -                 | -         | -               | -         |
| 020 Tapin Selatan        | 1                | 1         | -                 | -         | 1               | 1         |
| 021 Salam Babaris        | -                | -         | -                 | -         | -               | -         |
| 030 Tapin Tengah         | -                | -         | -                 | -         | -               | -         |
| 040 Bungur               | -                | -         | -                 | -         | -               | -         |
| 050 Piani                | -                | -         | -                 | -         | -               | -         |
| 060 Lokpaikat            | -                | -         | -                 | -         | -               | -         |
| 070 Tapin Utara          | 1                | 1         | -                 | -         | 1               | 1         |
| 080 Bakarangan           | -                | -         | -                 | -         | -               | -         |
| 090 Candi Laras Selatan  | -                | -         | -                 | -         | -               | -         |
| 100 Candi Laras Utara    | -                | -         | -                 | -         | -               | -         |
| <b>Tapin</b>             | <b>3</b>         | <b>3</b>  | <b>0</b>          | <b>0</b>  | <b>3</b>        | <b>3</b>  |

Lanjutan Tabel/Continued Table 4.1.8

| Kecamatan<br>Subdistrict   | Guru <sup>1</sup> /Teachers <sup>1</sup> |            |                   |           |                 |            |
|----------------------------|--|------------|-------------------|-----------|-----------------|------------|
|                            | Negeri<br>Public                         |            | Swasta<br>Private |           | Jumlah<br>Total |            |
|                            | 2020/2021                                | 2021/2022  | 2020/2021         | 2021/2022 | 2020/2021       | 2021/2022  |
| (1)                        | (8)                                      | (9)        | (10)              | (11)      | (12)            | (13)       |
| 010 Binuang                | 42                                       | 36         | -                 | -         | 42              | 36         |
| 011 Hatungun               | -  | -          | -                 | -         | -               | -          |
| 020 Tapin Selatan          | 70                                       | 63         | -                 | -         | 70              | 63         |
| 021 Salam Babaris          | -  | -          | -                 | -         | -               | -          |
| 030 Tapin Tengah           | -  | -          | -                 | -         | -               | -          |
| 040 Bungur                 | -  | -          | -                 | -         | -               | -          |
| 050 Piani                  | -  | -          | -                 | -         | -               | -          |
| 060 Lokpaikat              | -  | -          | -                 | -         | -               | -          |
| 070 Tapin Utara            | 34                                       | 35         | -                 | -         | 34              | 35         |
| 080 Bakarangan             | -  | -          | -                 | -         | -               | -          |
| 090 Candi Laras<br>Selatan | -  | -          | -                 | -         | -               | -          |
| 100 Candi Laras Utara      | -  | -          | -                 | -         | -               | -          |
| <b>Tapin</b>               | <b>146</b>                               | <b>134</b> | <b>0</b>          | <b>0</b>  | <b>146</b>      | <b>134</b> |

Lanjutan Tabel/*Continued Table* 4.1.8

| Kecamatan<br>Subdistrict | Murid/Students   |              |                   |           |                 |              |
|--------------------------|------------------|--------------|-------------------|-----------|-----------------|--------------|
|                          | Negeri<br>Public |              | Swasta<br>Private |           | Jumlah<br>Total |              |
|                          | 2020/2021        | 2021/2022    | 2020/2021         | 2021/2022 | 2020/2021       | 2021/2022    |
| (1)                      | (14)             | (15)         | (16)              | (17)      | (18)            | (19)         |
| 010 Binuang              | 631              | 771          | -                 | -         | 631             | 771          |
| 011 Hatungun             | -                | -            | -                 | -         | -               | -            |
| 020 Tapin Selatan        | 1 023            | 942          | -                 | -         | 1 023           | 942          |
| 021 Salam Babaris        | -                | -            | -                 | -         | -               | -            |
| 030 Tapin Tengah         | -                | -            | -                 | -         | -               | -            |
| 040 Bungur               | -                | -            | -                 | -         | -               | -            |
| 050 Piani                | -                | -            | -                 | -         | -               | -            |
| 060 Lokpaikat            | -                | -            | -                 | -         | -               | -            |
| 070 Tapin Utara          | 611              | 585          | -                 | -         | 611             | 585          |
| 080 Bakarangan           | -                | -            | -                 | -         | -               | -            |
| 090 Candi Laras Selatan  | -                | -            | -                 | -         | -               | -            |
| 100 Candi Laras Utara    | -                | -            | -                 | -         | -               | -            |
| <b>Tapin</b>             | <b>2 265</b>     | <b>2 298</b> | <b>0</b>          | <b>0</b>  | <b>2 265</b>    | <b>2 298</b> |

Catatan/Note: <sup>1</sup> Guru yang mengajar di 2 sekolah atau lebih dihitung di masing-masing sekolah. Jumlah guru termasuk kepala sekolah dan guru/*The teacher who taught in two schools or more counted in every school. The total of teachers including headmaster and teacher*

<sup>2</sup> Jumlah guru termasuk kepala sekolah dan guru/*The total of teachers including headmaster and teacher*

Sumber/Source: Kementerian Pendidikan dan Kebudayaan, Sistem Data Pokok Pendidikan, data semester ganjil laporan sampai dengan 2020/*Ministry of Educations and Culture, Basic Education Data System, odd semester report data up to 2020*



**Tabel**  
**Table** 4.1.9

**Jumlah Sekolah, Guru, dan Murid Madrasah Aliyah (MA) di Bawah Kementerian Agama di Kabupaten Tapin Menurut Kecamatan, 2020/2021 dan 2021/2022**  
**Number of Schools, Teachers, and Pupils in Madrasah Aliyah (MA) Under the Ministry of Religious Affairs in Tapin Regency by Subdistrict, 2020/2021 and 2021/2022**

| Kecamatan<br>Subdistrict | Sekolah/Schools  |           |                   |           |                 |           |
|--------------------------|------------------|-----------|-------------------|-----------|-----------------|-----------|
|                          | Negeri<br>Public |           | Swasta<br>Private |           | Jumlah<br>Total |           |
|                          | 2019/2020        | 2020/2021 | 2019/2020         | 2020/2021 | 2019/2020       | 2020/2021 |
| (1)                      | (2)              | (3)       | (4)               | (5)       | (6)             | (7)       |
| 010 Binuang              | 1                | 1         | -                 | -         | 1               | 1         |
| 011 Hatungun             | -                | -         | 1                 | 1         | 1               | 1         |
| 020 Tapin Selatan        | -                | -         | 1                 | 1         | 1               | 1         |
| 021 Salam Babaris        | -                | -         | 1                 | 1         | 1               | 1         |
| 030 Tapin Tengah         | -                | -         | -                 | -         | -               | -         |
| 040 Bungur               | -                | -         | -                 | -         | -               | -         |
| 050 Piani                | -                | -         | -                 | -         | -               | -         |
| 060 Lokpaikat            | -                | -         | -                 | -         | -               | -         |
| 070 Tapin Utara          | 1                | 1         | -                 | -         | 1               | 1         |
| 080 Bakarangan           | -                | -         | -                 | -         | -               | -         |
| 090 Candi Laras Selatan  | -                | -         | -                 | -         | -               | -         |
| 100 Candi Laras Utara    | 1                | 1         | 1                 | 1         | 2               | 2         |
| <b>Tapin</b>             | <b>3</b>         | <b>3</b>  | <b>4</b>          | <b>4</b>  | <b>7</b>        | <b>7</b>  |

Lanjutan Tabel/*Continued Table 4.1.9*

| Kecamatan<br>Subdistrict | Guru <sup>1</sup> /Teachers <sup>1</sup> |            |                   |           |                 |            |
|--------------------------|--|------------|-------------------|-----------|-----------------|------------|
|                          | Negeri<br>Public                         |            | Swasta<br>Private |           | Jumlah<br>Total |            |
|                          | 2019/2020                                | 2020/2021  | 2019/2020         | 2020/2021 | 2019/2020       | 2020/2021  |
| (1)                      | (8)                                      | (9)        | (10)              | (11)      | (12)            | (13)       |
| 010 Binuang              | 41                                       | 45         | -                 | -         | 41              | 45         |
| 011 Hatungun             | -  | -          | 12                | 8         | 12              | 8          |
| 020 Tapin Selatan        | -  | -          | 34                | 35        | 34              | 35         |
| 021 Salam Babaris        | -  | -          | 13                | 14        | 13              | 14         |
| 030 Tapin Tengah         | -  | -          | -                 | -         | -               | -          |
| 040 Bungur               | -  | -          | -                 | -         | -               | -          |
| 050 Piani                | -  | -          | -                 | -         | -               | -          |
| 060 Lokpaikat            | -  | -          | -                 | -         | -               | -          |
| 070 Tapin Utara          | 40                                       | 57         | -                 | -         | 40              | 57         |
| 080 Bakarangan           | -  | -          | -                 | -         | -               | -          |
| 090 Candi Laras Selatan  | -  | -          | -                 | -         | -               | -          |
| 100 Candi Laras Utara    | 27                                       | 36         | 19                | 15        | 46              | 51         |
| <b>Tapin</b>             | <b>108</b>                               | <b>138</b> | <b>78</b>         | <b>72</b> | <b>186</b>      | <b>210</b> |

Lanjutan Tabel/*Continued Table 4.1.9*

| Kecamatan<br>Subdistrict | Murid/Students   |              |                   |            |                 |              |
|--------------------------|------------------|--------------|-------------------|------------|-----------------|--------------|
|                          | Negeri<br>Public |              | Swasta<br>Private |            | Jumlah<br>Total |              |
|                          | 2019/2020        | 2020/2021    | 2019/2020         | 2020/2021  | 2019/2020       | 2020/2021    |
| (1)                      | (14)             | (15)         | (16)              | (17)       | (18)            | (19)         |
| 010 Benuang              | 431              | 415          | -                 | -          | 431             | 415          |
| 011 Hatungun             | -                | -            | 138               | 85         | 138             | 85           |
| 020 Tapin Selatan        | -                | -            | 392               | 361        | 392             | 361          |
| 021 Salam Babaris        | -                | -            | 25                | 39         | 25              | 39           |
| 030 Tapin Tengah         | -                | -            | -                 | -          | -               | -            |
| 040 Bungur               | -                | -            | -                 | -          | -               | -            |
| 050 Piani                | -                | -            | -                 | -          | -               | -            |
| 060 Lokpaikat            | -                | -            | -                 | -          | -               | -            |
| 070 Tapin Utara          | 525              | 531          | -                 | -          | 525             | 531          |
| 080 Bakarangan           | -                | -            | -                 | -          | -               | -            |
| 090 Candi Laras Selatan  | -                | -            | -                 | -          | -               | -            |
| 100 Candi Laras Utara    | 252              | 191          | 85                | 89         | 337             | 280          |
| <b>Tapin</b>             | <b>1 208</b>     | <b>1 137</b> | <b>640</b>        | <b>574</b> | <b>1 848</b>    | <b>1 711</b> |

Sumber/*Source*: Kementerian Agama, Data Semester Ganjil/*Ministry of Religious Affairs, Odd Semester Data*

**Tabel** 4.1.10  
**Table**

**Jumlah Desa<sup>1</sup>/Kelurahan yang Memiliki Fasilitas Sekolah di Kabupaten Tapin Menurut Kecamatan dan Tingkat Pendidikan, 2019-2021**  
**Number of Villages<sup>1</sup> Having Educational Facilities in Tapin Regency by Subdistrict and Educational Level, 2019-2021**

| Kecamatan<br>Subdistrict | SD<br>Primary School |            |            |
|--------------------------|----------------------|------------|------------|
|                          | 2019                 | 2020       | 2021       |
| (1)                      | (2)                  | (3)        | (4)        |
| 010 Benuang              | 11                   | 11         | 11         |
| 011 Hatungun             | 8                    | 8          | 8          |
| 020 Tapin Selatan        | 11                   | 11         | 11         |
| 021 Salam Babaris        | 6                    | 6          | 6          |
| 030 Tapin Tengah         | 15                   | 15         | 15         |
| 040 Bungur               | 11                   | 11         | 11         |
| 050 Piani                | 7                    | 7          | 7          |
| 060 Lokpaikat            | 7                    | 7          | 7          |
| 070 Tapin Utara          | 10                   | 10         | 11         |
| 080 Bakarangan           | 9                    | 9          | 9          |
| 090 Candi Laras Selatan  | 10                   | 10         | 10         |
| 100 Candi Laras Utara    | 13                   | 13         | 13         |
| <b>Tapin</b>             | <b>118</b>           | <b>118</b> | <b>119</b> |

Lanjutan Tabel/*Continued Table* 4.1.10

| Kecamatan<br>Subdistrict | SMP<br>Junior High School |           |           |
|--------------------------|---------------------------|-----------|-----------|
|                          | 2019                      | 2020      | 2021      |
| (1)                      | (5)                       | (6)       | (7)       |
| 010 Benuang              | 4                         | 4         | 4         |
| 011 Hatungun             | 1                         | 1         | 1         |
| 020 Tapin Selatan        | 3                         | 3         | 3         |
| 021 Salam Babaris        | 3                         | 3         | 3         |
| 030 Tapin Tengah         | 3                         | 3         | 3         |
| 040 Bungur               | 2                         | 2         | 2         |
| 050 Piani                | 2                         | 2         | 2         |
| 060 Lokpaikat            | 1                         | 1         | 1         |
| 070 Tapin Utara          | 3                         | 3         | 3         |
| 080 Bakarangan           | 2                         | 2         | 2         |
| 090 Candi Laras Selatan  | 2                         | 2         | 2         |
| 100 Candi Laras Utara    | 4                         | 4         | 4         |
| <b>Tapin</b>             | <b>30</b>                 | <b>30</b> | <b>30</b> |

Lanjutan Tabel/*Continued Table* 4.1.10

| Kecamatan<br><i>Subdistrict</i> | SMA<br><i>Senior High School</i> |           |           |
|---------------------------------|----------------------------------|-----------|-----------|
|                                 | 2019                             | 2020      | 2021      |
| (1)                             | (8)                              | (9)       | (10)      |
| 010 Benuang                     | 3                                | 3         | 4         |
| 011 Hatungun                    | 1                                | 1         | 1         |
| 020 Tapin Selatan               | 1                                | 1         | 1         |
| 021 Salam Babaris               | 1                                | 1         | 1         |
| 030 Tapin Tengah                | 1                                | 1         | 1         |
| 040 Bungur                      | -                                | -         | -         |
| 050 Piani                       | -                                | -         | 1         |
| 060 Lokpaikat                   | -                                | -         | -         |
| 070 Tapin Utara                 | 1                                | 1         | 1         |
| 080 Bakarangan                  | -                                | -         | -         |
| 090 Candi Laras Selatan         | 1                                | 1         | 1         |
| 100 Candi Laras Utara           | 2                                | 2         | 2         |
| <b>Tapin</b>                    | <b>11</b>                        | <b>11</b> | <b>13</b> |

Lanjutan Tabel/*Continued Table 4.1.10*

| Kecamatan<br><i>Subdistrict</i> | SMK<br><i>Vocational School</i> |          |          |
|---------------------------------|---------------------------------|----------|----------|
|                                 | 2019                            | 2020     | 2021     |
| (1)                             | (11)                            | (12)     | (13)     |
| 010 Binuang                     | 1                               | 1        | 1        |
| 011 Hatungun                    | -                               | -        | -        |
| 020 Tapin Selatan               | 1                               | 1        | 1        |
| 021 Salam Babaris               | -                               | -        | -        |
| 030 Tapin Tengah                | -                               | -        | -        |
| 040 Bungur                      | -                               | -        | -        |
| 050 Piani                       | -                               | -        | -        |
| 060 Lokpaikat                   | -                               | -        | -        |
| 070 Tapin Utara                 | 1                               | 1        | 1        |
| 080 Bakarangan                  | -                               | -        | -        |
| 090 Candi Laras Selatan         | -                               | -        | -        |
| 100 Candi Laras Utara           | -                               | -        | -        |
| <b>Tapin</b>                    | <b>3</b>                        | <b>3</b> | <b>3</b> |

Lanjutan Tabel/*Continued Table* 4.1.10

| Kecamatan<br><i>Subdistrict</i> | Perguruan Tinggi<br><i>University</i> |          |          |
|---------------------------------|---------------------------------------|----------|----------|
|                                 | 2019                                  | 2020     | 2021     |
| (1)                             | (14)                                  | (15)     | (16)     |
| 010 Binuang                     | -                                     | -        | -        |
| 011 Hatungun                    | -                                     | -        | -        |
| 020 Tapin Selatan               | 1                                     | 1        | 1        |
| 021 Salam Babaris               | -                                     | -        | -        |
| 030 Tapin Tengah                | -                                     | -        | -        |
| 040 Bungur                      | -                                     | -        | -        |
| 050 Piani                       | -                                     | -        | -        |
| 060 Lokpaikat                   | -                                     | -        | -        |
| 070 Tapin Utara                 | -                                     | -        | -        |
| 080 Bakarangan                  | -                                     | -        | -        |
| 090 Candi Laras Selatan         | -                                     | -        | -        |
| 100 Candi Laras Utara           | -                                     | -        | -        |
| <b>Tapin</b>                    | <b>1</b>                              | <b>1</b> | <b>1</b> |

Catatan/*Note*: <sup>1</sup> Desa pada tabel ini termasuk Unit Permukiman Transmigrasi (UPT) yang masih dibina oleh kementerian terkait dan nagari di Kabupaten/Kota Sumatera Barat/*Villages in this table include Transmigration Settlement Unit which is still fostered by the relevant ministries and the nagari in the Province of Sumatera Barat*

Sumber/*Source*: BPS, Pendataan Potensi Desa (Podes)/ *BPS—Statistics Indonesia, Village Potential Data Collection*



**Tabel**  
**Table** 4.1.11**Angka Partisipasi Murni (APM) dan Angka Partisipasi Kasar (APK) Menurut Jenjang Pendidikan di Kabupaten Tapin, 2020 dan 2021**  
**Net Enrolment Rate and Gross Enrolment Rate by Educational Level in Tapin Regency, 2020 and 2021**

| Jenjang Pendidikan<br>Educational Level                                    | Angka Partisipasi Murni (APM)<br>Net Enrollment Rate |       | Angka Partisipasi Kasar (APK)<br>Gross Enrollment Ratio |        |
|--|--|-------|---|--------|
|  | 2020   | 2021  | 2020  | 2021   |
| (1)  | (2)  | (3)   | (4)   | (5)    |
| SD/MI/Sederajat (7-12 Tahun)<br>Primary School (7-12 years)                | 98.98  | 99.41 | 112.66  | 114.35 |
| SMP/MTs/ Sederajat (13-15 tahun)<br>Lower Secondary School (13-15 years)   | 72.20  | 72.42 | 86.23   | 84.52  |
| SMA/SMK/MA/Sederajat (16-18 tahun)<br>Upper Secondary School (16-18 years) | 54.79  | 54.76 | 65.08   | 63.10  |

Sumber/Source: Badan Pusat Statistik Kabupaten Tapin/BPS-Statistics of Tapin Regency

**Tabel**  
**Table** 4.1.12

**Persentase Penduduk Berumur 15 Tahun ke Atas yang Melek Huruf Menurut Kelompok Umur di Kabupaten Tapin, 2020 dan 2021**  
**Percentage of Literate People Aged 15 Years and Over by Age Group in Tapin regency, 2020 and 2021**

| Kelompok Umur<br>Age Group | 2020 | 2021         |
|----------------------------|------|--------------|
| (1)                        | (2)  | (3)          |
| 15–19                      | ...  | 100.00       |
| 20–24                      | ...  | 100.00       |
| 25–29                      | ...  | 100.00       |
| 30–34                      | ...  | 100.00       |
| 35–39                      | ...  | 100.00       |
| 40–44                      | ...  | 100.00       |
| 45–49                      | ...  | 100.00       |
| 50+                        | ...  | 93.24        |
| <b>Jumlah/Total</b>        | ...  | <b>97.86</b> |

Sumber/Source: BPS, Survei Sosial Ekonomi Nasional (Susenas)/BPS-Statistics Indonesia, National Socioeconomic Survey

**Tabel** 4.1.13 **Banyaknya Sekolah Negeri Menurut Tingkat Pendidikan di Kabupaten Tapin, 2021/2022**  
**Table** 4.1.13 **Number of Public Schools by Studies Terrace in Tapin Regency, 2021/2022**

| Tingkat Pendidikan<br>Educational Level | Sekolah/<br>Kampus<br>Schools | Murid<br>Students | Guru<br>Teachers |
|---|-------------------------------|-------------------|------------------|
| (1)                                     | (2)                           | (4)               | (5)              |
| TK<br>Kindergarten                      | 9                             | 648               | 57               |
| SD<br>Primary School                    | 175                           | 17 717            | 1 585            |
| SLTP<br>Lower Secondary School          | 22                            | 3 459             | 310              |
| SLTA<br>Upper Secondary School          |                               |                   |                  |
| -SMU                                    | 6                             | 1 908             | 141              |
| -SMK                                    | 3                             | 2 298             | 134              |

Sumber/Source: Dinas Pendidikan Kabupaten Tapin/Education Service of Tapin Regency

**Tabel 4.1.14** Banyaknya Sekolah Swasta Menurut Tingkat Pendidikan di Kabupaten Tapin, 2021/2022  
**Table 4.1.14** *Number of Private Schools by Studies Terrace in Tapin Regency, 2021/2022*

| Tingkat Pendidikan<br><i>Educational Level</i> | Sekolah/<br>Kampus<br>Schools | Murid<br>Students | Guru<br>Teachers |
|--|-------------------------------|-------------------|------------------|
| (1)  | (2)                           | (3)               | (4)              |
| TK<br><i>Kindergarten</i>                      | 117                           | 3 955             | 410              |
| SD<br><i>Primary School</i>                    | 3                             | 484               | 43               |
| SLTP<br><i>Lower Secondary School</i>          | 4                             | 481               | 31               |
| SLTA<br><i>Upper Secondary School</i>          |                               |                   |                  |
| -SMU   | 2                             | 25                | 6                |
| -SMK   | -                             | -                 | -                |

Sumber/Source: Dinas Pendidikan Kabupaten Tapin/*Education Service of Tapin Regency*

## 4.2 KESEHATAN HEALTH

**Tabel** 4.2.1 **Jumlah Desa<sup>1</sup>/Kelurahan Yang Memiliki Sarana Kesehatan di Kabupaten Tapin Menurut Kecamatan dan Tingkat Pendidikan, 2019-2021**  
**Number of Villages<sup>1</sup> Having Health Facilities in Tapin Regency by Subdistrict and Educational Level, 2019-2021**

| Kecamatan<br>Subdistrict | Rumah Sakit<br>Hospital |          |          |
|--------------------------|-------------------------|----------|----------|
|                          | 2019                    | 2020     | 2021     |
| (1)                      | (2)                     | (3)      | (4)      |
| 010 Benuang              | -                       | -        | -        |
| 011 Hatungun             | -                       | -        | -        |
| 020 Tapin Selatan        | -                       | -        | -        |
| 021 Salam Babaris        | -                       | -        | -        |
| 030 Tapin Tengah         | -                       | -        | -        |
| 040 Bungur               | -                       | -        | -        |
| 050 Piani                | -                       | -        | -        |
| 060 Lokpaikat            | -                       | -        | -        |
| 070 Tapin Utara          | 2                       | 2        | 2        |
| 080 Bakarangan           | -                       | -        | -        |
| 090 Candi Laras Selatan  | -                       | -        | -        |
| 100 Candi Laras Utara    | -                       | -        | -        |
| <b>Tapin</b>             | <b>2</b>                | <b>2</b> | <b>2</b> |

Lanjutan Tabel/*Continued Table* 4.2.1

| Kecamatan<br>Subdistrict | Rumah Sakit Bersalin<br>Maternity Hospital |          |          |
|--------------------------|--|----------|----------|
|                          | 2019                                       | 2020     | 2021     |
| (1)                      | (5)  | (6)      | (7)      |
| 010 Benuang              | -  | -        | -        |
| 011 Hatungun             | -  | -        | -        |
| 020 Tapin Selatan        | -  | -        | -        |
| 021 Salam Babaris        | -  | -        | -        |
| 030 Tapin Tengah         | -  | -        | -        |
| 040 Bungur               | -  | -        | -        |
| 050 Piani                | -  | -        | -        |
| 060 Lokpaikat            | -  | -        | -        |
| 070 Tapin Utara          | -  | -        | -        |
| 080 Bakarangan           | -  | -        | -        |
| 090 Candi Laras Selatan  | -  | -        | -        |
| 100 Candi Laras Utara    | -  | -        | -        |
| <b>Tapin</b>             | <b>0</b>                                   | <b>0</b> | <b>0</b> |

Lanjutan Tabel/*Continued Table 4.2.1*

| Kecamatan<br>Subdistrict | Poliklinik<br>Polyclinic |          |          |
|--------------------------|--------------------------|----------|----------|
|                          | 2019                     | 2020     | 2021     |
| (1)                      | (8)                      | (9)      | (10)     |
| 010 Binuang              | 2                        | 2        | 3        |
| 011 Hatungun             | -                        | -        | -        |
| 020 Tapin Selatan        | -                        | -        | -        |
| 021 Salam Babaris        | -                        | -        | -        |
| 030 Tapin Tengah         | -                        | -        | -        |
| 040 Bungur               | -                        | -        | -        |
| 050 Piani                | -                        | -        | -        |
| 060 Lokpaikat            | -                        | -        | -        |
| 070 Tapin Utara          | -                        | -        | -        |
| 080 Bakarangan           | -                        | -        | -        |
| 090 Candi Laras Selatan  | -                        | -        | -        |
| 100 Candi Laras Utara    | -                        | -        | -        |
| <b>Tapin</b>             | <b>2</b>                 | <b>2</b> | <b>3</b> |

Lanjutan Tabel/*Continued Table* 4.2.1

| Kecamatan<br>Subdistrict | Puskesmas<br>Public Health Center |           |           |
|--------------------------|-----------------------------------|-----------|-----------|
|                          | 2019                              | 2020      | 2021      |
| (1)                      | (11)                              | (12)      | (13)      |
| 010 Binuang              | 1                                 | 1         | 1         |
| 011 Hatungun             | 1                                 | 1         | 1         |
| 020 Tapin Selatan        | 1                                 | 1         | 1         |
| 021 Salam Babaris        | 1                                 | 1         | 1         |
| 030 Tapin Tengah         | 2                                 | 2         | 2         |
| 040 Bungur               | 1                                 | 1         | 1         |
| 050 Piani                | 1                                 | 1         | 1         |
| 060 Lokpaikat            | 1                                 | 1         | 1         |
| 070 Tapin Utara          | 1                                 | 1         | 1         |
| 080 Bakarangan           | 1                                 | 1         | 1         |
| 090 Candi Laras Selatan  | 1                                 | 1         | 1         |
| 100 Candi Laras Utara    | 1                                 | 1         | 1         |
| <b>Tapin</b>             | <b>13</b>                         | <b>13</b> | <b>13</b> |



Lanjutan Tabel/Continued Table 4.2.1

| Kecamatan<br>Subdistrict | Puskesmas Pembantu<br>Subsidiary of Public Health Center |           |           |
|--------------------------|--|-----------|-----------|
|                          | 2019   | 2020      | 2021      |
| (1)                      | (14)   | (15)      | (16)      |
| 010 Binuang              | 1  | 2         | 2         |
| 011 Hatungun             | 2  | 2         | 2         |
| 020 Tapin Selatan        | 2  | 2         | 2         |
| 021 Salam Babaris        | 3  | 3         | 3         |
| 030 Tapin Tengah         | 3  | 3         | 3         |
| 040 Bungur               | 2  | 2         | 2         |
| 050 Piani                | 1  | 1         | 1         |
| 060 Lokpaikat            | 3  | 3         | 3         |
| 070 Tapin Utara          | 2  | 2         | 2         |
| 080 Bakarangan           | 3  | 3         | 2         |
| 090 Candi Laras Selatan  | 2  | 2         | 2         |
| 100 Candi Laras Utara    | 4  | 4         | 4         |
| <b>Tapin</b>             | <b>28</b>  | <b>29</b> | <b>28</b> |

Lanjutan Tabel/*Continued Table 4.2.1*

| Kecamatan<br>Subdistrict | Apotek<br>Pharmacy |           |           |
|--------------------------|--------------------|-----------|-----------|
|                          | 2019               | 2020      | 2021      |
| (1)                      | (17)               | (18)      | (19)      |
| 010 Binuang              | 2                  | 4         | 4         |
| 011 Hatungun             | -                  | -         | -         |
| 020 Tapin Selatan        | 1                  | 1         | 1         |
| 021 Salam Babaris        | -                  | -         | -         |
| 030 Tapin Tengah         | -                  | -         | -         |
| 040 Bungur               | -                  | -         | -         |
| 050 Piani                | -                  | -         | -         |
| 060 Lokpaikat            | -                  | -         | -         |
| 070 Tapin Utara          | 3                  | 7         | 4         |
| 080 Bakarangan           | -                  | -         | -         |
| 090 Candi Laras Selatan  | 1                  | 2         | 1         |
| 100 Candi Laras Utara    | -                  | -         | -         |
| <b>Tapin</b>             | <b>7</b>           | <b>14</b> | <b>10</b> |

Sumber/Source: BPS, Pendataan Potensi Desa (Podes)/BPS-Statistics Indonesia, Village Potential Data Collecting

**Tabel**  
**Table** 4.2.2**Jumlah Tenaga Kesehatan di Kabupaten Tapin Menurut Kecamatan, 2021**  
**Number of Medical Personnel in Tapin Regency by Subdistrict, 2021**

| Kecamatan<br>Subdistrict | Dokter <sup>1</sup><br>Doctor <sup>1</sup> | Dokter Gigi <sup>2</sup><br>Dentist <sup>2</sup> | Perawat<br>Nurse | Bidan<br>Midwife | Tenaga<br>kefarmasian<br>Pharmacist |
|--------------------------|--|--|------------------|------------------|-------------------------------------|
| (1)                      | (2)  | (3)  | (4)              | (5)              | (6)                                 |
| 010 Benuang              | 4  | 1  | 28               | 27               | 2                                   |
| 011 Hatungun             | 2  | –  | 14               | 11               | 3                                   |
| 020 Tapin Selatan        | 2  | 1  | 18               | 19               | 2                                   |
| 021 Salam Babaris        | 2  | –  | 11               | 14               | 1                                   |
| 030 Tapin Tengah         | 4  | –  | 22               | 27               | 5                                   |
| 040 Bungur               | 2  | 2  | 14               | 24               | 2                                   |
| 050 Piani                | 2  | 1  | 15               | 10               | 2                                   |
| 060 Lokpaikat            | 2  | 1  | 12               | 16               | 2                                   |
| 070 Tapin Utara          | 3  | 1  | 11               | 26               | 3                                   |
| 080 Bakarangan           | 3  | 1  | 12               | 19               | 1                                   |
| 090 Candi Laras Selatan  | 2  | 1  | 16               | 15               | 1                                   |
| 100 Candi Laras Utara    | 2  | 1  | 13               | 21               | 1                                   |
| <b>Tapin</b>             | <b>30</b>                                  | <b>11</b>  | <b>186</b>       | <b>229</b>       | <b>25</b>                           |

Lanjutan Tabel/*Continued Table 4.2.2*

| Kecamatan<br><i>Subdistrict</i> | Tenaga<br>Kesehatan<br>Masyarakat<br><i>Public Health<br/>worker</i> | Tenaga<br>Kesehatan<br>Lingkungan<br><i>Enviromental<br/>Health Worker</i> | Tenaga Gizi<br><i>Nutritionist</i> | Ahli Teknologi<br>Laboratorium Medik<br><i>Medical<br/>Laboratory<br/>Technician</i> |
|---------------------------------|--|--|------------------------------------|--|
| (1)                             | (7)  | (8)  | (9)                                | (10)   |
| 010 Binuang                     | 4  | 1  | 4                                  | –  |
| 011 Hatungun                    | 2  | 1  | 2                                  | 1  |
| 020 Tapin Selatan               | 4  | 1  | 3                                  | 2  |
| 021 Salam Babaris               | 1  | 3  | 3                                  | 2  |
| 030 Tapin Tengah                | 3  | 5  | 5                                  | 4  |
| 040 Bungur                      | 2  | 2  | 3                                  | 3  |
| 050 Piani                       | 1  | 1  | 3                                  | 2  |
| 060 Lokpaikat                   | 1  | 3  | 3                                  | 2  |
| 070 Tapin Utara                 | 1  | 1  | 2                                  | 2  |
| 080 Bakarangan                  | 2  | 1  | 2                                  | 1  |
| 090 Candi Laras Selatan         | 1  | –  | 3                                  | 2  |
| 100 Candi Laras Utara           | –  | –  | 5                                  | 1  |
| <b>Tapin</b>                    | <b>22</b>  | <b>19</b>  | <b>38</b>                          | <b>22</b>  |

Catatan/*Note*: <sup>1</sup>Dokter dalam tabel ini termasuk dokter spesialis (selain spesialis gigi) dan dokter umum/*Doctor in this table include medical specialist (exclude dentist specialist) and general practitioner*

<sup>2</sup>Dokter gigi dalam tabel ini termasuk dokter spesialis gigi dan dokter gigi/*Doctor in this table include dentist dan dentist specialist*

Sumber/*Source*: Dinas Kesehatan Kabupaten Tapin/*Public Health Office of Tapin Regency*

**Tabel 4.2.3** Jumlah Rumah Sakit Umum, Rumah Sakit Khusus, Puskesmas, Klinik Pratama, dan Posyandu Menurut Kecamatan di Kabupaten Tapin, 2020 dan 2021  
**Number of General Hospital, Specialized Hospital, Public Health Center, Primary Clinic, and Integrated Health Post by Subdistrict in Tapin Regency, 2020 and 2021**

| Kecamatan<br>Subdistrict | Rumah Sakit Umum<br>General Hospital |          | Rumah Sakit Khusus<br>Special Hospital |          |
|--------------------------|--------------------------------------|----------|--|----------|
|                          | 2020                                 | 2021     | 2020                                   | 2021     |
| (1)                      | (2)                                  | (3)      | (4)                                    | (5)      |
| 010 Benuang              | -                                    | -        | -                                      | -        |
| 011 Hatungun             | -                                    | -        | -                                      | -        |
| 020 Tapin Selatan        | -                                    | -        | -                                      | -        |
| 021 Salam Babaris        | -                                    | -        | -                                      | -        |
| 030 Tapin Tengah         | -                                    | -        | -                                      | -        |
| 040 Bungur               | -                                    | -        | -                                      | -        |
| 050 Piani                | -                                    | -        | -                                      | -        |
| 060 Lokpaikat            | -                                    | -        | -                                      | -        |
| 070 Tapin Utara          | 2                                    | 2        | -                                      | -        |
| 080 Bakarangan           | -                                    | -        | -                                      | -        |
| 090 Candi Laras Selatan  | -                                    | -        | -                                      | -        |
| 100 Candi Laras Utara    | -                                    | -        | -                                      | -        |
| <b>Tapin</b>             | <b>2</b>                             | <b>2</b> | <b>0</b>                               | <b>0</b> |

Lanjutan Tabel/*Continued Table* 4.2.3

| Kecamatan<br>Subdistrict | Puskesmas <sup>1</sup> Rawat Inap<br><i>Public Health Center<sup>1</sup><br/>with Inpatient Care</i> |          | Puskesmas <sup>1</sup><br>Non Rawat Inap<br><i>Public Health Center<sup>1</sup><br/>without Inpatient Care</i> |           |
|--------------------------|--|----------|--|-----------|
|                          | 2020   | 2021     | 2020   | 2021      |
| (1)                      | (6)  | (7)      | (8)  | (9)       |
| 010 Benuang              | 1  | 1        | 1  | 1         |
| 011 Hatungun             | -  | -        | 1  | 1         |
| 020 Tapin Selatan        | -  | -        | 1  | 1         |
| 021 Salam Babaris        | -  | -        | 1  | 1         |
| 030 Tapin Tengah         | -  | -        | 1  | 1         |
| 040 Bungur               | -  | -        | 1  | 1         |
| 050 Piani                | -  | -        | 1  | 1         |
| 060 Lokpaikat            | -  | -        | 1  | 1         |
| 070 Tapin Utara          | -  | -        | 1  | 1         |
| 080 Bakarangan           | -  | -        | 1  | 1         |
| 090 Candi Laras Selatan  | 1  | 1        | -  | -         |
| 100 Candi Laras Utara    | -  | -        | 1  | 1         |
| <b>Tapin</b>             | <b>2</b>   | <b>2</b> | <b>11</b>  | <b>11</b> |

Lanjutan Tabel/Continued Table 4.2.3

| Kecamatan<br>Subdistrict | Klinik Pratama<br>Primary Clinic |          | Posyandu<br>Intregrated Health Post |            |
|--------------------------|----------------------------------|----------|-------------------------------------|------------|
|                          | 2020                             | 2021     | 2020                                | 2021       |
| (1)                      | (10)                             | (11)     | (12)                                | (13)       |
| 010 Binuang              | 2                                | 2        | 25                                  | 25         |
| 011 Hatungun             | -                                | -        | 8                                   | 8          |
| 020 Tapin Selatan        | -                                | -        | 26                                  | 26         |
| 021 Salam Babaris        | 2                                | 2        | 6                                   | 12         |
| 030 Tapin Tengah         | -                                | -        | 11                                  | 24         |
| 040 Bungur               | -                                | -        | 23                                  | 23         |
| 050 Piani                | -                                | -        | 26                                  | 17         |
| 060 Lokpaikat            | 3                                | 3        | 12                                  | 11         |
| 070 Tapin Utara          | 1                                | 1        | 30                                  | 30         |
| 080 Bakarangan           | -                                | -        | 14                                  | 14         |
| 090 Candi Laras Selatan  | -                                | -        | 18                                  | 18         |
| 100 Candi Laras Utara    | 1                                | 1        | 14                                  | 14         |
| <b>Tapin</b>             | <b>9</b>                         | <b>9</b> | <b>213</b>                          | <b>222</b> |

Catatan/Note: <sup>1</sup> Puskesmas yang teregistrasi/Registered Public Health Center

Sumber/Source: Dinas Kesehatan Kabupaten Tapin/Public Health Office of Tapin Regency

**Tabel**  
**Table 4.2.4****Pola Penyakit Terbanyak Pasien Rawat Inap RSUD Datu Sanggul di Kabupaten Tapin, 2021**  
*Pattern of Most Diseases Inpatient of Datu Sanggul Hospital in Tapin Regency, 2021*

| Golongan Sebab-Sebab Sakit  | Jumlah Keseluruhan | Pasien Keluar (Hidup + Mati) |            |           |           |
|---|--------------------|------------------------------|------------|-----------|-----------|
|   |                    | Hidup (LK)                   | Hidup (PR) | Mati (LK) | Mati (PR) |
| (1)   | (2)                | (3)                          | (4)        | (5)       | (6)       |
| 01.Hipertensi Essensial (Primer)  | 297                | 151                          | 120        | 12        | 14        |
| 02.Neoplasma Jinak Lainnya  | 221                | 110                          | 110        | 1         | -         |
| 03.Anemia Lainnya   | 272                | 119                          | 99         | 34        | 20        |
| 04.Dispepsia  | 208                | 68                           | 136        | 2         | 2         |
| 05.Pneumonia  | 124                | 62                           | 62         | -         | -         |
| 06.Diare dan Gastroenteritis oleh Penyebab Infeksi Tertentu (Kolitis Infeksi) | 80                 | 22                           | 58         | -         | -         |
| 07.Diabetes Mellitus YTT  | 73                 | 38                           | 35         | -         | -         |
| 08.Demam Dengue   | 81                 | 38                           | 35         | 4         | 4         |
| 09.Gagal Jantung  | 69                 | 28                           | 40         | 1         | -         |
| 10.Penyakit Infeksi Khusus Lainnya  | 75                 | 36                           | 29         | 7         | 3         |
| <b>Tapin</b>  | <b>1 500</b>       | <b>672</b>                   | <b>724</b> | <b>61</b> | <b>43</b> |

Sumber/Source: RSUD Datu Sanggul/ *Datu Sanggul General Hospital*



**Tabel 4.2.5** Pola Penyakit Terbanyak Pasien Rawat Jalan RSUD Datu Sanggul di Kabupaten Tapin, 2021  
**Table** *Pattern of Most Diseases Outpatient of Datu Sanggul Hospital in Tapin Regency, 2021*

| Jenis Penyakit<br><i>Kind of Diseases</i> | Jumlah Kunjungan | Jumlah Kasus Baru | Jumlah Kunjungan Menurut Jenis Kelamin |                            |
|---|------------------|-------------------|--|----------------------------|
|   |                  |                   | Laki-laki<br><i>Male</i>               | Perempuan<br><i>Female</i> |
| (1)                                       | (2)              | (3)               | (4)                                    | (5)                        |
| 1.Diabetes Mellitus YTT                   | 1 418            | 355               | 205                                    | 148                        |
| 2.Hipertensi Essensial (Primer)           | 1 370            | 111               | 52                                     | 59                         |
| 3.Dispepsia                               | 953              | 268               | 121                                    | 147                        |
| 4.Neoplasma Jinak Lainnya                 | 944              | 50                | 29                                     | 21                         |
| 5.Asma                                    | 841              | 59                | 32                                     | 27                         |
| 6.Penyakit Pulpa dan Periapikal           | 706              | 89                | 36                                     | 53                         |
| 7.Gagal Jantung                           | 678              | 23                | 16                                     | 7                          |
| 8.Infark Serebral                         | 573              | 87                | 36                                     | 51                         |
| 9.Tuberkulosis Paru Lainnya               | 543              | 195               | 104                                    | 91                         |
| 10.Katarak dan Gangguan Lain Lensa        | 531              | 52                | 27                                     | 25                         |
| <b>Tapin</b>                              | <b>8 557</b>     | <b>1 289</b>      | <b>658</b>                             | <b>629</b>                 |

Sumber/Source: RSUD Datu Sanggul/ Datu Sanggul General Hospital

**Tabel**  
**Table** 4.2.6**Hasil Kegiatan Unit Pelayanan Rawat Inap RSUD Datu Sanggul di Kabupaten Tapin, 2021**  
**Activities Result of Inpatient Service Unit in Datu Sanggul Hospital in Tapin Regency, 2021**

| Variabel Kegiatan<br><i>Activities Variable</i> | Jumlah<br><i>Total</i> |
|---|------------------------|
| (1)   | (2)                    |
| 01 Jml Tempat Tidur                             | 118                    |
| 02 Jml Pasien Masuk                             | 4 219                  |
| 03 Jml Pasien Keluar Hidup                      | 4 003                  |
| 04 Jml Pasien Keluar Mati                       | 228                    |
| 05 Jml Pasien Meninggal <48 Jam                 | 109                    |
| 06 Jml Pasien Meninggal >48 Jam                 | 119                    |
| 07 Jml Pasien Keluar (H+M)                      | 4230                   |
| 08 Jml Lama Dirawat                             | 16 613                 |
| 09 Jml Hari Perawatan                           | 13 307                 |
| 10 B O R (%)                                    | 30.79                  |
| 11 B T O / kali                                 | 35.85                  |
| 12 L O S / hari                                 | 3.93                   |
| 13 T O I / kali                                 | 7.07                   |
| 14 N D R / per mil                              | 28.13                  |
| 15 G D R / per mil                              | 53.90                  |
| 16 Rata-Rata Pasien Msk sehari                  | 11.56                  |
| 17 Jumlah Rujukan Rawat Inap                    | 103                    |
| 17 BOR ICU                                      | 37.00                  |
| 18 BOR NICU                                     | 20.83                  |
| 19 BOR VIP                                      | 18.69                  |
| 20 BOR Kelas I                                  | 27.37                  |
| 21 BOR Kelas II                                 | 34.81                  |
| 22 BOR Kelas III                                | 33.46                  |

Sumber/Source: RSUD Datu Sanggul/ *Datu Sanggul General Hospital*

**Tabel 4.2.7** Jumlah Pasien Rawat Inap Dirinci per Kecamatan di Kabupaten Tapin, 2021  
**Number of Inpatients by Sub District in Tapin Regency, 2021**

| Kecamatan<br>Subdistrict | Jan        | Peb        | Mar        | Apr        | Mei        | Juni       | Juli       |
|--------------------------|------------|------------|------------|------------|------------|------------|------------|
| (1)                      | (2)        | (3)        | (4)        | (5)        | (6)        | (7)        | (8)        |
| 010 Binjaung             | 53         | 61         | 56         | 53         | 45         | 38         | 47         |
| 011 Hatungun             | 16         | 7          | 12         | 15         | 3          | 8          | 11         |
| 020 Tapin Selatan        | 37         | 39         | 40         | 29         | 25         | 32         | 39         |
| 021 Salam Babarís        | 23         | 26         | 12         | 21         | 22         | 9          | 18         |
| 030 Tapin Tengah         | 40         | 34         | 32         | 36         | 29         | 23         | 24         |
| 040 Bungur               | 26         | 26         | 36         | 31         | 29         | 25         | 16         |
| 050 Piani                | 10         | 15         | 14         | 7          | 14         | 13         | 7          |
| 060 Lokpaikat            | 39         | 38         | 35         | 21         | 20         | 40         | 23         |
| 070 Tapin Utara          | 67         | 69         | 98         | 83         | 65         | 111        | 108        |
| 080 Bakarangan           | 28         | 21         | 25         | 37         | 24         | 41         | 32         |
| 090 Candi Laras Selatan  | 16         | 19         | 21         | 18         | 15         | 18         | 20         |
| 100 Candi Laras Utara    | 15         | 18         | 16         | 14         | 14         | 12         | 13         |
| Luar Tapin               | 28         | 28         | 31         | 17         | 34         | 33         | 41         |
| <b>Jumlah</b>            | <b>398</b> | <b>401</b> | <b>428</b> | <b>382</b> | <b>339</b> | <b>403</b> | <b>399</b> |

Lanjutan Tabel/*Continued Table 4.2.7*

| Kecamatan<br>Subdistrict | Ags        | Sept       | Okt        | Nop        | Des        | Jumlah      |
|--------------------------|------------|------------|------------|------------|------------|-------------|
| (1)                      | (9)        | (10)       | (11)       | (12)       | (13)       | (14)        |
| 010 Binuang              | 29         | 25         | 41         | 37         | 32         | 517         |
| 011 Hatungun             | 6          | 3          | 6          | 9          | 7          | 103         |
| 020 Tapin Selatan        | 17         | 27         | 30         | 36         | 21         | 372         |
| 021 Salam Babaris        | 14         | 9          | 16         | 8          | 25         | 203         |
| 030 Tapin Tengah         | 15         | 20         | 18         | 30         | 18         | 319         |
| 040 Bungur               | 18         | 9          | 21         | 21         | 19         | 277         |
| 050 Piani                | 6          | 7          | 10         | 12         | 13         | 128         |
| 060 Lokpaikat            | 27         | 19         | 21         | 30         | 32         | 345         |
| 070 Tapin Utara          | 79         | 72         | 69         | 83         | 67         | 971         |
| 080 Bakarangan           | 10         | 13         | 21         | 25         | 6          | 283         |
| 090 Candi Laras Selatan  | 14         | 11         | 12         | 13         | 15         | 192         |
| 100 Candi Laras Utara    | 9          | 7          | 6          | 19         | 14         | 157         |
| Luar Tapin               | 40         | 16         | 24         | 42         | 18         | 352         |
| <b>Jumlah</b>            | <b>284</b> | <b>238</b> | <b>295</b> | <b>365</b> | <b>287</b> | <b>4219</b> |

Sumber/Source: RSUD Datu Sanggul/ *Datu Sanggul General Hospital*

**Tabel 4.2.7** Jumlah Pasien Rawat Inap Dirinci per Kecamatan di Kabupaten Tapin, 2021  
**Table** *Number of Inpatients by Sub District in Tapin Regency, 2021*

| Kecamatan<br>Subdistrict | Jan        | Peb        | Mar        | Apr        | Mei        | Juni       | Juli       |
|--------------------------|------------|------------|------------|------------|------------|------------|------------|
| (1)                      | (2)        | (3)        | (4)        | (5)        | (6)        | (7)        | (8)        |
| 010 Binuang              | 53         | 61         | 56         | 53         | 45         | 38         | 47         |
| 011 Hatungun             | 16         | 7          | 12         | 15         | 3          | 8          | 11         |
| 020 Tapin Selatan        | 37         | 39         | 40         | 29         | 25         | 32         | 39         |
| 021 Salam Babaris        | 23         | 26         | 12         | 21         | 22         | 9          | 18         |
| 030 Tapin Tengah         | 40         | 34         | 32         | 36         | 29         | 23         | 24         |
| 040 Bungur               | 26         | 26         | 36         | 31         | 29         | 25         | 16         |
| 050 Piani                | 10         | 15         | 14         | 7          | 14         | 13         | 7          |
| 060 Lokpaikat            | 39         | 38         | 35         | 21         | 20         | 40         | 23         |
| 070 Tapin Utara          | 67         | 69         | 98         | 83         | 65         | 111        | 108        |
| 080 Bakarangan           | 28         | 21         | 25         | 37         | 24         | 41         | 32         |
| 090 Candi Laras Selatan  | 16         | 19         | 21         | 18         | 15         | 18         | 20         |
| 100 Candi Laras Utara    | 15         | 18         | 16         | 14         | 14         | 12         | 13         |
| Luar Tapin               | 28         | 28         | 31         | 17         | 34         | 33         | 41         |
| <b>Jumlah</b>            | <b>398</b> | <b>401</b> | <b>428</b> | <b>382</b> | <b>339</b> | <b>403</b> | <b>399</b> |

Lanjutan Tabel/*Continued Table 4.2.7*

| Kecamatan<br>Subdistrict | Ags        | Sept       | Okt        | Nop        | Des        | Jumlah      |
|--------------------------|------------|------------|------------|------------|------------|-------------|
| (1)                      | (9)        | (10)       | (11)       | (12)       | (13)       | (14)        |
| 010 Binuang              | 29         | 25         | 41         | 37         | 32         | 517         |
| 011 Hatungun             | 6          | 3          | 6          | 9          | 7          | 103         |
| 020 Tapin Selatan        | 17         | 27         | 30         | 36         | 21         | 372         |
| 021 Salam Babaris        | 14         | 9          | 16         | 8          | 25         | 203         |
| 030 Tapin Tengah         | 15         | 20         | 18         | 30         | 18         | 319         |
| 040 Bungur               | 18         | 9          | 21         | 21         | 19         | 277         |
| 050 Piani                | 6          | 7          | 10         | 12         | 13         | 128         |
| 060 Lokpaikat            | 27         | 19         | 21         | 30         | 32         | 345         |
| 070 Tapin Utara          | 79         | 72         | 69         | 83         | 67         | 971         |
| 080 Bakarangan           | 10         | 13         | 21         | 25         | 6          | 283         |
| 090 Candi Laras Selatan  | 14         | 11         | 12         | 13         | 15         | 192         |
| 100 Candi Laras Utara    | 9          | 7          | 6          | 19         | 14         | 157         |
| Luar Tapin               | 40         | 16         | 24         | 42         | 18         | 352         |
| <b>Jumlah</b>            | <b>284</b> | <b>238</b> | <b>295</b> | <b>365</b> | <b>287</b> | <b>4219</b> |

Sumber/Source: RSUD Datu Sanggul/ *Datu Sanggul General Hospital*

**Tabel 4.2.8** Jumlah Kegiatan Unit Gawat Darurat/Kamar Terima RSUD Datu Sanggul di Kabupaten Tapin, 2021  
**Table** Number of Activities of Emergency Room in Datu Sanggul Hospital in Tapin Regency, 2021

| Kegiatan/Activity        | Jan | Peb | Mar | Apr | Mei | Juni | Juli |
|--------------------------|-----|-----|-----|-----|-----|------|------|
| (1)                      | (2) | (3) | (4) | (5) | (6) | (7)  | (8)  |
| 01. Kunjungan Baru       | 243 | 228 | 227 | 170 | 235 | 210  | 238  |
| 02. Kunjungan Lama       | 207 | 178 | 212 | 203 | 160 | 197  | 233  |
| <b>Jumlah Kunjungan</b>  | 450 | 406 | 439 | 373 | 395 | 407  | 471  |
| 03. Bedah                | 79  | 54  | 79  | 50  | 93  | 70   | 75   |
| 04. Non Bedah            | 265 | 231 | 244 | 202 | 172 | 202  | 285  |
| 05. Kecelakaan Lalin     | 23  | 32  | 24  | 26  | 38  | 31   | 44   |
| 06. Kebidanan            | 57  | 54  | 56  | 58  | 49  | 63   | 44   |
| 07. Psikiatri            | 2   | 0   | 0   | 1   | 0   | 1    | 1    |
| 08. Anak                 | 24  | 35  | 36  | 36  | 43  | 40   | 22   |
| <b>Jumlah</b>            | 450 | 406 | 439 | 373 | 395 | 407  | 471  |
| 09. Tanpa Rujukan        | 152 | 171 | 164 | 125 | 179 | 170  | 188  |
| 10. Rujukan              | 298 | 235 | 275 | 248 | 216 | 237  | 283  |
| <b>Jumlah</b>            | 450 | 406 | 439 | 373 | 395 | 407  | 471  |
| 11. Dirawat              | 210 | 215 | 220 | 202 | 186 | 168  | 215  |
| 12. Dirujuk              | 8   | 7   | 9   | 4   | 2   | 7    | 4    |
| 13. Dipulangkan          | 227 | 177 | 205 | 159 | 199 | 225  | 248  |
| 14. Meninggal sbllm drwt | 3   | 7   | 3   | 2   | 5   | 7    | 3    |
| 15. Meninggal ssdh drwt  | 2   | 0   | 2   | 6   | 3   | 0    | 1    |
| <b>Jumlah</b>            | 450 | 406 | 439 | 373 | 395 | 407  | 471  |
| 16. Umum                 | 151 | 170 | 164 | 125 | 179 | 170  | 188  |
| 17. BPJS Kesehatan       | 298 | 235 | 275 | 248 | 216 | 237  | 283  |
| 18. Subsidi              | 0   | 0   | 0   | 0   | 0   | 0    | 0    |
| 19. Gratis               | 1   | 1   | 0   | 0   | 0   | 0    | 0    |
| <b>Jumlah</b>            | 450 | 406 | 439 | 373 | 395 | 407  | 471  |

Lanjutan Tabel/*Continued Table 4.2.8*

| Kegiatan / Activity     | Ags | Sept | Okt  | Nop  | Des  | Jumlah |
|-------------------------|-----|------|------|------|------|--------|
| (1)                     | (9) | (10) | (11) | (12) | (13) | (14)   |
| 01. Kunjungan Baru      | 219 | 157  | 189  | 230  | 198  | 2 544  |
| 02. Kunjungan Lama      | 185 | 128  | 152  | 190  | 193  | 2 238  |
| <b>Jumlah Kunjungan</b> | 404 | 285  | 341  | 420  | 391  | 4 782  |
| 03. Bedah               | 45  | 65   | 60   | 94   | 84   | 848    |
| 04. Non Bedah           | 287 | 138  | 163  | 205  | 198  | 2 592  |
| 05. Kecelakaan Lalin    | 26  | 24   | 48   | 36   | 34   | 386    |
| 06. Kebidanan           | 26  | 31   | 34   | 33   | 29   | 534    |
| 07. Psikiatri           | 0   | 1    | 0    | 3    | 3    | 12     |
| 08. Anak                | 20  | 26   | 36   | 49   | 43   | 410    |
| <b>Jumlah</b>           | 404 | 285  | 341  | 420  | 391  | 4 782  |
| 09. Tanpa Rujukan       | 153 | 115  | 147  | 155  | 146  | 1 865  |
| 10. Rujukan             | 251 | 170  | 194  | 265  | 245  | 2 917  |
| <b>Jumlah</b>           | 404 | 285  | 341  | 420  | 391  | 4 782  |
| 11. Dirawat             | 192 | 114  | 129  | 188  | 150  | 2189   |
| 12. Dirujuk             | 1   | 4    | 5    | 5    | 9    | 65     |
| 13. Dipulangkan         | 196 | 159  | 202  | 221  | 225  | 2443   |
| 14. Meninggal sblm drwt | 11  | 7    | 1    | 2    | 4    | 55     |
| 15. Meninggal ssdh drwt | 4   | 1    | 4    | 4    | 3    | 30     |
| <b>Jumlah</b>           | 404 | 285  | 341  | 420  | 391  | 4 782  |
| 16. Umum                | 153 | 115  | 147  | 155  | 146  | 1 863  |
| 17. BPJS Kesehatan      | 251 | 170  | 194  | 265  | 245  | 2 917  |
| 18. Subsidi             | 0   | 0    | 0    | 0    | 0    | 0      |
| 19. Gratis              | 0   | 0    | 0    | 0    | 0    | 2      |
| <b>Jumlah</b>           | 404 | 285  | 341  | 420  | 391  | 4 782  |

Sumber/Source: RSUD Datu Sanggul/ *Datu Sanggul General Hospital*



**Tabel**  
**Table 4.2.9****Tingkat Pemanfaatan Rawat Inap RSUD Datu Sanggul Menurut Bulan di Kabupaten Tapin, 2021**  
**Utilization Level of Inpatients in Datu Sanggul Hospital by Months in Tapin Regency, 2021**

| <b>Bulan Month</b>      | <b>Umum/Bayar</b> | <b>BPJS Kesehatan</b> | <b>SKTM</b> |
|-------------------------|-------------------|-----------------------|-------------|
| (1)                     | (2)               | (3)                   | (4)         |
| 01. Januari/January     | 73                | 325                   | -           |
| 02. Pebruari/February   | 85                | 316                   | -           |
| 03. Maret/March         | 68                | 360                   | -           |
| 04. April/April         | 64                | 318                   | -           |
| 05. Mei/May             | 70                | 269                   | -           |
| 06. Juni/June           | 69                | 334                   | -           |
| 07. Juli/July           | 75                | 324                   | -           |
| 08. Agustus/August      | 65                | 219                   | -           |
| 09. September/September | 50                | 188                   | -           |
| 10. Oktober/October     | 64                | 231                   | -           |
| 11. Nopember/November   | 68                | 296                   | 1           |
| 12. Desember/December   | 42                | 245                   | -           |
| <b>Jumlah</b>           | <b>793</b>        | <b>3425</b>           | <b>1</b>    |

Sumber/Source: RSUD Datu Sanggul/ Datu Sanggul General Hospital

**Tabel**  
**Table** 4.2.10**Jumlah Penderita Penyakit RSUD Handayati di Kabupaten Tapin, 2021**  
**Number of Patients with Diseases at the Handayati Hospital in Tapin Regency, 2021**

| <b>Bulan</b><br><b>Month</b> | <b>2019</b>  | <b>2020</b>  | <b>2021</b>  |
|------------------------------|--------------|--------------|--------------|
| (1)                          | (2)          | (3)          | (4)          |
| Demam Berdarah Dengue        | 124          | 71           | 19           |
| Tuberkulosis (TBC)           | 12           | 8            | 4            |
| Malaria                      | 3            | -            | -            |
| Kusta                        | -            | -            | -            |
| Diare                        | 346          | 363          | 290          |
| Pneumonia                    | 190          | 494          | 503          |
| Hipertensi                   | 1 107        | 1 610        | 1 668        |
| Stroke                       | 14           | 39           | 42           |
| Jantung Koroner              | 10           | 12           | 8            |
| Gagal Ginjal                 | 6            | 9            | 11           |
| Diabetes                     | 120          | 213          | 89           |
| <b>Jumlah</b>                | <b>1 929</b> | <b>2 819</b> | <b>2 714</b> |

Sumber/Source: RSUD Handayati/ Handayati Hospital

**Tabel 4.2.11** Jumlah Tenaga Kesehatan RSU Handayati di Kabupaten Tapin, 2021  
**Table** 4.2.11 Number of Health Workers at the Handayati Hospital in Tapin Regency, 2021

| Bulan<br>Month                                     | 2019      | 2020      | 2021      |
|--|-----------|-----------|-----------|
| (1)  | (2)       | (3)       | (4)       |
| Dokter Spesialis                                   | 12        | 13        | 13        |
| Dokter Umu   | 9         | 9         | 9         |
| Dokter Gigi  | 1         | 1         | 1         |
| Perawat  | 11        | 14        | 16        |
| Perawat Gigi                                       | -         | -         | -         |
| bidan  | 15        | 16        | 17        |
| Tenaga Kefarmasian<br>Apoteker                     | 2         | 1         | 1         |
| Tenaga Kefarmasian Tenaga<br>Teknis                | 4         | 4         | 5         |
| Tenaga Kesehatan lainnya<br>(Kesehatan Masyarakat) | 1         | 2         | 2         |
| Tenaga Kesehatan Lainnya<br>(Kesehatan Lingkungan) | -         | -         | -         |
| <b>Jumlah</b>                                      | <b>55</b> | <b>60</b> | <b>64</b> |

Sumber/Source: RSU Handayati/ Handayati Hospital

**Tabel**  
**Table** 4.2.10

**Jumlah PUS dan Akseptor KB Aktif Dirinci Tiap Kecamatan di Kabupaten Tapin, 2021**  
**Number of PUS and Family Planning Acceptor by Su-District in Tapin Regency, 2021**

| Kecamatan<br>Sub District | Perkiraan Permintaan | Metode Kontrasepsi |           |            |
|---------------------------|----------------------|--------------------|-----------|------------|
|                           |                      | IUD                | MOP       | MOW        |
| (1)                       | (2)                  | (3)                | (4)       | (5)        |
| 010 Binuang               | 3 500                | 109                | 11        | 90         |
| 011 Hatungun              | 2 409                | 38                 | -         | 50         |
| 020 Tapin Selatan         | 3 000                | 12                 | 2         | 38         |
| 021 Salam Babaris         | 2 496                | 28                 | 15        | 51         |
| 030 Tapin Tengah          | 3 100                | 39                 | 11        | 48         |
| 040 Bungur                | 2 335                | 4                  | 1         | 10         |
| 050 Piani                 | 2 058                | 26                 | -         | 8          |
| 060 Lokpaikat             | 2 598                | 46                 | 2         | 62         |
| 070 Tapin Utara           | 4 000                | 156                | 1         | 62         |
| 080 Bakarangan            | 2 260                | 8                  | 3         | 23         |
| 090 Candi Laras Selatan   | 2 500                | 21                 | 6         | 18         |
| 100 Candi Laras Utara     | 2 178                | 26                 | 4         | 10         |
| <b>Jumlah/Total</b>       | <b>32 434</b>        | <b>513</b>         | <b>56</b> | <b>470</b> |

Lanjutan Tabel/Continued Table 4.2.10

| Kecamatan<br>Sub District | Metode Kontrasepsi |       |       |     |
|---------------------------|--------------------|-------|-------|-----|
|                           | IMP                | STK   | PIL   | KDM |
| (1)                       | (6)                | (7)   | (8)   | (9) |
| 010 Binuang               | 400                | 3 181 | 1 089 | 73  |
| 011 Hatungun              | 371                | 1 462 | 495   | 34  |
| 020 Tapin Selatan         | 194                | 1 960 | 1 138 | 12  |
| 021 Salam Babaris         | 431                | 1 273 | 819   | 10  |
| 030 Tapin Tengah          | 232                | 2 043 | 1 718 | 120 |
| 040 Bungur                | 155                | 830   | 1 771 | 28  |
| 050 Piani                 | 270                | 758   | 638   | 5   |
| 060 Lokpaikat             | 472                | 1 008 | 773   | 106 |
| 070 Tapin Utara           | 173                | 2 009 | 1 994 | 35  |
| 080 Bakarangan            | 188                | 564   | 736   | 9   |
| 090 Candi Laras Selatan   | 471                | 1 590 | 1 286 | 23  |
| 100 Candi Laras Utara     | 468                | 1 330 | 1 027 | 82  |
| <b>Jumlah/Total</b>       |                    |       |       |     |

Lanjutan Tabel/*Continued Table* 4.2.10

| Kecamatan<br><i>Sub District</i> | Penc. Peserta KB Aktif (PA) |               |              |
|----------------------------------|-----------------------------|---------------|--------------|
|                                  | Target                      | Realisasi     | %            |
| (1)                              | (10)                        | (11)          | (12)         |
| 010 Benuang                      | 3 500                       | 3 953         | 112.9        |
| 011 Hatungun                     | 2 409                       | 2 450         | 101.7        |
| 020 Tapin Selatan                | 3 000                       | 3 356         | 111.9        |
| 021 Salam Babaris                | 2 496                       | 2 627         | 105.2        |
| 030 Tapin Tengah                 | 3 100                       | 4 211         | 135.8        |
| 040 Bungur                       | 2 335                       | 2 799         | 119.9        |
| 050 Piani                        | 2 058                       | 1 705         | 82.8         |
| 060 Lokpaikat                    | 2 598                       | 2 469         | 95.0         |
| 070 Tapin Utara                  | 4 000                       | 4 430         | 110.8        |
| 080 Bakarangan                   | 2 260                       | 1 531         | 67.7         |
| 090 Candi Laras Selatan          | 2 500                       | 3 415         | 136.6        |
| 100 Candi Laras Utara            | 2 178                       | 2 947         | 135.3        |
| <b>Jumlah/Total</b>              | <b>32 434</b>               | <b>35 893</b> | <b>110.7</b> |

Sumber/*Source*: Dinas Pengendalian Penduduk dan KB/*Department of Population Control and Family*

**Tabel 4.2.11** Jumlah Akseptor KB Baru Menurut Jenis Kontrasepsi di Kabupaten Tapin, 2021  
**Number of Family Planning New Acceptor by Kind of Contraception in Tapin Regency, 2021**

| Kecamatan<br>Sub District | Perkiraan<br>Permintaan | Realisasi Pengguna Metode Kontrasepsi |          |           |            |
|---------------------------|-------------------------|---------------------------------------|----------|-----------|------------|
|                           |                         | IUD                                   | MOP      | MOW       | IMP        |
| (1)                       | (2)                     | (3)                                   | (4)      | (5)       | (6)        |
| 010 Benuang               | 1 300                   | 3                                     | -        | 3         | 55         |
| 011 Hatungun              | 684                     | -                                     | -        | -         | 10         |
| 020 Tapin Selatan         | 829                     | 1                                     | -        | 4         | 7          |
| 021 Salam Babaris         | 694                     | 1                                     | 1        | 3         | 43         |
| 030 Tapin Tengah          | 994                     | -                                     | -        | 1         | 27         |
| 040 Bungur                | 652                     | 1                                     | -        | -         | 23         |
| 050 Piani                 | 624                     | 1                                     | -        | -         | 37         |
| 060 Lokpaikat             | 659                     | 2                                     | -        | -         | 15         |
| 070 Tapin Utara           | 923                     | 14                                    | -        | 1         | 17         |
| 080 Bakarangan            | 461                     | 1                                     | -        | -         | 15         |
| 090 Candi Laras Selatan   | 524                     | -                                     | -        | 4         | -          |
| 100 Candi Laras Utara     | 554                     | -                                     | -        | -         | 3          |
| <b>Jumlah/Total</b>       | <b>8 898</b>            | <b>24</b>                             | <b>1</b> | <b>16</b> | <b>252</b> |

Lanjutan Tabel/*Continued Table* 4.2.11

| Kecamatan<br>Sub District | Realisasi Pengguna Metode Kontrasepsi |              |           |          |              |             |
|---------------------------|---------------------------------------|--------------|-----------|----------|--------------|-------------|
|                           | STK                                   | PIL          | KDM       | OV       | Jumlah       | %           |
| (1)                       | (7)                                   | (8)          | (9)       | (10)     | (11)         | (12)        |
| 010 Binuang               | 322                                   | 113          | 16        | -        | 512          | 39.4        |
| 011 Hatungun              | 194                                   | 5            | 1         | -        | 210          | 30.7        |
| 020 Tapin Selatan         | 249                                   | 197          | 0         | -        | 458          | 55.2        |
| 021 Salam Babaris         | 166                                   | 91           | 0         | -        | 305          | 43.9        |
| 030 Tapin Tengah          | 290                                   | 202          | 13        | -        | 533          | 53.6        |
| 040 Bungur                | 198                                   | 124          | 1         | -        | 347          | 53.2        |
| 050 Piani                 | 101                                   | 3            | 1         | -        | 143          | 22.9        |
| 060 Lokpaikat             | 14                                    | 6            | 1         | -        | 38           | 5.8         |
| 070 Tapin Utara           | 250                                   | 213          | 2         | -        | 497          | 53.8        |
| 080 Bakarangan            | 191                                   | 133          | -         | -        | 340          | 73.8        |
| 090 Candi Laras Selatan   | 170                                   | 46           | -         | -        | 220          | 42.0        |
| 100 Candi Laras Utara     | 214                                   | 43           | -         | -        | 260          | 46.9        |
| <b>Jumlah/Total</b>       | <b>2 359</b>                          | <b>1 176</b> | <b>35</b> | <b>0</b> | <b>3 863</b> | <b>43.4</b> |

Sumber/Source: Dinas Pengendalian Penduduk dan KB/Department of Population Control and Family



**Tabel 4.2.12** Banyaknya Klinik KB PKBD / Sub PKBD dan Petugas KB  
 Tiap Kecamatan di Kabupaten Tapin, 2021  
*Number of Family Planning Clinics and Official by Sub District in Tapin Regency, 2021*

| Kecamatan<br>Sub District | Klinik KB | Petugas KB |           |            |
|---------------------------|-----------|------------|-----------|------------|
|                           |           | PPLKB      | PLKB      | PKBD       |
| (1)                       | (2)       | (3)        | (4)       | (5)        |
| 010 Binuang               | 1         |            | 2         | 11         |
| 011 Hatungun              | 1         |            | 2         | 8          |
| 020 Tapin Selatan         | 2         |            | 2         | 11         |
| 021 Salam Babaris         | 1         |            | 2         | 6          |
| 030 Tapin Tengah          | 2         |            | 1         | 17         |
| 040 Bungur                | 1         |            | 3         | 12         |
| 050 Piani                 | 1         |            | 2         | 8          |
| 060 Lokpaikat             | 1         |            | 2         | 9          |
| 070 Tapin Utara           | 3         |            | 2         | 16         |
| 080 Bakarangan            | 1         |            | 2         | 12         |
| 090 Candi Laras Selatan   | 1         |            | 2         | 12         |
| 100 Candi Laras Utara     | 1         |            | 2         | 13         |
| <b>Jumlah/Total</b>       | <b>16</b> |            | <b>24</b> | <b>135</b> |

Sumber/Source: Dinas Pengendalian Penduduk dan KB/Department of Population Control and Family

**Tabel**  
**Table** 4.2.13

**Jumlah Kasus Baru Covid-19, Kesembuhan dan Pasien yang Meninggal Menurut Bulan di Kabupaten Tapin, 2021**  
**Number of Covid-19 New Case, Recoveries, and Patients who Died by Month in Tapin Regency, 2021**

| Bulan<br>Month          | Covid-19     |              |           |
|-------------------------|--------------|--------------|-----------|
|                         | Kasus Baru   | Kesembuhan   | Meninggal |
| (1)                     | (2)          | (3)          | (4)       |
| 01. Januari/January     | 102          | 93           | 9         |
| 02. Pebruari/February   | 86           | 84           | 2         |
| 03. Maret/March         | 238          | 230          | 8         |
| 04. April/April         | 138          | 134          | 4         |
| 05. Mei/May             | 68           | 62           | 6         |
| 06. Juni/June           | 40           | 39           | 1         |
| 07. Juli/July           | 539          | 522          | 17        |
| 08. Agustus/August      | 652          | 619          | 33        |
| 09. September/September | 63           | 63           | 0         |
| 10. Oktober/October     | 7            | 6            | 1         |
| 11. Nopember/November   | 0            | 0            | 0         |
| 12. Desember/December   | 4            | 4            | 0         |
| <b>Jumlah</b>           | <b>1 937</b> | <b>1 856</b> | <b>81</b> |

Sumber/Source: Dinas Kesehatan Kabupaten Tapin/ Public Health Office of Tapin Regency

### 4.3 AGAMA RELIGION

**Tabel 4.3.1** Jumlah Penduduk Menurut Kecamatan dan Agama yang Dianut di Kabupaten Tapin, 2021  
*Population by Subdistrict and Religion in Tapin Regency, 2021*

| Kecamatan<br>Subdistrict | Islam          | Protestan<br>Protestant | Katolik<br>Catholic | Hindu      | Budha<br>Buddha | Konghucu<br>Konghucu | Lainnya<br>Others |
|--------------------------|----------------|-------------------------|---------------------|------------|-----------------|----------------------|-------------------|
| (1)                      | (2)            | (3)                     | (4)                 | (5)        | (6)             | (7)                  | (8)               |
| 010 Binuang              | 30 851         | 363                     | 62                  | -          | -               | -                    | -                 |
| 011 Hatungun             | 9 518          | 30                      | 9                   | -          | -               | -                    | -                 |
| 020 Tapin Selatan        | 20 682         | 14                      | 2                   | -          | -               | -                    | -                 |
| 021 Salam Babaris        | 12 200         | 139                     | 12                  | -          | -               | -                    | -                 |
| 030 Tapin Tengah         | 20 489         | 3                       | -                   | -          | -               | -                    | -                 |
| 040 Bungur               | 13 638         | 17                      | -                   | -          | -               | -                    | -                 |
| 050 Piani                | 5 016          | 406                     | 10                  | 297        | -               | 72                   | 340               |
| 060 Lokpaikat            | 11 579         | 165                     | 28                  | 13         | -               | -                    | -                 |
| 070 Tapin Utara          | 25 176         | 112                     | 29                  | 1          | -               | -                    | -                 |
| 080 Bakarangan           | 10 601         | 2                       | 4                   | -          | -               | -                    | -                 |
| 090 Candi Laras Selatan  | 12 211         | -                       | -                   | -          | -               | -                    | -                 |
| 100 Candi Laras Utara    | 16 857         | 5                       | 1                   | -          | -               | -                    | -                 |
| <b>Tapin</b>             | <b>188 818</b> | <b>1 256</b>            | <b>157</b>          | <b>311</b> | <b>-</b>        | <b>72</b>            | <b>340</b>        |

Sumber/Source: Dinas Kependudukan dan Catatan Sipil Kabupaten Tapin/ Department of Population Civil Registration of Tapin Regency

**Tabel**  
**Table 4.3.2****Jumlah Tempat Peribadatan Menurut Kecamatan di Kabupaten Tapin, 2021**  
**Number of Places of Worship by Subdistrict and Religion in Tapin Regency, 2021**

| Kecamatan<br>Subdistrict | Masjid<br>Mosque | Mushola<br>Pray<br>Room | Gereja<br>Protestan<br>Protestant<br>Church | Gereja<br>Katholik<br>Catholic<br>Church | Pura<br>Temple | Vihara   |
|--------------------------|------------------|-------------------------|---|--|----------------|----------|
| (1)                      | (2)              | (3)                     | (4)   | (5)                                      | (6)            | (7)      |
| 010 Binuang              | 20               | 56                      | -   | -  | -              | -        |
| 011 Hatungun             | 13               | 42                      | -   | -  | -              | -        |
| 020 Tapin Selatan        | 14               | 60                      | -   | -  | -              | -        |
| 021 Salam Babaris        | 10               | 51                      | -   | -  | -              | -        |
| 030 Tapin Tengah         | 10               | 50                      | -   | -  | -              | -        |
| 040 Bungur               | 12               | 31                      | -   | -  | -              | -        |
| 050 Piani                | 6                | 13                      | -   | -  | -              | -        |
| 060 Lokpaikat            | 11               | 34                      | -   | -  | -              | -        |
| 070 Tapin Utara          | 12               | 54                      | -   | -  | -              | -        |
| 080 Bakarangan           | 5                | 27                      | -   | -  | -              | -        |
| 090 Candi Laras Selatan  | 9                | 52                      | -   | -  | -              | -        |
| 100 Candi Laras Utara    | 12               | 67                      | -   | -  | -              | -        |
| <b>Tapin</b>             | <b>134</b>       | <b>537</b>              | <b>0</b>                                    | <b>0</b>                                 | <b>0</b>       | <b>0</b> |

Sumber/Source: Kantor Kementerian Agama Kabupaten Tapin/Religion Affair Office of Tapin Regency

**Tabel** 4.3.3 **Jumlah Desa<sup>1</sup>/Kelurahan yang Mengalami Bencana Alam<sup>2</sup> Menurut Kecamatan di Kabupaten Tapin, 2019–2021**  
**Table** 4.3.3 **Number of Villages<sup>1</sup>/Kelurahan that Had Natural Disaster<sup>2</sup> by Subdistrict in Tapin Regency, 2019–2021**

| Kecamatan<br>Subdistrict | Banjir/Flood |            |           |
|--------------------------|--------------|------------|-----------|
|                          | 2019         | 2020       | 2021      |
| (1)                      | (2)          | (3)        | (4)       |
| 010 Benuang              | 1            | ...        | 2         |
| 011 Hatungun             | -            | ...        | -         |
| 020 Tapin Selatan        | 2            | ...        | 2         |
| 021 Salam Babarís        | -            | ...        | -         |
| 030 Tapin Tengah         | -            | ...        | -         |
| 040 Bungur               | 2            | ...        | 1         |
| 050 Piani                | -            | ...        | 1         |
| 060 Lokpaikat            | -            | ...        | 3         |
| 070 Tapin Utara          | 13           | ...        | 3         |
| 080 Bakarangan           | 2            | ...        | 1         |
| 090 Candi Laras Selatan  | -            | ...        | -         |
| 100 Candi Laras Utara    | -            | ...        | -         |
| <b>Tapin</b>             | <b>20</b>    | <b>...</b> | <b>13</b> |

Lanjutan Tabel/*Continued Table* 4.3.3

| Kecamatan<br><i>Subdistrict</i> | Gempa Bumi/ <i>Earthquake</i> |      |      |
|---------------------------------|-------------------------------|------|------|
|                                 | 2019                          | 2020 | 2021 |
| (1)                             | (5)                           | (6)  | (7)  |
| 010 Binuang                     | -                             | -    | -    |
| 011 Hatungun                    | -                             | -    | -    |
| 020 Tapin Selatan               | -                             | -    | -    |
| 021 Salam Babaris               | -                             | -    | -    |
| 030 Tapin Tengah                | -                             | -    | -    |
| 040 Bungur                      | -                             | -    | -    |
| 050 Piani                       | -                             | -    | -    |
| 060 Lokpaikat                   | -                             | -    | -    |
| 070 Tapin Utara                 | -                             | -    | -    |
| 080 Bakarangan                  | -                             | -    | -    |
| 090 Candi Laras Selatan         | -                             | -    | -    |
| 100 Candi Laras Utara           | -                             | -    | -    |
| <b>Tapin</b>                    | -                             | -    | -    |

Lanjutan Tabel/*Continued Table 4.3.3*

| Kecamatan<br>Subdistrict | Tanah Longsor/Landslide |      |      |
|--------------------------|-------------------------|------|------|
|                          | 2019                    | 2020 | 2021 |
| (1)                      | (8)                     | (9)  | (10) |
| 010 Benuang              | -                       | -    | -    |
| 011 Hatungun             | -                       | -    | -    |
| 020 Tapin Selatan        | -                       | -    | -    |
| 021 Salam Babaris        | -                       | -    | -    |
| 030 Tapin Tengah         | -                       | -    | -    |
| 040 Bungur               | -                       | -    | -    |
| 050 Piani                | -                       | -    | -    |
| 060 Lokpaikat            | -                       | -    | -    |
| 070 Tapin Utara          | -                       | -    | -    |
| 080 Bakarangan           | -                       | -    | -    |
| 090 Candi Laras Selatan  | -                       | -    | -    |
| 100 Candi Laras Utara    | -                       | -    | -    |
| <b>Tapin</b>             | -                       | -    | -    |

Catatan/Note: <sup>1</sup> Desa pada tabel ini termasuk Unit Permukiman Transmigrasi (UPT) yang masih dibina oleh kementerian terkait dan nagari di Provinsi Sumatera Barat/Villages in this table are included in Transmigration Settlement Unit which is still fostered by the relevant ministries and the nagari in the Province of Sumatera Barat

<sup>2</sup> Kejadian dalam setahun sebelum tahun pencacahan/Occured during the last one year before the enumeration years

Sumber/Source: BPS, Pendataan Potensi Desa (Podes)/BPS-Statistics Indonesia, Village Potential Data Collecting

**Tabel**  
**Table 4.3.4****Banyaknya Nikah, Talak, Cerai, dan Rujuk Dirinci Menurut Kecamatan di Kabupaten Tapin, 2021**  
**Number of Marriages, Divorces, Separations, Reconciliations by Sub District in Tapin Regency, 2021**

| Kecamatan<br>Subdistrict | Nikah<br>Mariages | Nikah<br>Dibawah<br>Umur<br>Underage<br>Marriages | Talak<br>Divorces | Cerai<br>Separations | Rujuk<br>Reconciliations |
|--------------------------|-------------------|---|-------------------|----------------------|--------------------------|
| (1)                      | (2)               | (3)   | (4)               | (5)                  | (6)                      |
| 010 Binuang              | 219               | 8   | 15                | 43                   | 2                        |
| 011 Hatungun             | 66                | 8   | 5                 | 15                   | -                        |
| 020 Tapin Selatan        | 132               | 11  | 6                 | 30                   | 2                        |
| 021 Salam Babaris        | 93                | 10  | 11                | 22                   | -                        |
| 030 Tapin Tengah         | 130               | 12  | 8                 | 34                   | -                        |
| 040 Bungur               | 101               | 7   | 10                | 27                   | 1                        |
| 050 Piani                | 21                | 2   | -                 | 3                    | -                        |
| 060 Lokpaikat            | 93                | 6   | 7                 | 25                   | 1                        |
| 070 Tapin Utara          | 181               | 13  | 10                | 40                   | 2                        |
| 080 Bakarangan           | 80                | 2   | 5                 | 15                   | -                        |
| 090 Candi Laras Selatan  | 77                | 10  | 4                 | 16                   | 1                        |
| 100 Candi Laras Utara    | 87                | 2   | 3                 | 19                   | -                        |
| <b>Tapin</b>             | <b>1 280</b>      | <b>91</b>   | <b>84</b>         | <b>289</b>           | <b>9</b>                 |

Sumber/Source: Pengadilan Agama Rantau dan Kantor Kementerian Agama Kabupaten Tapin/ *Religious Courts Rantau and Religion Affair Office of Tapin Regency*



**Tabel**  
**Table 4.3.5****Banyaknya Jemaah Haji yang Berangkat ke Tanah Suci Mekkah Setiap Kecamatan di Kabupaten Tapin, 2021**  
**Number of Group of Pilgrims Going to Mecca by Sub District in Tapin Regency, 2021**

| Kecamatan<br>Subdistrict | Laki-Laki<br>Males | Perempuan<br>Females | Jumlah<br>Total |
|--------------------------|--------------------|----------------------|-----------------|
| (1)                      | (2)                | (3)                  | (4)             |
| 010 Benuang              | ...                | ...                  | ...             |
| 011 Hatungun             | ...                | ...                  | ...             |
| 020 Tapin Selatan        | ...                | ...                  | ...             |
| 021 Salam Babaris        | ...                | ...                  | ...             |
| 030 Tapin Tengah         | ...                | ...                  | ...             |
| 040 Bungur               | ...                | ...                  | ...             |
| 050 Piani                | ...                | ...                  | ...             |
| 060 Lokpaikat            | ...                | ...                  | ...             |
| 070 Tapin Utara          | ...                | ...                  | ...             |
| 080 Bakarangan           | ...                | ...                  | ...             |
| 090 Candi Laras Selatan  | ...                | ...                  | ...             |
| 100 Candi Laras Utara    | ...                | ...                  | ...             |
| <b>Tapin</b>             | ...                | ...                  | ...             |

Catatan : Tidak ada Pemberangkatan Jemaah haji Tahun 2021/ No Departure of Hajj Pilgrims in 2021

Sumber/Source: Kantor Kementerian Agama Kabupaten Tapin/Religion Affair Office of Tapin Regency

**Tabel**  
**Table 4.3.6****Banyaknya Organisasi Remaja Masjid dan Majelis Taklim Menurut Kecamatan di Kabupaten Tapin, 2021**  
**Number of Mosque Teenagers and Esteem Commitee by Sub District di Kabupaten Tapin, 2021**

| Kecamatan<br>Subdistrict | Remaja Masjid | Majelis Taklim |
|--------------------------|---------------|----------------|
| (1)                      | (2)           | (3)            |
| 010 Bnuang               | 2             | 15             |
| 011 Hatungun             | 10            | 16             |
| 020 Tapin Selatan        | 30            | 45             |
| 021 Salam Babaris        | -             | 22             |
| 030 Tapin Tengah         | -             | -              |
| 040 Bungur               | -             | 18             |
| 050 Piani                | -             | 21             |
| 060 Lokpaikat            | -             | 17             |
| 070 Tapin Utara          | -             | -              |
| 080 Bakarangan           | 10            | 16             |
| 090 Candi Laras Selatan  | -             | 33             |
| 100 Candi Laras Utara    | -             | 15             |
| <b>Tapin</b>             | <b>52</b>     | <b>218</b>     |

Sumber/Source: Kantor Kementerian Agama Kabupaten Tapin/Religion Affair Office of Tapin Regency

#### 4.4 KEMISKINAN POVERTY

**Tabel** 4.4.1 **Garis Kemiskinan, Jumlah, dan Persentase Penduduk Miskin di Kabupaten Tapin, 2014-2021**  
**Table** 4.4.1 **Poverty Line, Number, and Percentage of Poor People in Tapin Regency, 2014-2021**

| Tahun<br>Year | Garis Kemiskinan<br>(rupiah/kapita/bulan)<br>Poverty Line<br>(rupiah/capita/month) | Jumlah Penduduk<br>Miskin (ribu)<br>Number of Poor People<br>(thousand) | Persentase Penduduk<br>Miskin<br>Percentage of Poor<br>People |
|---------------|--|---|---|
| (1)           | (2)  | (3)   | (4)   |
| 2014          | 314 696  | 6 520   | 3,63  |
| 2015          | 330 033  | 7 010   | 3,88  |
| 2016          | 369 153  | 6 810   | 3,70  |
| 2017          | 390 488  | 7 010   | 3,77  |
| 2018          | 405 591  | 6 980   | 3,70  |
| 2019          | 406 367  | 6 507   | 3,41  |
| 2020          | 446 577  | 5 899   | 3,06  |
| 2021          | 459 160  | 6 925   | 3,60  |

Sumber/Source: .BPS, Survei Sosial Ekonomi Nasional Maret/BPS-Statistics Indonesia, March National Socioeconomic Survey

**Tabel**  
**Table** 4.4.2**Indeks Kedalaman Kemiskinan dan Indeks Keparahan Kemiskinan di Kabupaten Tapin, 2012–2021**  
**Poverty Gap Index and Poverty Severity Index in Tapin Regency, 2012–2021**

| Tahun<br>Year | Indeks Kedalaman Kemiskinan<br>Poverty Gap Index | Indeks Keparahan Kemiskinan<br>Poverty Severity Index |
|---------------|--|---|
| (1)           | (2)  | (3)   |
| 2012          | 0,48   | 0,08  |
| 2013          | 0,34   | 0,05  |
| 2014          | 0,37   | 0,06  |
| 2015          | 0,46   | 0,08  |
| 2016          | 0,25   | 0,03  |
| 2017          | 0,40   | 0,08  |
| 2018          | 0,35   | 0,06  |
| 2019          | 0,46   | 0,09  |
| 2020          | 0,45   | 0,12  |
| 2021          | 0,28   | 0,04  |

Sumber/Source: .BPS, Survei Sosial Ekonomi Nasional Maret/BPS-Statistics Indonesia, March National Socioeconomic Survey

#### 4.5 KRIMINALITAS CRIME

**Tabel 4.5.1** Banyaknya Peristiwa Kejahatan dan Pelanggaran yang Dilaporkan Menurut Jenis Kejahatan/Pelanggaran di Kabupaten Tapin, 2019-2021  
*Number of Crime and Offence Reported by Kind in Tapin Regency, 2019-2021*

| No  | Jenis kejahatan/Pelanggaran<br><i>Type of Crime and Offence</i> | 2019 | 2020 | 2021 |
|-----|---|------|------|------|
| (1) | (2)   | (3)  | (4)  | (5)  |
| 1.  | Curat   | 20   | 15   | 17   |
| 2.  | Curas   | 2    | 3    | 2    |
| 3.  | Curbis  | 9    | 5    | 7    |
| 4.  | Curanmor  | 15   | 8    | 1    |
| 5.  | Penganiayaan Biasa  | 5    | 1    | 6    |
| 6.  | Penganiayaan Berat  | 9    | 10   | 8    |
| 7.  | Pengroyokan   | 1    | 1    | 2    |
| 8.  | KDRT  | 2    | 5    | 1    |
| 9.  | Pembunuhan  | 5    | 6    | 4    |
| 10. | Kebakaran / Pembakaran  | 5    | 3    | 1    |
| 11. | Perampasan  | -    | -    | -    |
| 12. | Perlindungan anak   | 14   | 9    | 10   |
| 13. | Penghinaan  | -    | -    | -    |
| 14. | Perjudian   | 3    | 2    | 2    |
| 15. | Pemeriksaan   | -    | -    | -    |
| 16. | Palsu surat   | 1    |      | 2    |
| 17. | Perusakan   | -    | 1    | 2    |
| 18. | Penipuan  | 4    | 2    | 5    |

Lanjutan Tabel/*Continued Table* 4.5.1

| No                  | Jenis kejahatan/Pelanggaran<br><i>Type of Crime and Offence</i> | 2019       | 2020       | 2021       |
|---------------------|---|------------|------------|------------|
|                     | (1)   | (2)        | (3)        | (4)        |
| 19.                 | Penggelapan   | 12         | 9          | 7          |
| 20.                 | Senpi handak  | -          | -          | 1          |
| 21.                 | Sajam   | 28         | 29         | 28         |
| 22.                 | Penadahan   | -          | -          | -          |
| 23.                 | Laka Air  | -          | -          | -          |
| 24.                 | Bot Tanah   | -          | -          | -          |
| 25.                 | Korupsi   | 2          | 1          | 1          |
| 26.                 | Illegal Loging  | -          | -          | -          |
| 27.                 | Illegal Mining  | 4          | 12         | 1          |
| 28.                 | Lahgun BBM  | 14         | 11         | -          |
| 29.                 | Pembakaran Lahan  | -          | -          | -          |
| 30.                 | Lain-lain   | -          | 1          | -          |
| <b>Jumlah/Total</b> |   | <b>155</b> | <b>134</b> | <b>108</b> |

Sumber/*Source*: Polres Kabupaten Tapin/*Resort Police of Tapin Regency*

**Tabel 4.5.2** Banyaknya Peristiwa Kejahatan dan Pelanggaran yang Diselesaikan Menurut Jenis Kejahatan/Pelanggaran di Kabupaten Tapin, 2019-2021  
*Number of Crime and Offence Settled by Type in Tapin Regency, 2019-2021*

| No  | Jenis kejahatan/Pelanggaran<br><i>Type of Crime and Offence</i> | 2019 | 2020 | 2021 |
|-----|---|------|------|------|
| (1) | (2)   | (3)  | (4)  | (5)  |
| 1.  | Curat   | 12   | 13   | 17   |
| 2.  | Curas   | -    | 2    | 2    |
| 3.  | Curbis  | 6    | 4    | 7    |
| 4.  | Curanmor  | 12   | 6    | 2    |
| 5.  | Penganiayaan Biasa  | -    | 1    | 6    |
| 6.  | Penganiayaan Berat  | 7    | 8    | 6    |
| 7.  | Pengroyokan   | -    | -    | 2    |
| 8.  | KDRT  | 2    | 2    | 4    |
| 9.  | Pembunuhan  | 5    | 6    | 4    |
| 10. | Kebakaran / Pembakaran  | 1    | 3    | 1    |
| 11. | Perampasan  | -    | -    | -    |
| 12. | Perlindungan anak   | 12   | 9    | 12   |
| 13. | Penghinaan  | -    | -    | -    |
| 14. | Perjudian   | 3    | 2    | 2    |
| 15. | Pemeriksaan   | -    | -    | -    |
| 16. | Palsu surat   | 1    | -    | 2    |
| 17. | Perusakan   | -    | 1    | 1    |
| 18. | Penipuan  | 1    | 1    | 4    |

Lanjutan Tabel/*Continued Table 4.5.2*

| No                  | Jenis kejahatan/Pelanggaran<br><i>Type of Crime and Offence</i> | 2019       | 2020       | 2021       |
|---------------------|---|------------|------------|------------|
| (1)                 | (2)   | (3)        | (4)        | (5)        |
| 19.                 | Penggelapan   | 5          | 7          | 7          |
| 20.                 | Senpi handak  | -          | -          | 1          |
| 21.                 | Sajam   | 28         | 29         | 28         |
| 22.                 | Penadahan   | -          | -          | -          |
| 23.                 | Laka Air  | -          | -          | -          |
| 24.                 | Bot Tanah   | -          | -          | -          |
| 25.                 | Korupsi   | -          | -          | 2          |
| 26.                 | Illegal Logging   | -          | -          | -          |
| 27.                 | Illegal Mining  | 4          | 4          | 8          |
| 28.                 | Lahgun BBM  | 14         | 11         | -          |
| 29.                 | Pembakaran Lahan  | 4          | -          | -          |
| 30.                 | Lain-lain   | -          | 1          | -          |
| <b>Jumlah/Total</b> |   | <b>117</b> | <b>110</b> | <b>118</b> |

Sumber/Source: Polres Kabupaten Tapin/*Resort Police of Tapin Regency*



**Tabel**  
**Table 4.5.3**

**Persentase Kejahatan dan Pelanggaran yang Diselesaikan Menurut Jenis Kejahatan/Pelanggaran di Kabupaten Tapin, 2019-2021**  
*Percentage of Crime and Offence Settled by Kind in Tapin Regency, 2019-2021*

| No  | Jenis kejahatan/Pelanggaran<br><i>Type of Crime and Offence</i> | 2019 | 2020 | 2021 |
|-----|---|------|------|------|
| (1) | (2)   | (3)  | (4)  | (5)  |
| 1.  | Curat   | 60   | 87   | 100  |
| 2.  | Curas   | -    | 67   | 100  |
| 3.  | Curbis  | 67   | 80   | 100  |
| 4.  | Curanmor  | 80   | 75   | 50   |
| 5.  | Penganiayaan Biasa  | -    | 100  | 100  |
| 6.  | Penganiayaan Berat  | 78   | 80   | 75   |
| 7.  | Pengroyokan   | -    | -    | 100  |
| 8.  | KDRT  | 100  | 40   | 400  |
| 9.  | Pembunuhan  | 100  | 100  | 100  |
| 10. | Kebakaran / Pembakaran  | 100  | 100  | 100  |
| 11. | Perampasan  | -    | -    | -    |
| 12. | Perlindungan anak   | 86   | 100  | 120  |
| 13. | Penghinaan  | -    | -    | -    |
| 14. | Perjudian   | 100  | 100  | 100  |
| 15. | Pemerksaan  | -    | -    | -    |
| 16. | Palsu surat   | 100  | -    | 100  |
| 17. | Perusakan   | -    | 100  | 50   |
| 18. | Penipuan  | 25   | 50   | 80   |

Lanjutan Tabel/*Continued Table* 4.5.3

| No                  | Jenis kejahatan/Pelanggaran<br><i>Type of Crime and Offence</i> | 2019         | 2020      | 2021       |
|---------------------|---|--------------|-----------|------------|
|                     | (1)   | (2)          | (3)       | (4)        |
| 19.                 | Penggelapan   | 42           | 78        | 100        |
| 20.                 | Senpi handak  | -            | -         | 100        |
| 21.                 | Sajam   | 100          | 100       | 100        |
| 22.                 | Penadahan   | -            | -         | -          |
| 23.                 | Laka Air  | -            | -         | -          |
| 24.                 | Bot Tanah   | -            | -         | -          |
| 25.                 | Korupsi   | -            | -         | 200        |
| 26.                 | Illegal Logging   | 100          | -         | -          |
| 27.                 | Illegal Mining  | 100          | 33        | 800        |
| 28.                 | Lahgun BBM  | 100          | 100       | -          |
| 29.                 | Pembakaran Lahan  | -            | -         | -          |
| 30.                 | Lain-lain   | -            | 100       | -          |
| <b>Jumlah/Total</b> |   | <b>77.48</b> | <b>82</b> | <b>109</b> |

Sumber/Source: Polres Kabupaten Tapin/Resort Police of Tapin Regency

**Tabel**  
**Table** 4.5.4**Banyaknya Pelanggaran Lalu Lintas di Kabupaten Tapin, 2021**  
**Number of Traffic Violations in Tapin Regency, 2021**

| Bulan<br>Month          | Jumlah<br>Pelanggaran<br>Total Violation | Telah Diproses<br>Processed |                       | Jumlah Denda<br>(Rp.) |
|-------------------------|--|-----------------------------|-----------------------|-----------------------|
|                         |  | Hadir<br>Present            | Tidak Hadir<br>Absent |                       |
| (1)                     | (2)                                      | (3)                         | (4)                   | (5)                   |
| 01. Januari/January     | 141                                      | 144                         | 141                   | 12 763 000            |
| 02. Pebruari/February   | 141                                      | 65                          | 76                    | 5 892 000             |
| 03. Maret/March         | 141                                      | 198                         | 141                   | 23 640 000            |
| 04. April/April         | 141                                      | 260                         | 141                   | 28 313 000            |
| 05. Mei/May             | 200                                      | 154                         | 46                    | 36 279 000            |
| 06. Juni/June           | 150                                      | 58                          | 92                    | 5 998 000             |
| 07. Juli/July           | 150                                      | 137                         | 13                    | 17 867 000            |
| 08. Agustus/August      | 224                                      | 194                         | 30                    | 18 141 000            |
| 09. September/September | 100                                      | 161                         | 100                   | 19 350 000            |
| 10. Oktober/October     | 312                                      | 260                         | 312                   | 26 822 000            |
| 11. Nopember/November   | 100                                      | 179                         | 100                   | 17 896 000            |
| 12. Desember/December   | 350                                      | 140                         | 210                   | 15 961 000            |
| <b>Jumlah</b>           | <b>2 150</b>                             | <b>1 950</b>                | <b>1 402</b>          | <b>228 922 000</b>    |

Sumber/Source: Polres Kabupaten Tapin/Resort Police of Tapin Regency

**Tabel**  
**Table** 4.5.5

**Banyaknya Kecelakaan, Kerugian Material, dan Penderita Kecelakaan di Kabupaten Tapin, 2019-2021**  
**Number of Accident, Loss Matrial and Suffering Accident di Kabupaten Tapin, 2019-2021**

| <b>Tingkat Pendidikan</b><br><b>Educational Level</b> | <b>2019</b> | <b>2020</b> | <b>2021</b> |
|---|-------------|-------------|-------------|
| (1)   | (2)         | (3)         | (4)         |
| 1. Banyaknya Kecelakaan                               | 52          | 44          | 34          |
| 2. Banyaknya Kerugian Material (Rp.)                  | 199 900 000 | 132 700 000 | 178 565 000 |
| 3. Jumlahnya Penderita Kecelakaan                     | -           | -           | -           |
| a. Meninggal Dunia                                    | 24          | 20          | 17          |
| b. Luka Berat   | 1           | 4           | 4           |
| c. Luka Ringan  | 53          | 44          | 35          |

Sumber/Source: Polres Kabupaten Tapin/Resort Police of Tapin Regency

**Tabel** 4.5.6 **Data Kasus Menonjol di Kabupaten Tapin, 2021**  
**Table** 4.5.6 **Prominent Case Data di Kabupaten Tapin, 2021**

| Jenis Kasus<br><i>Types of Cases</i> | Tahun 2021 Year 2021 |     |     |
|--------------------------------------|----------------------|-----|-----|
|                                      | L                    | S   | TSK |
| (1)                                  | (2)                  | (3) | (4) |
| 01. Pembunuhan/Temu Mayat            | -                    | -   | -   |
| 02. Curas                            | -                    | -   | -   |
| 03. Curat                            | -                    | -   | -   |
| 04. Anirat                           | -                    | -   | -   |
| 05. Curanmor                         | -                    | -   | -   |
| 06. UU perlindungan anak             | -                    | -   | -   |
| 07. Pemalsuan Surat                  | -                    | -   | -   |
| 08. Penggelapan                      | -                    | -   | -   |
| 09. Penipuan                         | -                    | -   | -   |
| 10. Narkoba                          | -                    | -   | -   |
| 11. Korupsi                          | -                    | -   | -   |
| <b>Jumlah</b>                        | -                    | -   | -   |

Sumber/Source: Polres Kabupaten Tapin/Resort Police of Tapin Regency

**Tabel**  
**Table** 4.5.7**Pola Umur Pelaku Berdasarkan Data Kasus Menonjol di  
Kabupaten Tapin, 2021**  
*Performers Age Pattern Based on Prominent Case Data in  
Tapin Regency, 2021*

| <b>Kelompok Umur</b><br><i>Age Group</i> | <b>2020</b> | <b>2021</b> | <b>Trend</b> |
|--|-------------|-------------|--------------|
| (1)                                      | (2)         | (3)         | (4)          |
| 01. 15 – 25 tahun                        | -           | -           | TTP          |
| 02. 26 – 35 tahun                        | -           | -           | TTP          |
| 03. 36 – 45 tahun                        | -           | -           | TTP          |
| 04. 46 – 55 tahun                        | -           | -           | TTP          |
| <b>Jumlah</b>                            | -           | -           | <b>TTP</b>   |

Catatan/Notes: TTP : Tetap  
N : Naik  
T : Turun

Sumber/Source: Polres Kabupaten Tapin/Resort Police of Tapin Regency

**Tabel** 4.5.8 **Pola Waktu Kejadian Berdasarkan Data Kasus Menonjol di Kabupaten Tapin, 2021**  
**Table** 4.5.8 **Time Pattern of Event Based on Prominent Case Data in Tapin Regency, 2021**

| <b>Waktu Kejadian<br/>Time Occurence</b> | <b>2020</b> | <b>2021</b> | <b>Trend</b> |
|--|-------------|-------------|--------------|
| (1)                                      | (2)         | (3)         | (4)          |
| 01. 06.00 – 12.00 WITA                   | -           | -           | TTP          |
| 02. 12.00 – 18.00 WITA                   | -           | -           | TTP          |
| 03. 18.00 – 24.00 WITA                   | -           | -           | TTP          |
| 04. 24.00 – 06.00 WITA                   | -           | -           | TTP          |
| <b>Jumlah</b>                            | -           | -           | <b>TTP</b>   |

Catatan/Notes: TTP : Tetap  
 N : Naik  
 T : Turun

Sumber/Source: Polres Kabupaten Tapin/Resort Police of Tapin Regency

**Tabel**  
**Table** 4.5.9

**Pola Tempat Kejadian Berdasarkan Data Kasus Menonjol  
di Kabupaten Tapin, 2021**  
*Pattern of Event Venue Based on Prominent Case Data in  
Tapin Regency, 2021*

| Waktu Kejadian<br>Time Occurence | 2020 | 2021 | Trend      |
|----------------------------------|------|------|------------|
| (1)                              | (2)  | (3)  | (4)        |
| 01. Pemukiman                    | -    | -    | TTP        |
| 02. Pertokoan / Parkir / Pasar   | -    | -    | TTP        |
| 03. Perkantoran                  | -    | -    | TTP        |
| 04. Jalan Umum                   | -    | -    | TTP        |
| 05. Sungai / Perairan            | -    | -    | TTP        |
| 06. Lain-lain                    | -    | -    | TTP        |
| <b>Jumlah</b>                    | -    | -    | <b>TTP</b> |

Catatan/Notes: TTP : Tetap  
N : Naik  
T : Turun

Sumber/Source: Polres Kabupaten Tapin/Resort Police of Tapin Regency



**Tabel** 4.5.10 **Pola Pekerjaan Pelaku Berdasarkan Data Kasus Menonjol di Kabupaten Tapin, 2021**  
**Table** 4.5.10 **Pattern of Performers Job Based on Prominent Case Data in Tapin Regency, 2021**

| Waktu Kejadian<br>Time Occurrence | 2020 | 2021 | Trend      |
|-----------------------------------|------|------|------------|
| (1)                               | (2)  | (3)  | (4)        |
| 01. TNI / POLRI                   | -    | -    | TTP        |
| 02. PNS / CPNS                    | -    | -    | TTP        |
| 03. Tani                          | -    | -    | TTP        |
| 04. Nelayan                       | -    | -    | TTP        |
| 05. Buruh                         | -    | -    | TTP        |
| 06. Dagang                        | -    | -    | TTP        |
| 07. Swasta                        | -    | -    | TTP        |
| 08. Sopir                         | -    | -    | TTP        |
| 09. Pelajar/ Mahasiswa            | -    | -    | TTP        |
| 10. Tidak bekerja                 | -    | -    | TTP        |
| <b>Jumlah</b>                     | -    | -    | <b>TTP</b> |

Catatan/Notes: TTP : Tetap  
 N : Naik  
 T : Turun

Sumber/Source: Polres Kabupaten Tapin/Resort Police of Tapin Regency

**Tabel**  
**Table** 4.5.11

**Jumlah Tindak Pidana, Resiko Penduduk Terjadi Tindak Pidana per 100.000 Penduduk, Persentase Penyelesaian Tindak Pidana, dan Selang Waktu Terjadinya Tindak Pidana Menurut Kepolisian Sektor di Kabupaten Tapin, 2021**  
*Number of Crime, Crime Rate per 100,000 Population, Percentage of Crime Clearance, and Time Interval of Crime Occurance by Departmental (Sektor) Police Office, 2021*

| Kepolisian Sektor          | Jumlah Tindak Pidana<br>Number of Crime |      |      |
|----------------------------|---|------|------|
|                            | 2019                                    | 2020 | 2021 |
| (1)                        | (2)                                     | (3)  | (4)  |
| Polsek Binuang             | 24                                      | 15   | 9    |
| Polsek Hatungun            | 6                                       | 3    | 2    |
| Polsek Tapin Selatan       | 18                                      | 17   | 3    |
| Polsek Salam Babaris       | 6                                       | 4    | 3    |
| Polsek Tapin Tengah        | 6                                       | 5    | 1    |
| Polsek Bungur              | 24                                      | 22   | 5    |
| Polsek Piani               | 7                                       | 2    | 0    |
| Polsek Lokpaikat           | 9                                       | 9    | 2    |
| Polsek Tapin Utara         | 37                                      | 24   | 9    |
| Polsek Bakarangan          | 11                                      | 5    | 3    |
| Polsek Candi Laras Selatan | 8                                       | 5    | 2    |
| Polsek Candi Laras Utara   | 12                                      | 10   | 0    |
| Polres Tapin               | 168                                     | 121  | 39   |

Lanjutan Tabel/*Continued Table 4.5.11*

| Kepolisian Sektor   | Risiko Penduduk Terjadi Tindak Pidana per 100.000 Penduduk |      |      |
|---------------------|--|------|------|
|                     | <i>Crime Rate per 100.000 Population</i>                   |      |      |
|                     | 2019   | 2020 | 2021 |
| (1)                 | (2)  | (3)  | (4)  |
| Binuang             | 76   | 18   | 5    |
| Hatungun            | 66   | 32   | 1    |
| Tapin Selatan       | 87   | 81   | 1    |
| Salam Babaris       | 48   | 31   | 1    |
| Tapin Tengah        | 30   | 256  | 0.52 |
| Bungur              | 177  | 159  | 3    |
| Piani               | 115  | 32   | 0    |
| Lokpaikat           | 89   | 88   | 1    |
| Tapin Utara         | 141  | 89   | 5    |
| Bakarangan          | 114  | 51   | 1    |
| Candi Laras Selatan | 60   | 37   | 1    |
| Candi Laras Utara   | 68   | 56   | 0    |

Lanjutan Tabel/*Continued Table* 4.5.11

| Kepolisian Sektor          | Persentase Penyelesaian Tindak Pidana<br><i>Percentage of Crime Clearance</i> |      |      |
|----------------------------|---|------|------|
|                            | 2019  | 2020 | 2021 |
| (1)                        | (2)   | (3)  | (4)  |
| Polsek Binuang             | 100   | 100  | 100  |
| Polsek Hatungun            | 100   | 100  | 100  |
| Polsek Tapin Selatan       | 94  | 94   | 100  |
| Polsek Salam Babaris       | 100   | 100  | 100  |
| Polsek Tapin Tengah        | 100   | 100  | 100  |
| Polsek Bungur              | 100   | 90   | 100  |
| Polsek Piani               | 100   | 50   | 0    |
| Polsek Lokpaikat           | 100   | 100  | 100  |
| Polsek Tapin Utara         | 78  | 90   | 100  |
| Polsek Bakarangan          | 100   | 100  | 100  |
| Polsek Candi Laras Selatan | 100   | 100  | 100  |
| Polsek Candi Laras Utara   | 100   | 100  | 0    |

Lanjutan Tabel/Continued Table 4.5.11

| Kepolisian Sektor          | Selang Waktu Terjadinya Tindak Pidana <sup>1</sup><br>Time Interval of Crime Occurance <sup>1</sup> |      |      |
|----------------------------|---|------|------|
|                            | 2019  | 2020 | 2021 |
| (1)                        | (2)   | (3)  | (4)  |
| Polsek Binuang             | 15h,2j  | 24h  | 40h  |
| Polsek Hatungun            | 60h   | 121h | 182h |
| Polsek Tapin Selatan       | 20h   | 21h  | 121h |
| Polsek Salam Babaris       | 60h   | 914h | 121h |
| Polsek Tapin Tengah        | 60h   | 73h  | 365h |
| Polsek Bungur              | 15j,12mnt   | 16h  | 73h  |
| Polsek Piani               | 51h,5j  | 182h | 0    |
| Polsek Lokpaikat           | 40h   | 40h  | 182h |
| Polsek Tapin Utara         | 9h,1j,48dt  | 15h  | 40h  |
| Polsek Bakarangan          | 30h   | 73h  | 182h |
| Polsek Candi Laras Selatan | 45h   | 73h  | 121h |
| Polsek Candi Laras Utara   | 30h   | 36h  | 0    |

Catatan/Note : h = Hari, j=Jam, m=Menit, d=Detik

Sumber/Source : Polres Kabupaten Tapin/Resort Police of Tapin Regency

#### 4.6 HUKUM LAW

**Tabel 4.6.1** Banyaknya Perkara yang Diterima dan Diputuskan Pengadilan Agama Menurut Kecamatan di Kabupaten Tapin, 2021  
*Number of Cases Received and Decided by Sub District in Tapin Regency, 2021*

| Kecamatan<br>Subdistrict | Sisa Tahun<br>2020 | Jumlah Perkara |            |           |          |
|--------------------------|--------------------|----------------|------------|-----------|----------|
|                          |                    | Diterima       | Diputuskan | Dicabut   | Sisa     |
| (1)                      |                    | (8)            | (9)        | (10)      |          |
| 010 Binuang              | 1                  | 96             | 87         | 6         | 2        |
| 011 Hatungun             | -                  | 28             | 26         | 1         | -        |
| 020 Tapin Selatan        | -                  | 54             | 50         | 2         | -        |
| 021 Salam Babaris        | -                  | 44             | 42         | 1         | -        |
| 030 Tapin Tengah         | -                  | 59             | 57         | 1         | -        |
| 040 Bungur               | -                  | 50             | 48         | 1         | 1        |
| 050 Piani                | -                  | 10             | 9          | 1         | -        |
| 060 Lokpaikat            | 1                  | 41             | 39         | 2         | -        |
| 070 Tapin Utara          | 1                  | 82             | 77         | 4         | -        |
| 080 Bakarangan           | -                  | 26             | 25         | -         | -        |
| 090 Candi Laras Selatan  | -                  | 30             | 28         | 1         | -        |
| 100 Candi Laras Utara    | -                  | 28             | 28         | -         | -        |
| <b>Tapin</b>             | <b>3</b>           | <b>548</b>     | <b>516</b> | <b>20</b> | <b>3</b> |

Sumber/Source: Pengadilan Agama Rantau/ Religious Courts Rantau

**Tabel**  
**Table** 4.6.2**Banyaknya Perkara yang Diterima dan Diputuskan Pengadilan Agama Menurut Jenis Perkara di Kabupaten Tapin, 2021****Number of Cases Received and Decided by Court Religion Cases by Type in Tapin Regency, 2021**

| Jenis Kelamin                          | Sisa Tahun 2020 | Jumlah Perkara |            |           |          |
|--|-----------------|----------------|------------|-----------|----------|
|  |                 | Diterima       | Diputuskan | Dicabut   | Sisa     |
| (1)                                    | (2)             | (3)            | (4)        | (5)       | (6)      |
| Izin Poligami                          | -               | -              | -          | -         | -        |
| Pencegahan Perkawinan                  | -               | -              | -          | -         | -        |
| Penolakan Perkawinan                   | -               | -              | -          | -         | -        |
| Pembatalan Perkawinan                  | -               | -              | -          | -         | -        |
| Kelalaian Atas Kewajiban Suami/ Isteri | -               | -              | -          | -         | -        |
| Cerai Talak                            | -               | 99             | 92         | 6         | 1        |
| Cerai Gugat                            | 3               | 309            | 299        | 13        | -        |
| Harta Bersama                          | -               | 4              | 3          | -         | 1        |
| Penguasaan Anak                        | -               | 1              | -          | -         | 1        |
| Nafkah Anak oleh Ibu                   | -               | -              | -          | -         | -        |
| Perwalian                              | -               | 2              | 2          | -         | -        |
| Asal usul anak                         | -               | 22             | 22         | -         | -        |
| Penetapan kawin campur                 | -               | -              | -          | -         | -        |
| Kewarisan                              | -               | -              | -          | -         | -        |
| Dispensasi kawin                       | -               | 97             | 96         | 1         | -        |
| Itbat nikah                            | -               | 53             | 50         | 3         | -        |
| Perubahan identitas                    | -               | -              | -          | -         | -        |
| Kelalaian atas kewajiban suami istri   | -               | -              | -          | -         | -        |
| Wali adhal                             | -               | 2              | 2          | -         | -        |
| Penguasaan anak                        | -               | -              | -          | -         | -        |
| Zakat/Infaq/Shadaqah                   | -               | -              | -          | -         | -        |
| P3HP/Pent Ahli Waris                   | -               | 26             | 25         | 1         | -        |
| <b>Tapin</b>                           | <b>3</b>        | <b>615</b>     | <b>591</b> | <b>24</b> | <b>3</b> |

Sumber/Source: Pengadilan Agama Rantau/ Religious Courts Rantau

**Tabel**  
**Table** 4.6.3**Banyaknya Perkara yang Diterima pada Pengadilan Agama Menurut Bulan di Kabupaten Tapin, 2021**  
**Number of Cases Received by the Court in Religion by Month in Tapin Regency, 2021**

| Bulan<br>Month          | Izin<br>Poligami | Harta<br>Bersama | Cerai<br>Talak | Cerai<br>Gugat | Perwalian | Itsbat<br>Nikah | Kewarisan |
|-------------------------|------------------|------------------|----------------|----------------|-----------|-----------------|-----------|
| (1)                     | (2)              | (3)              | (4)            | (5)            | (6)       | (7)             | (8)       |
| 01. Januari/January     | -                | -                | 12             | 45             | -         | 3               | -         |
| 02. Pebruari/February   | -                | -                | 7              | 43             | -         | 2               | -         |
| 03. Maret/March         | -                | 1                | 15             | 29             | -         | 2               | -         |
| 04. April/April         | -                | -                | 6              | 19             | -         | 14              | -         |
| 05. Mei/May             | -                | -                | 9              | 13             | -         | -               | -         |
| 06. Juni/June           | -                | -                | 5              | 27             | 1         | 3               | -         |
| 07. Juli/July           | -                | -                | 11             | 31             | -         | 1               | -         |
| 08. Agustus/August      | -                | -                | 3              | 18             | -         | 1               | -         |
| 09. September/September | -                | 1                | 12             | 26             | 1         | 1               | -         |
| 10. Oktober/October     | -                | -                | 7              | 22             | -         | -               | -         |
| 11. Nopember/November   | -                | 2                | 10             | 26             | -         | 26              | -         |
| 12. Desember/December   | -                | -                | 2              | 10             | -         | -               | -         |
| <b>Jumlah</b>           | <b>0</b>         | <b>4</b>         | <b>99</b>      | <b>309</b>     | <b>2</b>  | <b>53</b>       | <b>0</b>  |

Sumber/Source: Pengadilan Agama Rantau/ Religious Courts Rantau



Lanjutan Tabel/Continued Table 4.6.3

| Bulan<br>Month          | Asal<br>Usul<br>Anak | Wali<br>Adhol | Dis-<br>pensasi<br>Kawin | P3HP/<br>PAW | Perubahan<br>Identitas | Pembatalan<br>Perkawinan | Jumlah     |
|-------------------------|----------------------|---------------|--------------------------|--------------|------------------------|--------------------------|------------|
| (1)                     | (9)                  | (10)          | (11)                     | (12)         | (13)                   | (14)                     | (15)       |
| 01. Januari/January     | -                    | -             | 8                        | 1            | -                      | -                        | 69         |
| 02. Pebruari/February   | -                    | -             | 8                        | 1            | -                      | -                        | 61         |
| 03. Maret/March         | 1                    | -             | 13                       | 1            | -                      | -                        | 62         |
| 04. April/April         | 1                    | -             | -                        | 2            | -                      | -                        | 42         |
| 05. Mei/May             | 1                    | -             | 4                        | 2            | -                      | -                        | 29         |
| 06. Juni/June           | 4                    | 1             | 20                       | 3            | -                      | -                        | 64         |
| 07. Juli/July           | 2                    | -             | 14                       | 2            | -                      | -                        | 61         |
| 08. Agustus/August      | 1                    | -             | 3                        | 2            | -                      | -                        | 28         |
| 09. September/September | 2                    | -             | 8                        | 5            | -                      | -                        | 56         |
| 10. Oktober/October     | 4                    | -             | 9                        | 4            | -                      | -                        | 46         |
| 11. Nopember/November   | 3                    | 1             | 5                        | 0            | -                      | -                        | 73         |
| 12. Desember/December   | 3                    | -             | 5                        | 3            | -                      | -                        | 23         |
| <b>Jumlah</b>           | <b>22</b>            | <b>2</b>      | <b>97</b>                | <b>26</b>    | <b>0</b>               | <b>0</b>                 | <b>614</b> |

Catatan/Notes : 1 Perkara Penguasaan Anak

Sumber/Source: Pengadilan Agama Rantau/ Religious Courts Rantau

**Tabel**  
**Table** 4.6.4

**Banyaknya Perkara yang Diputuskan pada Pengadilan Agama Menurut Bulan di Kabupaten Tapin, 2021**  
**Number of Cases Decided by the Court in Religion by Month in Tapin Regency, 2021**

| Bulan<br>Month          | Izin<br>Poligami | Harta<br>Bersama | Cerai<br>Talak | Cerai<br>Gugat | Perwalian | Itsbat<br>Nikah | Kewarisan |
|-------------------------|------------------|------------------|----------------|----------------|-----------|-----------------|-----------|
| (1)                     | (2)              | (3)              | (4)            | (5)            | (6)       | (7)             | (8)       |
| 01. Januari/January     | -                | -                | 2              | 15             | -         | 2               | -         |
| 02. Pebruari/February   | -                | -                | 5              | 44             | -         | -               | -         |
| 03. Maret/March         | -                | 1                | 9              | 41             | -         | 2               | -         |
| 04. April/April         | -                | -                | 10             | 20             | -         | 14              | -         |
| 05. Mei/May             | -                | -                | 3              | 8              | -         | -               | -         |
| 06. Juni/June           | -                | -                | 11             | 24             | 1         | -               | -         |
| 07. Juli/July           | -                | -                | 6              | 27             | -         | 2               | -         |
| 08. Agustus/August      | -                | -                | 9              | 25             | -         | 1               | -         |
| 09. September/September | -                | -                | 10             | 26             | 1         | 1               | -         |
| 10. Oktober/October     | -                | 1                | 10             | 21             | -         | -               | -         |
| 11. Nopember/November   | -                | -                | 5              | 26             | -         | 22              | -         |
| 12. Desember/December   | -                | -                | 7              | 22             | -         | 1               | -         |
| <b>Jumlah</b>           | <b>0</b>         | <b>2</b>         | <b>87</b>      | <b>299</b>     | <b>2</b>  | <b>45</b>       | <b>0</b>  |

Sumber/Source: Pengadilan Agama Rantau/ Religious Courts Rantau

Lanjutan Tabel/Continued Table 4.6.4

| Bulan<br>Month          | Asal<br>Usul<br>Anak | Wali<br>Adhol | Dis-<br>pensasi<br>Kawin | P3HP/<br>PAW | Perubahan<br>Identitas | Pembatalan<br>Perkawinan | Jumlah     |
|-------------------------|----------------------|---------------|--------------------------|--------------|------------------------|--------------------------|------------|
| (1)                     | (9)                  | (10)          | (11)                     | (12)         | (13)                   | (14)                     | (15)       |
| 01. Januari/January     | -                    | -             | 8                        | -            | -                      | -                        | 27         |
| 02. Pebruari/February   | -                    | -             | 6                        | 1            | -                      | -                        | 56         |
| 03. Maret/March         | 1                    | -             | 6                        | 2            | -                      | -                        | 62         |
| 04. April/April         | 1                    | -             | 9                        | 2            | -                      | -                        | 56         |
| 05. Mei/May             | -                    | -             | 2                        | 2            | -                      | -                        | 15         |
| 06. Juni/June           | 3                    | 1             | 13                       | 2            | -                      | -                        | 55         |
| 07. Juli/July           | 3                    | -             | 19                       | 2            | -                      | -                        | 59         |
| 08. Agustus/August      | 1                    | -             | 3                        | 2            | -                      | -                        | 41         |
| 09. September/September | 3                    | -             | 7                        | 4            | -                      | -                        | 52         |
| 10. Oktober/October     | 4                    | -             | 10                       | 3            | -                      | -                        | 49         |
| 11. Nopember/November   | 3                    | 1             | 5                        | 2            | -                      | -                        | 64         |
| 12. Desember/December   | 3                    | -             | 6                        | 3            | -                      | -                        | 42         |
| <b>Jumlah</b>           | <b>22</b>            | <b>2</b>      | <b>94</b>                | <b>25</b>    | <b>0</b>               | <b>0</b>                 | <b>578</b> |

Keterangan :

1. Ditolak : 8 perkara

2. Tidak diterima : 1 perkara

3. Gugur : 3 perkara

Sumber/Source: Pengadilan Agama Rantau/ Religious Courts Rantau

**Tabel**  
**Table** 4.6.5

**Banyaknya Perceraian Dirinci Menurut Faktor Penyebabnya di Kabupaten Tapin, 2021**  
*Number of Cases Decided by the Court in Religion by Month in Tapin Regency, 2021*

| <b>Faktor Penyebab Perceraian</b><br><i>The Cause of Divorces</i> | <b>2019</b> | <b>2020</b> | <b>2021</b> |
|---|-------------|-------------|-------------|
| (1)   | (2)         | (3)         | (4)         |
| 01. Moral   | -           | -           | -           |
| -Poligami tidak Sehat   | -           | -           | 1           |
| -Krisis Akhlak  | -           | -           | -           |
| -Cemburu  | -           | -           | -           |
| 02. Meninggalkan Kewajiban  | -           | -           | -           |
| -Kawin Paksa  | 1           | 2           | -           |
| -Ekonomi  | 1           | 3           | 6           |
| -Tidak Ada Tanggung Jawab   | 18          | 6           | 7           |
| 03. Kawin Di bawah Umur   | -           | -           | -           |
| 04. Penganaiyaan  | -           | -           | -           |
| 05. Dihukum   | 2           | 3           | 2           |
| 06. Cacat Biologis  | -           | -           | -           |
| 07. Terus Menerus Berselisih                                      | -           | -           | -           |
| -Politik  | -           | -           | -           |
| -Gangguan Pihak Ketiga  | -           | -           | -           |
| -Tidak Ada keharmonisan   | 311         | 348         | 360         |
| -Lain-lain/Murtad*  | -           | -           | -           |
| <b>Jumlah/Total</b>   | <b>333</b>  | <b>362</b>  | <b>376</b>  |

Sumber/Source: Pengadilan Agama Rantau/ Religious Courts Rantau

**Tabel**  
**Table** 4.6.6

**Jumlah Tindak Pidana yang Masuk di Kejaksaan Negeri  
Menurut Bulan di Kabupaten Tapin, 2021**  
**Number of Crimes Registered in State Attorney by Month in  
Tapin Regency, 2021**

| Bulan<br>Month          | Jenis Tindak Pidana |          |                             | Jumlah     |
|-------------------------|---------------------|----------|-----------------------------|------------|
|                         | Umum                | Korupsi  | Psikotropika &<br>Narkotika |            |
| (1)                     | (2)                 | (3)      | (4)                         | (5)        |
| 01. Januari/January     | 10                  | -        | 3                           | 13         |
| 02. Pebruari/February   | 18                  | 1        | 10                          | 29         |
| 03. Maret/March         | 16                  | -        | 9                           | 25         |
| 04. April/April         | 7                   | -        | 5                           | 12         |
| 05. Mei/May             | 7                   | -        | 6                           | 13         |
| 06. Juni/June           | 7                   | 1        | 7                           | 15         |
| 07. Juli/July           | 8                   | -        | 7                           | 15         |
| 08. Agustus/August      | 7                   | -        | 3                           | 10         |
| 09. September/September | 16                  | -        | 7                           | 23         |
| 10. Oktober/October     | 15                  | -        | 6                           | 21         |
| 11. Nopember/November   | 16                  | 1        | 7                           | 24         |
| 12. Desember/December   | 6                   | -        | 7                           | 13         |
| <b>Jumlah</b>           | <b>133</b>          | <b>3</b> | <b>77</b>                   | <b>213</b> |

Sumber/Source: Kejaksaan Negeri Tapin/ State Prosecutor of Rantau

**Tabel**  
**Table 4.6.7****Jumlah Tindak Pidana yang Diselesaikan di Kejaksaan Negeri Menurut Bulan di Kabupaten Tapin, 2021**  
**Number of Crimes Solved in State Attorney by Month in Tapin Regency, 2021**

| Bulan<br>Month          | Penyelesaian               |                   |                            |
|-------------------------|----------------------------|-------------------|----------------------------|
|                         | Dilepaskan dari<br>Tahanan | Dilimpahkan ke PN | Divonis / Diputus<br>Bebas |
| (1)                     | (2)                        | (3)               | (4)                        |
| 01. Januari/January     | -                          | 15                | -                          |
| 02. Pebruari/February   | -                          | 14                | -                          |
| 03. Maret/March         | -                          | 19                | -                          |
| 04. April/April         | -                          | 26                | -                          |
| 05. Mei/May             | -                          | 16                | -                          |
| 06. Juni/June           | -                          | 17                | -                          |
| 07. Juli/July           | -                          | 19                | -                          |
| 08. Agustus/August      | -                          | 12                | -                          |
| 09. September/September | -                          | 13                | -                          |
| 10. Oktober/October     | -                          | 12                | -                          |
| 11. Nopember/November   | -                          | 9                 | -                          |
| 12. Desember/December   | -                          | 14                | -                          |
| <b>Jumlah</b>           | <b>0</b>                   | <b>186</b>        | <b>0</b>                   |

Catatan?Note: Putusan bulan sebelumnya masuk pada bulan berikutnya

Sumber/Source: Kejaksaan Negeri Tapin/ State Prosecutor of Rantau

**Tabel**  
**Table 4.6.8****Banyaknya Perkara yang Terdakwa/Tertuduh yang Masuk di Pengadilan Negeri Menurut Bulan di Kabupaten Tapin, 2021*****The Number of Case and the Defendant/Accused Registered in State Court by Month in Tapin Regency, 2021***

| Bulan<br>Month          | Biasa<br>Common    |                     | Singkat<br>Concise |                     | Pelanggaran<br>Violation |                     |
|-------------------------|--------------------|---------------------|--------------------|---------------------|--------------------------|---------------------|
|                         | Perkara<br>Lawsuit | Terdakwa<br>Accused | Perkara<br>Lawsuit | Terdakwa<br>Accused | Perkara<br>Lawsuit       | Terdakwa<br>Accused |
| (1)                     | (2)                | (3)                 | (4)                | (5)                 | (6)                      | (7)                 |
| 01. Januari/January     | 18                 | 18                  | -                  | -                   | 144                      | 144                 |
| 02. Pebruari/February   | 12                 | 13                  | 3                  | 3                   | 65                       | 65                  |
| 03. Maret/March         | 21                 | 23                  | 4                  | 4                   | 198                      | 198                 |
| 04. April/April         | 22                 | 24                  | 8                  | 8                   | 260                      | 260                 |
| 05. Mei/May             | 17                 | 17                  | -                  | -                   | 154                      | 154                 |
| 06. Juni/June           | 15                 | 17                  | -                  | -                   | 58                       | 58                  |
| 07. Juli/July           | 22                 | 30                  | 4                  | 4                   | 137                      | 137                 |
| 08. Agustus/August      | 8                  | 8                   | -                  | -                   | 195                      | 195                 |
| 09. September/September | 17                 | 21                  | -                  | -                   | 161                      | 161                 |
| 10. Oktober/October     | 7                  | 7                   | -                  | -                   | 260                      | 260                 |
| 11. Nopember/November   | 10                 | 11                  | -                  | -                   | 179                      | 179                 |
| 12. Desember/December   | 8                  | 8                   | -                  | -                   | 140                      | 140                 |
| <b>Jumlah</b>           | <b>177</b>         | <b>197</b>          | <b>19</b>          | <b>19</b>           | <b>1 951</b>             | <b>1 951</b>        |

Sumber/Source: Pengadilan Negeri Tapin/ State Court of Rantau

**Tabel**  
**Table 4.6.9****Banyaknya Perkara yang Terdakwa/Tertuduh yang Diselesaikan di Pengadilan Negeri Menurut Bulan di Kabupaten Tapin, 2021**  
*The Number of Case and the Defendant/Accused Solved in State Court by Month in Tapin Regency, 2021*

| Bulan<br>Month          | Biasa<br>Common    |                     | Singkat<br>Concise |                     | Pelanggaran<br>Violation |                     |
|-------------------------|--------------------|---------------------|--------------------|---------------------|--------------------------|---------------------|
|                         | Perkara<br>Lawsuit | Terdakwa<br>Accused | Perkara<br>Lawsuit | Terdakwa<br>Accused | Perkara<br>Lawsuit       | Terdakwa<br>Accused |
| (1)                     | (2)                | (3)                 | (4)                | (5)                 | (6)                      | (7)                 |
| 01. Januari/January     | 5                  | 5                   | -                  | -                   | 144                      | 144                 |
| 02. Pebruari/February   | 16                 | 16                  | 3                  | 3                   | 65                       | 65                  |
| 03. Maret/March         | 21                 | 22                  | 4                  | 4                   | 198                      | 198                 |
| 04. April/April         | 24                 | 27                  | 8                  | 8                   | 260                      | 260                 |
| 05. Mei/May             | 14                 | 15                  | -                  | -                   | 154                      | 154                 |
| 06. Juni/June           | 20                 | 22                  | -                  | -                   | 58                       | 58                  |
| 07. Juli/July           | 14                 | 20                  | 4                  | 4                   | 137                      | 137                 |
| 08. Agustus/August      | 13                 | 15                  | -                  | -                   | 195                      | 195                 |
| 09. September/September | 13                 | 14                  | -                  | -                   | 161                      | 161                 |
| 10. Oktober/October     | 14                 | 17                  | -                  | -                   | 260                      | 260                 |
| 11. Nopember/November   | 4                  | 4                   | -                  | -                   | 179                      | 179                 |
| 12. Desember/December   | 18                 | 18                  | -                  | -                   | 140                      | 140                 |
| <b>Jumlah</b>           | <b>176</b>         | <b>195</b>          | <b>19</b>          | <b>19</b>           | <b>1951</b>              | <b>1951</b>         |

Sumber/Source: Pengadilan Negeri Tapin/ State Court of Rantau



**Tabel**  
**Table 4.6.10****Banyaknya Perkara yang Diselesaikan Menurut Sikap Terhadap Keputusan Menurut Bulan di Kabupaten Tapin, 2021**  
**Number of Cases Solved by Attitudes toward Decisions by Month in Tapin Regency, 2021**

| Bulan<br>Month          | Menerima<br>Accepted |                  | Banding<br>Appealed |                  | Grasi (Kasasi)<br>Granted |                  |
|-------------------------|----------------------|------------------|---------------------|------------------|---------------------------|------------------|
|                         | Pria<br>Male         | Wanita<br>Female | Pria<br>Male        | Wanita<br>Female | Pria<br>Male              | Wanita<br>Female |
| (1)                     | (2)                  | (3)              | (4)                 | (5)              | (6)                       | (7)              |
| 01. Januari/January     | 5                    | -                | -                   | -                | -                         | -                |
| 02. Pebruari/February   | 14                   | 2                | -                   | -                | -                         | -                |
| 03. Maret/March         | 19                   | 2                | 1                   | -                | -                         | -                |
| 04. April/April         | 25                   | -                | 2                   | -                | -                         | -                |
| 05. Mei/May             | 14                   | 1                | -                   | -                | -                         | -                |
| 06. Juni/June           | 21                   | 1                | -                   | -                | -                         | -                |
| 07. Juli/July           | 20                   | -                | -                   | -                | -                         | -                |
| 08. Agustus/August      | 13                   | 2                | -                   | -                | -                         | -                |
| 09. September/September | 9                    | 3                | 2                   | -                | -                         | -                |
| 10. Oktober/October     | 17                   | -                | -                   | -                | -                         | -                |
| 11. Nopember/November   | 2                    | -                | 2                   | -                | 1                         | -                |
| 12. Desember/December   | 18                   | -                | -                   | -                | -                         | -                |
| <b>Jumlah</b>           | <b>177</b>           | <b>11</b>        | <b>7</b>            | <b>0</b>         | <b>1</b>                  | <b>0</b>         |

Sumber/Source: Pengadilan Negeri Tapin/ State Court of Rantau

**Tabel**  
**Table** 4.6.11**Banyaknya Perkara yang Diselesaikan Menurut Lamanya Masa Hukuman di Kabupaten Tapin, 2021**  
**Number of Cases Solved by Length of Sentence in Tapin Regency, 2021**

| Bulan<br>Month          | Kurang dari 1 th<br>Less Than 1 yrs |                  | 1 – 2 th<br>1-2 yrs |                  | Lebih dari 2 th<br>More Than 2 yrs |                  |
|-------------------------|-------------------------------------|------------------|---------------------|------------------|------------------------------------|------------------|
|                         | Pria<br>Male                        | Wanita<br>Female | Pria<br>Male        | Wanita<br>Female | Pria<br>Male                       | Wanita<br>Female |
| (1)                     | (2)                                 | (3)              | (4)                 | (5)              | (6)                                | (7)              |
| 01. Januari/January     | 3                                   | -                | -                   | -                | 2                                  | -                |
| 02. Pebruari/February   | 9                                   | 1                | 2                   | -                | 3                                  | 1                |
| 03. Maret/March         | 5                                   | -                | 1                   | -                | 14                                 | 2                |
| 04. April/April         | 14                                  | -                | 3                   | -                | 10                                 | -                |
| 05. Mei/May             | 6                                   | 1                | 3                   | -                | 5                                  | -                |
| 06. Juni/June           | 9                                   | -                | -                   | -                | 12                                 | 1                |
| 07. Juli/July           | 6                                   | -                | 8                   | -                | 6                                  | -                |
| 08. Agustus/August      | 6                                   | -                | 1                   | -                | 6                                  | 2                |
| 09. September/September | 3                                   | -                | 3                   | 1                | 5                                  | 2                |
| 10. Oktober/October     | 3                                   | -                | 6                   | -                | 8                                  | -                |
| 11. Nopember/November   | 1                                   | -                | 1                   | -                | 1                                  | -                |
| 12. Desember/December   | 6                                   | -                | 1                   | -                | 11                                 | -                |
| <b>Jumlah</b>           | <b>71</b>                           | <b>2</b>         | <b>29</b>           | <b>1</b>         | <b>83</b>                          | <b>8</b>         |

Sumber/Source: Pengadilan Negeri Tapin/ State Court of Rantau

**Tabel**  
**Table** 4.6.12**Banyaknya Narapidana Menurut Jenis Kejahatan dan Jenis Kelamin di Kabupaten Tapin, 2021**  
**The Number of Prisoners by Type of Crime and Gender in Tapin Regency, 2021**

| Jenis Kejahatan<br><i>Type of Crime</i> | Jenis Kelamin<br><i>Sex</i> |                            | Jumlah<br>Total |
|---|-----------------------------|----------------------------|-----------------|
|   | Laki-laki<br><i>Male</i>    | Perempuan<br><i>Female</i> |                 |
| (1)                                     | (2)                         | (3)                        | (10)            |
| 01. Politik                             | -                           | -                          | -               |
| 02. Thdp Ketrtiban                      | -                           | -                          | -               |
| 03. Pembakaran                          | -                           | -                          | -               |
| 04. Mata Uang                           | 1                           | -                          | 1               |
| 05. Memalsukan Materai / Surat          | 1                           | -                          | 1               |
| 06. Kesusilaan                          | -                           | -                          | -               |
| 07. Perjudian                           | -                           | -                          | -               |
| 08. Penculikan                          | -                           | -                          | -               |
| 09. Pembunuhan                          | 6                           | -                          | 6               |
| 10. Penganiayaan                        | 12                          | -                          | 12              |
| 11. Pencurian                           | 24                          | -                          | 24              |
| 12. Perampokan                          | -                           | -                          | -               |
| 13. Memeras / Mengancam                 | -                           | -                          | -               |
| 14. Penggelapan                         | 4                           | -                          | 4               |
| 15. Penipuan                            | 1                           | -                          | 1               |
| 16. Penadahan                           | -                           | -                          | -               |
| 17. Psikotropika                        | 195                         | -                          | 195             |
| 18. Illegal Logging                     | -                           | -                          | -               |
| 19. Lain-lain                           | 36                          | -                          | 36              |
| <b>Jumlah/Total</b>                     | <b>280</b>                  | <b>0</b>                   | <b>280</b>      |

Sumber/Source: Rumah Tahanan Rantau/*Detention of Rantau*

**Tabel**  
**Table** 4.6.13**Jumlah Narapidana yang Selesai Masa Penahanannya Menurut Jenis Kelamin di Kabupaten Tapin, 2021**  
**Number of Prisoners Completed his Incarceration by Sex in Tapin Regency, 2021**

| Jenis Kelamin           | Jenis Kelamin<br>Sex |                     | Jumlah<br>Total |
|-------------------------|----------------------|---------------------|-----------------|
|                         | Laki-laki<br>Male    | Perempuan<br>Female |                 |
| (1)                     | (8)                  | (9)                 | (10)            |
| 01. Januari/January     | 15                   | -                   | 15              |
| 02. Pebruari/February   | 1                    | -                   | 1               |
| 03. Maret/March         | 5                    | -                   | 5               |
| 04. April/April         | 11                   | -                   | 11              |
| 05. Mei/May             | 14                   | -                   | 14              |
| 06. Juni/June           | 13                   | -                   | 13              |
| 07. Juli/July           | 14                   | -                   | 14              |
| 08. Agustus/August      | 19                   | -                   | 19              |
| 09. September/September | 24                   | -                   | 24              |
| 10. Oktober/October     | 8                    | -                   | 8               |
| 11. Nopember/November   | 13                   | -                   | 13              |
| 12. Desember/December   | 13                   | -                   | 13              |
| <b>Jumlah/Total</b>     | <b>161</b>           | <b>0</b>            | <b>161</b>      |

Sumber/Source: Rumah Tahanan Rantau/ Detention of Rantau

**Tabel 4.6.14** Jumlah Isi Rutan Rantau Menurut Jenis Kelamin di Kabupaten Tapin, 2019-2021  
**Number of Inhabitants in Detention Center by Sex in Tapin Regency, 2019-2021**

| Bulan<br>Month                 | 2019         |                  |                 | 2020         |                  |                 | 2021         |                  |                 |
|--------------------------------|--------------|------------------|-----------------|--------------|------------------|-----------------|--------------|------------------|-----------------|
|                                | Pria<br>Male | Wanita<br>Female | Jumlah<br>Total | Pria<br>Male | Wanita<br>Female | Jumlah<br>Total | Pria<br>Male | Wanita<br>Female | Jumlah<br>Total |
| (1)                            | (2)          | (3)              | (4)             | (5)          | (6)              | (7)             | (8)          | (9)              | (10)            |
| 01. Januari/<br>January        | 217          | 7                | 224             | 301          | 4                | 305             | 279          | 7                | 286             |
| 02. Pebruari/<br>February      | 228          | 13               | 241             | 294          | 3                | 297             | 270          | 1                | 271             |
| 03. Maret/<br>March            | 250          | 12               | 262             | 291          | 5                | 296             | 323          | 3                | 325             |
| 04. April/<br>April            | 264          | 12               | 276             | 281          | 6                | 287             | 336          | 4                | 340             |
| 05. Mei/May                    | 257          | 13               | 270             | 297          | 6                | 303             | 322          | 2                | 324             |
| 06. Juni/June                  | 297          | 7                | 304             | 292          | 6                | 298             | 336          | 2                | 338             |
| 07. Juli/July                  | 294          | 7                | 301             | 298          | 5                | 303             | 341          | 2                | 343             |
| 08. Agustus/<br>August         | 281          | 2                | 283             | 291          | 7                | 298             | 330          | 3                | 333             |
| 09.<br>September/<br>September | 281          | 3                | 284             | 286          | 1                | 287             | 321          | 4                | 325             |
| 10. Oktober/<br>October        | 290          | 2                | 292             | 295          | 2                | 297             | 317          | -                | 317             |
| 11.<br>Nopember/<br>November   | 314          | 3                | 317             | 85           | 3                | 288             | 309          | -                | 309             |
| 12.<br>Desember/<br>December   | 307          | 5                | 312             | 278          | 6                | 284             | 315          | 3                | 318             |

Sumber/Source: Rumah Tahanan Rantau/ Detention of Rantau

**Tabel**  
**Table** 4.6.15**Jumlah Isi Rutan Rantau Menurut Status di Kabupaten Tapin, 2021**  
**Number of Residents Detention Center by Status in Tapin Regency, 2021**

| Bulan<br>Month          | Napi | Tahanan | Titipan | Jumlah |
|-------------------------|------|---------|---------|--------|
| (1)                     | (2)  | (3)     | (4)     | (5)    |
| 01. Januari/January     | 258  | 28      | -       | 286    |
| 02. Pebruari/February   | 255  | 16      | -       | 271    |
| 03. Maret/March         | 292  | 33      | -       | 325    |
| 04. April/April         | 305  | 35      | -       | 340    |
| 05. Mei/May             | 291  | 33      | -       | 324    |
| 06. Juni/June           | 314  | 24      | -       | 338    |
| 07. Juli/July           | 304  | 39      | -       | 343    |
| 08. Agustus/August      | 308  | 25      | -       | 333    |
| 09. September/September | 294  | 31      | -       | 325    |
| 10. Oktober/October     | 288  | 29      | -       | 317    |
| 11. Nopember/November   | 282  | 27      | -       | 309    |
| 12. Desember/December   | 280  | 38      | -       | 318    |

Sumber/Source: Rumah Tahanan Rantau/ Detention of Rantau

#### 4.7 SOSIAL LAINNYA OTHERS

**Tabel 4.7.1** Banyaknya Tempat Pembuangan Sampah Menurut Jenisnya dan Kecamatan di Kabupaten Tapin, 2021  
*Number of Waste Disposal Site by Kinds and Sub District in Tapin Regency, 2021*

| Kecamatan<br>Subdistrict | Permanen (bata) | Tempat Pembuangan Sampah |           |             |
|--------------------------|-----------------|--------------------------|-----------|-------------|
|                          |                 | Ulin                     | Kontener  | Bin Komunal |
| (1)                      | (2)             | (3)                      | (4)       | (5)         |
| 010 Benuang              | 11              | -                        | 2         | 1           |
| 011 Hatungun             | -               | -                        | -         | -           |
| 020 Tapin Selatan        | -               | -                        | 2         | -           |
| 021 Salam Babaris        | -               | -                        | -         | -           |
| 030 Tapin Tengah         | -               | -                        | 1         | 1           |
| 040 Bungur               | -               | -                        | -         | -           |
| 050 Piani                | -               | -                        | -         | -           |
| 060 Lokpaikat            | 1               | -                        | -         | -           |
| 070 Tapin Utara          | 8               | -                        | 6         | -           |
| 080 Bakarangan           | -               | -                        | -         | -           |
| 090 Candi Laras Selatan  | 1               | -                        | -         | -           |
| 100 Candi Laras Utara    | -               | -                        | -         | -           |
| <b>Tapin</b>             | <b>21</b>       | <b>0</b>                 | <b>11</b> | <b>2</b>    |

Sumber/Source: Badan Lingkungan Hidup Kabupaten Tapin/Environmental Agency of Tapin Regency

**Tabel**  
**Table** 4.7.2

**Rata-Rata Timbunan Sampah dan Sampah yang Dapat Diangkut Tiap Hari Menurut Tempatnya di Kabupaten Tapin, 2021**  
*Average Garbage and Garbage Dumps Every Day by Place in Tapin Regency, 2021*

| Tempat Penimbunan     | Timbunan Sampah |  |
|-----------------------|-----------------|--|
|                       | Volume          | Dapat Diangkut Tiap Hari (M <sup>3</sup> ) |
| (1)                   | (2)             | (3)  |
| 01.Pemukiman penduduk | 193.55          | 145.55                                     |
| 02.Pasar              | 20.47           | 16.38                                      |
| 03.Pusat perdagangan  | 6.68            | 5.86                                       |
| 04.Perkantoran        | 5.88            | 4.45                                       |
| 05.Penyapuan jalan    | 4.75            | 4  |
| 06.Fasilitas umum     | 8.46            | 5.98                                       |
| 07.industri           | -               | -  |
| 08.Saluran/drainase   | 4.11            | 4.14                                       |
| <b>Jumlah/Total</b>   | <b>243.9</b>    | <b>180.38</b>                              |

Sumber/Source: Badan Lingkungan Hidup Kabupaten Tapin/*Environmental Agency of Tapin Regency*



**Tabel**  
**Table 4.7.3****Banyaknya Armada Pengangkutan Sampah dan Kapasitasnya Menurut Jenis Angkutan di Kabupaten Tapin, 2021**  
**Number of Waste Transportation Fleet and Its Capacity by Type of Transportation in Tapin Regency, 2021**

| Tempat Penimbunan      | Banyaknya | Kapasitas Capacity (m <sup>3</sup> /buah) |
|------------------------|-----------|---|
| (1)                    | (2)       | (3)                                       |
| 01. Truk               | -         | -   |
| 02. Dump Truck         | 11        | 6   |
| 03. Mobil Pick Up      | 2         | 2   |
| 04. Arm Roll Container | 4         | 6   |
| 05. Gerobak Sampah     | 10        | 1   |
| 06. Trida (roda tiga)  | 14        | 1   |
| <b>Jumlah/Total</b>    | <b>41</b> | <b>16</b>                                 |

Sumber/Source: Badan Lingkungan Hidup Kabupaten Tapin/Environmental Agency of Tapin Regency

**Tabel**  
**Table** 4.7.4

**Indeks Kualitas Lingkungan Hidup Beserta Komponennya  
di Kabupaten Tapin, 2016-2021**  
*Environmental Quality Index and Its Components in Tapin  
Regency, 2016-2021*

| Indikator  | 2016         | 2017         | 2018         | 2019         | 2020         | 2021       |
|--|--------------|--------------|--------------|--------------|--------------|------------|
| (1)  | (2)          | (3)          | (4)          | (5)          | (6)          | (7)        |
| Indeks Kualitas Air (IKA)                          | 55.83        | 53.33        | 60.67        | 54.67        | 57.78        | ...        |
| Indeks Kualitas Udara (IKU)                        | 84.82        | 87.78        | 91.32        | 93.31        | 91.89        | ...        |
| ITH/IKL  | 25.26        | 26.74        | 46.51        | 46.52        | 46.36        | ...        |
| <b>Indeks Kualitas Lingkungan<br/>Hidup (IKLH)</b> | <b>52.30</b> | <b>53.03</b> | <b>64.20</b> | <b>63.00</b> | <b>69.09</b> | <b>...</b> |

Sumber/Source: Badan Lingkungan Hidup Kabupaten Tapin/*Environmental Agency of Tapin Regency*

**Tabel**  
**Table 4.7.5****Banyaknya Tindak Kekerasan Terhadap Perempuan dan Anak di Kabupaten Tapin, 2019-2021**  
**Number of Violence Against Women and Children in Tapin Regency, 2019-2021**

| Jenis Tindakan Kekerasan | 2019      | 2020      | 2021      |
|--------------------------|-----------|-----------|-----------|
| (1)                      | (2)       | (3)       | (4)       |
| Fisik                    | 1         | 3         | -         |
| Psikis                   | -         | -         | -         |
| Seksual                  | 6         | 10        | 10        |
| Penelantaran             | 1         | -         | -         |
| Trafficking              | -         | -         | -         |
| Eksplotasi               | -         | -         | -         |
| Lain-Lain                | 5         | 1         | 2         |
| <b>Jumlah/Total</b>      | <b>13</b> | <b>14</b> | <b>12</b> |

Sumber/Source: Dinas Pemberdayaan Perempuan dan Perlindungan Anak Kabupaten Tapin/Women Empowerment and Children Protection Agency of Tapin Regency

**Tabel**  
**Table** 4.7.6

**Daftar SKPD yang tergabung Dharma Wanita di  
Kabupaten Tapin, 2021**  
*List of Agency by Women's Association in Tapin District,  
2021*

| <b>Nama Organisasi</b><br><b>Organization Name</b>              | <b>Nama Organisasi</b><br><b>Organization Name</b>   |
|---|--|
| (1)   | (1)  |
| Sekretariat Daerah (SETDA)                                      | Dinas Perhubungan                                    |
| Sekretariat Dewan (Setwan)                                      | Dinas Penanaman Modal & Pelayanan Terpadu Satu Pintu |
| Badan Kepegawaian & Pengembangan SDM                            | Dinas Kebudayaan & Pariwisata                        |
| Badan Perencanaan Pembangunan Daerah, Penelitian & Pengembangan | Dinas Komunikasi & Informatika                       |
| Badan Pengelolaan Keuangan & Aset Daerah                        | Dinas Satuan polisi Pamong Praja & Kebakaran         |
| Dinas Perindustrian   | Dinas Perpustakaan & Kearsipan                       |
| Inspektorat   | Badan Pendapatan Daerah                              |
| Badan Penanggulangan Bencana daerah (BPBD)                      | Dinas Kependudukan & Capil                           |
| Dinas Pendidikan  | Kantor KESBANGPOL                                    |
| Dinas Kepemudaan dan Olahraga                                   | RSUD Datu Sanggul Rantau                             |
| Dinas Lingkungan Hidup  | Dinas Kesehatan                                      |
| Dinas Pemberdayaan Perempuan dan Perlindungan Anak              | PDAM Rantau  |
| Dinas Ketahanan Pangan  | Kementerian Agama                                    |
| Dinas Perdagangan   | Badan Pusat Statistik                                |
| Dinas Perumahan, Pemukiman, & Pertanahan                        | Rutan/LP Rantau                                      |
| Dinas Perikanan   | Badan Pertanahan Nasional                            |
| Dinas Pemberdayaan Masyarakat & Desa                            | Bank Kalsel Cab Rantau                               |
| Kepolisian Resort Tapin   | Bank BRI Cabang Rantau                               |
|   | Dinas Pertanian                                      |

Sumber/Source: Dinas Pemberdayaan Perempuan dan Perlindungan Anak Kabupaten Tapin/Women Empowerment and Children Protection Agency of Tapin Regency

**Tabel**  
**Table 4.7.7****Daftar Organisasi Wanita di Kabupaten Tapin, 2021**  
**List of Women's Organization in Tapin District, 2021**

| <b>Nama Organisasi</b><br><b>Organization Name</b>        | <b>Ketua</b><br><b>Leader</b>   | <b>Alamat</b><br><b>Address</b>                           |
|---|---------------------------------|---|
| (1)   | (2)                             | (3)   |
| 01. Persit Kartika Candra                                 | Dr. Wahyu Ningsih Lestari       | Kodim 1010 Rantau   |
| 02. Bhayangkari   | Febie Ernesto Saiser            | Polres Tapin  |
| 03. Adhiyaksa   |                                 | Kejaksaan Negeri Tapin                                    |
| 04. Gatriwara   | Faridah                         | DPRD Tapin  |
| 05. Dharma Yukti Karini                                   | Haryati                         | Pengadilan Negeri Tapin                                   |
| 06. Ikapri  | Hj. Mustaidah                   | Haur Kuning   |
| 07. Fatayat NU  |                                 |   |
| 08. wirawati  | Hj. Nur Ain                     | Jl. Pengadilan  |
| 09. perwari   | Hj. Norlaila                    | Jl. Kasnpanyi   |
| 10. perip   | Hj. Salasiah                    | Jl. MTQ   |
| 11. KPMDI   | Hj. Dra. Raudah                 | Haur Kuning   |
| 12. BKMT  | Hj. Atiyanti                    | Jl. Pengadilan  |
| 13. Persatuan Wanita Olahraga Seluruh Indonesia (PERWOSI) | Hj. Lailian Nor, S.Sos., MM     | Jl. Jendral Sudirman No. 59                               |
| 14. IGTKI   | Turiah, S.Pd                    | Jl. Bupati H. Said Alwi Kel. Rantau Kiwa Kec. Tapin Utara |
| 15. Wanita PGRI   | Hj. Norsyam Amaly S.Ag., M.Pd.I | Dinas Pendidikan  |
| 16. Harpi Melati  | Normala Iriyani                 | Jl. Pahlawan  |
| 17. Catalia   | Hj. Nor Jannah Arpan            | Binuang   |
| 18. IBI   | Hj. Istiharah, SST              | Jl. H. Hasan Basry KM.1 Lt.2 RSUD Datu Sanggul Rantau     |
| 19. AI - Hidayah  | Hj. Dra. Raudah                 | Haur Kuning   |
| 20. Wanita Kosgoro  | Hj. Nani                        |   |
| 21. Kerukunan Wanita Wredatama (Kerta Wredatama)          | Ahpida Yulianti                 | Gedung Djuang   |
| 22. Aisiyiah  | Hj. Supiati Wijayati            | Jl. A. Yani RT.5 No.9 Kel. Kupang Kec. Tapin Utara        |
| 23. Hwk   | Ive Fadli                       | Kantor Golkar   |
| 24. Iwabri  | Sri Rahayu, SH                  | Kencana BRI, Jl. Brigjen H. Hasan Basry No.2              |
| 25. PD. Salimah   |                                 |   |

**Tabel** 4.7.7  
**Table**

**Indeks Pembangunan Manusia (IPM) Kabupaten Tapin  
2010-2021**  
*Human Development Index of Tapin Regency, 2010-  
2021*

| Tahun<br>Year | IPM<br>HDI |
|---------------|------------|
| (1)           | (2)        |
| 2010          | 64,89      |
| 2011          | 65,41      |
| 2012          | 65,92      |
| 2013          | 66,48      |
| 2014          | 66,99      |
| 2015          | 67,67      |
| 2016          | 68,05      |
| 2017          | 68,70      |
| 2018          | 69,53      |
| 2019          | 70,13      |
| 2020          | 70,11      |
| 2021          | 70,31      |

Sumber/Source: Badan Pusat Statistik Kabupaten Tapin/Statistics of Tapin Regency

**Tabel**  
**Table 4.7.8****Jumlah Pengunjung Perpustakaan Daerah Menurut Jenis Pengunjung dan Jenis Kelamin di Kabupaten Tapin, 2018-2021****Number of Library Visitors by Types of Visitors and Gender in Tapin Regency, 2018-2021**

| Jenis Pengunjung<br><i>Types of Visitors</i> | 2018                |                         |                        | 2019                |                         |                        |
|--|---------------------|-------------------------|------------------------|---------------------|-------------------------|------------------------|
|  | Pria<br><i>Male</i> | Wanita<br><i>Female</i> | Jumlah<br><i>Total</i> | Pria<br><i>Male</i> | Wanita<br><i>Female</i> | Jumlah<br><i>Total</i> |
| (1)  | (2)                 | (3)                     | (4)                    | (5)                 | (6)                     | (7)                    |
| Guru/Dosen                                   | 123                 | 422                     | 545                    | 132                 | 397                     | 529                    |
| Mahasiswa                                    | 112                 | 317                     | 429                    | 143                 | 305                     | 448                    |
| PNS  | 45                  | 6                       | 51                     | 563                 | 419                     | 982                    |
| TK   | 254                 | 611                     | 865                    | 246                 | 581                     | 827                    |
| SD   | 617                 | 1 792                   | 2 409                  | 978                 | 3 871                   | 4 849                  |
| SMP  | 1 157               | 2 033                   | 3 190                  | 1 365               | 1 933                   | 3 298                  |
| SMA  | 2 079               | 5 174                   | 7 253                  | 2 249               | 3 211                   | 5 460                  |
| TNI/POLRI                                    | 1 097               | 1 305                   | 2 402                  | 779                 | 698                     | 1 477                  |
| Umum   | 1 279               | 2 759                   | 4 038                  | 1 378               | 2 708                   | 4 086                  |
| <b>Jumlah/Total</b>                          | <b>6 763</b>        | <b>14 419</b>           | <b>21 182</b>          | <b>7 833</b>        | <b>14 123</b>           | <b>21 956</b>          |

Lanjutan Tabel/*Continued Table 4.7.8*

| Jenis Pengunjung<br><i>Types of Visitors</i> | 2020                |                         |                        | 2021                |                         |                        |
|--|---------------------|-------------------------|------------------------|---------------------|-------------------------|------------------------|
|  | Pria<br><i>Male</i> | Wanita<br><i>Female</i> | Jumlah<br><i>Total</i> | Pria<br><i>Male</i> | Wanita<br><i>Female</i> | Jumlah<br><i>Total</i> |
| (1)  | (2)                 | (3)                     | (4)                    | (5)                 | (6)                     | (7)                    |
| Guru/Dosen                                   | 30                  | 109                     | 139                    | 23                  | 100                     | 123                    |
| Mahasiswa                                    | 52                  | 193                     | 245                    | 74                  | 374                     | 448                    |
| PNS  | 40                  | 124                     | 164                    | 79                  | 185                     | 264                    |
| TK   | 223                 | 236                     | 459                    | 271                 | 413                     | 684                    |
| SD   | 1 476               | 1 764                   | 3 240                  | 544                 | 944                     | 1 488                  |
| SMP  | 1 314               | 1 665                   | 2 979                  | 1 878               | 2 190                   | 4 068                  |
| SMA  | 1 020               | 1 872                   | 2 892                  | 146                 | 614                     | 760                    |
| TNI/POLRI                                    | 6                   | 5                       | 11                     | 5                   | -                       | 5                      |
| Umum   | 1 735               | 2 127                   | 3 862                  | 1 494               | 1 157                   | 2 651                  |
| <b>Jumlah/Total</b>                          | <b>5 896</b>        | <b>8 095</b>            | <b>13 991</b>          | <b>4 514</b>        | <b>5 977</b>            | <b>10 491</b>          |

Sumber/*Source*: Dinas Perpustakaan dan Kearsipan Kabupaten Tapin/*Library and Archives Services of Tapin Regency*



**Tabel**  
**Table** 4.7.9**Jumlah Anggota Perpustakaan Daerah Menurut Jenis Anggota dan Jenis Kelamin di Kabupaten Tapin, 2018-2021**  
**Number of Library Members by Types of Member and Gender in Tapin Regency, 2018-2021**

| Jenis Anggota<br>Types of Member | 2018         |                  |                 | 2019         |                  |                 |
|----------------------------------|--------------|------------------|-----------------|--------------|------------------|-----------------|
|                                  | Pria<br>Male | Wanita<br>Female | Jumlah<br>Total | Pria<br>Male | Wanita<br>Female | Jumlah<br>Total |
| (1)                              | (2)          | (3)              | (4)             | (5)          | (6)              | (7)             |
| TK                               | 119          | 212              | 331             | 150          | 278              | 428             |
| SD                               | 475          | 837              | 1 312           | 617          | 1 106            | 1723            |
| SMP                              | 90           | 393              | 483             | 136          | 491              | 627             |
| SMA                              | 120          | 332              | 452             | 155          | 426              | 581             |
| Mahasiswa                        | 89           | 209              | 298             | 114          | 288              | 402             |
| PNS                              | 52           | 129              | 181             | 81           | 165              | 246             |
| TNI/POLRI                        | 23           | 44               | 67              | 43           | 85               | 128             |
| Guru                             | 8            | 58               | 66              | 31           | 82               | 113             |
| Swasta                           | 85           | 129              | 214             | 126          | 216              | 342             |
| Umum                             | 8            | 164              | 172             | 28           | 211              | 239             |
| <b>Jumlah/Total</b>              | <b>1 069</b> | <b>2 507</b>     | <b>3 576</b>    | <b>1 481</b> | <b>3 348</b>     | <b>4 829</b>    |

Lanjutan Tabel/*Continued Table 4.7.9*

| Jenis Anggota<br><i>Types of Member</i> | 2020                |                         |                        | 2021                |                         |                        |
|---|---------------------|-------------------------|------------------------|---------------------|-------------------------|------------------------|
|   | Pria<br><i>Male</i> | Wanita<br><i>Female</i> | Jumlah<br><i>Total</i> | Pria<br><i>Male</i> | Wanita<br><i>Female</i> | Jumlah<br><i>Total</i> |
| (1)                                     | (2)                 | (3)                     | (4)                    | (5)                 | (6)                     | (7)                    |
| TK                                      | 170                 | 304                     | 474                    | 195                 | 351                     | 546                    |
| SD                                      | 635                 | 1 142                   | 1 777                  | 683                 | 1 251                   | 1 934                  |
| SMP                                     | 141                 | 502                     | 643                    | 149                 | 565                     | 714                    |
| SMA                                     | 165                 | 465                     | 630                    | 192                 | 657                     | 849                    |
| Mahasiswa                               | 121                 | 311                     | 432                    | 132                 | 397                     | 529                    |
| PNS                                     | 82                  | 169                     | 251                    | 98                  | 191                     | 289                    |
| TNI/POLRI                               | 45                  | 85                      | 130                    | 46                  | 85                      | 131                    |
| Guru                                    | 32                  | 88                      | 120                    | 37                  | 91                      | 128                    |
| Swasta                                  | 127                 | 220                     | 347                    | 128                 | 227                     | 355                    |
| Umum                                    | 30                  | 221                     | 251                    | 85                  | 327                     | 412                    |
| <b>Jumlah/Total</b>                     | <b>1 548</b>        | <b>3 507</b>            | <b>5 055</b>           | <b>1 745</b>        | <b>4 142</b>            | <b>5 887</b>           |

Sumber/*Source*: Dinas Perpustakaan dan Kearsipan Kabupaten Tapin/*Library and Archives Services of Tapin Regency*

**Tabel**  
**Table** 4.7.10

**Jumlah Buku yang Dipinjam di Perpustakaan Daerah  
Menurut Bulan dan Klasifikasi Buku di Kabupaten Tapin,  
2021**  
*Number of Books Borrowed from Library by Months and  
Classification of Book in Tapin Regency, 2021*

| Bulan<br>Month          | Klasifikasi Buku<br>Book Classification |     |     |
|-------------------------|---|-----|-----|
|                         | 000                                     | 100 | 200 |
| (1)                     | (2)                                     | (3) | (4) |
| 01. Januari/January     | 21                                      | 25  | 453 |
| 02. Pebruari/February   | 54                                      | 108 | 391 |
| 03. Maret/March         | 30                                      | 117 | 327 |
| 04. April/April         | 41                                      | 129 | 239 |
| 05. Mei/May             | 51                                      | 174 | 223 |
| 06. Juni/June           | 21                                      | 33  | 221 |
| 07. Juli/July           | 27                                      | 102 | 258 |
| 08. Agustus/August      | 189                                     | 196 | 707 |
| 09. September/September | 118                                     | 129 | 724 |
| 10. Oktober/October     | 108                                     | 197 | 782 |
| 11. Nopember/November   | 15                                      | 153 | 649 |
| 12. Desember/December   | 61                                      | 174 | 633 |

Lanjutan Tabel/*Continued Table* 4.7.10

| Bulan<br>Month                  | Klasifikasi Buku<br>Book Classification |     |     |
|---------------------------------|---|-----|-----|
|                                 | 300                                     | 400 | 500 |
| (1)                             | (2)                                     | (3) | (4) |
| 01. Januari/ <i>January</i>     | 192                                     | 123 | 166 |
| 02. Pebruari/ <i>February</i>   | 122                                     | 202 | 269 |
| 03. Maret/ <i>March</i>         | 103                                     | 84  | 142 |
| 04. April/ <i>April</i>         | 110                                     | 97  | 146 |
| 05. Mei/ <i>May</i>             | 148                                     | 92  | 114 |
| 06. Juni/ <i>June</i>           | 79                                      | 68  | 103 |
| 07. Juli/ <i>July</i>           | 159                                     | 19  | 88  |
| 08. Agustus/ <i>August</i>      | 274                                     | 153 | 354 |
| 09. September/ <i>September</i> | 329                                     | 168 | 387 |
| 10. Oktober/ <i>October</i>     | 340                                     | 129 | 355 |
| 11. Nopember/ <i>November</i>   | 361                                     | 172 | 372 |
| 12. Desember/ <i>December</i>   | 309                                     | 132 | 353 |

Lanjutan Tabel/Continued Table 4.7.10

| Bulan<br>Month          | Klasifikasi Buku<br>Book Classification |     |     |
|-------------------------|---|-----|-----|
|                         | 600                                     | 700 | 800 |
| (1)                     | (2)                                     | (3) | (4) |
| 01. Januari/January     | 339                                     | 139 | 494 |
| 02. Pebruari/February   | 502                                     | 102 | 286 |
| 03. Maret/March         | 412                                     | 168 | 295 |
| 04. April/April         | 333                                     | 192 | 289 |
| 05. Mei/May             | 238                                     | 109 | 242 |
| 06. Juni/June           | 228                                     | 121 | 308 |
| 07. Juli/July           | 131                                     | 156 | 302 |
| 08. Agustus/August      | 738                                     | 251 | 766 |
| 09. September/September | 793                                     | 237 | 772 |
| 10. Oktober/October     | 617                                     | 301 | 711 |
| 11. Nopember/November   | 602                                     | 331 | 729 |
| 12. Desember/December   | 623                                     | 306 | 619 |

Lanjutan Tabel/*Continued Table* 4.7.10

| Bulan<br><i>Month</i>           | Klasifikasi Buku<br><i>Book Classification</i> | Jumlah<br><i>Total</i> |
|---------------------------------|--|------------------------|
|                                 | 900  |                        |
| (1)                             | (2)  | (3)                    |
| 01. Januari/ <i>January</i>     | 121  | 2 073                  |
| 02. Pebruari/ <i>February</i>   | 12   | 2 048                  |
| 03. Maret/ <i>March</i>         | 98   | 1 776                  |
| 04. April/ <i>April</i>         | 89   | 1 665                  |
| 05. Mei/ <i>May</i>             | 92   | 1 483                  |
| 06. Juni/ <i>June</i>           | 45   | 1 227                  |
| 07. Juli/ <i>July</i>           | 37   | 1 279                  |
| 08. Agustus/ <i>August</i>      | 194  | 3 822                  |
| 09. September/ <i>September</i> | 185  | 3 842                  |
| 10. Oktober/ <i>October</i>     | 181  | 3 721                  |
| 11. Nopember/ <i>November</i>   | 175  | 3 559                  |
| 12. Desember/ <i>December</i>   | 81   | 3 291                  |

Sumber/*Source*: Dinas Perpustakaan dan Kearsipan Kabupaten Tapin/*Library and Archives Services of Tapin Regency*

**Tabel**  
**Table** 4.7.11**Jumlah Panti Asuhan dan Anak Asuh Menurut Kecamatan di Kabupaten Tapin, 2021**  
**Number of Orphanage and Orphans by Sub-District in Tapin Regency, 2021**

| Kecamatan<br>Subdistrict | Nama Panti Asuhan<br>Orphanage Name | Jumlah Anak<br>laki-Laki<br>Number of<br>Orphans Male | Jumlah Anak<br>Perempuan<br>Number of<br>Orphans Female | Jumlah<br>Total |
|--------------------------|-------------------------------------|---|---|-----------------|
| (1)                      | (2)                                 | (3)   | (4)   | (5)             |
| 010 Benuang              |                                     |   |   |                 |
|                          | Mirajul Ulum                        | ...   | ...   | ...             |
|                          | Budi Utomo                          | ...   | ...   | ...             |
|                          | Izzul Hasan                         | ...   | ...   | ...             |
| 011 Hatungun             |                                     |   |   |                 |
| 020 Tapin Selatan        |                                     |   |   |                 |
| 021 Salam Babaris        |                                     |   |   |                 |
| 030 Tapin Tengah         |                                     |   |   |                 |
| 040 Bungur               |                                     |   |   |                 |
| 050 Piani                |                                     |   |   |                 |
| 060 Lokpaikat            |                                     |   |   |                 |
| 070 Tapin Utara          |                                     |   |   |                 |
|                          | Budi Taqwa                          | ...   | ...   | ...             |
|                          | Budi Akhlakul Karimah               | ...   | ...   | ...             |
|                          | Siti Khadijah                       | ...   | ...   | ...             |
| 080 Bakarangan           |                                     |   |   |                 |
| 090 Candi Laras Selatan  |                                     |   |   |                 |
| 100 Candi Laras Utara    | Miftahussalam                       | ...   | ...   | ...             |
| <b>Tapin</b>             |                                     |   |   |                 |

Sumber/Source: Dinas Sosial Kabupaten Tapin/Department of Social of Tapin Regency

**Tabel**  
**Table** 4.7.12**Jumlah Organisasi Karang Taruna Menurut Kriteria serta Jumlah Anggotanya di Kabupaten Tapin, 2021**  
**Number of Neighborhood Youth Association by Its Criteria and Number of Members in Tapin Regency, 2021**

| Kecamatan<br>Subdistrict | Kriteria Karang Taruna<br>Criteria |                          |                  |                      | Jumlah<br>Total |
|--------------------------|------------------------------------|--------------------------|------------------|----------------------|-----------------|
|                          | Tumbuh<br>Growing                  | Berkembang<br>Developing | Maju<br>Advanced | Percontohan<br>Model |                 |
| (1)                      | (2)                                | (3)                      | (4)              | (5)                  | (6)             |
| 010 Binuang              | 11                                 | -                        | -                | -                    | 11              |
| 011 Hatungun             | 8                                  | -                        | -                | -                    | 8               |
| 020 Tapin Selatan        | 9                                  | 1                        | -                | -                    | 10              |
| 021 Salam Babaris        | 6                                  | -                        | -                | -                    | 6               |
| 030 Tapin Tengah         | 15                                 | 5                        | 1                | 1                    | 22              |
| 040 Bungur               | 10                                 | 2                        | -                | -                    | 12              |
| 050 Piani                | 7                                  | -                        | -                | -                    | 7               |
| 060 Lokpaikat            | 6                                  | 3                        | 2                | 2                    | 13              |
| 070 Tapin Utara          | 15                                 | 2                        | -                | -                    | 17              |
| 080 Bakarangan           | 6                                  | 2                        | 1                | -                    | 9               |
| 090 Candi Laras Selatan  | 7                                  | 5                        | -                | -                    | 12              |
| 100 Candi Laras Utara    | 13                                 | -                        | -                | -                    | 13              |
| <b>Tapin</b>             | <b>113</b>                         | <b>20</b>                | <b>4</b>         | <b>3</b>             | <b>140</b>      |

Sumber/Source: Dinas Sosial Kabupaten Tapin/Department of Social of Tapin Regency



**Tabel 4.7.13** Jumlah Organisasi Karang Taruna Menurut Jenis Kelamin dan Kecamatan di Kabupaten Tapin, 2021  
**Table** *Number of Neighborhood Youth Association by Gender and Sub District in Tapin Regency, 2021*

| Kecamatan<br>Subdistrict | Jenis Kelamin<br>Gender |                     | Jumlah<br>Total |
|--------------------------|-------------------------|---------------------|-----------------|
|                          | Laki-Laki<br>Male       | Perempuan<br>Female |                 |
| (1)                      | (2)                     | (3)                 | (4)             |
| 010 Binuang              | 194                     | 59                  | 253             |
| 011 Hatungun             | 112                     | 24                  | 136             |
| 020 Tapin Selatan        | 219                     | 84                  | 303             |
| 021 Salam Babaris        | 106                     | 30                  | 136             |
| 030 Tapin Tengah         | 401                     | 44                  | 445             |
| 040 Bungur               | 193                     | 46                  | 239             |
| 050 Piani                | 119                     | 21                  | 140             |
| 060 Lokpaikat            | 272                     | 89                  | 361             |
| 070 Tapin Utara          | 357                     | 81                  | 438             |
| 080 Bakarangan           | 193                     | 34                  | 227             |
| 090 Candi Laras Selatan  | 222                     | 39                  | 261             |
| 100 Candi Laras Utara    | 199                     | 48                  | 247             |
| <b>Tapin</b>             | <b>2 587</b>            | <b>599</b>          | <b>3 186</b>    |

Sumber/Source: Dinas Sosial Kabupaten Tapin/Department of Social of Tapin Regency

**Tabel**  
**Table** 4.7.14

**Jumlah Bencana Alam dan Korban serta Taksiran Kerugian  
di Kabupaten Tapin, 2021**  
*Number of Natural Disaster, Victims and Financial Loss  
Estimation in Tapin Regency, 2021*

| Kecamatan<br><i>Subdistrict</i> | Banyaknya<br>Kejadian<br><i>Number of<br/>Incident</i> | Korban<br><i>Victims</i>             |                |                          |
|---------------------------------|--|--------------------------------------|----------------|--------------------------|
|                                 |  | Kepala Keluarga<br><i>Households</i> | Jiwa<br>Person | Meninggal<br><i>Died</i> |
| (1)                             | (2)  | (3)                                  | (4)            | (5)                      |
| Kebakaran                       | 9 kali   | 19                                   | 41             | -                        |
| Banjir                          | 5 kali   | 1 005                                | 2 412          | -                        |
| Tanah Longsor                   | -  | -                                    | -              | -                        |
| Angin Puyuh                     | -  | -                                    | -              | -                        |
| <b>Jumlah/Total</b>             | <b>14</b>  | <b>1 024</b>                         | <b>2 453</b>   | <b>0</b>                 |

Sumber/Source: Dinas Sosial Kabupaten Tapin/Department of Social of Tapin Regency



# Bab

Chapter

# Pertanian

Agriculture

# 5

## PRODUKSI PERTANIAN

Jagung

8.024  
ton



Padi

423.598  
ton



karet

8.138,37  
ton



Cabai Merah

2.015,7  
ton



Tomat

487,23  
ton



Jeruk Siam

25.965,13  
ton



## JUMLAH TERNAK BESAR

3.883




Sapi  
Jantan

4.447



Sapi  
Betina

26



Kuda

5.064



Kambing



**PENJELASAN TEKNIS**

1. Data pokok tanaman pangan yang dikumpulkan adalah luas panen dan produktivitas (hasil per hektar). Produksi tanaman pangan merupakan hasil perkalian antara luas panen dengan produktivitas. Pengumpulan data luas panen dilakukan setiap bulan dengan pendekatan area kecamatan di seluruh wilayah Indonesia. Pengumpulan data produktivitas dilakukan melalui pengukuran langsung pada plot ubinan berukuran 2½ m x 2½ m. Pengumpulan data produktivitas dilakukan setiap subround (empat bulanan) pada waktu panen petani.
2. Data produksi padi dan palawija yang disajikan adalah dalam kualitas: gabah kering giling (padi), pipilan kering (jagung), biji kering (kedelai dan kacang tanah), dan umbi basah (ubi kayu dan ubi jalar).
3. Tanaman sayuran dan buah-buahan semusim  
Tanaman sayuran semusim adalah tanaman sumber vitamin, garam mineral dan lain-lain yang dikonsumsi dari bagian tanaman yang berupa daun, bunga, buah, dan umbinya, yang berumur kurang dari satu tahun.  
Tanaman buah-buahan semusim adalah tanaman sumber vitamin,

**TECHNICAL NOTES**

1. *The main food crops data collected consists of harvested area and productivity (yield per hectare). Food crops production is generated by harvested area multiplied by productivity. The harvested area data is collected every month using sub district area approach in all sub district in Indonesia. The productivity data collection is conducted by a direct measurement in 2½m x 2½m crop cutting plot. The productivity measurement is conducted in every subround (four monthly) at the time when farmers are harvesting their crops.*
2. *Production of paddy and secondary crops data are presented in the form of: dry unhusked rice (paddy), dry loose maize (maize), dry shells crops (soybeans and peanuts), and fresh roots (cassava and sweet potatoes).*
3. *Seasonal vegetable and fruit plants Seasonal vegetable plants are plants which are the sources of vitamin, mineral salt, etc, consumed from the part of the plant in the form of leaf, flower, fruit, and root with the age of less than one year. Seasonal fruit plants are plants which are the sources of vitamin, mineral salt, etc, consumed from the part of the plant in the form of fruits. These plants are creeps with the age of less than one year.*

garam mineral, dan lain-lain yang dikonsumsi dari bagian tanaman yang berupa buah, berumur kurang dari satu tahun, tidak berbentuk pohon/rumpun tetapi menjalar dan berbatang lunak.

4. Tanaman buah-buahan dan sayuran tahunan

Tanaman buah-buahan tahunan adalah tanaman sumber vitamin, garam mineral, dan lain-lain yang dikonsumsi dari bagian tanaman yang berupa buah dan merupakan tanaman tahunan.

Tanaman sayuran tahunan adalah tanaman sumber vitamin, garam mineral, dan lain-lain yang dikonsumsi dari bagian tanaman yang berupa daun dan atau buah yang berumur lebih dari satu tahun.

5. Tanaman biofarmaka adalah tanaman yang bermanfaat untuk obat-obatan, kosmetik, dan kesehatan yang dikonsumsi atau digunakan dari bagian-bagian tanaman seperti daun, batang, buah, umbi (rimpang) ataupun akar.

6. Tanaman hias adalah tanaman yang mempunyai nilai keindahan baik bentuk, warna daun, tajuk maupun bunganya, sering digunakan untuk penghias pekarangan dan lain sebagainya.

4. *Annual fruit and vegetable plants*

*Annual fruit plants are plants which are the sources of vitamin, contained mineral salt, etc, consumed from the part of plant in the form of fruit and more than one year of age.*

*Annual vegetable plants are plants which are the sources of vitamin, contained mineral salt, etc, consumed from the part of the plant in the form of vegetable and more than one year of age.*

5. *Medicinal plants are plants which are useful for medicine. It is consumed from part of the plant such as leaf, flower, fruit, tuber, and root.*

6. *Ornamental plants are plants which have a beauty value, either in shape, colour of leaf or crown of flower, and they are often used as a yard decorator.*

7. *Harvested area of horticulture is area which vegetable, fruit, medicinal and ornamental plant of crop harvested during the period of report.*

8. *Harvested area of vegetables is area of entirely plant harvested/ demolished and plant harvested several times/undemolished. Entirely plants harvested/ demolished are plants usually*

7. Luas panen tanaman hortikultura adalah luas tanaman sayuran, buah-buahan, biofarmaka, dan tanaman hias yang diambil hasilnya/dipanen pada periode pelaporan.
 

*harvested once and demolished to be substituted by other plants, consisting of: shallots, garlic, leeks, potato, cabbage, cauli flower, mustard green, carrots, chinese radish, and red kidney beans.*

*Plants harvested several times/ undemolished are plants usually harvested more than once and demolished in the case that the last harvest was economically not profitable. They consist of: yard long beans, chili, small chili, mushroom, tomatoes, eggplant, beans, cucumber, pumpkin/ chajota, swamp cabbage, spinach, melon, watermelon, and blewah.*
8. Luas panen untuk tanaman sayuran adalah luas tanaman yang dipanen sekaligus/habis/ dibongkar dan luas tanaman yang dipanen berkali-kali (lebih dari satu kali)/belum habis. Tanaman yang dipanen sekaligus/ habis/dibongkar adalah tanaman yang sehabis panen langsung dibongkar/dicabut, terdiri dari bawang merah, bawang putih, bawang daun, kentang, kol/kubis, kembang kol, petsai/sawi, wortel, lobak, dan kacang merah. Tanaman yang dipanen berkali-kali (lebih dari satu kali)/belum habis adalah tanaman yang pemanenannya lebih dari satu kali dan biasanya dibongkar apabila panen terakhir sudah tidak memadai lagi, terdiri dari: kacang panjang, cabe besar, cabe rawit, jamur, tomat, terung, buncis, ketimun, labu siam, kangkung, bayam, melon, semangka, dan blewah.
 

9. *Horticulture production is the standard production quantity form of vegetable, fruit, medicinal and ornamental plant based on harvested area/the number of production plants reported monthly/quarterly.*
9. Produksi hortikultura adalah hasil menurut bentuk produk dari setiap tanaman sayuran, buah-buahan, biofarmaka dan tanaman hias yang diambil berdasarkan luas yang dipanen/tanaman
 

10. *Data on estates are collected by the BPS every month on complete basis through a mailing system. Data on coconut, clove, and kapok, as well as on smallholder plantation, are acquired from the Directorate General of Estates.*

11. *Planted areas of estates refer to condition at the end of the year, and exCandi Laras Utarade areas less than 5 hectares.*

12. *Production of estates crops are*



yang menghasilkan pada bulan/triwulan laporan.

10. Data perkebunan besar dikumpulkan oleh BPS setiap bulan secara lengkap (sensus bulanan) dengan sistem surat pos. Khusus untuk tanaman kelapa, cengkeh, dan kapok, datanya diperoleh dari Direktorat Jenderal Perkebunan. Data perkebunan rakyat juga diperoleh dari Direktorat Jenderal Perkebunan.
11. Penghitungan luas tanaman perkebunan besar adalah pada keadaan akhir tahun dan tidak termasuk yang luasnya kurang dari 5 hektar.
12. Bentuk produksi perkebunan adalah; karet kering (karet), daun kering (teh dan tembakau), biji kering (kopi dan coklat), kulit kering (kayu manis dan kina), serat kering (rami), bunga kering (cengkeh), refined sugar (tebu dari perkebunan besar), gula mangkok (tebu dari perkebunan rakyat), ekivalen kopra (kopra), biji dan bunga (pala) serta minyak daun (sereh).
13. Persediaan akhir tahun produksi perkebunan besar bukan merupakan cadangan penyangga (buffer stock).
14. Data Statistik Kehutanan sebagian besar merupakan data

*follows: dry rubber (rubber); dry leaves (tea and tobacco); dry beans (coffee and cocoa); dry bark (cassia vera and cinchona); dry fibre (rosella); dry flowers/buds (cloves); refined sugar (sugar cane from estate); cup sugar (sugar cane from smallholders); copra (copra); seeds and buds (nutmeg); and leaf oil (citronella).*

13. *The production availability of estates at the end of year is not the buffer stock.*
14. *Most of forestry statistics are secondary data obtained from the Ministry of Forestry.*
15. *Forest Area is a specific territory of forest ecosystem determined and or decided by the government as a permanent forest. Such decision is important to maintain the size of forest area and to ensure its legitimation and boundary demarcation of permanent forest.*
16. *Indonesian forest area is determined by the Minister of Forestry in the format of Ministerial Decree on the Designation of Provincial Forest Area and Inland Water, Coastal and Marine Ecosystem. The designation of Forest Area is formulated based on integrated and harmonized of Provincial Spatial Planning (RTRWP) and Forest Land Use by Concensus (TGHK).*

sekunder yang bersumber dari Kementerian Kehutanan.

15. Kawasan hutan adalah wilayah tertentu yang berupa hutan, yang ditunjuk dan atau ditetapkan oleh pemerintah untuk dipertahankan keberadaannya sebagai hutan tetap. Hal ini untuk menjamin kepastian hukum mengenai status kawasan hutan, letak batas dan luas suatu wilayah tertentu yang sudah ditunjuk menjadi kawasan hutan tetap.
16. Kawasan hutan Indonesia ditetapkan oleh Menteri Kehutanan dalam bentuk Surat Keputusan Menteri Kehutanan tentang Penunjukan Kawasan Hutan dan Perairan Provinsi. Penunjukan Kawasan Hutan ini disusun berdasarkan hasil pemaduserasian antara Rencana Tata Ruang Wilayah Provinsi (RTRWP) dengan Tata Guna Hutan Kesepakatan (TGHK).
17. Penunjukan kawasan hutan mencakup pula kawasan perairan yang menjadi bagian dari Kawasan Suaka Alam (KSA) dan Kawasan Pelestarian Alam (KPA).
18. Kawasan Suaka Alam (KSA) adalah kawasan dengan ciri khas tertentu, baik di darat maupun di perairan yang mempunyai fungsi pokok sebagai kawasan pengawetan keanekaragaman tumbuhan dan
17. *The designation of forest area in some cases also cover inland water, coastal and marine ecosystem that may become part of Sanctuary Reserve Area (KSA) and Nature Conservation Area (KPA).*
18. *A Sanctuary Reserve Area is a specific terrestrial or aquatic area having specific criteria for preserving biodiversity plant and animal as well as ecosystem, which also serve as life support system.*
19. *A Nature Conservation area is a specific terrestrial or aquatic area whose main function is to serve life support system and preserve diversity of plant and animal species, as well as to provide a sustainable utilization of living resources and their ecosystems.*
20. *In accordance to the Act on Forestry No. 41/1999, forest area is categorized as Conservation Forest, Protection Forest and Production Forest.*
21. *Conservation Forest is a forest area having specific characteristic established for the purposes of conservation of animal and plant species as well as their ecosystem.*
22. *Protection Forest is a forest area designated to serve life support system, maintain hydrological system, prevent of flood, erosion control, seawater intrusion, and*

- satwa serta ekosistemnya, yang juga berfungsi sebagai wilayah sistem penyangga kehidupan.
19. Kawasan Pelestarian Alam (KPA) adalah kawasan dengan ciri khas tertentu, baik di darat maupun di perairan yang mempunyai fungsi pokok perlindungan sistem penyangga kehidupan, pengawetan keanekaragaman jenis tumbuhan dan satwa, serta pemanfaatan secara lestari sumber daya alam hayati dan ekosistemnya.
  20. Berdasarkan Undang-Undang No. 41 Tahun 1999 tentang Kehutanan, kawasan hutan dibagi ke dalam kelompok Hutan Konservasi, Hutan Lindung, dan Hutan Produksi.
  21. Hutan Konservasi adalah kawasan hutan dengan ciri khas tertentu, yang mempunyai fungsi pokok pengawetan keanekaragaman tumbuhan dan satwa serta ekosistemnya.
  22. Hutan Lindung adalah kawasan hutan yang mempunyai fungsi pokok sebagai perlindungan sistem penyangga kehidupan untuk mengatur tata air, mencegah banjir, mengendalikan erosi, mencegah intrusi air laut, dan memelihara kesuburan tanah.
  23. Hutan Produksi adalah kawasan *maintain soil fertility.*
  23. *Production Forest is a forest area designated mainly to promote sustainable forest production. Production forest is classified as permanent production forest, limited production forest, and convertible production forest.*
  24. *Conservation Forest is divided into: Sanctuary Reserve area consists of Strict Nature Reserve and Wildlife Sanctuary. Nature conservation area consists of National Park (TN), Grand Forest Park (THR), and Nature Recreation Park (TWA); Game Hunting Park (TB) Game Hunting Park is forest area devoted for game hunting recreation.*
  25. *Critical land refers to a piece of land severely damaged due to lost of its vegetation cover so that its functions as water retention, erosion control, nutrient cycling, micro climate regulator and carbon retention are completely depleted. Based upon its vegetation condition, the land could be classified as: very critical, critical, slight critical, potential critical, and normal condition.*
  26. *Reforestation or forest rehabilitation is intended to rehabilitate the critical land inside forest area or watershed to improve*

hutan yang mempunyai fungsi pokok memproduksi hasil hutan. Hutan produksi terdiri dari Hutan Produksi Tetap (HP), Hutan Produksi Terbatas (HPT), dan Hutan Produksi yang dapat dikonversi.

24. Hutan Konservasi terdiri dari: Kawasan suaka alam berupa Cagar Alam (CA) dan Suaka Margasatwa (SM); Kawasan pelestarian alam berupa Taman Nasional (TN), Taman Hutan Raya (THR), dan Taman Wisata Alam (TWA); Taman Buru (TB). Taman Buru adalah kawasan hutan yang ditetapkan sebagai tempat wisata berburu.
25. Penetapan lahan kritis mengacu pada lahan yang telah sangat rusak karena kehilangan penutupan vegetasinya, sehingga kehilangan atau berkurang fungsinya sebagai penahan air, pengendali erosi, siklus hara, pengatur iklim mikro, dan retensi karbon. Berdasarkan kondisi vegetasinya, kondisi lahan dapat diklasifikasikan sebagai: sangat kritis, kritis, agak kritis, potensial kritis, dan kondisi normal.
26. Reboisasi atau rehabilitasi hutan bertujuan untuk menghidupkan kembali kawasan hutan yang kritis di wilayah daerah aliran sungai (DAS) yang dilaksanakan bersama

*their ecological and hydrological functions. The activities were conducted with active participation of local communities who live nearby the target area.*

27. *Commercial utilization of timber as forest product is activities to utilize timber without destructing the environment and undermining the main functions of the forest area. Those activities could only be executed in forest area with high commercial timber value with license.*
28. *The license to commercially utilize timber in natural forest is license to utilize production forest for which the activities consist of harvesting or felling, planting, tending, protecting, processing, and marketing. The license could be granted to individuals, cooperatives, private companies, state-owned enterprises/local government-owned enterprises.*
29. *The main product of commercial forest operation is log. The log is harvested from various sources such as natural forest granted to concessionaires (IUPHHK/HPH), land clearing activities (IPK), industrial forest plantation (HTI) and community forest.*
30. *Sawn Timber Constitutes a sawmill product derived from logs as raw material. The product is*

masyarakat secara partisipatif.

27. Pemanfaatan hasil hutan kayu adalah segala bentuk usaha yang memanfaatkan dan mengusahakan hasil hutan kayu dengan tidak merusak lingkungan dan tidak mengurangi fungsi pokok hutan. Kegiatan ini hanya dapat dilaksanakan pada areal hutan yang memiliki potensi untuk dilakukan kegiatan pemanfaatan hasil hutan kayu dan dapat dilaksanakan setelah diperoleh izin usaha.
28. Izin Usaha Pemanfaatan Hasil Hutan Kayu (IUPHHK) pada hutan alam adalah izin untuk memanfaatkan hutan produksi yang kegiatannya terdiri dari pemanenan atau penebangan, penanaman, pemeliharaan, pengamanan, pengolahan, dan pemasaran hasil hutan kayu. IUPHHK dapat diberikan kepada perorangan, koperasi, badan usaha swasta, dan BUMN/BUMD.
29. Produksi hasil hutan utama yang dihasilkan dari hutan adalah kayu bulat. Produksi kayu bulat ini dihasilkan dari hutan alam melalui kegiatan perusahaan Hak Pengusahaan Hutan (HPH/IUPHHK), kegiatan ijin pemanfaatan kayu (IPK) dalam rangka pembukaan wilayah hutan, pembangunan Hutan Tanaman Industri (HTI), serta

*characterized with regular forms having parallel sides at right angle to each other, thickness not more than 6 cm and moisture content not to exceed 18 percent. Sawm timber produced directly from logs must be certified by a legal document.*

31. *Plywood is wood panel consisting of layers pressed together in between veneers; the core may be veneer or some other material, bound together with glue and pressed tightly together to make a strong panel. InCandi Laras Utaraded to this definition is plywood covered with other materials.*
32. *Data of domestic livestock population are obtain from the Directorate General of Livestock and Animal Health Service, while data on the number of animals slaughtered are based on the quarterly survey conducted by BPS. This survey is a complete enumeration on all slaughterhouses and abattoirs in Indonesia. There are 4.033 covered in 2013.*
33. *Fishery Statistics are secondary data obtained from the Directorate General of Capture Fisheries and Directorate General of Aquaculture. Fishery statistics are categorized into capture fisheries and aquaculture. Capture fisheries are further classified into marine capture fisheries and inland open water capture fisheries.*

kegiatan hutan rakyat.

30. Kayu Gergajian merupakan kayu hasil konversi kayu bulat dengan menggunakan mesin gergaji, mempunyai bentuk yang teratur dengan sisi-sisi sejajar dan sudut-sudutnya siku dengan ketebalan tidak lebih dari 6 cm dan kadar air tidak lebih dari 18 persen. Kayu gergajian yang diolah langsung dari kayu bulat, wajib didukung dengan dokumen yang sah.
31. Kayu Lapis adalah panel kayu yang tersusun dari lapisan veneer dibagian luarnya, sedangkan dibagian intinya (core) bisa berupa veneer atau material lain, diikat dengan lem kemudian di-press (ditekan) sedemikian rupa sehingga menjadi panel yang kuat. Termasuk dalam artian ini adalah kayu lapis yang dilapisi lagi dengan material lain.
32. Data populasi ternak bersumber dari Direktorat Jenderal Peternakan dan Kesehatan Hewan Kementerian Pertanian, sedangkan jumlah pemotongan ternak merupakan hasil Survei Laporan Pemotongan Ternak. Pengumpulan data pemotongan ternak dilakukan secara lengkap setiap triwulan di seluruh Rumah Potong Hewan (RPH) dan Tempat Pemotongan Hewan (TPH) yang ada di Indonesia. Pada tahun

*Aquaculture are further classified into several types of culture: marine culture, brackish water pond, fresh water pond, cage, floating net, and fish breeding in paddy fields.*

34. *A capture fishery household is a household conducting activities in catching fishes/other aquatic animals/aquatic plants, for which the products are wholly or partly to be sold.*
35. *An aquaculture fishery household is a household conducting activities in culturing fishes/other aquatic animals/aquatic plants, for which the products are wholly or partly to be sold. different types of parameters.*

2013 jumlah Dokumen RPH/TPH hasil pencacahan yang diolah sebanyak 4.033.

33. Data statistik perikanan merupakan data sekunder yang bersumber dari Direktorat Jenderal Perikanan Tangkap dan Direktorat Jenderal Budidaya. Statistik perikanan dibedakan atas data Perikanan Tangkap dan Perikanan Budidaya. Perikanan Tangkap diklasifikasikan atas penangkapan ikan di laut dan penangkapan ikan di perairan umum. Perikanan Budidaya diklasifikasikan atas jenis budidaya yaitu budidaya laut, tambak, kolam, karamba, jaring apung, dan sawah.
34. Rumah Tangga Perikanan Tangkap adalah rumah tangga yang melakukan kegiatan penangkapan ikan/binatang air lainnya/tanaman air dengan tujuan sebagian/seluruh hasilnya untuk dijual.
35. Rumah Tangga Perikanan Budidaya adalah rumah tangga yang melakukan kegiatan budidaya ikan/binatang air lainnya/tanaman air dengan tujuan sebagian/seluruh hasilnya untuk dijual.

**ULASAN**

Kabupaten Tapin sebagai salah satu kabupaten penyangga tanaman pangan (khususnya padi). Pada tahun 2021 mampu menghasilkan padi sawah sebanyak 410.374 ton dan padi ladang 13.324 ton. Lumbung padi sawah di Kabupaten Tapin berada di Kecamatan Tapin Tengah, yakni mampu memproduksi sebanyak 96.645 ton. Adapun padi ladang, kebanyakan dihasilkan di Kecamatan piani, yakni mencapai 6.940 ton.

Bawang merah adalah salah satu jenis tanaman sayuran yang paling sering dikonsumsi masyarakat. Kebanyakan bawang merah didatangkan dari pulau Jawa. Beberapa kecamatan di Kabupaten Tapin sudah mulai menanam bawang merah ini. Walaupun jika dibanding tahun 2020, luas panen 2021 makin berkurang yakni hanya 6.5 Ha dengan produksi 40.5 ton. Luas panen Cabai rawit di Kabupaten Tapin pada 2021 meningkat dibanding 2020, yakni menjadi 479.3 Ha. Produksi juga meningkat menjadi 2.015,7 ton

Untuk tanaman buah-buahan di Kabupaten Tapin tahun 2021 didominasi oleh produksi jeruk siam (keprok) dengan produksi mencapai 25.965,13 ton, disusul produksi buah pisang yang mencapai 7.420,14 ton dan mangga 2.133,54 kwintal.

Populasi ternak sapi di Kabupaten Tapin tahun 2021 mencapai 8.330

**DESCRIPTION**

*apin Regency as one of the supporting districts of food crops (especially rice). In 2021, it could produce 410.374 tons of paddy rice and 13.324 tons of field rice. Paddy rice barns in Tapin Regency are in Tapin Tengah District, which is capable of producing 96.645 tons. As for field rice, most of it produced in Piani District, reaches 6.940 tons.*

*Shallot is one type of vegetable that is often consumed by public. Most shallots are imported from Java. Some sub-districts in Tapin Regency have started to plant it. But, if compared to 2020, harvested area of 2021 decrease, which is only 6.5 hectares with a production of 40.5 tons. The cheyenne pepper harvest area in Tapin Regency in 2021 also increased slightly compared to 2020, which became 479.3 Ha. Production also has inclined to 2.015,7 tons*

*Fruit crops of Tapin Regency in 2020 was dominated by the production of tangerines with production reaching 25.965,13 tons, followed by production of bananas which reached 7.420,12 tons and production of mangoes by 2.133,5 4 tons.*

*Tapin cattle population in 2021 based on existing data reaching 8.330 tails mostly located in three districts namely Hatungun 2.125 tails, Tapin Tengah 1.427 tails, and Salam Babaris 1.388 tails ,while the rest scattered in other Sub-districts.*



ekor yang sebagian besar berada di 3 kecamatan yaitu Hatungun 2.125 ekor, Tapin Tengah 1.427 ekor dan Salam babaris 1.388 ekor, sisanya tersebar di kecamatan lain.

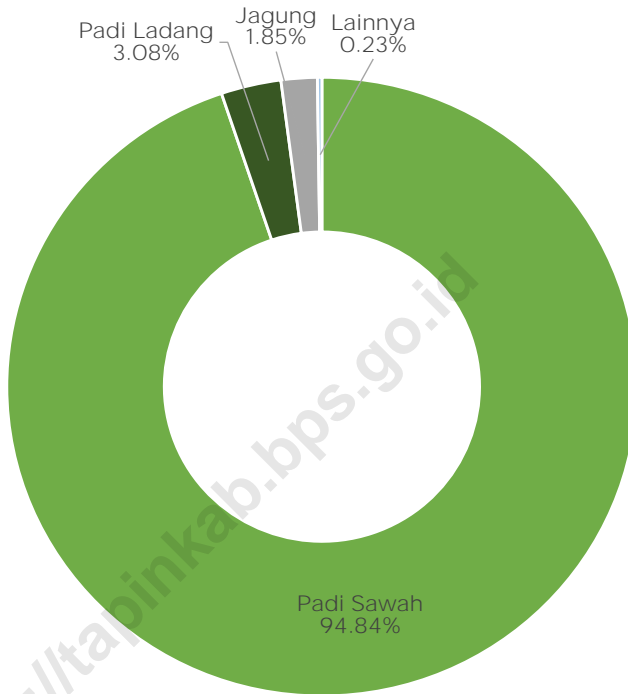
*The production of fishery in Tapin Regency in 2020 reached 4.041,5 tons which the highest production was obtained by the river of 2.165,51 tons*

Produksi perikanan di Kabupaten Tapin tahun 2021 mencapai 4.041,5 ton dimana produksi terbanyak diperoleh dari sungai sebesar 2.165,51 ton.

<https://tapinkab.bps.go.id>

**Gambar** 5.1  
**Figures**

**Produksi Palawija di Kabupaten Tapin (%), 2021**  
**Production of Food Crops in Tapin Regency (%), 2021**



Sumber/Source: Dinas Pertanian Kabupaten Tapin/ Agriculture Service of Tapin Regency

**5.1 TANAMAN PANGAN  
FOOD CROPS**

**Tabel 5.1.1 Luas Panen, Produksi, dan Produktivitas Padi Menurut Kecamatan di Kabupaten Tapin, 2021**  
*Harvested Area, Production, and Productivity of Paddy by Sub District in Tapin Regency, 2021*

| Kecamatan<br>Subdistrict | Padi Sawah   |  |   | Padi Ladang  |  |   |
|--------------------------|--|--|---|--|--|---|
|                          | Luas Panen<br>(ha)<br><i>Harvested<br/>Area (ha)</i> | Produksi<br>(ton)<br><i>Production<br/>(ton)</i> | Produktivitas<br>(ton/ha)<br><i>Productivity<br/>(ton/ha)</i> | Luas Panen<br>(ha)<br><i>Harvested<br/>Area (ha)</i> | Produksi<br>(ton)<br><i>Production<br/>(ton)</i> | Produktivitas<br>(ton/ha)<br><i>Productivity<br/>(ton/ha)</i> |
| (1)                      | (2)  | (3)  | (4)   | (5)  | (6)  | (7)   |
| 010 Benuang              | 4 563  | 23 077   | 50.57   | 367  | 1 568  | 42.72   |
| 011 Hatungun             | 748  | 3 020  | 40.37   | 790  | 3 161  | 40.01   |
| 020 Tapin Selatan        | 14 502   | 74 985   | 51.71   | -  | -  | -   |
| 021 Salam Babaris        | 116  | 543  | 46.81   | 35   | 146  | 41.71   |
| 030 Tapin Tengah         | 17 885   | 96 645   | 54.04   | -  | -  | -   |
| 040 Bungur               | 2 644  | 16 495   | 62.39   | 357  | 1 509  | 42.27   |
| 050 Piani                | 20   | 102  | 51.00   | 1 824  | 6 940  | 38.05   |
| 060 Lokpaikat            | 2 515  | 12 497   | 49.69   | -  | -  | -   |
| 070 Tapin Utara          | 3 926  | 19 073   | 48.58   | -  | -  | -   |
| 080 Bakarangan           | 6 747  | 34 570   | 51.24   | -  | -  | -   |
| 090 Candi Laras Selatan  | 11 979   | 62 158   | 51.89   | -  | -  | -   |
| 100 Candi Laras Utara    | 15 175   | 67 109   | 44.22   | -  | -  | -   |
| <b>Tapin</b>             | <b>80 820</b>  | <b>410 274</b>                                   | <b>50.76</b>  | <b>3 373</b>   | <b>13 324</b>                                    | <b>39.50</b>  |

Sumber/Source: Dinas Pertanian Kabupaten Tapin/ Agriculture Service of Tapin Regency

**Tabel**  
**Table** 5.1.2**Produksi Palawija Menurut Kecamatan (ton) di Kabupaten Tapin, 2021**  
*Production of Second Crops by Sub District (ton) in Tapin Regency, 2021*

| Kecamatan<br>Subdistrict | Jagung<br>Maize | Kedelai<br>Soy Beans | Kacang Tanah<br>Peanuts |
|--------------------------|-----------------|----------------------|-------------------------|
| (1)                      | (2)             | (3)                  | (4)                     |
| 010 Binuang              | 627             | -                    | 11                      |
| 011 Hatungun             | 2 812           | -                    | 6                       |
| 020 Tapin Selatan        | 2 509           | -                    | -                       |
| 021 Salam Babaris        | 396             | -                    | -                       |
| 030 Tapin Tengah         | -               | -                    | -                       |
| 040 Bungur               | 894             | -                    | -                       |
| 050 Piani                | 520             | -                    | 24                      |
| 060 Lokpaikat            | 34              | -                    | 2                       |
| 070 Tapin Utara          | -               | -                    | -                       |
| 080 Bakarangan           | 232             | -                    | 6                       |
| 090 Candi Laras Selatan  | -               | -                    | -                       |
| 100 Candi Laras Utara    | -               | -                    | -                       |
| <b>Tapin</b>             | <b>8 024</b>    | <b>0</b>             | <b>49</b>               |

Lanjutan Tabel/Continued Table 5.1.2

| Kecamatan<br>Subdistrict | Kacang Hijau<br>Green Peas | Ubi Kayu<br>Cassava | Ubi Jalar<br>Sweet Potatoes |
|--------------------------|----------------------------|---------------------|-----------------------------|
| (1)                      | (5)                        | (6)                 | (7)                         |
| 010 Binuang              | -                          | 240                 | 136                         |
| 011 Hatungun             | 7                          | 80                  | 19                          |
| 020 Tapin Selatan        | -                          | -                   | -                           |
| 021 Salam Babaris        | 1                          | 49                  | 10                          |
| 030 Tapin Tengah         | -                          | 62                  | -                           |
| 040 Bungur               | -                          | 23                  | -                           |
| 050 Piani                | -                          | -                   | -                           |
| 060 Lokpaikat            | -                          | -                   | -                           |
| 070 Tapin Utara          | -                          | 100                 | -                           |
| 080 Bakarangan           | -                          | 122                 | -                           |
| 090 Candi Laras Selatan  | -                          | 85                  | -                           |
| 100 Candi Laras Utara    | -                          | -                   | -                           |
| <b>Tapin</b>             | <b>8</b>                   | <b>761</b>          | <b>165</b>                  |

Sumber/Source: Dinas Pertanian Kabupaten Tapin/ Agriculture Service of Tapin Regency

**Tabel 5.1.3 Luas Sawah Menurut Jenis Penggunaannya, 2021**  
**Table The Area Wetland by Kind of Land Use, 2021**

| Jenis Penggunaan<br><i>Kind of Land Use</i> | Ditanami Padi                                      |  |   | Tidak Ditanami Padi      |                            | Luas total lahan sawah (Ha) |
|---|--|--|---|--------------------------|----------------------------|-----------------------------|
|   | Luas lahan yang ditanami/diusahakan satu kali (Ha) | Luas lahan yang ditanam/diusahakan dua kali (Ha) | Luas lahan yang ditanami/diusahakan lebih dari tiga kali (Ha) | Ditanami tanaman lainnya | Luas tidak ditanami apapun |                             |
| (1)   | (2)  | (3)  | (4)   | (5)                      | (6)                        | (7)                         |
| 01. Irigasi                                 | 1 072  | 3 103  | 5   | -                        | -                          | 4 180                       |
| 03. Tadah Hujan                             | 17 025   | 9 203  | -   | -                        | 10                         | 26 238                      |
| 04. Rawa Pasang Surut                       | 15 266   | 1 999  | -   | -                        | -                          | 17 265                      |
| 04. Rawa Lebak                              | 16 486   | 799  | -   | 1 767                    | -                          | 19 047                      |
| <b>Jumlah</b>                               | <b>49 849</b>                                      | <b>15 099</b>                                    | <b>5</b>  | <b>1 767</b>             | <b>10</b>                  | <b>66 730</b>               |

Sumber/Source: Dinas Pertanian Kabupaten Tapin/ Agriculture Service of Tapin Regency

**Tabel** 5.1.4 **Luas Tanah Kering Menurut Jenis Penggunaannya, 2021**  
**The Area of Dry Land by Kind of Land Use, 2021**

| <i>Jenis Penggunaan</i><br><i>Kind of Land Use</i>                       | <i>Luas (Ha)</i><br><i>Area</i> |
|--|---------------------------------|
| (1)  | (2)                             |
| 01.Tegal/Kebun<br>Bareland/Garden  | 8 009                           |
| 02.Ladang/Huma<br>Shifting Cultivation                                   | 6 333                           |
| 03.Perkebunan<br>Estates   | 29 526                          |
| 04.Ditanami Pohon/Hutan Rakyat   | 2 887                           |
| 05.Padang Penggembalaan/Padang Rumput<br>Steppe Pasture                  | 2 161                           |
| 06.Hutan Negara  | -                               |
| 07.Sementara tidak diusahakan  | 3 940                           |
| 08.Lainnya (tambak, kolam, empang, hutan Negara, dll)                    | 1 118                           |
| 09.Lahan Bukan Pertanian (Jalan, Pemukiman, Perkantoran,<br>Sungai, dll) | 90 241                          |
| <b>Jumlah/Total</b>  | <b>144 215</b>                  |

Sumber/Source: Dinas Pertanian Kabupaten Tapin/ Agriculture Service of Tapin Regency

## 5.2 HORTIKULTURA

### HORTICULTURE

**Tabel 5.2.1** Luas Panen Tanaman Sayuran Menurut Kecamatan dan Jenis Tanaman (ha) di Kabupaten Tapin, 2020 dan 2021  
**Table 5.2.1** *Harvested Area of Vegetables by Subdistrict and Kind of Plant (ha) in Tapin Regency, 2020 and 2021*

| Kecamatan<br>Subdistrict | Bawang Merah<br>Shallot |            | Cabai Besar<br>Big Chili |             |
|--------------------------|-------------------------|------------|--------------------------|-------------|
|                          | 2020                    | 2021*      | 2020                     | 2021*       |
| (1)                      | (2)                     | (3)        | (4)                      | (5)         |
| 010 Benuang              | 2                       | 4          | 26                       | 39          |
| 011 Hatungun             | 9                       | -          | 10                       | 11          |
| 020 Tapin Selatan        | 1                       | -          | 3                        | 2           |
| 021 Salam Babaris        | 3                       | -          | -                        | 4           |
| 030 Tapin Tengah         | -                       | -          | -                        | -           |
| 040 Bungur               | 10                      | 2.5        | -                        | 5           |
| 050 Piani                | -                       | -          | -                        | -           |
| 060 Lokpaikat            | -                       | -          | 14                       | 17.2        |
| 070 Tapin Utara          | -                       | -          | 4                        | 3           |
| 080 Bakarangan           | -                       | -          | 4                        | -           |
| 090 Candi Laras Selatan  | -                       | -          | -                        | -           |
| 100 Candi Laras Utara    | -                       | -          | -                        | -           |
| <b>Tapin</b>             | <b>25</b>               | <b>6.5</b> | <b>61</b>                | <b>81.2</b> |



Lanjutan Tabel/Continued Table 5.2.1

| Kecamatan<br>Subdistrict | Cabai Rawit/<br>Chili/Cayenne Pepper |              | Kentang<br>Potato |       |
|--------------------------|--------------------------------------|--------------|-------------------|-------|
|                          | 2020                                 | 2021*        | 2020              | 2021* |
| (1)                      | (6)                                  | (7)          | (8)               | (9)   |
| 010 Binuang              | 21                                   | 24           | -                 | -     |
| 011 Hatungun             | 12                                   | 20           | -                 | -     |
| 020 Tapin Selatan        | 2                                    | 5            | -                 | -     |
| 021 Salam Babaris        | 6                                    | 4            | -                 | -     |
| 030 Tapin Tengah         | 135                                  | 135          | -                 | -     |
| 040 Bungur               | 7                                    | 7            | -                 | -     |
| 050 Piani                | 180                                  | 191          | -                 | -     |
| 060 Lokpaikat            | 9                                    | 5.3          | -                 | -     |
| 070 Tapin Utara          | 14                                   | 12           | -                 | -     |
| 080 Bakarangan           | 17                                   | 24           | -                 | -     |
| 090 Candi Laras Selatan  | 49                                   | 51           | -                 | -     |
| 100 Candi Laras Utara    | 2                                    | 1            | -                 | -     |
| <b>Tapin</b>             | <b>454</b>                           | <b>479.3</b> | -                 | -     |

Lanjutan Tabel/*Continued Table 5.2.1*

| Kecamatan<br>Subdistrict | Kubis<br>Cabbage |       | Tomat/<br>Tomato |             | Terung<br>Eggplant |             |
|--------------------------|------------------|-------|------------------|-------------|--------------------|-------------|
|                          | 2020             | 2021* | 2020             | 2021*       | 2020               | 2021*       |
| (1)                      | (10)             | (11)  | (12)             | (13)        | (14)               | (15)        |
| 010 Binuang              | -                | -     | 15               | 23          | 16                 | 23          |
| 011 Hatungun             | -                | -     | 2                | 8           | 3                  | 3           |
| 020 Tapin Selatan        | -                | -     | -                | -           | 1                  | 1.5         |
| 021 Salam Babaris        | -                | -     | 1                | -           | 5                  | 3           |
| 030 Tapin Tengah         | -                | -     | -                | -           | 1                  | -           |
| 040 Bungur               | -                | -     | 4                | 4           | 2                  | 4           |
| 050 Piani                | -                | -     | 2                | 3           | 5                  | 6           |
| 060 Lokpaikat            | -                | -     | 3                | 1.2         | 2                  | 2.8         |
| 070 Tapin Utara          | -                | -     | 2                | 4           | 4                  | 2           |
| 080 Bakarangan           | -                | -     | 6                | 3           | 18                 | 9           |
| 090 Candi Laras Selatan  | -                | -     | 2                | -           | -                  | -           |
| 100 Candi Laras Utara    | -                | -     | -                | -           | 2                  | -           |
| <b>Tapin</b>             | -                | -     | <b>37</b>        | <b>46.2</b> | <b>59</b>          | <b>54.3</b> |

Catatan/Note : Angka Sementara (ASEM)/ Preliminary Figures

Sumber/Source : BPS, Statistik Pertanian Hortikultura SPH/BPS-Statistics Indonesia, Agricultural Statistic for Horticulture SPH

**Tabel**  
**Table** 5.2.2

**Produksi Tanaman Sayuran Menurut Kecamatan dan Jenis Tanaman (kuintal) di Kabupaten Tapin, 2020 dan 2021**  
**Production of Vegetables by Subdistrict and Kind of Plant (kwintal) in Tapin Regency, 2020 dan 2021**

| Kecamatan<br>Subdistrict | Bawang Merah<br>Shallot |            | Cabai Besar<br>Big Chili |               |
|--------------------------|-------------------------|------------|--------------------------|---------------|
|                          | 2020                    | 2021       | 2020                     | 2021          |
| (1)                      | (2)                     | (3)        | (4)                      | (5)           |
| 010 Binuang              | 70                      | 215        | 277                      | 1 362         |
| 011 Hatungun             | 605                     | -          | 1368                     | 512           |
| 020 Tapin Selatan        | 70                      | -          | 240                      | 100           |
| 021 Salam Babaris        | 105                     | -          | -                        | 274.5         |
| 030 Tapin Tengah         | -                       | -          | -                        | -             |
| 040 Bungur               | 831                     | 190        | -                        | 314           |
| 050 Piani                | -                       | -          | -                        | -             |
| 060 Lokpaikat            | -                       | -          | 398                      | 2 221.7       |
| 070 Tapin Utara          | -                       | -          | 367                      | 36            |
| 080 Bakarangan           | -                       | -          | 342                      | -             |
| 090 Candi Laras Selatan  | -                       | -          | -                        | -             |
| 100 Candi Laras Utara    | -                       | -          | -                        | -             |
| <b>Tapin</b>             | <b>1 681</b>            | <b>405</b> | <b>2 992</b>             | <b>4820.2</b> |

Lanjutan Tabel/*Continued Table* 5.2.2

| Kecamatan<br>Subdistrict | Cabai Rawit/<br>Chili/Cayenne Pepper |                 | Kentang<br>Potato |      |
|--------------------------|--------------------------------------|-----------------|-------------------|------|
|                          | 2020                                 | 2021            | 2020              | 2021 |
| (1)                      | (6)                                  | (7)             | (8)               | (9)  |
| 010 Benuang              | 611                                  | 469             | -                 | -    |
| 011 Hatungun             | 734                                  | 584             | -                 | -    |
| 020 Tapin Selatan        | 72                                   | 223             | -                 | -    |
| 021 Salam Babaris        | 92                                   | 94              | -                 | -    |
| 030 Tapin Tengah         | 18 725                               | 9 973           | -                 | -    |
| 040 Bungur               | 358                                  | 390             | -                 | -    |
| 050 Piani                | 6 444                                | 3 190           | -                 | -    |
| 060 Lokpaikat            | 845                                  | 325.9           | -                 | -    |
| 070 Tapin Utara          | 540                                  | 101             | -                 | -    |
| 080 Bakarangan           | 1 284                                | 1 550           | -                 | -    |
| 090 Candi Laras Selatan  | 4 789                                | 3 142           | -                 | -    |
| 100 Candi Laras Utara    | 101                                  | 115.2           | -                 | -    |
| <b>Tapin</b>             | <b>34 594</b>                        | <b>20 157.1</b> | -                 | -    |

Lanjutan Tabel/Continued Table 5.2.2

| Kecamatan<br>Subdistrict | Kubis<br>Cabbage |      | Tomat<br>Tomato |                | Terung<br>Eggplant |                |
|--------------------------|------------------|------|-----------------|----------------|--------------------|----------------|
|                          | 2020             | 2021 | 2020            | 2021           | 2020               | 2021           |
| (1)                      | (10)             | (11) | (12)            | (13)           | (14)               | (15)           |
| 010 Binuang              | -                | -    | 1 427           | 3 985          | 1 509              | 3 305          |
| 011 Hatungun             | -                | -    | 137             | 165            | 109                | 130            |
| 020 Tapin Selatan        | -                | -    | -               | -              | 15                 | 55             |
| 021 Salam Babaris        | -                | -    | 65              | -              | 231                | 62             |
| 030 Tapin Tengah         | -                | -    | -               | -              | 85                 | -              |
| 040 Bungur               | -                | -    | 165             | 270            | 95                 | 295            |
| 050 Piani                | -                | -    | 130             | 195            | 225                | 428            |
| 060 Lokpaikat            | -                | -    | 123             | 37.3           | 120                | 81.5           |
| 070 Tapin Utara          | -                | -    | 165             | 33             | 240                | 10             |
| 080 Bakarangan           | -                | -    | 978             | 187            | 2 308              | 227            |
| 090 Candi Laras Selatan  | -                | -    | 210             | -              | -                  | -              |
| 100 Candi Laras Utara    | -                | -    | -               | -              | 70                 | -              |
| <b>Tapin</b>             | -                | -    | <b>3 400</b>    | <b>4 872.3</b> | <b>5 007</b>       | <b>4 593.5</b> |

Catatan/Note : Angka Sementara (ASEM)/ Preliminary Figures

Sumber/Source : BPS, Statistik Pertanian Hortikultura SPH/BPS-Statistics Indonesia, Agricultural Statistic for Horticulture SPH

**Tabel**  
**Table** 5.2.3**Luas Panen Tanaman Sayuran dan Buah–Buahan Semusim Menurut Jenis Tanaman (ha) di Kabupaten Tapin, 2018–2021**  
**Harvested Area of Seasonal Vegetables and Fruits by Kind of Plant (ha) in Tapin Regency, 2018–2021**

| Jenis Tanaman<br>Kind of Plants | 2018  | 2019   | 2020   | 2021  |
|---------------------------------|-------|--------|--------|-------|
| (1)                             | (2)   | (3)    | (4)    | (5)   |
| <b>Sayuran/Vegetables:</b>      |       |        |        |       |
| Bawang Daun                     | 3     | 1      | 9      | 14    |
| Bawang Merah                    | 145   | 69     | 25     | 6.5   |
| Bayam                           | 4     | 1      | 6      | 2.3   |
| Buncis                          | 5     | 2      | 5      | 7     |
| Cabai Besar                     | 42    | 38     | 61     | 81.2  |
| Cabai Rawit                     | 468   | 375    | 454    | 479.3 |
| Jamur*                          | 1 402 | 30 496 | 35 440 | 942   |
| Kacang Panjang                  | 19    | 18     | 47     | 47.7  |
| Kangkung                        | 2     | 2      | 23     | 28    |
| Kembang Kol                     | -     | -      | -      | -     |
| Petsai/Sawi                     | 3     | -0     | -      | 1.5   |
| Terung                          | 19    | 13     | 59     | 54.3  |
| <b>Buah–buahan/Fruits:</b>      |       |        |        |       |
| Semangka                        | 1     | 5      | 10     | 15    |
| Tomat                           | 19    | 9      | 37     | 46.2  |
| Ketimun                         | 17    | 22     | 49     | 37.6  |
| Melon                           | 5     | 6      | 13     | 27.5  |

Catatan/Note: \*Luas Panen Jamur dalam satuan m2

Sumber/Source: BPS, Statistik Pertanian Hortikultura SPH/BPS-Statistics Indonesia, Agricultural Statistic for Horticulture SPH

**Tabel**  
**Table** 5.2.4

**Produksi Tanaman Sayuran dan Buah–Buahan Semusim Menurut Jenis Tanaman (ton) di Kabupaten Tapin, 2018–2021**
**Production of Seasonal Vegetables and Fruits by Kind of Plant (ton) in Tapin Regency, 2017–2020**

| Jenis Tanaman<br>Kind of Plants | 2018     | 2019    | 2020    | 2021     |
|---------------------------------|----------|---------|---------|----------|
| (1)                             | (2)      | (3)     | (4)     | (5)      |
| <b>Sayuran/Vegetables:</b>      |          |         |         |          |
| Bawang Daun                     | 29,8     | 3,9     | 25,5    | 45,40    |
| Bawang Merah                    | 890,4    | 474,1   | 168,1   | 40,50    |
| Bayam                           | 11,2     | 1,2     | 17,8    | 7,64     |
| Buncis                          | 82,0     | 21,4    | 51,5    | 44,30    |
| Cabai Besar                     | 124,1    | 87,8    | 299,2   | 482,02   |
| Cabai Rawit                     | 3 186,9  | 2 570,4 | 3 459,4 | 2 015,71 |
| Jamur*                          | 11 662,0 | 637,8   | 399,2   | 14,20    |
| Kacang Panjang                  | 36,7     | 38,9    | 387,6   | 197,74   |
| Kangkung                        | 20,3     | 1,9     | 71,8    | 77,50    |
| Kembang Kol                     | -        | -       | -       | -        |
| Petsai/Sawi                     | 8,0      | -       | -       | 2,19     |
| Terung                          | 104,5    | 67,4    | 500,7   | 459,35   |
| <b>Buah–buahan/Fruits:</b>      |          |         |         |          |
| Semangka                        | 4,3      | 21,9    | 139,7   | 167,30   |
| Tomat                           | 121,1    | 23,2    | 340,0   | 487,23   |
| Ketimun                         | 236,9    | 124,9   | 283,3   | 254,78   |
| Melon                           | 16,9     | 24,6    | 312,1   | 382,20   |

Catatan/Note : Angka Sementara (ASEM)/ Preliminary Figures

Sumber/Source : BPS, Statistik Pertanian Hortikultura SPH/BPS-Statistics Indonesia, Agricultural Statistic for Horticulture SPH

**Tabel**  
**Table** 5.2.5**Luas Panen Tanaman Biofarmaka Menurut Kecamatan dan Jenis Tanaman (m<sup>2</sup>) di Kabupaten Tapin, 2020 dan 2021\***  
**Harvested Area of Medicinal Plants by Subdistrict and Kind of Plant (m<sup>2</sup>) in Tapin Regency, 2020 and 2021\***

| Kecamatan<br>Subdistrict | Jahe/Ginger    |                | Laos/Lengkuas/Galanga |          |
|--------------------------|----------------|----------------|-----------------------|----------|
|                          | 2020           | 2021*          | 2020                  | 2021*    |
| (1)                      | (2)            | (3)            | (4)                   | (5)      |
| 010 Binuang              | 3 000          | 17 500         | -                     | -        |
| 011 Hatungun             | 120 000        | 590 000        | -                     | -        |
| 020 Tapin Selatan        | -              | -              | -                     | -        |
| 021 Salam Babaris        | -              | -              | -                     | -        |
| 030 Tapin Tengah         | -              | -              | -                     | -        |
| 040 Bungur               | -              | -              | -                     | -        |
| 050 Piani                | 1 500          | -              | 300                   | -        |
| 060 Lokpaikat            | -              | 200            | -                     | -        |
| 070 Tapin Utara          | 650            | 750            | -                     | -        |
| 080 Bakarangan           | -              | -              | -                     | -        |
| 090 Candi Laras Selatan  | 289            | -              | -                     | -        |
| 100 Candi Laras Utara    | -              | -              | -                     | -        |
| <b>Tapin</b>             | <b>125 439</b> | <b>608 450</b> | <b>300</b>            | <b>-</b> |



Lanjutan Tabel/Continued Table 5.2.5

| Kecamatan<br>Subdistrict | Kencur/East Indian Galangal |                | Kunyit/Turmeric |                |
|--------------------------|-----------------------------|----------------|-----------------|----------------|
|                          | 2020                        | 2021*          | 2020            | 2021*          |
| (1)                      | (6)                         | (7)            | (8)             | (9)            |
| 010 Binuang              | 2 000                       | 1 156          | 1 300           | -              |
| 011 Hatungun             | 60 000                      | 500 000        | 40 000          | 110 000        |
| 020 Tapin Selatan        | -                           | -              | -               | -              |
| 021 Salam Babaris        | -                           | -              | -               | -              |
| 030 Tapin Tengah         | -                           | -              | -               | -              |
| 040 Bungur               | -                           | -              | -               | -              |
| 050 Piani                | 300                         | -              | 1 500           | -              |
| 060 Lokpaikat            | -                           | -              | -               | -              |
| 070 Tapin Utara          | -                           | -              | -               | -              |
| 080 Bakarangan           | -                           | -              | -               | -              |
| 090 Candi Laras Selatan  | -                           | -              | -               | -              |
| 100 Candi Laras Utara    | -                           | -              | -               | -              |
| <b>Tapin</b>             | <b>62 300</b>               | <b>501 156</b> | <b>42 800</b>   | <b>110 000</b> |

Catatan/Note : Angka Sementara (ASEM)/ Preliminary Figures

Sumber/Source : BPS, Statistik Pertanian Hortikultura SPH/BPS-Statistics Indonesia, Agricultural Statistic for Horticulture SPH

**Tabel**  
**Table** 5.2.6

**Produksi Tanaman Biofarmaka Menurut Kecamatan dan Jenis Tanaman (kg) di Kabupaten Tapin, 2020 dan 2021\***  
*Production of Medicinal Plants by Subdistrict and Kind of Plant (kg) in Tapin Regency, 2020 and 2021\**

| Kecamatan<br>Subdistrict | Jahe/Ginger    |                | Laos/Lengkuas/Galanga |          |
|--------------------------|----------------|----------------|-----------------------|----------|
|                          | 2020           | 2021*          | 2020                  | 2021*    |
| (1)                      | (2)            | (3)            | (4)                   | (5)      |
| 010 Binuang              | 3 000          | 175 000        | -                     | -        |
| 011 Hatungun             | 120 000        | 590 000        | -                     | -        |
| 020 Tapin Selatan        | -              | -              | -                     | -        |
| 021 Salam Babaris        | -              | -              | -                     | -        |
| 030 Tapin Tengah         | -              | -              | -                     | -        |
| 040 Bungur               | -              | -              | -                     | -        |
| 050 Piani                | 1 500          | -              | 300                   | -        |
| 060 Lokpaikat            | -              | 2 000          | -                     | -        |
| 070 Tapin Utara          | 5 850          | 7 500          | -                     | -        |
| 080 Bakarangan           | -              | -              | -                     | -        |
| 090 Candi Laras Selatan  | 289            | -              | -                     | -        |
| 100 Candi Laras Utara    | -              | -              | -                     | -        |
| <b>Tapin</b>             | <b>130 639</b> | <b>774 500</b> | <b>300</b>            | <b>-</b> |

Lanjutan Tabel/Continued Table 5.2.6

| Kecamatan<br>Subdistrict | Kencur/East Indian Galangal |                | Kunyit/Turmeric |                |
|--------------------------|-----------------------------|----------------|-----------------|----------------|
|                          | 2020                        | 2021           | 2020            | 2021           |
| (1)                      | (6)                         | (7)            | (8)             | (9)            |
| 010 Binuang              | 3 000                       | 9 248          | 1 300           | -              |
| 011 Hatungun             | 48 000                      | 400 000        | 40 000          | 110 000        |
| 020 Tapin Selatan        | -                           | -              | -               | -              |
| 021 Salam Babaris        | -                           | -              | -               | -              |
| 030 Tapin Tengah         | -                           | -              | -               | -              |
| 040 Bungur               | -                           | -              | -               | -              |
| 050 Piani                | 450                         | -              | 1 500           | -              |
| 060 Lokpaikat            | -                           | -              | -               | -              |
| 070 Tapin Utara          | -                           | -              | -               | -              |
| 080 Bakarangan           | -                           | -              | -               | -              |
| 090 Candi Laras Selatan  | -                           | -              | -               | -              |
| 100 Candi Laras Utara    | -                           | -              | -               | -              |
| <b>Tapin</b>             | <b>51 450</b>               | <b>409 248</b> | <b>42 800</b>   | <b>110 000</b> |

Catatan/Note : Angka Sementara (ASEM)/ Preliminary Figures

Sumber/Source : BPS, Statistik Pertanian Hortikultura SPH/BPS-Statistics Indonesia, Agricultural Statistic for Horticulture SPH

**Tabel 5.2.7 Luas Panen Tanaman Biofarmaka Menurut Jenis Tanaman (m<sup>2</sup>) di Kabupaten Tapin, 2018-2021\***  
**Harvested Area of Medicinal Plants by Kind of Plant (m<sup>2</sup>) in Tapin Regency, 2018-2021\***

| Jenis Tanaman<br>Kind of Plants     | 2018   | 2019   | 2020    | 2021    |
|-------------------------------------|--------|--------|---------|---------|
| (1)                                 | (2)    | (3)    | (4)     | (5)     |
| Jahe/ <i>Ginger</i>                 | 80 000 | 41 445 | 125 439 | 608 450 |
| Kencur/ <i>East Indian Galangal</i> | 20 000 | 80 289 | 62 300  | 501 156 |
| Kunyit/ <i>Tumeric</i>              | 10 000 | 11 445 | 42 800  | 110 000 |
| Laos/ <i>Lengkuas/Galanga</i>       | -      | 289    | 300     | -       |

Catatan/Note : Angka Sementara (ASEM)/ Preliminary Figures

Sumber/Source : BPS, Statistik Pertanian Hortikultura SPH/BPS-Statistics Indonesia, Agricultural Statistic for Horticulture SPH

**Tabel** 5.2.8 **Produksi Tanaman Biofarmaka Menurut Jenis Tanaman (kg) di Kabupaten Tapin, 2018-2021\***  
**Table** 5.2.8 **Production of Medicinal Plants by Kind of Plant (kg) in Tapin Regency, 2018-2021\***

| Jenis Tanaman<br>Kind of Plants     | 2018   | 2019   | 2020    | 2021*   |
|-------------------------------------|--------|--------|---------|---------|
| (1)                                 | (2)    | (3)    | (4)     | (5)     |
| Jahe/ <i>Ginger</i>                 | 87 000 | 54 225 | 130 639 | 774 500 |
| Kencur/ <i>East Indian Galangal</i> | 17 000 | 78 897 | 51 450  | 409 248 |
| Kunyit/ <i>Tumeric</i>              | 6 700  | 10 875 | 42 800  | 110 000 |
| Laos/ <i>Lengkuas/Galanga</i>       | -      | 1 445  | 300     | -       |

Catatan/Note : Angka Sementara (ASEM)/ Preliminary Figures

Sumber/Source : BPS, Statistik Pertanian Hortikultura SPH/BPS-Statistics Indonesia, Agricultural Statistic for Horticulture SPH

**Tabel**  
**Table** 5.2.9

**Luas Panen Tanaman Hias Menurut Kecamatan dan Jenis Tanaman (m<sup>2</sup>) di Kabupaten Tapin, 2020 dan 2021\***  
**Harvested Area of Ornamental Plants by Subdistrict and Kind of Plant (m<sup>2</sup>) in Tapin Regency, 2020 and 2021\***

| Kecamatan<br>Subdistrict | Anggrek/Orchid |       | Krisan/Chrysantemum |       |
|--------------------------|----------------|-------|---------------------|-------|
|                          | 2020           | 2021* | 2020                | 2021* |
| (1)                      | (2)            | (3)   | (4)                 | (5)   |
| 010 Benuang              | -              | -     | -                   | -     |
| 011 Hatungun             | -              | -     | -                   | -     |
| 020 Tapin Selatan        | -              | -     | -                   | -     |
| 021 Salam Babaris        | -              | -     | -                   | -     |
| 030 Tapin Tengah         | -              | -     | -                   | -     |
| 040 Bungur               | -              | -     | -                   | -     |
| 050 Piani                | -              | -     | -                   | -     |
| 060 Lokpaikat            | -              | -     | -                   | -     |
| 070 Tapin Utara          | -              | -     | -                   | -     |
| 080 Bakarangan           | -              | -     | -                   | -     |
| 090 Candi Laras Selatan  | -              | -     | -                   | -     |
| 100 Candi Laras Utara    | -              | -     | -                   | -     |
| <b>Tapin</b>             | -              | -     | -                   | -     |

Lanjutan Tabel/*Continued Table* 5.2.9

| Kecamatan<br>Subdistrict | Mawar/Rose |       | Sedap Malam/Tuberose |       |
|--------------------------|------------|-------|----------------------|-------|
|                          | 2020       | 2021* | 2020                 | 2021* |
| (1)                      | (6)        | (7)   | (8)                  | (9)   |
| 010 Binuang              | -          | -     | -                    | -     |
| 011 Hatungun             | -          | -     | -                    | -     |
| 020 Tapin Selatan        | -          | -     | -                    | -     |
| 021 Salam Babaris        | -          | -     | -                    | -     |
| 030 Tapin Tengah         | -          | -     | -                    | -     |
| 040 Bungur               | -          | -     | -                    | -     |
| 050 Piani                | -          | -     | -                    | -     |
| 060 Lokpaikat            | -          | -     | -                    | -     |
| 070 Tapin Utara          | -          | -     | -                    | -     |
| 080 Bakarangan           | -          | -     | -                    | -     |
| 090 Candi Laras Selatan  | -          | -     | -                    | -     |
| 100 Candi Laras Utara    | -          | -     | -                    | -     |
| <b>Tapin</b>             | -          | -     | -                    | -     |

Catatan/Note : Angka Sementara (ASEM)/ Preliminary Figures

Sumber/Source : BPS, Statistik Pertanian Hortikultura SPH/BPS-Statistics Indonesia, Agricultural Statistic for Horticulture SPH

**Tabel**  
**Table** 5.2.10

**Produksi Tanaman Hias Menurut Kecamatan dan Jenis Tanaman (tangkai) di Kabupaten Tapin, 2020 and 2021\***  
*Production of Ornamental Plants by Subdistrict and Kind of Plant (stalks) in Tapin Regency, 2020 and 2021\**

| Kecamatan<br>Subdistrict | Anggrek/ <i>Orchid</i> |       | Krisan/ <i>Chrysantemum</i> |       |
|--------------------------|------------------------|-------|-----------------------------|-------|
|                          | 2020                   | 2021* | 2020                        | 2021* |
| (1)                      | (2)                    | (3)   | (4)                         | (5)   |
| 010 Benuang              | -                      | -     | -                           | -     |
| 011 Hatungun             | -                      | -     | -                           | -     |
| 020 Tapin Selatan        | -                      | -     | -                           | -     |
| 021 Salam Babaris        | -                      | -     | -                           | -     |
| 030 Tapin Tengah         | -                      | -     | -                           | -     |
| 040 Bungur               | -                      | -     | -                           | -     |
| 050 Piani                | -                      | -     | -                           | -     |
| 060 Lokpaikat            | -                      | -     | -                           | -     |
| 070 Tapin Utara          | -                      | -     | -                           | -     |
| 080 Bakarangan           | -                      | -     | -                           | -     |
| 090 Candi Laras Selatan  | -                      | -     | -                           | -     |
| 100 Candi Laras Utara    | -                      | -     | -                           | -     |
| <b>Tapin</b>             | -                      | -     | -                           | -     |



Lanjutan Tabel/*Continued Table* 5.2.10

| Kecamatan<br>Subdistrict | Mawar/Rose |       | Sedap Malam/Tuberose |       |
|--------------------------|------------|-------|----------------------|-------|
|                          | 2020       | 2021* | 2020                 | 2021* |
| (1)                      | (6)        | (7)   | (8)                  | (9)   |
| 010 Benuang              | -          | -     | -                    | -     |
| 011 Hatungun             | -          | -     | -                    | -     |
| 020 Tapin Selatan        | -          | -     | -                    | -     |
| 021 Salam Babaris        | -          | -     | -                    | -     |
| 030 Tapin Tengah         | -          | -     | -                    | -     |
| 040 Bungur               | -          | -     | -                    | -     |
| 050 Piani                | -          | -     | -                    | -     |
| 060 Lokpaikat            | -          | -     | -                    | -     |
| 070 Tapin Utara          | -          | -     | -                    | -     |
| 080 Bakarangan           | -          | -     | -                    | -     |
| 090 Candi Laras Selatan  | -          | -     | -                    | -     |
| 100 Candi Laras Utara    | -          | -     | -                    | -     |
| <b>Tapin</b>             | -          | -     | -                    | -     |

Catatan/Note : Angka Sementara (ASEM)/ Preliminary Figures

Sumber/Source : BPS, Statistik Pertanian Hortikultura SPH/BPS-Statistics Indonesia, Agricultural Statistic for Horticulture SPH

**Tabel 5.2.11** Luas Panen Tanaman Hias Menurut Jenis Tanaman (tangkai) di Kabupaten Tapin, 2018-2021\*  
**Table** *Harvested Area of Ornamental Plants by Kind of Plant (stalks) in Tapin Regency, 2018-2021\**

| Jenis Tanaman<br><i>Kind of Plants</i> | 2018 | 2019 | 2020 | 2021* |
|--|------|------|------|-------|
| (1)                                    | (2)  | (3)  | (4)  | (5)   |
| Anggrek/ <i>Orchid</i>                 | -    | -    | -    | -     |
| Krisan/ <i>Chrysantemum</i>            | -    | -    | -    | -     |
| Mawar/ <i>Rose</i>                     | -    | -    | -    | -     |
| Sedap Malam/ <i>Tuberose</i>           | -    | -    | -    | -     |

Catatan/Note : Angka Sementara (ASEM)/ Preliminary Figures

Sumber/Source : BPS, Statistik Pertanian Hortikultura SPH/BPS-Statistics Indonesia, Agricultural Statistic for Horticulture SPH

**Tabel** 5.2.12 **Produksi Tanaman Hias Menurut Jenis Tanaman (tangkai) di Kabupaten Tapin, 2018-2021**  
**Table** 5.2.12 **Production of Ornamental Plants by Kind of Plant (stalks) in Tapin Regency, 2018-2021**

| Jenis Tanaman<br>Kind of Plants | 2018 | 2019 | 2020 | 2021* |
|---------------------------------|------|------|------|-------|
| (1)                             | (2)  | (3)  | (4)  | (5)   |
| Anggrek/ <i>Orchid</i>          | -    | -    | -    | -     |
| Krisan/ <i>Chrysantemum</i>     | -    | -    | -    | -     |
| Mawar/ <i>Rose</i>              | -    | -    | -    | -     |
| Sedap Malam/ <i>Tuberose</i>    | -    | -    | -    | -     |

Catatan/Note : Angka Sementara (ASEM)/ Preliminary Figures

Sumber/Source : BPS, Statistik Pertanian Hortikultura SPH/BPS-Statistics Indonesia, Agricultural Statistic for Horticulture SPH

**Tabel 5.2.13** **Produksi Buah-buahan Menurut Kecamatan dan Jenis Tanaman (ton) di Kabupaten Tapin, 2020 dan 2021\***  
**Production of Fruits by Subdistrict and Kind of Plant (ton) in Tapin Regency, 2020 and 2021\***

| Kecamatan<br>Subdistrict | Mangga/Mango   |                | Durian/Durian |               |
|--------------------------|----------------|----------------|---------------|---------------|
|                          | 2020           | 2021*          | 2020          | 2021*         |
| (1)                      | (2)            | (3)            | (4)           | (5)           |
| 010 Binuang              | 48,6           | 36,9           | 34,3          | 41,30         |
| 011 Hatungun             | 48,7           | 39,6           | 74            | 43,82         |
| 020 Tapin Selatan        | 375,7          | 266,3          | 75            | 87,38         |
| 021 Salam Babaris        | 90,0           | 14,6           | -             | 30,78         |
| 030 Tapin Tengah         | 715,4          | 653,8          | 4             | 6,90          |
| 040 Bungur               | 39,2           | 18,9           | 12,3          | 3,70          |
| 050 Piani                | 359,3          | 320,0          | 325,0         | 281,00        |
| 060 Lokpaikat            | 38,4           | 35,5           | -             | 3,10          |
| 070 Tapin Utara          | 90,5           | 60,4           | 6,6           | 7,80          |
| 080 Bakarangan           | 10,5           | 9,9            | -             | 0,75          |
| 090 Candi Laras Selatan  | 597,6          | 441,8          | -             | -             |
| 100 Candi Laras Utara    | 280,8          | 235,9          | 121,55        | 106,81        |
| <b>Tapin</b>             | <b>2 694,7</b> | <b>2 133,6</b> | <b>652,75</b> | <b>613,33</b> |

Lanjutan Tabel/*Continued Table 5.2.13*

| Kecamatan<br>Subdistrict | Jeruk/Orange     |                  | Pisang/Banana   |                 |
|--------------------------|------------------|------------------|-----------------|-----------------|
|                          | 2020             | 2021*            | 2020            | 2021*           |
| (1)                      | (6)              | (7)              | (8)             | (9)             |
| 010 Benuang              | 851,4            | 622.96           | 1 080,0         | 1 516.80        |
| 011 Hatungun             | 50,5             | 49.02            | 2 814,9         | 2 621.54        |
| 020 Tapin Selatan        | 1 454,9          | 500.00           | 46,3            | 35.50           |
| 021 Salam Babaris        | -                | 0.44             | 44,55           | 85.30           |
| 030 Tapin Tengah         | 1 238,2          | 629.38           | 190,15          | 177.84          |
| 040 Bungur               | 698,6            | 67.20            | 351,3           | 355.62          |
| 050 Piani                | 36,05            | 32.50            | 2 157,6         | 2 441.80        |
| 060 Lokpaikat            | 694,55           | 5.70             | 14,98           | 20.66           |
| 070 Tapin Utara          | 309,13           | -                | 121,0           | 0.42            |
| 080 Bakarangan           | 296,0            | 6.48             | 375,43          | 140.21          |
| 090 Candi Laras Selatan  | 7 281,5          | 4 125.6          | 12,71           | 4.76            |
| 100 Candi Laras Utara    | 11 319,7         | 19 926.10        | 203,0           | 19.7            |
| <b>Tapin</b>             | <b>24 230,53</b> | <b>25 965.34</b> | <b>7 412,42</b> | <b>7 420.14</b> |

Lanjutan Tabel/*Continued Table* 5.2.13

| Kecamatan<br>Subdistrict | Pepaya/Papaya |               | Salak/Salacca |              |
|--------------------------|---------------|---------------|---------------|--------------|
|                          | 2020          | 2021*         | 2020          | 2021*        |
| (1)                      | (10)          | (11)          | (12)          | (13)         |
| 010 Benuang              | 10,35         | 14.33         | -             | -            |
| 011 Hatungun             | 15,7          | 18.24         | -             | -            |
| 020 Tapin Selatan        | 35,1          | 20.30         | 0,1           | 12.00        |
| 021 Salam Babaris        | 9,0           | 45.00         | 1,6           | 2.20         |
| 030 Tapin Tengah         | 26,5          | 15.68         | 3,2           | 2.05         |
| 040 Bungur               | 26,0          | 14.30         | 0,3           | 2.09         |
| 050 Piani                | 39,34         | 40.30         | 0,1           | 1.94         |
| 060 Lokpaikat            | 20,16         | 6.20          | 0,2           | -            |
| 070 Tapin Utara          | 48,1          | 26.80         | -             | -            |
| 080 Bakarangan           | 31,7          | 13.63         | 2,1           | 0.17         |
| 090 Candi Laras Selatan  | 17,55         | 8.35          | -             | -            |
| 100 Candi Laras Utara    | 8,1           | 24.40         | -             | -            |
| <b>Tapin</b>             | <b>287,6</b>  | <b>247.53</b> | <b>7,6</b>    | <b>20.45</b> |

Sumber/Source: Dinas Pertanian Kabupaten Tapin/ Agriculture Service of Tapin Regency

**Tabel 5.2.14** **Produksi Buah–Buahan dan Sayuran Tahunan Menurut Jenis Tanaman (ton) di Kabupaten Tapin, 2018-2021\***  
**Production of Annual Fruits and Vegetables by Kind of Plant (ton) in Tapin Regency, 2018-2021\***

| Jenis Tanaman<br>Kind of Plants | 2018     | 2019    | 2020      | 2021*     |
|---------------------------------|----------|---------|-----------|-----------|
| (1)                             | (2)      | (3)     | (4)       | (5)       |
| Alpukat                         | 2,9      | 0,6     | 3,65      | 2.98      |
| Belimbing                       | 336,7    | 210,6   | 206,30    | 29.08     |
| Duku/Langsat/Kokosan            | 97,4     | 171,5   | 58,81     | 18.39     |
| Durian                          | 2437,4   | 1 505,6 | 652,75    | 613.33    |
| Jambu Air                       | 99,1     | 62,9    | 41,78     | 31.44     |
| Jambu Biji                      | 166,3    | 128,3   | 261,61    | 130.93    |
| Jengkol                         | 143,7    | 108,2   | 52,45     | 4.58      |
| Jeruk Besar                     | 25,3     | 22,9    | 2,55      | 0.21      |
| Jeruk Siam/Keprok               | 25 786,4 | 9 808,3 | 24 227,98 | 25 965.13 |
| Mangga                          | 1 979,0  | 1 682,3 | 2 694,68  | 2 133.54  |
| Manggis                         | 121,6    | 56,4    | 27,48     | 33.20     |
| Melinjo                         | 17,4     | 11,0    | 18,75     | 14.30     |
| Nangka/Cempedak                 | 532,7    | 501,3   | 655,87    | 254.34    |
| Nenas                           | 40,3     | 48,0    | 37,09     | 18.88     |
| Pepaya                          | 397,3    | 232,9   | 287,6     | 247.53    |
| Petai                           | 528,2    | 439,1   | 652,44    | 640.41    |
| Pisang                          | 8 739,2  | 7 880,7 | 7 412,42  | 7 420.14  |
| Rambutan                        | 4 533,3  | 2 234,5 | 1 377,6   | 1 446.28  |
| Salak                           | 46,6     | 38,3    | 7,62      | 20.45     |
| Sawo                            | 194,2    | 142,4   | 114,99    | 107.29    |
| Sirsak                          | 50,0     | 36,9    | 46,41     | 13.16     |
| Sukun                           | 180,8    | 120,5   | 307,61    | 163.91    |

Sumber/Source: Dinas Pertanian Kabupaten Tapin/ Agriculture Service of Tapin Regency

### 5.3 PERKEBUNAN ESTATE CROPS

**Tabel 5.3.1** Luas Areal Tanaman Perkebunan Menurut Kecamatan dan Jenis Tanaman (ha) di Kabupaten Tapin, 2020 dan 2021\*  
*Planted Area of Estate Crops by Subdistrict and Type of Crops (ha) in Tapin Regency, 2020 and 2021\**

| Kecamatan<br>Subdistrict | Kelapa Sawit/Oil Palm <sup>1</sup> |                  | Kelapa/Coconut <sup>1</sup> |                 |
|--------------------------|------------------------------------|------------------|-----------------------------|-----------------|
|                          | 2020                               | 2021*            | 2020                        | 2021*           |
| (1)                      | (2)                                | (3)              | (4)                         | (5)             |
| 010 Benuang              | 9 524.84                           | 3 675.45         | 206.00                      | 210.00          |
| 011 Hatungun             | 0.00                               | 0.00             | 171.00                      | 171.00          |
| 020 Tapin Selatan        | 1 613.47                           | 601.00           | 136.00                      | 136.00          |
| 021 Salam Babaris        | 14.00                              | 13.77            | 124.00                      | 124.00          |
| 030 Tapin Tengah         | 18 594.64                          | 4 345.84         | 278.00                      | 275.00          |
| 040 Bungur               | 36.00                              | 98.00            | 65.00                       | 65.00           |
| 050 Piani                | 0.00                               | 0.00             | 130.00                      | 129.00          |
| 060 Lokpaikat            | 2.00                               | 2.00             | 114.00                      | 114.00          |
| 070 Tapin Utara          | 10.00                              | 10.00            | 214.00                      | 214.00          |
| 080 Bakarangan           | 0.00                               | 0.00             | 141.00                      | 141.00          |
| 090 Candi Laras Selatan  | 6 218.44                           | 382.12           | 13.50                       | 13.50           |
| 100 Candi Laras Utara    | 23 785.74                          | 3 721.59         | 64.50                       | 64.50           |
| <b>Tapin</b>             | <b>59 799.13</b>                   | <b>12 859.77</b> | <b>1 657.00</b>             | <b>1 657.00</b> |



Lanjutan Tabel/*Continued Table 5.3.1*

| Kecamatan<br>Subdistrict | Karet/Rubber <sup>1</sup> |                  | Kopi/Coffee <sup>1</sup> |              |
|--------------------------|---------------------------|------------------|--------------------------|--------------|
|                          | 2020                      | 2021*            | 2020                     | 2021*        |
| (1)                      | (6)                       | (7)              | (8)                      | (9)          |
| 010 Binuang              | 1 923.00                  | 1 914.00         | 0.00                     | 0.00         |
| 011 Hatungun             | 1 633.00                  | 1 632.00         | 35.00                    | 35.00        |
| 020 Tapin Selatan        | 3 143.00                  | 3 143.00         | 0.00                     | 0.00         |
| 021 Salam Babaris        | 3 657.00                  | 3 669.00         | 0.00                     | 0.00         |
| 030 Tapin Tengah         | 175.00                    | 175.00           | 0.00                     | 0.00         |
| 040 Bungur               | 3 099.00                  | 3 084.00         | 0.00                     | 0.00         |
| 050 Piani                | 1 871.00                  | 1 871.00         | 10.00                    | 10.00        |
| 060 Lokpaikat            | 1 879.00                  | 1 879.00         | 0.00                     | 0.00         |
| 070 Tapin Utara          | 849.00                    | 838.00           | 3.00                     | 3.00         |
| 080 Bakarangan           | 127.00                    | 127.00           | 0.00                     | 0.00         |
| 090 Candi Laras Selatan  | 0.00                      | 0.00             | 0.00                     | 0.00         |
| 100 Candi Laras Utara    | 0.00                      | 0.00             | 0.00                     | 0.00         |
| <b>Tapin</b>             | <b>18 356.00</b>          | <b>18 332.00</b> | <b>48.00</b>             | <b>48.00</b> |

Lanjutan Tabel/*Continued Table* 5.3.1

| Kecamatan<br>Subdistrict | Kakao/Cocoa |       | Tebu/Sugar cane |       |
|--------------------------|-------------|-------|-----------------|-------|
|                          | 2020        | 2021* | 2020            | 2021* |
| (1)                      | (10)        | (11)  | (12)            | (13)  |
| 010 Binuang              | -           | -     | -               | -     |
| 011 Hatungun             | -           | -     | -               | -     |
| 020 Tapin Selatan        | -           | -     | -               | -     |
| 021 Salam Babaris        | -           | -     | -               | -     |
| 030 Tapin Tengah         | -           | -     | -               | -     |
| 040 Bungur               | -           | -     | -               | -     |
| 050 Piani                | -           | -     | -               | -     |
| 060 Lokpaikat            | -           | -     | -               | -     |
| 070 Tapin Utara          | -           | -     | -               | -     |
| 080 Bakarangan           | -           | -     | -               | -     |
| 090 Candi Laras Selatan  | -           | -     | -               | -     |
| 100 Candi Laras Utara    | -           | -     | -               | -     |
| <b>Tapin</b>             | -           | -     | -               | -     |

Lanjutan Tabel/Continued Table 5.3.1

| Kecamatan<br>Subdistrict | Teh/Tea |       | Tembakau/Tobacco |       |
|--------------------------|---------|-------|------------------|-------|
|                          | 2020    | 2021* | 2020             | 2021* |
| (1)                      | (14)    | (15)  | (16)             | (17)  |
| 010 Binuang              | -       | -     | -                | -     |
| 011 Hatungun             | -       | -     | -                | -     |
| 020 Tapin Selatan        | -       | -     | -                | -     |
| 021 Salam Babaris        | -       | -     | -                | -     |
| 030 Tapin Tengah         | -       | -     | -                | -     |
| 040 Bungur               | -       | -     | -                | -     |
| 050 Piani                | -       | -     | -                | -     |
| 060 Lokpaikat            | -       | -     | -                | -     |
| 070 Tapin Utara          | -       | -     | -                | -     |
| 080 Bakarangan           | -       | -     | -                | -     |
| 090 Candi Laras Selatan  | -       | -     | -                | -     |
| 100 Candi Laras Utara    | -       | -     | -                | -     |
| <b>Tapin</b>             | -       | -     | -                | -     |

Lanjutan Tabel/*Continued Table 5.3.1*

| Kecamatan<br>Subdistrict | Sagu/Sago       |                 | Aren/Sugar Palm |              |
|--------------------------|-----------------|-----------------|-----------------|--------------|
|                          | 2020            | 2021*           | 2020            | 2021*        |
| (1)                      | (18)            | (19)            | (20)            | (21)         |
| 010 Benuang              | 5.00            | 5.00            | 6.00            | 6.00         |
| 011 Hatungun             | 1.00            | 1.00            | 1.00            | 1.00         |
| 020 Tapin Selatan        | 14.00           | 14.00           | 5.00            | 5.00         |
| 021 Salam Babaris        | 0.00            | 0.00            | 0.00            | 0.00         |
| 030 Tapin Tengah         | 6.50            | 6.50            | 6.50            | 7.00         |
| 040 Bungur               | 4.50            | 4.50            | 8.00            | 8.00         |
| 050 Piani                | 0.00            | 0.00            | 0.00            | 0.00         |
| 060 Lokpaikat            | 3.00            | 3.00            | 3.00            | 3.00         |
| 070 Tapin Utara          | 6.00            | 6.00            | 8.00            | 8.00         |
| 080 Bakarangan           | 5.00            | 5.00            | 5.00            | 5.00         |
| 090 Candi Laras Selatan  | 98.00           | 98.00           | 0.00            | 0.00         |
| 100 Candi Laras Utara    | 1 246.00        | 1 246.00        | 0.00            | 0.00         |
| <b>Tapin</b>             | <b>1 389.00</b> | <b>1 389.00</b> | <b>42.50</b>    | <b>43.00</b> |

Catatan/Note : \* Angka Sementara 2021

Sumber/Source: Dinas Pertanian Kabupaten Tapin/ *Agriculture Service of Tapin Regency*

**Tabel**  
**Table** 5.3.2

**Produksi Perkebunan Menurut Kecamatan dan Jenis Tanaman (ton) di Kabupaten Tapin, 2020 dan 2021\***  
**Production of Estate by Subdistrict and Type of Crops (ton) in Tapin Regency, 2020 and 2021\***

| Kecamatan<br>Subdistrict | Kelapa Sawit/Oil Palm |                  |                  |                  | Kelapa/Coconut |               |
|--------------------------|-----------------------|------------------|------------------|------------------|----------------|---------------|
|                          | 2020                  |                  | 2021*            |                  | 2020           | 2021*         |
|                          | CPO                   | TBS              | CPO              | TBS              |                |               |
| (1)                      | (2)                   | (3)              | (4)              | (5)              | (6)            | (7)           |
| 010 Binuang              | 3 459.77              | 15 726.23        | 3 982.72         | 18 103.26        | 41.78          | 41.78         |
| 011 Hatungun             | 0.00                  | 0.00             | 0.00             | 0.00             | 49.71          | 49.71         |
| 020 Tapin Selatan        | 260.20                | 1 182.72         | 563.15           | 2 559.77         | 37.48          | 37.48         |
| 021 Salam Babaris        | 4.37                  | 19.87            | 26.40            | 119.98           | 30.20          | 30.20         |
| 030 Tapin Tengah         | 5 341.94              | 24 281.54        | 4 334.16         | 19 700.71        | 53.09          | 40.87         |
| 040 Bungur               | 8.71                  | 39.60            | 105.58           | 479.91           | 22.20          | 22.20         |
| 050 Piani                | 0.00                  | 0.00             | 0.00             | 0.00             | 42.12          | 42.12         |
| 060 Lokpaikat            | 1.74                  | 7.93             | 5.87             | 26.66            | 28.52          | 28.52         |
| 070 Tapin Utara          | 6.80                  | 30.90            | 29.33            | 133.31           | 49.84          | 49.84         |
| 080 Bakarangan           | 0.00                  | 0.00             | 0.00             | 0.00             | 38.20          | 38.20         |
| 090 Candi Laras Selatan  | 263.84                | 1 199.29         | 240.61           | 1 093.70         | 2.41           | 2.41          |
| 100 Candi Laras Utara    | 4 271.02              | 19 413.74        | 3 548.50         | 16 129.53        | 23.45          | 23.45         |
| <b>Tapin</b>             | <b>13 618.40</b>      | <b>61 901.82</b> | <b>12 836.30</b> | <b>58 346.83</b> | <b>419.00</b>  | <b>406.78</b> |

Lanjutan Tabel/*Continued Table* 5.3.2

| Kecamatan<br>Subdistrict | Karet/Rubber    |                 | Kopi/Coffee |             |
|--------------------------|-----------------|-----------------|-------------|-------------|
|                          | 2020            | 2021*           | 2020        | 2021*       |
| (1)                      | (6)             | (7)             | (8)         | (9)         |
| 010 Binuang              | 1 175.00        | 720.40          | 0.00        | 0.00        |
| 011 Hatungun             | 652.84          | 713.01          | 0.00        | 0.00        |
| 020 Tapin Selatan        | 501.22          | 1 152.80        | 0.00        | 0.00        |
| 021 Salam Babaris        | 1 800.65        | 1 959.00        | 0.00        | 0.00        |
| 030 Tapin Tengah         | 41.02           | 41.02           | 0.00        | 0.00        |
| 040 Bungur               | 2 926.79        | 1 557.80        | 0.00        | 0.00        |
| 050 Piani                | 688.34          | 688.34          | 0.00        | 0.00        |
| 060 Lokpaikat            | 955.43          | 955.43          | 0.00        | 0.00        |
| 070 Tapin Utara          | 323.40          | 309.80          | 0.00        | 0.00        |
| 080 Bakarangan           | 40.77           | 40.77           | 0.00        | 0.00        |
| 090 Candi Laras Selatan  | -               | -               | 0.00        | 0.00        |
| 100 Candi Laras Utara    | -               | -               | 0.00        | 0.00        |
| <b>Tapin</b>             | <b>9 105.46</b> | <b>8 138.37</b> | <b>0.00</b> | <b>0.00</b> |

Lanjutan Tabel/Continued Table 5.3.2

| Kecamatan<br>Subdistrict | Kakao/Cocoa |       | Tebu/Sugar cane |       |
|--------------------------|-------------|-------|-----------------|-------|
|                          | 2020        | 2021* | 2020            | 2021* |
| (1)                      | (10)        | (11)  | (12)            | (13)  |
| 010 Binuang              | -           | -     | -               | -     |
| 011 Hatungun             | -           | -     | -               | -     |
| 020 Tapin Selatan        | -           | -     | -               | -     |
| 021 Salam Babaris        | -           | -     | -               | -     |
| 030 Tapin Tengah         | -           | -     | -               | -     |
| 040 Bungur               | -           | -     | -               | -     |
| 050 Piani                | -           | -     | -               | -     |
| 060 Lokpaikat            | -           | -     | -               | -     |
| 070 Tapin Utara          | -           | -     | -               | -     |
| 080 Bakarangan           | -           | -     | -               | -     |
| 090 Candi Laras Selatan  | -           | -     | -               | -     |
| 100 Candi Laras Utara    | -           | -     | -               | -     |
| <b>Tapin</b>             | -           | -     | -               | -     |

Lanjutan Tabel/*Continued Table* 5.3.2

| Kecamatan<br>Subdistrict | Teh/Tea |       | Tembakau/Tobacco |       |
|--------------------------|---------|-------|------------------|-------|
|                          | 2020    | 2021* | 2020             | 2021* |
| (1)                      | (14)    | (15)  | (16)             | (17)  |
| 010 Binuang              | -       | -     | -                | -     |
| 011 Hatungun             | -       | -     | -                | -     |
| 020 Tapin Selatan        | -       | -     | -                | -     |
| 021 Salam Babaris        | -       | -     | -                | -     |
| 030 Tapin Tengah         | -       | -     | -                | -     |
| 040 Bungur               | -       | -     | -                | -     |
| 050 Piani                | -       | -     | -                | -     |
| 060 Lokpaikat            | -       | -     | -                | -     |
| 070 Tapin Utara          | -       | -     | -                | -     |
| 080 Bakarangan           | -       | -     | -                | -     |
| 090 Candi Laras Selatan  | -       | -     | -                | -     |
| 100 Candi Laras Utara    | -       | -     | -                | -     |
| <b>Tapin</b>             | -       | -     | -                | -     |



Lanjutan Tabel/Continued Table 5.3.2

| Kecamatan<br>Subdistrict | Sagu/Sago    |              | Aren/Sugar Palm |             |
|--------------------------|--------------|--------------|-----------------|-------------|
|                          | 2020         | 2021*        | 2020            | 2021*       |
| (1)                      | (18)         | (19)         | (20)            | (21)        |
| 010 Binuang              | 0.00         | 0.00         | 0.70            | 0.70        |
| 011 Hatungun             | 0.00         | 0.00         | 0.00            | 0.00        |
| 020 Tapin Selatan        | 0.32         | 0.32         | 1.50            | 1.50        |
| 021 Salam Babaris        | 0.00         | 0.00         | 0.00            | 0.00        |
| 030 Tapin Tengah         | 0.00         | 0.00         | 2.00            | 2.00        |
| 040 Bungur               | 0.00         | 0.00         | 1.08            | 1.08        |
| 050 Piani                | 0.00         | 0.00         | 0.00            | 0.00        |
| 060 Lokpaikat            | 0.00         | 0.00         | 0.50            | 0.5         |
| 070 Tapin Utara          | 0.00         | 0.00         | 2.90            | 2.90        |
| 080 Bakarangan           | 0.00         | 0.00         | 1.10            | 1.10        |
| 090 Candi Laras Selatan  | 5.76         | 5.76         | 0.00            | 0.00        |
| 100 Candi Laras Utara    | 19.92        | 19.92        | 0.00            | 0.00        |
| <b>Tapin</b>             | <b>26.00</b> | <b>26.00</b> | <b>9.78</b>     | <b>9.78</b> |

Catatan/Note : <sup>1</sup> Angka Sementara 2021

Sumber/Source: Dinas Pertanian Kabupaten Tapin/ Agriculture Service of Tapin Regency

#### 5.4 PETERNAKAN LIVESTOCKS

**Tabel 5.4.1** Populasi Ternak Besar Menurut Kecamatan di Kabupaten Tapin di Kabupaten Tapin, 2021  
*Population of Large Livestock by Sub District in Tapin Regency, 2021*

| Kecamatan<br>Subdistrict | Kuda<br>Horse | Sapi Jantan<br>Bull | Sapi Betina<br>Cow | Kerbau<br>Buffalo |
|--------------------------|---------------|---------------------|--------------------|-------------------|
| (1)                      | (2)           | (3)                 | (4)                | (5)               |
| 010 Benuang              | 24            | 867                 | 500                | 16                |
| 011 Hatungun             | 2             | 656                 | 1 469              | 0                 |
| 020 Tapin Selatan        | -             | 320                 | 339                | 19                |
| 021 Salam Babaris        | -             | 462                 | 926                | -                 |
| 030 Tapin Tengah         | -             | 952                 | 475                | 60                |
| 040 Bungur               | -             | 120                 | 96                 | 10                |
| 050 Piani                | -             | 25                  | 36                 | -                 |
| 060 Lokpaikat            | -             | 235                 | 212                | 7                 |
| 070 Tapin Utara          | -             | 72                  | 184                | 5                 |
| 080 Bakarangan           | -             | 160                 | 195                | 2                 |
| 090 Candi Laras Selatan  | -             | 9                   | 7                  | -                 |
| 100 Candi Laras Utara    | -             | 5                   | 8                  | 4                 |
| <b>Tapin</b>             | <b>26</b>     | <b>3 883</b>        | <b>4 447</b>       | <b>131</b>        |

Sumber/Source: Dinas Pertanian Kabupaten Tapin/ Agriculture Service of Tapin Regency

**Tabel 5.4.2** Populasi Ternak Kecil Menurut Kecamatan di Kabupaten Tapin di Kabupaten Tapin, 2021  
**Table** Population of Small Livestock by Sub District in Tapin Regency, 2021

| Kecamatan<br>Subdistrict | Domba<br>Sheep | Kambing<br>Goats | Babi<br>Pigs | Kelinci<br>Rabbit |
|--------------------------|----------------|------------------|--------------|-------------------|
| (1)                      | (2)            | (3)              | (4)          | (5)               |
| 010 Binuang              | -              | 431              | -            | 502               |
| 011 Hatungun             | -              | 361              | -            | -                 |
| 020 Tapin Selatan        | -              | 606              | -            | -                 |
| 021 Salam Babaris        | -              | 1 890            | -            | -                 |
| 030 Tapin Tengah         | -              | 1 380            | -            | -                 |
| 040 Bungur               | -              | 65               | -            | 64                |
| 050 Piani                | -              | 66               | -            | -                 |
| 060 Lokpaikat            | -              | 75               | -            | -                 |
| 070 Tapin Utara          | -              | 55               | -            | -                 |
| 080 Bakarangan           | -              | 108              | -            | -                 |
| 090 Candi Laras Selatan  | -              | 10               | -            | -                 |
| 100 Candi Laras Utara    | -              | 17               | -            | -                 |
| <b>Tapin</b>             | -              | <b>5 064</b>     | -            | <b>566</b>        |

Sumber/Source: Dinas Pertanian Kabupaten Tapin/ Agriculture Service of Tapin Regency

**Tabel**  
**Table** 5.4.3**Populasi Unggas Menurut Kecamatan di Kabupaten Tapin, 2021**  
*Population of Poultry by Sub District in Tapin Regency, 2021*

| Kecamatan<br>Subdistrict | Ayam Ras<br>Petelor<br>Village Layers | Ayam Ras<br>Pedaging | Ayam<br>Buras<br>Local Chicken | Itik<br>Duck   |
|--------------------------|---------------------------------------|----------------------|--------------------------------|----------------|
| (1)                      | (2)                                   | (3)                  | (4)                            | (5)            |
| 010 Binuang              | 383                                   | 286 302              | 118 158                        | 28 410         |
| 011 Hatungun             | -                                     | 166 107              | 377 972                        | 8 604          |
| 020 Tapin Selatan        | -                                     | 134 524              | 66 707                         | 32 033         |
| 021 Salam Babaris        | 1 918                                 | 56 383               | 96 671                         | 26 447         |
| 030 Tapin Tengah         | -                                     | 43 340               | 121 319                        | 59 955         |
| 040 Bungur               | 1 266                                 | 59 659               | 124 099                        | 30 049         |
| 050 Piani                | -                                     | -                    | 53 354                         | 2 609          |
| 060 Lokpaikat            | 1 708                                 | 181 215              | 31 187                         | 27 480         |
| 070 Tapin Utara          | -                                     | 118 498              | 94 398                         | 2 307          |
| 080 Bakarangan           | -                                     | -                    | 32 782                         | 83 612         |
| 090 Candi Laras Selatan  | -                                     | 17 546               | 11 315                         | 115 640        |
| 100 Candi Laras Utara    | -                                     | -                    | 4 330                          | 144 027        |
| <b>Tapin</b>             | <b>5 275</b>                          | <b>1 063 574</b>     | <b>1 132 292</b>               | <b>561 173</b> |

Lanjutan Tabel/*Continued Table 5.4.3*

| Kecamatan<br>Subdistrict | Puyuh          | Merpati      | Itik Manila |
|--------------------------|----------------|--------------|-------------|
| (1)                      | (6)            | (7)          | (8)         |
| 010 Binnuang             | 22 323         | 742          | 139         |
| 011 Hatungun             | -              | 178          | 47          |
| 020 Tapin Selatan        | -              | 172          | 85          |
| 021 Salam Babaris        | -              | 152          | 50          |
| 030 Tapin Tengah         | 14 445         | 184          | 75          |
| 040 Bungur               | 29 327         | 164          | 31          |
| 050 Piani                | -              | 76           | 34          |
| 060 Lokpaikat            | -              | 143          | 60          |
| 070 Tapin Utara          | 35 184         | 422          | 50          |
| 080 Bakarangan           | -              | 160          | 43          |
| 090 Candi Laras Selatan  | -              | 92           | 31          |
| 100 Candi Laras Utara    | -              | 140          | 60          |
| <b>Tapin</b>             | <b>101 279</b> | <b>2 625</b> | <b>705</b>  |

Sumber/*Source*: Dinas Pertanian Kabupaten Tapin/ *Agriculture Service of Tapin Regency*

**Tabel**  
**Table** 5.4.4

**Banyaknya Ternak yang Dipotong pada Rumah Potong Hewan Menurut Kecamatan di Kabupaten Tapin, 2021**  
**Number of Livestock Slaughtered in Abattoirs by Sub District in Tapin Regency, 2021**

| Kecamatan<br>Subdistrict | Kuda<br>Horse | Sapi<br>Jantan<br>Bull | Kerbau<br>Buffalo | Domba<br>Sheep | Kambing<br>Goat | Babi<br>Pigs |
|--------------------------|---------------|------------------------|-------------------|----------------|-----------------|--------------|
| (1)                      | (2)           | (3)                    | (4)               | (5)            | (6)             | (7)          |
| 010 Benuang              | -             | 169                    | 4                 | -              | 33              | -            |
| 011 Hatungun             | -             | 215                    | -                 | -              | 28              | -            |
| 020 Tapin Selatan        | -             | 70                     | 4                 | -              | 47              | -            |
| 021 Salam Babaris        | -             | 112                    | -                 | -              | 145             | -            |
| 030 Tapin Tengah         | -             | 177                    | 16                | -              | 106             | -            |
| 040 Bungur               | -             | 15                     | 3                 | -              | 5               | -            |
| 050 Piani                | -             | 5                      | -                 | -              | 5               | -            |
| 060 Lokpaikat            | -             | 52                     | 1                 | -              | 6               | -            |
| 070 Tapin Utara          | -             | 31                     | 1                 | -              | 4               | -            |
| 080 Bakarangan           | -             | 37                     | 1                 | -              | 8               | -            |
| 090 Candi Laras Selatan  | -             | 1                      | -                 | -              | 1               | -            |
| 100 Candi Laras Utara    | -             | 2                      | 3                 | -              | 1               | -            |
| <b>Tapin</b>             | <b>-</b>      | <b>886</b>             | <b>33</b>         | <b>-</b>       | <b>389</b>      | <b>-</b>     |

Sumber/Source: Dinas Pertanian Kabupaten Tapin/ Agriculture Service of Tapin Regency

**Tabel 5.4.5** Banyaknya Ternak yang Dipotong Setiap Bulan di Kabupaten Tapin, 2021  
**Number of Livestock Slaughtered by Month in Tapin Regency, 2021**

| Bulan<br>Month      | Kuda<br>Horse | Sapi<br>Jantan<br>Bull | Kerbau<br>Buffalo | Domba<br>Sheep | Kambing<br>Goat | Babi<br>Pigs |
|---------------------|---------------|------------------------|-------------------|----------------|-----------------|--------------|
| (1)                 | (2)           | (3)                    | (4)               | (5)            | (6)             | (7)          |
| 01. Januari         | -             | 120                    | 12                | -              | 126             | -            |
| 02. Pebruari        | -             | 108                    | 8                 | -              | 132             | -            |
| 03. Maret           | -             | 116                    | 12                | -              | 127             | -            |
| 04. April           | -             | 125                    | 10                | -              | 135             | -            |
| 05. Mei             | -             | 133                    | 4                 | -              | 138             | -            |
| 06. Juni            | -             | 117                    | 8                 | -              | 127             | -            |
| 07. Juli            | -             | 821                    | 6                 | -              | 192             | -            |
| 08. Agustus         | -             | 124                    | 8                 | -              | 118             | -            |
| 09. Sepetember      | -             | 122                    | 8                 | -              | 125             | -            |
| 10. Oktober         | -             | 125                    | 12                | -              | 76              | -            |
| 11. Nopember        | -             | 118                    | 15                | -              | 80              | -            |
| 12. Desember        | -             | 126                    | 15                | -              | 78              | -            |
| <b>Jumlah/Total</b> | -             | <b>2 155</b>           | <b>118</b>        | -              | <b>1 452</b>    | -            |

Sumber/Source: Dinas Pertanian Kabupaten Tapin/ Agriculture Service of Tapin Regency

**Tabel**  
**Table** 5.4.6**Banyaknya Ternak yang Dipotong Diluar Rumah Potong Hewan Menurut Kecamatan di Kabupaten Tapin, 2021**  
**Number of Livestock Slaughtered Out of Abattoirs by Sub District in Tapin Regency, 2021**

| Kecamatan<br>Subdistrict | Kuda<br>Horse | Sapi<br>Jantan<br>Bull | Kerbau<br>Buffalo | Domba<br>Sheep | Kambing<br>Goat | Babi<br>Pigs |
|--------------------------|---------------|------------------------|-------------------|----------------|-----------------|--------------|
| (1)                      | (2)           | (3)                    | (4)               | (5)            | (6)             | (7)          |
| 010 Benuang              | -             | 408                    | 15                | -              | 123             | -            |
| 011 Hatungun             | -             | 519                    | -                 | -              | 103             | -            |
| 020 Tapin Selatan        | -             | 168                    | 17                | -              | 174             | -            |
| 021 Salam Babaris        | -             | 270                    | -                 | -              | 543             | -            |
| 030 Tapin Tengah         | -             | 426                    | 61                | -              | 396             | -            |
| 040 Bungur               | -             | 36                     | 11                | -              | 19              | -            |
| 050 Piani                | -             | 11                     | -                 | -              | 19              | -            |
| 060 Lokpaikat            | -             | 126                    | 5                 | -              | 22              | -            |
| 070 Tapin Utara          | -             | 74                     | 4                 | -              | 15              | -            |
| 080 Bakarangan           | -             | 88                     | 2                 | -              | 31              | -            |
| 090 Candi Laras Selatan  | -             | 3                      | -                 | -              | 3               | -            |
| 100 Candi Laras Utara    | -             | 4                      | 3                 | -              | 5               | -            |
| <b>Tapin</b>             | <b>-</b>      | <b>2 007</b>           | <b>134</b>        | <b>-</b>       | <b>1 451</b>    | <b>-</b>     |

Sumber/Source: Dinas Pertanian Kabupaten Tapin/ Agriculture Service of Tapin Regency



**Tabel**  
**Table** 5.4.7

**Banyaknya Ternak Bantuan Pemerintah Menurut Sumber Dana di Kabupaten Tapin, 2021**  
*Distribution of Livestock of Government Allowance by Source of Fund in Tapin Regency, 2021*

| Kecamatan<br>Subdistrict | Sapi<br>Cow    |                  | Itik<br>Ducks  |                  | Kerbau<br>Buffalo |                  |
|--------------------------|----------------|------------------|----------------|------------------|-------------------|------------------|
|                          | Jantan<br>Male | Betina<br>Female | Jantan<br>Male | Betina<br>Female | Jantan<br>Male    | Betina<br>Female |
| (1)                      | (2)            | (3)              | (4)            | (5)              | (6)               | (7)              |
| 01. A D B                | -              | -                | -              | -                | -                 | -                |
| 02. DAKN NON DR          | -              | -                | -              | -                | -                 | -                |
| 03. APBD PROP.           | -              | -                | -              | -                | -                 | -                |
| 04. APBD KAB.            | 2              | 16               | -              | 1 725            | -                 | -                |
| 05. BANGUB               | -              | -                | -              | -                | -                 | -                |
| 06. A P B N              | -              | -                | -              | -                | -                 | -                |
| 07. P P W                | -              | -                | -              | -                | -                 | -                |
| 08. P K T                | -              | -                | -              | -                | -                 | -                |
| 09. P 2 WT               | -              | -                | -              | -                | -                 | -                |
| <b>Jumlah/Total</b>      | <b>2</b>       | <b>16</b>        | <b>-</b>       | <b>1 725</b>     | <b>-</b>          | <b>-</b>         |

Lanjutan Tabel/Continued Table 5.4.7

| Kecamatan<br>Subdistrict | Ayam Buras<br>Local Chicken |                  | Ayam ras Pedaging<br>Chicken |                  | Kambing<br>Goats |                  |
|--------------------------|-----------------------------|------------------|------------------------------|------------------|------------------|------------------|
|                          | Jantan<br>Male              | Betina<br>Female | Jantan<br>Male               | Betina<br>Female | Jantan<br>Male   | Betina<br>Female |
| (1)                      | (2)                         | (3)              | (4)                          | (5)              | (6)              | (7)              |
| 01. A D B                | -                           | -                | -                            | -                | -                | -                |
| 02. DAKN NON DR          | -                           | -                | -                            | -                | -                | -                |
| 03. APBD PROP.           | -                           | -                | -                            | -                | -                | -                |
| 04. APBD KAB.            | -                           | -                | 3 000                        | 1 650            | -                | -                |
| 05. BANGUB               | -                           | -                | -                            | -                | -                | -                |
| 06. A P B N              | -                           | -                | -                            | -                | -                | -                |
| 07. P P W                | -                           | -                | -                            | -                | -                | -                |
| 08. P K T                | -                           | -                | -                            | -                | -                | -                |
| 09. P 2 WT               | -                           | -                | -                            | -                | -                | -                |
| <b>Jumlah/Total</b>      | -                           | -                | <b>3 000</b>                 | <b>1 650</b>     | -                | -                |

Sumber/Source: Dinas Pertanian Kabupaten Tapin/ Agriculture Service of Tapin Regency

**Tabel 5.4.8**      **Produksi Telur Per Kecamatan di Kabupaten Tapin, 2021**  
**Table**            **Production of Egg by Sub District in Tapin Regency, 2021**

| Kecamatan<br>Subdistrict | Ayam<br>Buras<br><i>Local Chicken</i> | Ayam Ras<br>Petelor<br><i>Village Layers</i> | Itik<br>Duck     | Puyuh          | Jumlah<br>Total  |
|--------------------------|---------------------------------------|--|------------------|----------------|------------------|
| (1)                      | (2)                                   | (3)  | (4)              | (5)            |                  |
| 010 Binuang              | 186 913                               | 3 755  | 331 238          | 42 336         | 564 242          |
| 011 Hatungun             | 560 078                               | -  | 169 553          | -              | 729 631          |
| 020 Tapin Selatan        | 93 936                                | -  | 282 795          | -              | 376 731          |
| 021 Salam Babaris        | 139 469                               | 18 755                                       | 321 124          | -              | 479 348          |
| 030 Tapin Tengah         | 170 889                               | -  | 489 826          | 27 471         | 688 186          |
| 040 Bungur               | 177 138                               | 10 635                                       | 358 894          | 55 878         | 602 545          |
| 050 Piani                | 67 672                                | -  | 54 291           | -              | 121 963          |
| 060 Lokpaikat            | 45 268                                | 15 565                                       | 379 332          | -              | 440 165          |
| 070 Tapin Utara          | 136 341                               | -  | 19 303           | 6 683          | 222 474          |
| 080 Bakarangan           | 47 982                                | -  | 986 419          | -              | 1 034 401        |
| 090 Candi Laras Selatan  | 14 875                                | -  | 1 329 293        | -              | 1 344 168        |
| 100 Candi Laras Utara    | 6 054                                 | -  | 1 721 545        | -              | 6 504            |
| <b>Tapin</b>             | <b>1 646 615</b>                      | <b>48 710</b>                                | <b>4 722 068</b> | <b>192 515</b> | <b>6 609 908</b> |

Sumber/Source: Dinas Pertanian Kabupaten Tapin/ Agriculture Service of Tapin Regency

**Tabel 5.4.9** Banyaknya Ternak Besar Yang Masuk Dan Keluar di Kabupaten Tapin, 2021  
**Number of Livestock Import and Export from Tapin Regency, 2021**

| Jenis Ternak        | 2020             |                | 2021             |                |
|---------------------|------------------|----------------|------------------|----------------|
|                     | Masuk            | Keluar         | Masuk            | Keluar         |
| (1)                 | (2)              | (3)            | (4)              | (5)            |
| 01. Sapi Bibit      | 980              | 854            | 1 971            | 1 258          |
| 02. Sapi Potong     | 1 200            | 1 100          | 1 492            | 1 392          |
| 03. Sapi Perah      | -                | -              | -                | -              |
| 04. Sapi Bakalan    | 30               | 80             | 40               | 95             |
| 05. Kerbau Potong   | 120              | 45             | 140              | 85             |
| 06. Kambing Bibit   | 200              | 120            | 300              | 200            |
| 07. Kambing Potong  | 500              | 420            | 600              | 502            |
| 08. Kambing Bakalan | 25               | 20             | 30               | 25             |
| 09. Ayam Buras      | 4 500            | 7 200          | 6 500            | 8 300          |
| 10. Ayam Pedaging   | 3 200 000        | -              | 3 400 000        | -              |
| 11. Itik            | 85 000           | 92 000         | 96 000           | 112 000        |
| <b>Jumlah/Total</b> | <b>3 292 555</b> | <b>101 837</b> | <b>3 507 073</b> | <b>123 857</b> |

Sumber/Source: Dinas Pertanian Kabupaten Tapin/ Agriculture Service of Tapin Regency

**Tabel** 5.4.10 **Banyaknya Rumah Tangga Pemelihara Ternak di Kabupaten Tapin, 2021**  
**Table** 5.4.10 **Number of Household Breeding of Cattle in Tapin Regency, 2021**

| Jenis Ternak<br>Kind of Livestock  | 2020          | 2021          |
|------------------------------------|---------------|---------------|
| (1)                                | (2)           | (3)           |
| 01. Sapi/Cow                       | 2 948         | 3 012         |
| 02. Kerbau/Buffalo                 | 47            | 50            |
| 03. Kuda/Horse                     | 25            | 30            |
| 04. Kambing/Goat                   | 965           | 1 053         |
| 05. Domba/Sheep                    | -             | -             |
| 06. Ayam Buras/Local Chicken       | 31 260        | 31 300        |
| 07. Babi/Pig                       | -             | -             |
| 08. Ayam Ras Petelur/Village Layer | 10            | 25            |
| 09. Ayam Ras Pedaging              | 243           | 250           |
| 10. Itik/Duck                      | 7 754         | 7 950         |
| <b>Jumlah/Total</b>                | <b>43 252</b> | <b>43 670</b> |

Sumber/Source: Dinas Pertanian Kabupaten Tapin/ Agriculture Service of Tapin Regency

**Tabel** 5.4.11 **Produksi Telur, Susu, Daging dan Kulit di Kabupaten Tapin, 2021**  
**Table** *Production of Egg, Milk, Meat and Skin in Tapin Regency, 2021*

| Komoditi<br>Commodity           | Satuan<br>Unit | Produksi<br>Production |
|---------------------------------|----------------|------------------------|
| (1)                             | (2)            | (3)                    |
| I. Telur/Egg :                  |                |                        |
| 1. Ayam Ras Petelur/Laying Hens | Butir          | 48 710                 |
| 2. Ayam Kampung/Local Chiken    | Butir          | 1 646 615              |
| 3. Itik/Duck                    | Butir          | 4 722 068              |
| II. Susu/Milk                   |                |                        |
| III. Daging/Meat :              |                |                        |
| 1. Sapi/Cow                     | Ekor           | 8 330                  |
| 2. Kerbau/Buffalo               | Ekor           | 113                    |
| 3. Kambing/Goat                 | Ekor           | 5 064                  |
| 4. Kelinci/Rabbit               | Ekor           | 654                    |
| IV. Kulit/Skin :                |                |                        |
| 1. Sapi/Cow                     | Lembar         | 4 288                  |
| 2. Kerbau/Buffalo               | Lembar         | 236                    |
| 3. Kambing/Goat                 | Lembar         | 2 903                  |
| 4. Domba/Sheep                  | Lembar         | -                      |

Sumber/Source: Dinas Pertanian Kabupaten Tapin/ Agriculture Service of Tapin Regency

**Tabel 5.4.12** Indikator Produksi Peternakan dan Harga Per Satuan di Kabupaten Tapin, 2021  
**Table** *Indicator of Livestock Production and Price Per Unit di Kabupaten Tapin, 2021*

| Komoditi<br>Commodity    | Satuan<br>Unit | Produksi<br>Production | Harga per<br>Satuan<br>Price per Unit | Nilai (Rp)      |
|--------------------------|----------------|------------------------|---------------------------------------|-----------------|
| (1)                      | (2)            | (3)                    | (4)                                   | (5)             |
| a, Populasi              |                |                        |                                       |                 |
| 01, Sapi                 | Ekor           | 8 330                  | 14 000 000                            | 116 620 000 000 |
| 02, Kerbau               | Ekor           | 131                    | 19 000 000                            | 2 489 000 000   |
| 03, Kuda                 | Ekor           | 26                     | 14 000 000                            | 364 000 000     |
| 04, Kambing              | Ekor           | 5 064                  | 3 000 000                             | 15 192 000 000  |
| 05, Domba                | Ekor           | -                      |                                       |                 |
| 06, Babi                 | Ekor           | -                      |                                       |                 |
| 07, Ayam Kampung         | Ekor           | 1 165 074              | 80 000                                | 932 059 200 000 |
| 08, Ayam Pedaging        | Ekor           | 1 063 574              | 35 000                                | 37 225 090 000  |
| 09, Itik                 | Ekor           | 561 173                | 100 000                               | 56 117 300 000  |
| 10, Puyuh                | Ekor           | 101 279                | 9 000                                 | 910 557 000     |
| 11, Ayam Petelur         | Ekor           | 5 275                  | 75 000                                | 395 625 000     |
| 12, Lainnya              |                |                        |                                       |                 |
| 12,1, Itik Japun         | Ekor           | 546                    | 90 000                                | 49 140 000      |
| 12,2, Merpati            | Ekor           | 2 625                  | 35 000                                | 91 875 000      |
| 12,3, Kelinci            | Ekor           | 566                    | 150 000                               | 84 900 000      |
| 12,4, Angsa              | Ekor           | 210                    | 300 000                               | 63 000 000      |
| 12,5, Kalkun             | Ekor           | 110                    | 200 000                               | 22 000 000      |
| b, Produksi Lainnya      |                |                        |                                       |                 |
| 01, Telur Ayam Ras       | Butir          | 48 710                 | 1 700                                 | 82 807 000      |
| 02, Telur Ayam Kampung   | Butir          | 1 646 615              | 2 000                                 | 3 293 230 000   |
| 03, Telur Itik           | Butir          | 4 722 068              | 2 350                                 | 11 096 859 800  |
| 04, Telur Puyuh          | Butir          | 192 515                | 200                                   | 38 503 000      |
| 05, Kulit Sapi/ Kerbau   | Lembar         | 4 288                  | 400 000                               | 1 715 200 000   |
| 06, Kulit Kambing/ Domba | Lembar         | 2 903                  | 50 000                                | 145 150 000     |
| 07, Jasa Pematangan      | Per Ekor       | 2 155                  | 25 000                                | 53 875 000      |

Sumber/Source: Dinas Pertanian Kabupaten Tapin/ Agriculture Service of Tapin Regency

## 5.5 PERIKANAN FISHERIES

**Tabel 5.5.1** Banyaknya Rumah Tangga Perikanan dan Luas Budidaya Menurut Kecamatan di Kabupaten Tapin, 2021  
*Number of Fisheries Household and Culture Area by Sub-District in Tapin Regency, 2021*

| Kecamatan<br>Sub-District | Sawah/Mina Padi<br>Wetland |              | Kolam<br>Fresh Water Pond |                | Keramba<br>Brackish Water Pond |                 |
|---------------------------|----------------------------|--------------|---------------------------|----------------|--------------------------------|-----------------|
|                           | RTP (Orang)                | Luas (Ha)    | RTP (Orang)               | Luas (Ha)      | RTP (Orang)                    | Luas (Ha)       |
| (1)                       | (2)                        | (3)          | (4)                       | (5)            | (6)                            | (7)             |
| 010 Benuang               | 5                          | 1 100        | 20                        | 0.068          | 8                              | 0.025           |
| 011 Hatungun              | -                          | -            | 34                        | 0.062          | -                              | -               |
| 020 Tapin Selatan         | -                          | -            | 23                        | 1,025          | -                              | -               |
| 021 Salam Babaris         | -                          | -            | 2                         | 0.010          | -                              | -               |
| 030 Tapin Tengah          | -                          | -            | 28                        | 0.090          | -                              | -               |
| 040 Bungur                | -                          | -            | 3                         | 4,500          | 36                             | 2 380           |
| 050 Piani                 | -                          | -            | 30                        | 0.050          | -                              | -               |
| 060 Lokpaikat             | 1                          | 400          | 11                        | 0.052          | 12                             | 0.014           |
| 070 Tapin Utara           | -                          | -            | 3                         | 0.019          | -                              | -               |
| 080 Bakarangan            | -                          | -            | 1                         | 0.072          | 15                             | 0.035           |
| 090 Candi Laras Selatan   | -                          | -            | 63                        | 0.750          | 1                              | 0.001           |
| 100 Candi Laras Utara     | -                          | -            | 67                        | 0.380          | 1                              | 0.002           |
| <b>Tapin</b>              | <b>6</b>                   | <b>1 500</b> | <b>285</b>                | <b>5 526.6</b> | <b>73</b>                      | <b>2 380.05</b> |

Sumber/Source: Dinas Perikanan Kabupaten Tapin/ Fisheries Service of Tapin Regency



**Tabel 5.5.2** **Produksi Perikanan Darat (Ton) Menurut Jenis dan Perairan di Kabupaten Tapin, 2021**  
**Production of Inland Fishery by Kind of Water and Type of Fish in Tapin Regency, 2021**

| Jenis Ikan<br><i>Kind of Fishes</i> | Jenis Perairan<br><i>Water by Kind</i> |                      |                        |                        |
|-------------------------------------|--|----------------------|------------------------|------------------------|
|                                     | Waduk<br><i>Lake</i>                   | Rawa<br><i>Swamp</i> | Sungai<br><i>River</i> | Jumlah<br><i>Total</i> |
| (1)                                 | (2)                                    | (3)                  | (4)                    | (5)                    |
| 01. Jelawat                         | -                                      | 0.00                 | 375.56                 | 375.56                 |
| 02. Sepat Rawa                      | -                                      | 391.66               | 0.00                   | 391.66                 |
| 03. Patin/Jambal                    | -                                      | 0.00                 | 145.69                 | 145.69                 |
| 04. Gabus                           | -                                      | 309.09               | 0.00                   | 309.09                 |
| 05. Lais                            | -                                      | 0.00                 | 318.36                 | 318.36                 |
| 06. Toman                           | -                                      | 162.87               | 0.00                   | 162.87                 |
| 07. Sepat Siam                      | -                                      | 373.94               | 0.00                   | 373.94                 |
| 08. Tambakan                        | -                                      | 151.82               | 0.00                   | 151.82                 |
| 09. Balida                          | -                                      | 0.00                 | 383.28                 | 383.28                 |
| 10. Lele                            | -                                      | 62.08                | 0.00                   | 62.08                  |
| 11. Batok                           | -                                      | 345.59               | 0.00                   | 345.59                 |
| 12. Baung                           | -                                      | 0.00                 | 541.21                 | 541.21                 |
| 13. Udang Galah                     | -                                      | 0.00                 | 142.01                 | 142.01                 |
| 14. Udang Lain-lain                 | -                                      | 0.00                 | 10.40                  | 10.40                  |
| 15. Nila                            | -                                      | 0.00                 | 48.42                  | 48.42                  |
| 16. Nilem                           | -                                      | 0.00                 | 28.36                  | 28.36                  |
| 17. Parai/Seluang                   | -                                      | 0.00                 | 88.23                  | 88.23                  |
| 18. Tawes                           | -                                      | 0.00                 | 22.54                  | 22.54                  |
| 19. Gurame                          | -                                      | 0.00                 | 16.27                  | 16.27                  |
| 20. Mas                             | -                                      | 0.00                 | 2.21                   | 2.21                   |
| 21. Ikan Lainnya                    | -                                      | 78.89                | 42.98                  | 121.87                 |
| <b>Jumlah/Total</b>                 | <b>0</b>                               | <b>1 875.94</b>      | <b>2 165.52</b>        | <b>4 041.46</b>        |

Sumber/Source: Dinas Perikanan Kabupaten Tapin/ Fisheries Service of Tapin Regency

**Tabel 5.5.3** **Produksi Perikanan Darat Menurut Kecamatan di Kabupaten Tapin, 2021 (Ton)**  
**Production of Inland Fisheries by Sub District in Tapin Regency, 2021 (Ton)**

| Kecamatan<br>Sub District | Perikanan Darat<br>Inland Fishery |                         |
|---------------------------|-----------------------------------|-------------------------|
|                           | Produksi<br>Production            | Nilai Produksi<br>Value |
| (1)                       | (2)                               | (3)                     |
| 010 Binuang               | -                                 | -                       |
| 011 Hatungun              | 2 797                             | -                       |
| 020 Tapin Selatan         | 2 525                             | -                       |
| 021 Salam Babaris         | 50                                | -                       |
| 030 Tapin Tengah          | 6 862                             | -                       |
| 040 Bungur                | 115 119                           | -                       |
| 050 Piani                 | 2 648                             | -                       |
| 060 Lokpaikat             | 2 946                             | -                       |
| 070 Tapin Utara           | 44 600                            | -                       |
| 080 Bakarangan            | 8 350                             | -                       |
| 090 Candi Laras Selatan   | 60 680                            | -                       |
| 100 Candi Laras Utara     | 30 430                            | -                       |
| <b>Jumlah/Total</b>       | <b>277 007</b>                    | <b>0</b>                |

Sumber/Source: Dinas Perikanan Kabupaten Tapin/ Fisheries Service of Tapin Regency

**Tabel 5.5.4** **Produksi Ikan Olahan menurut Jenis dan Perairan di Kabupaten Tapin, 2021**  
**Production of Processes Fishes by Kind of Fishes and Water in Tapin Regency, 2021**

| Jenis Ikan<br><i>Kind of Fishes</i> | Jenis Perairan<br><i>Kind of Water</i> |                      | Jumlah<br><i>Total</i> |
|-------------------------------------|--|----------------------|------------------------|
|                                     | Sungai<br><i>River</i>                 | Rawa<br><i>Swamp</i> |                        |
| (1)                                 | (2)                                    | (3)                  |                        |
| 010 Binnuang                        | -                                      | -                    | 0                      |
| 011 Hatungun                        | -                                      | 6 975                | 6 975                  |
| 020 Tapin Selatan                   | -                                      | -                    | 0                      |
| 021 Salam Babaris                   | -                                      | -                    | 0                      |
| 030 Tapin Tengah                    | -                                      | -                    | 0                      |
| 040 Bungur                          | -                                      | 272 422              | 272 422                |
| 050 Piani                           | -                                      | -                    | 0                      |
| <b>Jumlah/Total</b>                 | <b>0</b>                               | <b>279 397</b>       | <b>279 397</b>         |

Sumber/Source: Dinas Perikanan Kabupaten Tapin/ Fisheries Service of Tapin Regency

**Tabel 5.5.5** **Produksi Perikanan Darat Menurut Kecamatan di Kabupaten Tapin, 2021**  
**Production of Inland Fisheries by Sub District in Tapin Regency, 2021**

| Kecamatan<br>Sub District | Jenis Perairan<br>Kind of Water |                 | Jumlah<br>Total |
|---------------------------|---------------------------------|-----------------|-----------------|
|                           | Sungai<br>River                 | Rawa<br>Swamp   |                 |
| (1)                       | (2)                             | (3)             | (4)             |
| 010 Binuang               | 34.00                           | 29.46           | 63.46           |
| 011 Hatungun              | -                               | -               | 0               |
| 020 Tapin Selatan         | 142.27                          | 123.29          | 265.56          |
| 021 Salam Babaris         | -                               | -               | 0               |
| 030 Tapin Tengah          | 373.98                          | 323.42          | 697.40          |
| 040 Bungur                | 52.62                           | 45.60           | 98.22           |
| 050 Piani                 | -                               | -               | 0               |
| 060 Lokpaikat             | -                               | -               | 0               |
| 070 Tapin Utara           | 77.31                           | 67.00           | 144.31          |
| 080 Bakarangan            | 451.29                          | 391.09          | 842.38          |
| 090 Candi Laras Selatan   | 492.23                          | 426.55          | 918.78          |
| 100 Candi Laras Utara     | 541.81                          | 469.53          | 1 011.34        |
| <b>Jumlah/Total</b>       | <b>2 165.51</b>                 | <b>1 875.94</b> | <b>4 041.45</b> |

Sumber/Source: Dinas Perikanan Kabupaten Tapin/ Fisheries Service of Tapin Regency

**Tabel** 5.5.6 **Produksi Budidaya Perikanan Menurut Kecamatan di Kabupaten Tapin, 2021 (Ton)**  
**Table** 5.5.6 **Production of Aquaculture by Sub District in Tapin Regency, 2021 (Ton)**

| Kecamatan<br>Sub District | Sawah<br>Wetland | Kolam<br>Fish Water Pond | Keramba<br>Brackish Water Pond |
|---------------------------|------------------|--------------------------|--------------------------------|
| (1)                       | (2)              | (3)                      | (4)                            |
| 010 Binuang               | -                | -                        | -                              |
| 011 Hatungun              | -                | 2 797                    | -                              |
| 020 Tapin Selatan         | -                | 525                      | 2 000                          |
| 021 Salam Babaris         | -                | -                        | 50                             |
| 030 Tapin Tengah          | -                | 6 862                    | -                              |
| 040 Bungur                | -                | -                        | 115 119                        |
| 050 Piani                 | -                | 2 648                    | -                              |
| 060 Lokpaikat             | -                | 2 946                    | -                              |
| 070 Tapin Utara           | -                | 44 600                   | -                              |
| 080 Bakarangan            | -                | -                        | 8 350                          |
| 090 Candi Laras Selatan   | -                | 60 680                   | -                              |
| 100 Candi Laras Utara     | -                | 30 430                   | -                              |
| <b>Jumlah/Total</b>       | <b>0</b>         | <b>151 488</b>           | <b>125 519</b>                 |

Sumber/Source: Dinas Perikanan Kabupaten Tapin/ Fisheries Service of Tapin Regency

**Tabel**  
**Table 5.5.7****Produksi Perikanan Perairan Rawa Menurut Kuartal dan Jenis Ikan di Kabupaten Tapin, 2021**  
**Production of Swamp Fishery by Quartal dan Type of Fish in Tapin Regency, 2021**

| Jenis Ikan<br>Kind of Fishes | Kuartal I    | Kuartal II   | Kuartal III   | Kuartal IV    | Jumlah          |
|------------------------------|--------------|--------------|---------------|---------------|-----------------|
| (1)                          | (2)          | (3)          | (4)           | (5)           | (6)             |
| 01. Betok                    | 56.70        | 104.00       | 110.08        | 74.81         | 345.59          |
| 02. Sepat Rawa               | 72.70        | 131.20       | 115.60        | 72.16         | 391.66          |
| 03. Jambal/Patin             | 0.00         | 0.00         | 0.00          | 0.00          | 0.00            |
| 04. Gabus/Haruan             | 55.90        | 104.80       | 97.70         | 50.69         | 309.09          |
| 05. Lais                     | 0.00         | 0.00         | 0.00          | 0.00          | 0.00            |
| 06. Toman                    | 29.90        | 55.10        | 52.79         | 25.08         | 162.87          |
| 07. Sepat Siam               | 70.60        | 128.90       | 107.70        | 66.74         | 373.94          |
| 08. Tambakan                 | 27.90        | 52.40        | 38.05         | 33.47         | 151.82          |
| 09. Balida                   | 0.00         | 0.00         | 0.00          | 0.00          | 0.00            |
| 10. Lele                     | 10.00        | 16.80        | 16.28         | 18.33         | 61.41           |
| 11. Ikan Lain-lain           | 17.50        | 33.30        | 28.09         | 0.67          | 79.56           |
| 12. Udang Galah              | 0.00         | 0.00         | 0.00          | 0.00          | 0.00            |
| 13. Udang Lainnya            | 0.00         | 0.00         | 0.00          | 0.00          | 0.00            |
| <b>Jumlah/Total</b>          | <b>341.2</b> | <b>626.5</b> | <b>566.29</b> | <b>341.95</b> | <b>1 875.94</b> |

Sumber/Source: Dinas Perikanan Kabupaten Tapin/ Fisheries Service of Tapin Regency

**Tabel**  
**Table** 5.5.7

**Produksi Perikanan Perairan Sungai Menurut Jenis dan Kuartal di Kabupaten Tapin, 2021**  
**Production of River Fishery by Quartal and Type of Fish in Tapin Regency, 2021**

| <i>Jenis Ikan</i><br><i>Kind of Fishes</i> | Kuartal I    | Kuartal II   | Kuartal III   | Kuartal IV    | Jumlah         |
|--|--------------|--------------|---------------|---------------|----------------|
| (1)  | (2)          | (3)          | (4)           | (5)           | (6)            |
| 01. Jelawat                                | 44.00        | 96.40        | 136.16        | 99.00         | 375.56         |
| 02. Baung                                  | 70.00        | 161.10       | 219.79        | 90.32         | 541.21         |
| 03. Nila                                   | 4.90         | 10.30        | 16.27         | 16.95         | 48.42          |
| 04. Jambal/Patin                           | 20.10        | 32.30        | 59.10         | 34.19         | 145.69         |
| 05. Nilem                                  | 3.80         | 6.60         | 11.13         | 6.83          | 28.36          |
| 06. Parai/Saluang                          | 15.10        | 21.90        | 34.31         | 16.92         | 88.23          |
| 07. Tawes                                  | 0.00         | 7.00         | 13.21         | 2.33          | 22.54          |
| 08. Gurame                                 | 1.80         | 3.30         | 9.33          | 1.84          | 16.27          |
| 09. Lais                                   | 39.70        | 82.70        | 131.28        | 64.68         | 318.36         |
| 10. Mas                                    | 0.00         | 0.00         | 0.00          | 2.21          | 2.21           |
| 11. Belida                                 | 49.90        | 108.30       | 148.60        | 76.48         | 383.28         |
| 12. Ikan Lain-lain                         | 5.00         | 10.20        | 18.27         | 9.51          | 42.98          |
| 13. Udang Galah                            | 9.90         | 38.40        | 62.86         | 30.50         | 141.66         |
| 14. Udang Lainnya                          | 1.60         | 8.80         | 0.00          | 0.00          | 10.4           |
| <b>Jumlah/Total</b>                        | <b>265.8</b> | <b>587.3</b> | <b>860.31</b> | <b>451.76</b> | <b>2165.17</b> |

Sumber/Source: Dinas Perikanan Kabupaten Tapin/ Fisheries Service of Tapin Regency

**Tabel 5.5.8** Indikator Produksi Perikanan dan Harga Per Satuan di Kabupaten Tapin, 2021  
**Table 5.5.8** Indicator of Fishery Production and Price per Unit in Tapin Regency, 2021

| Jenis Ikan<br><i>Kind of Fishes</i> | Satuan<br><i>Unit</i> | Produksi<br><i>Production</i> | Harga per<br>Satuan<br><i>Price per Unit</i> | Nilai<br><i>(Rp)</i> |
|-------------------------------------|-----------------------|-------------------------------|--|----------------------|
| (1)                                 | (2)                   | (3)                           | (4)  | (5)                  |
| <b>a Ikan Laut</b>                  |                       |                               |  |                      |
| <b>b Ikan Darat</b>                 |                       |                               |  |                      |
| 01. Jelawat                         | Ton                   | 375.56                        | Rp40 000.00                                  | Rp15 022 400.00      |
| 02. Lempam                          | Ton                   | -                             | -  | -                    |
| 03. Tawes                           | Ton                   | 22.54                         | Rp28 000.00                                  | Rp631 120.00         |
| 04. Jambal/Patin                    | Ton                   | 145.69                        | Rp20 000.00                                  | Rp2 913 800.00       |
| 05. Gabus/Haruan                    | Ton                   | 309.09                        | Rp37 000.00                                  | Rp11 436 330.00      |
| 06. Lais                            | Ton                   | 318.36                        | Rp25 000.00                                  | Rp7 959 000.00       |
| 07. Toman                           | Ton                   | 162.87                        | Rp30 000.00                                  | Rp4 886 100.00       |
| 08. Sepat Rawa                      | Ton                   | 391.66                        | Rp23 000.00                                  | Rp9 008 180.00       |
| 09. Tambakan                        | Ton                   | 151.82                        | Rp27 500.00                                  | Rp4 175 050.00       |
| 10. Belidah/Pipih                   | Ton                   | 383.28                        | Rp30 000.00                                  | Rp11 498 400.00      |
| 11. Lele                            | Ton                   | 62.08                         | Rp20 000.00                                  | Rp1 241 600.00       |
| 12. Ikan Lainnya                    | Ton                   | 121.87                        | Rp25 000.00                                  | Rp3 046 750.00       |
| 13. Udang Galah                     | Ton                   | 142.01                        | Rp50 000.00                                  | Rp7 100 500.00       |
| 14. Udang Tawar                     | Ton                   | -                             | -  | -                    |
| 15. Udang Lainnya                   | Ton                   | 10.4                          | Rp25 000.00                                  | Rp260 000.00         |
| 16. Baung                           | Ton                   | 541.21                        | Rp30 000.00                                  | Rp16 236 300.00      |
| 17. Betok                           | Ton                   | 345.59                        | Rp40 000.00                                  | Rp13 823 600.00      |
| 18. Sepat Siam                      | Ton                   | 373.94                        | Rp23 000.00                                  | Rp8 600 620.00       |

Sumber/Source: Dinas Perikanan Kabupaten Tapin/ Fisheries Service of Tapin Regency



**5.6 LAINNYA  
OTHERS**

**Tabel 5.6.1 Ketersediaan dan Konsumsi Bahan Pangan Menurut Komoditi di Kabupaten Tapin, 2021**  
*Availability and Consumption of Food by Commodity in Tapin Regency, 2021*

| Bahan Pangan<br><i>Food</i> | Produksi<br>(Ton) | Januari - Desember    |                   |                             |
|-----------------------------|-------------------|-----------------------|-------------------|-----------------------------|
|                             |                   | Ketersediaan<br>(Ton) | Konsumsi<br>(Ton) | Defisit<br>Surplus<br>(Ton) |
| (1)                         | (2)               | (3)                   | (4)               | (5)                         |
| 1. Beras                    | 258 363           | 249 759               | 18 183            | 231 576                     |
| 2. Jagung                   | 8 024             | 7 071                 | 153               | 6 918                       |
| 3. Kedelai                  | 0                 | 0                     | 1 030             | -1030                       |
| 4. Kacang Tanah             | 49                | 15                    | 38                | -23                         |
| 5. Kacang Hijau             | 8                 | 7                     | 19                | -12                         |
| 6. Ubi Kayu                 | 761               | 730                   | 1 660             | -930                        |
| 7. Ubi Jalar                | 165               | 145                   | 134               | 12                          |

Sumber/Source: Dinas Ketahanan Pangan Kabupten Tapin/*Food Security Agency of Tapin Regency*

**Tabel**  
**Table** 5.6.2**Dana Penguat Modal Lembaga Usaha Ekonomi Pedesaan  
(DPM-LUEP) Menurut Kecamatan di Kabupaten Tapin,  
2021**  
**Capital Strengthening Fund of Rural Economic Enterprises  
(DPM-LUEP) by Sub District in Tapin Regency, 2021**

| Kecamatan<br>Sub District | Kegiatan LUEP |               |
|---------------------------|---------------|---------------|
|                           | Jumlah        | DPM-LUEP (Rp) |
| (1)                       | (2)           | (3)           |
| 010 Binuang               | ...           | ...           |
| 011 Hatungun              | ...           | ...           |
| 020 Tapin Selatan         | ...           | ...           |
| 021 Salam Babaris         | ...           | ...           |
| 030 Tapin Tengah          | ...           | ...           |
| 040 Bungur                | ...           | ...           |
| 050 Piani                 | ...           | ...           |
| 060 Lokpaikat             | ...           | ...           |
| 070 Tapin Utara           | ...           | ...           |
| 080 Bakarangan            | ...           | ...           |
| 090 Candi Laras Selatan   | ...           | ...           |
| 100 Candi Laras Utara     | ...           | ...           |
| <b>Jumlah/Total</b>       | ...           | ...           |

Sumber/Source: Dinas Ketahanan Pangan Kabupten Tapin/Food Security Agency of Tapin Regency

**Tabel**  
**Table** 5.6.3

**Banyaknya Poktan menurut Kecamatan di Kabupaten Tapin, 2021**  
**Number of Farmer Groups by Sub District in Tapin Regency, 2021**

| Kecamatan<br>Sub District | Banyaknya |               |
|---------------------------|-----------|---------------|
|                           | (1)       | Poktan<br>(2) |
| 010 Benuang               |           | 65            |
| 011 Hatungun              |           | 62            |
| 020 Tapin Selatan         |           | 138           |
| 021 Salam Babaris         |           | 90            |
| 030 Tapin Tengah          |           | 172           |
| 040 Bungur                |           | 72            |
| 050 Piani                 |           | 59            |
| 060 Lokpaikat             |           | 75            |
| 070 Tapin Utara           |           | 94            |
| 080 Bakarangan            |           | 115           |
| 090 Candi Laras Selatan   |           | 115           |
| 100 Candi Laras Utara     |           | 183           |
| <b>Jumlah/Total</b>       |           | <b>1 315</b>  |

Sumber/Source: Dinas Pertanian Kabupten Tapin/ Agriculture Service of Tapin Regency

**Tabel**  
**Table** 5.6.3

**Banyaknya Poktan Wanita menurut Kecamatan di Kabupaten Tapin, 2021**  
*Number of Women Farmer Groups by Sub District in Tapin Regency, 2021*

| Kecamatan<br>Sub District | Banyaknya Menurut Jenis Kegiatan |                                      |
|---------------------------|----------------------------------|--------------------------------------|
|                           | Optimalisasi Pekarangan          | Pengembangan Pengolahan Pangan Lokal |
| (1)                       | (2)                              |                                      |
| 010 Benuang               | 2                                | -                                    |
| 011 Hatungun              | -                                | -                                    |
| 020 Tapin Selatan         | -                                | -                                    |
| 021 Salam Babaris         | -                                | -                                    |
| 030 Tapin Tengah          | 2                                | -                                    |
| 040 Bungur                | -                                | -                                    |
| 050 Piani                 | 1                                | -                                    |
| 060 Lokpaikat             | 1                                | -                                    |
| 070 Tapin Utara           | -                                | -                                    |
| 080 Bakarangan            | 3                                | -                                    |
| 090 Candi Laras Selatan   | 1                                | -                                    |
| 100 Candi Laras Utara     | 1                                | -                                    |
| <b>Jumlah/Total</b>       | <b>11</b>                        | <b>0</b>                             |

Sumber/Source: Dinas Ketahanan Pangan Kabupten Tapin/Food Security Agency of Tapin Regency

**Tabel 5.6.4 Pengembangan Pengolahan Pangan Lokal Menurut Kecamatan di Kabupaten Tapin, 2021**  
**Development of Local Food Processing by Syb District in Tapin Regency, 2021**

| Kecamatan<br>Sub District | Jumlah | Jenis Pangan Lokal   |
|---------------------------|--------|--|
| (1)                       | (2)    | (3)  |
| 010 Benuang               |        | Rimpi Pisang   |
| 011 Hatungun              |        | Emping Jahe, Serbuk Jahe, Ting-ting Jahe, Banana Chips, Instan Jahe  |
| 020 Tapin Selatan         |        | Keripik Pisang   |
| 021 Salam Babaris         |        | Jamur Crispy   |
| 030 Tapin Tengah          |        | Keripik Pisang, Keripik Singkong, Kue Semprit, Kue Satu Kacang Hijau   |
| 040 Bungur                |        | Bawnag Goreng  |
| 050 Piani                 |        | Kopi   |
| 060 Lokpaikat             |        | Keripik Gadung, Keripik Sukun, Keripik Pare, Keripik Terong, Keripik Pepaya, Ubi Ungu, Keripik Talas, Keripik Pisang |
| 070 Tapin Utara           |        | Kue Basah (Kalaka Sirang), Kue Basah (UKM Aliya), Kacang Jaruk   |
| 080 Bakarangan            |        | Keripik Ikan Haruan  |
| 090 Candi Laras Selatan   |        | Sepat Asin   |
| 100 Candi Laras Utara     |        | Sepat Asin   |
| <b>Jumlah/Total</b>       |        |  |

Sumber/Source: Dinas Pertanian Kabupten Tapin/ Agriculture Service of Tapin Regency

**Tabel**  
**Table** 5.6.5**Sebaran Kawasan Rumah Pangan Lestari (KRPL) / P2KP di Kabupaten Tapin, 2021**  
*Distribution of Sustainable Food Houses in Tapin Regency, 2021*

| <i>Kecamatan</i><br><i>Sub District</i> | 2019     | 2020     | 2021      |
|---|----------|----------|-----------|
| (1)                                     | (2)      | (3)      | (4)       |
| 010 Benuang                             | -        | 1        | 2         |
| 011 Hatungun                            | -        | -        | -         |
| 020 Tapin Selatan                       | -        | -        | -         |
| 021 Salam Babaris                       | -        | -        | -         |
| 030 Tapin Tengah                        | -        | 2        | 2         |
| 040 Bungur                              | -        | -        | -         |
| 050 Piani                               | -        | -        | 1         |
| 060 Lokpaikat                           | -        | -        | 1         |
| 070 Tapin Utara                         | -        | -        | -         |
| 080 Bakarangan                          | -        | 2        | 3         |
| 090 Candi Laras Selatan                 | 3        | 3        | 1         |
| 100 Candi Laras Utara                   | -        | 1        | 1         |
| <b>Jumlah/Total</b>                     | <b>3</b> | <b>9</b> | <b>11</b> |

Sumber/Source: Dinas Ketahanan Pangan Kabupten Tapin/*Food Security Agency of Tapin Regency*



# Bab

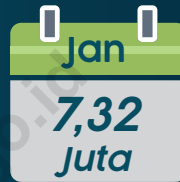

Chapter

# Pertambangan & Energi

Mining and Energy

# 6

## PRODUKSI LISTRIK KWH



Listrik Terjual  
**86.898.651 KWH**

## AIR YANG DISALURKAN TAHUN 2021

**4.195.876 m<sup>3</sup>**

Jumlah Pelanggan



**20.163**

Pelanggan







**PENJELASAN TEKNIS****TECHNICAL NOTES**

1. Pelanggan adalah individu atau kelompok, baik rumah tangga, perusahaan atau institusi non profit yang membeli air bersih dari perusahaan air bersih.
  2. Air disalurkan adalah volume air bersih dari perusahaan air bersih
1. *Customers are individuals or groups, whether household, company or non-profit institutions that buy water supply from water supply establishment.*
  2. *Distributed water is the volume of water supply from water supply establishment.*

<https://tapinkab.bps.go.id>

**ULASAN**

Jumlah unit usaha di sektor industri di Kabupaten Tapin tahun 2021 mengalami peningkatan sebesar 1,31 persen menjadi 7.216 unit usaha dibanding tahun 2020 yang sebanyak 7.123 unit usaha. Pada tahun 2021 kelompok industri di Kabupaten Tapin didominasi oleh Industri Kimia, Argo dan Hasil Hutan (IKAHH) yaitu sebanyak 6.260 unit usaha (86,75 persen).

Jumlah tenaga kerja yang terserap di Sektor Industri mencapai 14.050 pekerja di tahun 2021 sedikit mengalami peningkatan dibanding tahun 2020 sebanyak 13.911 pekerja.

Nilai investasi yang tersalur ke Sektor Industri mencapai 44.858,31 milyar rupiah di tahun 2021 atau meningkat sebesar 0,85 persen dibanding tahun sebelumnya.

Sedangkan nilai produksi Sektor Industri di 2021 mencapai 184,99 milyar atau meningkat 2,17 persen dibanding nilai produksi tahun 2020.

Jumlah produksi listrik PT PLN tahun 2021 di Kabupaten Tapin sebesar 93.369.813 dengan jumlah pelanggan sebanyak 61.766.

Jumlah pelanggan Perusahaan Daerah Air Minum (PDAM) di Kabupaten Tapin Tahun 2021 sebanyak 20.163 sementara jumlah air yang terjual sebanyak 4.372.447 M<sup>3</sup>.

**DESCRIPTION**

*The number of business units in the industrial sector in Tapin Regency in 2021 increased by 1,31 percent to 7.216 units compared to 2020 which was 7.123 business units. In 2021, industrial groups in Tapin Regency are dominated by Chemical Industry, Argo and Forest Products (IKAHH) of 6.260 units (86,75 percent).*

*The number of workers absorbed in the Industrial Sector reached 14.050 workers in 2021 slightly increased compared to the year 2020 of 13.911 workers.*

*The value of investments channeled to the Industrial Sector reached 44.858,31 billion rupiahs in 2021 or increased by 0,85 percent compared to the previous year.*

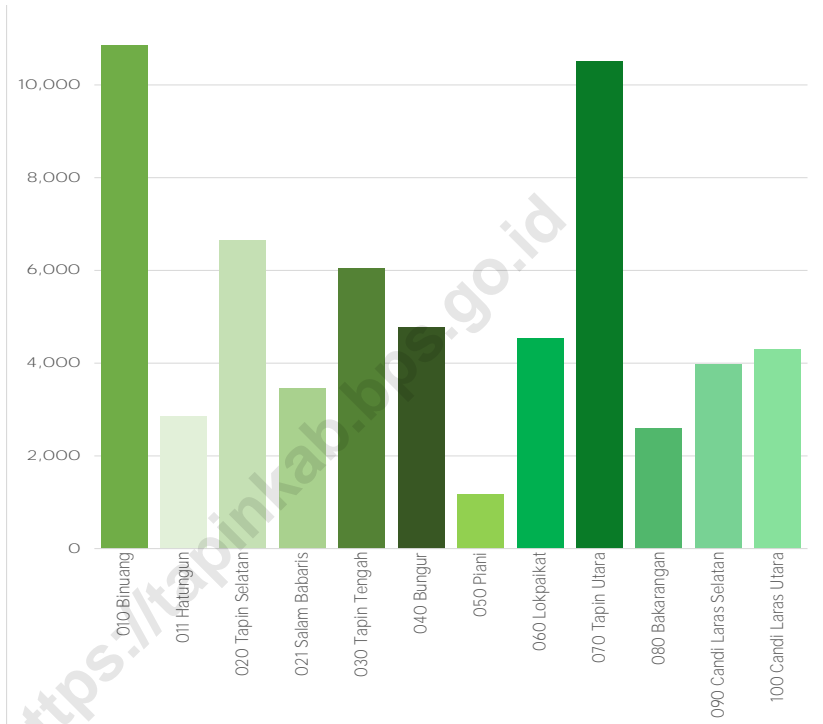
*While the production value of Industrial Sector in 2021 reached 184,99 billion or an increase of 2,17 percent compared to the production value in 2020.*

*The total electricity production of PT PLN in 2021 in Tapin district is 93.369.813 with 61.766 customers.*

*Number of customers of Water Supply Regional Enterprise of Tapin Regency in 2021 is 20.163 while total water sold is 4.372.447 M<sup>3</sup>.*

**Gambar** 6.1  
**Figures**

**Jumlah Pelanggan Listrik Menurut Kecamatan di Kabupaten Tapin, 2021**  
**Number of Electricity Customers by Sub District di Kabupaten Tapin, 2021**



Sumber/Source: PT PLN (Persero) Ranting Rantau/State Electricity Enterprise of Rantau

## 6.1 PERTAMBANGAN DAN ENERGI MINING AND ENERGY

**Tabel** 6.1.1 **Daya Terpasang, Produksi, dan Distribusi Listrik PT.PLN (Persero) pada Cabang/Ranting PLN Menurut Kecamatan di Kabupaten Tapin, 2021**  
*Installed Electricity Power, Production and Distribution of PLN (persero) at PLN Branch by Sub District in Tapin Regency, 2021*

| Bulan<br>Month      | Produksi<br>Listrik<br>Electricity<br>Production<br>(KWh) | Listrik<br>Terjual<br>Electricity<br>Sold<br>(KWh) | Susut/<br>Hilang<br>Shrinkage/<br>Lost<br>(KWh) |
|---------------------|---|--|---|
| (1)                 | (3)   | (4)  | (6)   |
| 01, Januari         | 7 317 853.57  | 7 855 322.20                                       | -537 468.63                                     |
| 02, Pebruari        | 6 982 349.90  | 6 764 844.00                                       | 217 505.90                                      |
| 03, Maret           | 7 799 169.76  | 5 314 512.83                                       | 2 484 656.93                                    |
| 04, April           | 7 919 591.59  | 7 225 497.00                                       | 694 094.59                                      |
| 05, Mei             | 8 200 700.75  | 8 435 350.20                                       | -234 649.45                                     |
| 06, Juni            | 7 920 657.03  | 7 682 416.97                                       | 238 240.06                                      |
| 07, Juli            | 7 974 476.96  | 7 112 613.00                                       | 861 863.96                                      |
| 08, Agustus         | 7 770 957.60  | 7 091 069.00                                       | 679 888.60                                      |
| 09, September       | 7 695 281.79  | 7 958 511.00                                       | -263 229.21                                     |
| 10, Oktober         | 8 265 211.14  | 7 439 436.00                                       | 825 775.14                                      |
| 11, Nopember        | 7 822 866.84  | 7 103 190.00                                       | 719 676.84                                      |
| 12, Desember        | 7 700 696.35  | 6 915 889.43                                       | 784 806.92                                      |
| <b>Jumlah/Total</b> | <b>93 369 813.28</b>                                      | <b>86 898 651.63</b>                               | <b>6 471 161.65</b>                             |

Sumber/Source: PT PLN (Persero) Ranting Rantau/State Electricity Enterprise of Rantau

**Tabel**  
**Table** 6.1.2**Jumlah Pelanggan Listrik Menurut Kecamatan di Kabupaten Tapin, 2018-2021**  
**Number of Electricity Costumers by Sub District di Kabupaten Tapin, 2018-2021**

| <i>Kecamatan<br/>Sub District</i> | 2018          | 2019          | 2020          | 2021          |
|-----------------------------------|---------------|---------------|---------------|---------------|
| (1)                               | (2)           | (3)           | (4)           | (5)           |
| 010 Binuang                       | 9 543         | 9 801         | 10 304        | 10 858        |
| 011 Hatungun                      | 2 488         | 2 535         | 2 732         | 2 855         |
| 020 Tapin Selatan                 | 5 937         | 6 136         | 6 357         | 6 660         |
| 021 Salam Babaris                 | 3 203         | 3 275         | 3 358         | 3 459         |
| 030 Tapin Tengah                  | 5 230         | 5 434         | 5 660         | 6 049         |
| 040 Bungur                        | 4 164         | 4 398         | 4 567         | 4 775         |
| 050 Piani                         | 991           | 1 070         | 1 115         | 1 169         |
| 060 Lokpaikat                     | 3 889         | 4 097         | 4 299         | 4 541         |
| 070 Tapin Utara                   | 9 382         | 9 769         | 10 083        | 10 518        |
| 080 Bakarangan                    | 2 280         | 2 379         | 2 428         | 2 595         |
| 090 Candi Laras Selatan           | 3 527         | 3 686         | 3 776         | 3 977         |
| 100 Candi Laras Utara             | 3 850         | 3 962         | 4 179         | 4 310         |
| <b>TAPIN</b>                      | <b>54 484</b> | <b>56 542</b> | <b>58 858</b> | <b>61 766</b> |

Sumber/Source: PT PLN (Persero) Ranting Rantau/State Electricity Enterprise of Rantau

**Tabel**  
**Table** 6.1.3**Banyaknya Pelanggan Listrik, Daya Terpasang dan Kwh yang Terjual Menurut Jenis Tarif di Kabupaten Tapin, 2021**  
**Number of Customer Electricity, Power Connected and Out Sold Kwh by Kind of Tariff di Kabupaten Tapin, 2021**

| Pelanggan<br>Customer | Jumlah Pelanggan | KWH terjual<br>Out Sold |
|-----------------------|------------------|-------------------------|
| (1)                   | (2)              | (3)                     |
| S1                    | 0                | 0                       |
| S2                    | 1 491            | 2 107 544               |
| S3                    | 1                | 888 764                 |
| R1                    | 25 178           | 33 315 875              |
| R1M                   | 16 395           | 19 717 329              |
| R2                    | 359              | 1 606 918               |
| R3                    | 28               | 785 655                 |
| B1                    | 1 248            | 2 419 457               |
| B2                    | 195              | 5 644 414               |
| B3                    | 2                | 5 029 000               |
| I1                    | 21               | 64 950                  |
| I2                    | 9                | 2 280 345               |
| I3                    | 8                | 12 214 320              |
| I4                    | 0                | 0                       |
| P1                    | 348              | 2 856 093               |
| P2                    | 0                | 0                       |
| P3                    | 175              | 1 882 523               |
| L                     | 7                | 140 529                 |
| <b>Jumlah/Total</b>   | <b>45 465</b>    | <b>90 953 717</b>       |

Sumber/Source: PT PLN (Persero) Ranting Rantau/State Electricity Enterprise of Rantau

**Tabel**  
**Table** 6.1.4**Banyaknya Desa/Kelurahan Yang Menerima Jasa Listrik PLN di Kabupaten Tapin, 2021**  
**Number of Customer Number of Village Receiving Electricity in Tapin Regency, 2021**

| <i>Kecamatan<br/>Sub District</i> | <i>Desa/ Kelurahan<br/>Village</i> | <i>Desa/ Kelurahan<br/>Berlistrik</i> | <i>Desa/Kelurahan<br/>Belum Berlistrik</i> |
|-----------------------------------|------------------------------------|---------------------------------------|--|
| (1)                               | (2)                                | (3)                                   | (4)  |
| 010. Benuang                      | 11                                 | 11                                    | -  |
| 011. Hatungun                     | 8                                  | 8                                     | -  |
| 020. Tapin Selatan                | 11                                 | 11                                    | -  |
| 021. Salam Babaris                | 6                                  | 6                                     | -  |
| 030. Tapin Tengah                 | 17                                 | 17                                    | -  |
| 040. Bungur                       | 12                                 | 12                                    | -  |
| 050. Piani                        | 8                                  | 8                                     | -  |
| 060. Lokpaikat                    | 9                                  | 9                                     | -  |
| 070. Tapin Utara                  | 16                                 | 16                                    | -  |
| 080. Bakarangan                   | 12                                 | 12                                    | -  |
| 090. Candi Laras Selatan          | 12                                 | 12                                    | -  |
| 100. Candi Laras Utara            | 13                                 | 13                                    | -  |
| <b>Jumlah/Total</b>               | <b>135</b>                         | <b>135</b>                            | <b>-</b>                                   |

Sumber/Source: PT PLN (Persero) Ranting Rantau/State Electricity Enterprise of Rantau



**Tabel**  
**Table 6.1.5****Jumlah Pelanggan Air yang Disalurkan Menurut Kecamatan di Kabupaten Tapin, 2021**  
**Number of Costumers and Distributed Water by Sub District in Tapin Regency, 2021**

| <i>Kecamatan<br/>Sub District</i> | <i>Pelanggan<br/>Number of<br/>Costumers</i> | <i>Air Disalurkan<br/>Distributed Water<br/>(m3)</i> | <i>Nilai<br/>Value<br/>(Rp)</i> |
|-----------------------------------|--|--|---------------------------------|
| (1)                               | (2)  | (3)  | (4)                             |
| 010 Binuang                       | 2 347  | 549 077  | 2 134 297 950                   |
| 011 Hatungun                      | 517  | 116 368  | 432 485 050                     |
| 020 Tapin Selatan                 | 1 042  | 171 243  | 659 709 400                     |
| 021 Salam Babaris                 | 775  | 119 857  | 439 774 900                     |
| 030 Tapin Tengah                  | 2 096  | 325 625  | 1 203 719 700                   |
| 040 Bungur                        | 1 659  | 400 571  | 1 746 953 400                   |
| 050 Piani                         | 579  | 73 605   | 264 759 700                     |
| 060 Lokpaikat                     | 561  | 99 826   | 371 462 450                     |
| 070 Tapin Utara                   | 8 770  | 2 229 056  | 8 651 929 800                   |
| 080 Bakarangan                    | 970  | 186 644  | 690 213 900                     |
| 090 Candi Laras Selatan           | 782  | 94 829   | 347 303 350                     |
| 100 Candi Laras Utara             | 65   | 5 746  | 20 485 150                      |
| <b>TAPIN</b>                      | <b>20 163</b>                                | <b>4 372 447</b>                                     | <b>16 963 094 750</b>           |

Catatan : Jumlah pelanggan ayang aktif sebesar 20.045 pelanggan

Sumber/Source: PDAM Kabupaten Tapin/ Water Supply Regional Enterprise of Tapin Regenc

**Tabel**  
**Table 6.1.6****Banyaknya Pelanggan Air Minum Menurut Jenis Pelanggan di Kabupaten Tapin, 2021**  
**Number of Water Supply Consumers by Kind of Customers in Tapin Regency, 2021**

| <i>Kecamatan<br/>Sub District</i> | <i>Sosial/<br/>KU/HU</i> | <i>Non Niaga</i> | <i>Niaga Umum</i> | <i>Niaga Khusus</i> | <i>Jumlah</i> |
|-----------------------------------|--------------------------|------------------|-------------------|---------------------|---------------|
| (1)                               | (2)                      | (3)              | (4)               | (5)                 | (6)           |
| 010 Benuang                       | 41                       | 2 249            | 57                | 0                   | 2 347         |
| 011 Hatungun                      | 23                       | 492              | 2                 | 0                   | 517           |
| 020 Tapin Selatan                 | 40                       | 994              | 7                 | 1                   | 1 042         |
| 021 Salam Babaris                 | 30                       | 733              | 12                | 0                   | 775           |
| 030 Tapin Tengah                  | 39                       | 2 056            | 1                 | 0                   | 2 096         |
| 040 Bungur                        | 37                       | 1 512            | 110               | 0                   | 1 659         |
| 050 Piani                         | 10                       | 568              | 1                 | 0                   | 579           |
| 060 Lokpaikat                     | 8                        | 553              | 0                 | 0                   | 561           |
| 070 Tapin Utara                   | 187                      | 7 636            | 944               | 3                   | 8 770         |
| 080 Bakarangan                    | 52                       | 918              | 0                 | 0                   | 970           |
| 090 Candi Laras Selatan           | 23                       | 756              | 3                 | 0                   | 782           |
| 100 Candi Laras Utara             | 8                        | 57               | 0                 | 0                   | 65            |
| <b>TAPIN</b>                      | <b>498</b>               | <b>18 524</b>    | <b>1137</b>       | <b>4</b>            | <b>20 163</b> |

Sumber/Source: PDAM Kabupaten Tapin/ Water Supply Regional Enterprise of Tapin Regency

**Tabel**  
**Table 6.1.7****Distribusi Air Minum Menurut Jenis Pelanggan dan Kecamatan di Kabupaten Tapin, 2021**  
***Distribution of Water Supply by Customers and Sub District in Tapin Regency, 2021***

| <i>Kecamatan<br/>Sub District</i> | <i>Sosial/<br/>KU/HU</i> | <i>Non Niaga</i> | <i>Niaga Umum</i> | <i>Niaga Khusus</i> | <i>Jumlah</i>    |
|-----------------------------------|--------------------------|------------------|-------------------|---------------------|------------------|
| (1)                               | (2)                      | (3)              | (4)               | (5)                 | (6)              |
| 010 Benuang                       | 11 835                   | 504 003          | 33 239            | -                   | 549 077          |
| 011 Hatungun                      | 7 088                    | 109 230          | 50                | -                   | 116 368          |
| 020 Tapin Selatan                 | 9 045                    | 157 319          | 1 384             | 3 495               | 171 243          |
| 021 Salam Babaris                 | 6 111                    | 110 565          | 3 181             | -                   | 119 857          |
| 030 Tapin Tengah                  | 4 915                    | 320 626          | 84                | -                   | 325 625          |
| 040 Bungur                        | 10 278                   | 364 071          | 36 338            | -                   | 410 687          |
| 050 Piani                         | 925                      | 72 651           | 29                | -                   | 73 605           |
| 060 Lokpaikat                     | 902                      | 98 924           | -                 | -                   | 99 826           |
| 070 Tapin Utara                   | 78 251                   | 1 829 887        | 296 287           | 14 515              | 2 218 940        |
| 080 Bakarangan                    | 11 332                   | 175 312          | -                 | -                   | 186 644          |
| 090 Candi Laras Selatan           | 3 523                    | 91 090           | 216               | -                   | 94 829           |
| 100 Candi Laras Utara             | 429                      | 5 317            | -                 | -                   | 5 746            |
| <b>TAPIN</b>                      | <b>144 634</b>           | <b>3 838 995</b> | <b>370 808</b>    | <b>18 010</b>       | <b>4 372 447</b> |

Sumber/Source: PDAM Kabupaten Tapin/ *Water Supply Regional Enterprise of Tapin Regency*

**Tabel**  
**Table 6.1.8****Banyaknya Pelanggan, Produksi, dan penggunaan Air Minum Menurut Bulan di Kabupaten Tapin, 2021**  
**Number of Consumers, Production, and Use of Water Supply by Month in Tapin Regency, 2021**

| Kecamatan<br>Sub District | Langganan<br>Consumers | Produksi<br>Production (m3) | Terjual<br>Sold  |
|---------------------------|------------------------|-----------------------------|------------------|
| (1)                       | (2)                    | (3)                         | (4)              |
| 01. Januari               | 18 957                 | 460 062                     | 351 623          |
| 02. Pebruari              | 18 969                 | 449 125                     | 349 297          |
| 03. Maret                 | 19 128                 | 444 434                     | 331 955          |
| 04. April                 | 19 131                 | 486 536                     | 368 657          |
| 05. Mei                   | 19 133                 | 521 604                     | 382 640          |
| 06. Juni                  | 19 161                 | 501 512                     | 365 517          |
| 07. Juli                  | 19 145                 | 476 201                     | 358 593          |
| 08. Agustus               | 19 199                 | 500 368                     | 384 680          |
| 09. Sepetember            | 19 529                 | 475 063                     | 361 286          |
| 10. Oktober               | 19 999                 | 472 468                     | 370 486          |
| 11. Nopember              | 19 997                 | 488 318                     | 383 416          |
| 12. Desember              | 20 163                 | 471 787                     | 364 297          |
| <b>TAPIN</b>              | <b>20 163</b>          | <b>5 747 478</b>            | <b>4 372 447</b> |

Sumber/Source: PDAM Kabupaten Tapin/ Water Supply Regional Enterprise of Tapin Regency

**Tabel** 6.1.9 **Banyaknya Langgan Air Minum dan yang Terjual Menurut Jenis Pelanggan di Kabupaten Tapin, 2021**  
**Number of Water Supply Consumers and Out Sold by Kind of Customers in Tapin Regency, 2021**

| <i>Jenis Pelanggan</i><br><i>Kind of Customers</i> | <i>Pelanggan</i><br><i>Customers</i> | <i>Yang Terjual</i><br><i>Out Sold</i> |
|--|--------------------------------------|--|
| (1)  | (2)                                  | (3)                                    |
| 1. Sosial (K1)                                     | 498                                  | 144 634                                |
| 2. Non Niaga (k2)                                  | 18 524                               | 3 838 995                              |
| 3. Niaga Umum (K3)                                 | 1 137                                | 370 808                                |
| 4. Niaga Khusus (K4)                               | 4                                    | 18 010                                 |
| 5. Lain-lain/Mobil Tangki Air                      | -                                    | -                                      |
| <b>Jumlah/Total</b>                                | <b>20 163</b>                        | <b>4 372 447</b>                       |

Sumber/Source: PDAM Kabupaten Tapin/ Water Supply Regional Enterprise of Tapin Regency

**Tabel**  
**Table** 6.1.10**Banyaknya Desa yang Sudah dan Belum Memperoleh Aliran Air Bersih dari PDAM di Kabupaten Tapin, 2021**  
**Number of Villages Already and Not Yet Gained Water Supply from PDAM in Tapin Regency, 2021**

| <b>Kecamatan</b><br><b>Sub District</b> | <b>Desa yang sudah Teraliri</b><br><b>Village have got water Supply</b> | <b>Desa yang belum Teraliri</b><br><b>Village have not get water Supply</b> |
|---|---|---|
| (1)                                     | (2)   | (3)   |
| 010 Benuang                             | 6   | 5   |
| 011 Hatungun                            | 4   | 4   |
| 020 Tapin Selatan                       | 10  | -   |
| 021 Salam Babaris                       | 4   | 3   |
| 030 Tapin Tengah                        | 17  | -   |
| 040 Bungur                              | 6   | 6   |
| 050 Piani                               | 2   | 6   |
| 060 Lokpaikat                           | 4   | 5   |
| 070 Tapin Utara                         | 16  | -   |
| 080 Bakarangan                          | 10  | 2   |
| 090 Candi Laras Selatan                 | 9   | 3   |
| 100 Candi Laras Utara                   | 2   | 11  |
| <b>Jumlah/Total</b>                     | <b>90</b>   | <b>45</b>   |

Sumber/Source: PDAM Kabupaten Tapin/ Water Supply Regional Enterprise of Tapin Regency

## 6.2 INDUSTRI INDUSTRY

**Tabel** 6.2.1 **Perkembangan Jumlah Unit Usaha Di Sektor Industri dan Laju Pertumbuhan Menurut Kelompok di Kabupaten Tapin, 2020-2021**  
*Trend of Establishment Number and Growth by Industrial Group in Tapin Regency, 2020-2021*

| <i>Kelompok Industri<br/>Industrial Group</i>    | <i>Unit Usaha<br/>Establishment</i> |              | <i>Laju Pertumbuhan<br/>Growth<br/>(%)</i> |
|--|-------------------------------------|--------------|--|
|  | <i>2020</i>                         | <i>2021</i>  |  |
| <i>(1)</i>                                       | <i>(2)</i>                          | <i>(3)</i>   | <i>(4)</i>                                 |
| 1. Industri Kimia, Argo dan Hasil Hutan (IKAHH)  | 6 225                               | 6 260        | 0.56                                       |
| 2. Industri Logam, Elektronika dan Aneka (ILMEA) | 898                                 | 956          | 6.46                                       |
| <b>Jumlah/Total</b>                              | <b>7 123</b>                        | <b>7 216</b> | <b>1.31</b>                                |

Sumber/Source: Dinas Perindustrian dan Koperasi Kabupaten Tapin/ *Industry and Cooperative Service of Tapin Regency*

**Tabel**  
**Table** 6.2.2**Perkembangan Penyerapan Tenaga Kerja Di sektor Industri dan Laju Pertumbuhan Menurut Kelompok Industri di Kabupaten Tapin, 2020-2021**  
*Trend of Industrial Employment and Growth by Industry Group in Tapin Regency, 2020-2021*

| Kelompok Industri<br><i>Industrial Group</i>     | Tenaga Kerja<br><i>Employment</i> |               | Laju Pertumbuhan<br><i>Growth (%)</i> |
|--|-----------------------------------|---------------|---------------------------------------|
|  | 2020                              | 2021          |                                       |
| (1)  | (2)                               | (3)           | (4)                                   |
| 1. Industri Kimia, Argo dan Hasil Hutan (IKAHH)  | 12 330                            | 12 400        | 0.57                                  |
| 2. Industri Logam, Elektronika dan Aneka (ILMEA) | 1 581                             | 1 650         | 4.36                                  |
| <b>Jumlah/Total</b>                              | <b>13 911</b>                     | <b>14 050</b> | <b>1.00</b>                           |

Sumber/Source: Dinas Perindustrian dan Koperasi Kabupaten Tapin/ *Industry and Cooperative Service of Tapin Regency*



**Tabel**  
**Table** 6.2.3**Perkembangan Nilai Investasi Serta Laju Pertumbuhannya Menurut Kelompok Industri di Kabupaten Tapin, 2020-2021**  
*Trend of Investment and Growth by Industrial Group in Tapin Regency, 2020-2021*

| Kelompok Industri<br>Industrial Group            | Investasi<br>Investment Value<br>(Rp 000) |                   | Laju Pertumbuhan<br>Growth<br>(%) |
|--|---|-------------------|-----------------------------------|
|  | 2020                                      | 2021              |                                   |
| (1)  | (2)                                       | (3)               | (4)                               |
| 1. Industri Kimia, Argo dan Hasil Hutan (IKAHH)  | 34 398 973                                | 34 588 528        | 0.55                              |
| 2. Industri Logam, Elektronika dan Aneka (ILMEA) | 10 081 169                                | 10 269 779        | 1.87                              |
| <b>Jumlah/Total</b>                              | <b>44 480 142</b>                         | <b>44 858 307</b> | <b>0.85</b>                       |

Sumber/Source: Dinas Perindustrian dan Koperasi Kabupaten Tapin/ Industry and Cooperative Service of Tapin Regency

**Tabel**  
**Table** 6.2.4**Perkembangan Nilai Produksi Serta Laju  
Pertumbuhannya Menurut Kelompok Industri di  
Kabupaten Tapin, 2020-2021**  
*Trend of Production Value and Growth by Industrial Group  
in Tapin Regency, 2020-2021*

| Kelompok Industri<br><i>Industrial Group</i>        | Nilai Produksi<br><i>Productin Value</i><br>(Rp.000) |                    | Laju Pertumbuhan<br><i>Growth</i><br>(%) |
|---|--|--------------------|--|
|   | 2020   | 2021               |  |
| (1)   | (2)  | (3)                | (4)                                      |
| 1. Industri Kimia, Argo dan Hasil Hutan<br>(IKAHH)  | 136 100 916  | 139 265 391        | 2.33                                     |
| 2. Industri Logam, Elektronika dan<br>Aneka (ILMEA) | 44 961 662   | 45 720 862         | 1.69                                     |
| <b>Jumlah/Total</b>                                 | <b>181 062 578</b>                                   | <b>184 986 253</b> | <b>2.17</b>                              |

Catatan/Note: Perubahan data tahun 2018 akibat sinkronisasi data di Dinas Perindustrian

Sumber/Source: Dinas Perindustrian dan Koperasi Kabupaten Tapin/ *Industry and Cooperative Service of Tapin Regency*

**Tabel**  
**Table** 6.2.5**Perkembangan Nilai Bahan Baku Serta Laju Pertumbuhan Menurut Kelompok Industri di Kabupaten Tapin, 2020-2021**  
*Trend of Raw Material Value in Industry Sector and Growth by Industrial Group in Tapin Regency, 2020-2021*

| Kelompok Industri<br><i>Industrial Group</i>     | Nilai Bahan Baku<br><i>Material Value</i> |                   | Laju Pertumbuhan<br><i>Growth (%)</i> |
|--|---|-------------------|---------------------------------------|
|  | 2020                                      | 2021              |                                       |
| (1)  | (2)                                       | (3)               | (4)                                   |
| 1. Industri Kimia, Argo dan Hasil Hutan (IKAHH)  | 85 551 258                                | 85 616 390        | 0.08                                  |
| 2. Industri Logam, Elektronika dan Aneka (ILMEA) | 13 731 224                                | 14 075 449        | 2.51                                  |
| <b>Jumlah/Total</b>                              | <b>99 282 482</b>                         | <b>99 691 839</b> | <b>0.41</b>                           |

Sumber/Source: Dinas Perindustrian dan Koperasi Kabupaten Tapin/ *Industry and Cooperative Service of Tapin Regency*

**Tabel**  
**Table** 6.2.6**Perkembangan Kapasitas Produksi Serta Laju  
Pertumbuhan di Kabupaten Tapin, 2014-2021**  
*Trend of Production Capacity and Growth in Tapin Regency,  
2014-2021*

| Tahun<br>Year | Kapasitas Produksi<br>Production Capacity | Laju Pertumbuhan<br>Growth<br>(%) |
|---------------|---|-----------------------------------|
| (1)           | (2)                                       | (3)                               |
| 2014          | 2 469 027                                 |                                   |
| 2015          | 2 482 652                                 | 0,55                              |
| 2016          | 2 507 478                                 | 1,00                              |
| 2017          | 2 578 164                                 | 2,82                              |
| 2018          | 2 620 670                                 | 1,65                              |
| 2019          | 15 356 035                                | 485,96                            |
| 2020          | 18 464 140                                | 20,24                             |
| 2021          | 18 796 115                                | 1,80                              |

Sumber/Source: Dinas Perindustrian dan Koperasi Kabupaten Tapin/ *Industry and Cooperative Service of Tapin Regency*

**Tabel**  
**Table** 6.2.7

**Jumlah Muatan Usaha Sentra Industri Mikro dan Kecil di Kabupaten Tapin, 2021**  
**Number of Business Capacity of Small and Medium Industry Center in Tapin Regency, 2021**

| Kecamatan                  | Nama Sentra IMK           | Produk Utama                                      | Jumlah Muatan Usaha |
|----------------------------|---------------------------|---|---------------------|
| (1)                        | (2)                       | (3)   |                     |
| <b>Candi Laras Selatan</b> |                           |   |                     |
| Desa Baringin A            | Ind. Anyaman dari purun   | Tas,tikar,topi dll                                | ...                 |
| Desa Marampiau Hilir       |                           |   | ...                 |
| Desa Marampiau Hulu        |                           |   | ...                 |
| Desa Pebaungan Hilir       |                           |   | ...                 |
| Desa Pebaungan Hulu        |                           |   | ...                 |
| Desa Pebaungan Pantai      |                           |   | ...                 |
| Desa Sungai Rutas Hilir    |                           |   | ...                 |
| Desa Sungai Rutas Hulu     |                           |   | ...                 |
| Desa Baulin                | Ind. Anyaman dari rotan   | Tas,kipas,tempat buah,tempat sampah,keranjang dll | ...                 |
| Desa Baringin A            |                           |   | ...                 |
| Desa Baringin B            |                           |   | ...                 |
| Desa Candi Laras           |                           |   | ...                 |
| Desa Margasari Hulu        | Ind. Anyaman dari jangang | Kopiah,topi dll                                   | ...                 |
| Desa Baringin A            |                           |   | ...                 |
| Desa Baringin B            |                           |   | ...                 |
| Desa Margasari Hulu        |                           |   | ...                 |

Sumber/Source: Dinas Perindustrian dan Koperasi Kabupaten Tapin/ Industry and Cooperative Service of Tapin Regency

# Bab Pariwisata

Chapter

Tourism

## 7

### BEBERAPA TUJUAN WISATA KABUPATEN TAPIN

Terdapat beberapa tempat wisata yang biasanya dikunjungi di Kabupaten Tapin, diantaranya

Masjid Baiturahman



Situs Candi Laras



Bendungan Piani



Jembatan Margasari,  
Candi Laras Utara



Makam Datu Muning



Makam Datu  
Gadung



Makam Datu Nuraya



Makam Datu Sanggul



Masjid Raya Nurul Falah  
Rantau Kiwa, Tapin Utara




Makam Ustad  
Ahmad Dahlan



Makam Datu Tambal  
Tungkap, Binuang

Goa Batu Hapu,  
Hatungun



Makam Datu Suban



### JUMLAH WISATAWAN KABUPATEN TAPIN

#### Wisatawan Nusantara (Wisnus)

Ada sebanyak 843.635 wisatawan nusantara. Angka ini meningkat jika dibandingkan tahun sebelumnya sebanyak 827.016 wisnus.

#### Wisatawan Mancanegara (Wisman)

Tidak ada wisatawan mancanegara. Angka ini menurun jika dibandingkan tahun sebelumnya sebanyak 4 juta wisman.





**PENJELASAN TEKNIS****TECHNICAL NOTES**

1. Wisatawan mancanegara (wisman) ialah setiap pengunjung yang mengunjungi suatu negara di luar tempat tinggalnya, didorong oleh satu atau beberapa keperluan tanpa bermaksud memperoleh penghasilan di tempat yang dikunjungi dan lamanya kunjungan tersebut tidak lebih dari satu tahun (12 bulan). Definisi ini mencakup 2 (dua) kategori wisatawan mancanegara, yaitu :
  - a. Wisatawan (turis) ialah setiap pengunjung seperti definisi di atas yang tinggal paling sedikit 24 jam, akan tetapi tidak lebih dari 1 (satu) tahun di tempat yang dikunjungi, dengan maksud antara lain: berlibur, rekreasi, olah raga, bisnis, menghadiri pertemuan, studi, dan kunjungan dengan alasan kesehatan.
  - b. Excursionist ialah setiap pengunjung seperti definisi di atas yang tinggal kurang dari 24 jam di tempat yang dikunjungi (termasuk "Cruise passengers"). Cruise Passengers ialah setiap pengunjung yang tiba di suatu negara di mana mereka tidak menginap di akomodasi yang tersedia di negara tersebut, misalnya dengan kapal laut.
2. Rata-rata lama tinggal adalah rata-rata waktu tinggal wisatawan mancanegara di Indonesia untuk
  1. *An International Visitor is any person visiting a country other than his usual place of residence for any reason other than for earning income in the country visited, and the length of stay is no more than one year (12 months). This definition covers two categories of foreign visitors, namely:*
    - a. *"Tourist" is any visitor staying for at least 24 hours, but no more than one year, in the country visited, with the intention of visiting, and for any of these purposes: Pleasure, recreation and sports, Business, visiting friends and relatives, missions, attending meetings, conferences, visit for health reasons and study.*
    - b. *"Excursionist" is any visitor staying less than 24 hours in the country visited in Candi Laras Utarading, "Cruise Passengers", i.e. visitors arriving in a country without staying in any accommodation available in the visited country.*
  2. *Average length of stay is the average stay duration of foreign visitor in Indonesia for one trip.*
  3. *The business of providing accommodation is a business that provides specialty services that can be equipped with other tourism services. It in Candi Laras Utarades hotel, villa, cottage, camping, caravan stop, and other*



satu kali kunjungan.

3. Usaha penyediaan akomodasi adalah usaha yang menyediakan pelayanan penginapan yang dapat dilengkapi dengan pelayanan pariwisata lainnya. Usaha penyediaan akomodasi dapat berupa hotel, vila, pondok wisata, bumi perkemahan, persinggahan karavan, dan akomodasi lainnya yang digunakan untuk tujuan pariwisata.
4. Hotel adalah penyediaan akomodasi secara harian berupa kamar-kamar di dalam satu bangunan yang dapat dilengkapi dengan jasa pelayanan makan dan minum, kegiatan hiburan dan atau fasilitas lainnya. Hotel terdiri dari hotel berbintang dan hotel non- bintang.
5. Hotel bintang adalah usaha penyediaan jasa pelayanan penginapan, makan minum serta jasa lainnya bagi umum dengan menggunakan sebagian atau seluruh bangunan. Usaha ini dikelola secara komersial serta memenuhi ketentuan persyaratan sebagai hotel bintang (termasuk berlian) yang ditetapkan dalam surat keputusan instansi yang membinanya. Misalnya hotel bintang lima, hotel bintang empat dan seterusnya.
6. Tingkat penghunian kamar hotel *accommodation that are used for tourism purposes.*
4. *Hotel is a daily supply of accommodation rooms within a building which can be equipped with eating and drinking services, entertainment activities and/or other facilities. Hotel consists of a classified hotel and a non-classified hotel.*
5. *A star hotel is the business of providing an accommodation, eating and drinking as well as other services for the public by using a building or a part of a building. It is managed commercially and meets specified requirements as a star hotel (in Candi Laras Utarading diamonds) set forth in the decree of fostering agency. For example, five star hotel, four star hotel, and so on.*
6. *Room occupancy rate is the number of room-nights occupied divided by the number of room-nights available, multiplied by 100 percent.*
7. *Average length of stay is the number of bed-nights used (guest night) divided by the number of guests coming to spend the night at the accommodation.*

adalah persentase banyaknya malam kamar yang dihuni terhadap banyaknya malam kamar yang tersedia.

7. Rata-rata lamanya tamu menginap adalah banyaknya malam tempat tidur yang terpakai (malam tamu) dengan banyaknya tamu yang menginap di hotel atau akomodasi lainnya.

<https://tapinkab.bps.go.id>

**ULASAN**

Jumlah fasilitas akomodasi hotel/losmen yang tersedia di Kabupaten Tapin sampai dengan 2021 ada sebanyak 10 hotel/losmen dengan jumlah kamar sebanyak 107 buah. Lokasinya sebagian besar berada di Kecamatan Tapin Utara.

Restoran/Rumah Makan yang tercatat di Instansi Pemerintah Daerah sebanyak 94 buah yang sebagian besar berada di Kecamatan Tapin Utara sebanyak 68 buah.

Kabupaten Tapin dikenal dengan wisata religiusnya yang menjadi daya Tarik. Banyak situs dan makam tokoh agama di Kabupaten Tapin dan tersebar di 6 Kecamatan (Tapin Selatan, Tapin Utara, Bakarangan, CLS, CLU dan Lokpaikat) yakni sekitar 28 buah

**DESCRIPTION**

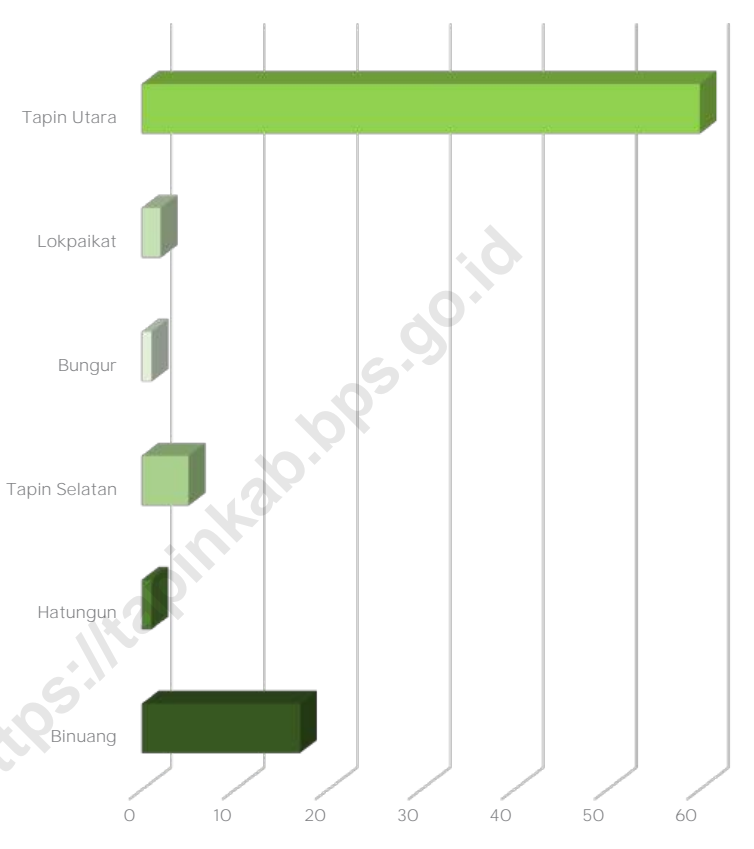
*Number of accommodation facilities hotel/inn available in Tapin Regency until 2021 were 10 hotels/Inns with number of rooms were 107 rooms. The hotels were mostly located in Tapin Utara Sub-District.*

*Restaurants listed in Local Government Agencies are 94 unit that are mostly located in Tapin Utara Sub-District which are 68 units.*

*Tapin Regency is known for its religious tourism which is an attraction to public. There are many sites and graves of religious leaders in Tapin Regency and are spread in 6 Districts (Tapin Selatan, Tapin Utara, Bakarangan, CLS, CLU and Lokpaikat) which are around 28 units.*

**Gambar** 7.1  
**Figures**

**Jumlah Rumah Makan/Restoran Menurut Kecamatan in Kabupaten Tapin, 2021**  
**Number of Restaurants By Sub District in Tapin Regency, 2021**



Sumber/Source: Dinas Kebudayaan dan Pariwisata Kabupaten Tapin/ Cultural and Tourism Service of Tapin Regency

**Tabel**  
**Table** 7.1**Jumlah Wisatawan Mancanegara dan Domestik di Kabupaten Tapin, 2012-2021**  
**Number of International and Domestic Visitors in Tapin Regency, 2012-2021**

| Tahun<br>Year | Wisatawan<br>Visitors        |                      | Jumlah<br>Total |
|---------------|------------------------------|----------------------|-----------------|
|               | Mancanegara<br>International | Domestik<br>Domestic |                 |
| (1)           | (2)                          | (3)                  | (4)             |
| 2012          | 113                          | 343 434              | 343 567         |
| 2013          | 121                          | 362 442              | 362 563         |
| 2014          | 127                          | 362 352              | 362 479         |
| 2015          | 136                          | 428 526              | 428 662         |
| 2016          | 150                          | 464 425              | 464 575         |
| 2017          | 167                          | 883 277              | 883 444         |
| 2018          | 170                          | 1 535 961            | 1 536 131       |
| 2019          | 786                          | 1 863 604            | 1 864 390       |
| 2020          | 4                            | 827 012              | 827 016         |
| 2021          | -                            | 843 635              | 843 635         |

Sumber/Source: Dinas Kebudayaan dan Pariwisata Kabupaten Tapin/ *Cultural and Tourism Service of Tapin Regency*

**Tabel**  
**Table 7.2****Tingkat Kunjungan Wisatawan Nusantara pada Objek  
Wisata di Kabupaten Tapin, 2021**  
*Number of Domestic Visitors on Tourist Attraction in Tapin  
Regency, 2021*

| Bulan<br>Month             | Datu<br>Nuraya | Datu<br>Sanggul | Datu Suban    | Datu<br>Muning | Datu Qabul    | Makam<br>Syech<br>Salman<br>Al-Farisi |
|----------------------------|----------------|-----------------|---------------|----------------|---------------|---------------------------------------|
| (1)                        | (2)            | (3)             | (4)           | (5)            | (6)           | (7)                                   |
| 01 Januari/<br>January     | 3 520          | 11 456          | 3 010         | 450            | 1 270         | -                                     |
| 02 Pebruari/<br>February   | 4 615          | 5 784           | 4 414         | 355            | 1 050         | -                                     |
| 03 Maret/ March            | 5 010          | 16 715          | 6 010         | 416            | 1 500         | -                                     |
| 04 April/ April            | 10 506         | 13 125          | 5 367         | 226            | 1 300         | -                                     |
| 05 Mei/ May                | 11 620         | 26 315          | 9 850         | 616            | 3 200         | 655                                   |
| 06 Juni/ June              | 10 540         | 21 902          | 10 160        | 1 315          | 5 400         | 410                                   |
| 07 Juli/ July              | 12 750         | 14 013          | 11 610        | 1 381          | 4 200         | 3 571                                 |
| 08 Agustus/<br>August      | 11 670         | 12 197          | 10 505        | 1 200          | 600           | -                                     |
| 09 September/<br>September | 10 860         | 14 429          | 1 650         | 1 680          | 10 500        | -                                     |
| 10 Oktober/<br>October     | 11 950         | 7 017           | 1 720         | 937            | 15 000        | -                                     |
| 11 Nopember/<br>November   | 13 060         | 11 997          | 2 130         | 765            | 15 000        | 1 937                                 |
| 12 Desember/<br>December   | 11 840         | 18 591          | 2 340         | 814            | 15 200        | 2 622                                 |
| <b>Jumlah/Total</b>        | <b>117 941</b> | <b>173 541</b>  | <b>68 766</b> | <b>10 155</b>  | <b>74 220</b> | <b>9 195</b>                          |

Lanjutan Tabel/Continued Table 7.2

| <i>Bulan<br/>Month</i>            | <b>Situs<br/>Candi<br/>Laras</b> | <b>Makam H.<br/>Muhammad<br/>(Datu<br/>Batalas)</b> | <b>Makam<br/>KH Abdul<br/>Karim</b> | <b>Gua Batu<br/>Hapu</b> | <b>Gua<br/>Baramban</b> | <b>Taman<br/>Basimban</b> | <b>Danau<br/>Hatiwin</b> |
|-----------------------------------|----------------------------------|---|-------------------------------------|--------------------------|-------------------------|---------------------------|--------------------------|
| (1)                               | (8)                              | (9)   | (10)                                | (11)                     | (12)                    | (13)                      | (14)                     |
| 01 Januari/<br><i>January</i>     | 4 017                            | 45  | 35                                  | -                        | -                       | -                         | -                        |
| 02 Pebruari/<br><i>February</i>   | 5 170                            | 65  | 23                                  | -                        | -                       | -                         | -                        |
| 03 Maret/<br><i>March</i>         | 9 498                            | 33  | 15                                  | -                        | -                       | -                         | -                        |
| 04 April/<br><i>April</i>         | 7 336                            | 60  | 10                                  | -                        | -                       | -                         | -                        |
| 05 Mei/<br><i>May</i>             | 537                              | 27  | 65                                  | -                        | -                       | -                         | -                        |
| 06 Juni/<br><i>June</i>           | 608                              | 185   | 37                                  | -                        | -                       | -                         | -                        |
| 07 Juli/<br><i>July</i>           | 5 400                            | 160   | -                                   | -                        | -                       | -                         | -                        |
| 08 Agustus/<br><i>August</i>      | 5 250                            | 55  | -                                   | -                        | -                       | -                         | -                        |
| 09 September/<br><i>September</i> | 4 950                            | -   | -                                   | -                        | -                       | -                         | -                        |
| 10 Oktober/<br><i>October</i>     | -                                | 91  | 75                                  | 254                      | -                       | 523                       | -                        |
| 11 Nopember/<br><i>November</i>   | -                                | 75  | 67                                  | 213                      | -                       | 485                       | -                        |
| 12 Desember/<br><i>December</i>   | -                                | 150   | 49                                  | 321                      | -                       | 729                       | 265                      |
| <b>Jumlah/Total</b>               | <b>42 766</b>                    | <b>946</b>  | <b>376</b>                          | <b>788</b>               | <b>0</b>                | <b>1 737</b>              | <b>265</b>               |

Lanjutan Tabel/*Continued Table 7.2*

| <i>Bulan<br/>Month</i>            | Masjid Al<br>Mukar<br>ramah | Rumah<br>Adat Banjar | Makam<br>Pahlawan<br>Tasan Panyi | Makam<br>Datu<br>Syarifah<br>Aminah | Makam<br>Nursitiwana | Makam H<br>Muhammad<br>Sa'ad |
|-----------------------------------|-----------------------------|----------------------|----------------------------------|-------------------------------------|----------------------|------------------------------|
| (1)                               | (15)                        | (16)                 | (17)                             | (18)                                | (19)                 | (20)                         |
| 01 Januari/<br><i>January</i>     | -                           | 324                  | -                                | -                                   | 70                   | -                            |
| 02 Pebruari/<br><i>February</i>   | -                           | 311                  | -                                | -                                   | 17                   | -                            |
| 03 Maret/ <i>March</i>            | -                           | 328                  | -                                | -                                   | 29                   | -                            |
| 04 April/ <i>April</i>            | 209                         | 215                  | -                                | -                                   | 10                   | -                            |
| 05 Mei/ <i>May</i>                | 506                         | -                    | 7                                | -                                   | 50                   | 161                          |
| 06 Juni/ <i>June</i>              | 930                         | -                    | -                                | -                                   | 15                   | 100                          |
| 07 Juli/ <i>July</i>              | 1 250                       | -                    | 16                               | -                                   | 75                   | 70                           |
| 08 Agustus/<br><i>August</i>      | 1 304                       | -                    | -                                | -                                   | 17                   | 100                          |
| 09 September/<br><i>September</i> | -                           | -                    | -                                | -                                   | -                    | 135                          |
| 10 Oktober/<br><i>October</i>     | -                           | -                    | -                                | 15                                  | 15                   | -                            |
| 11 Nopember/<br><i>November</i>   | -                           | -                    | 21                               | 25                                  | 27                   | 130                          |
| 12 Desember/<br><i>December</i>   | -                           | -                    | 18                               | 33                                  | 36                   | 147                          |
| <b>Jumlah/Total</b>               | <b>4 199</b>                | <b>1 178</b>         | <b>62</b>                        | <b>73</b>                           | <b>361</b>           | <b>843</b>                   |



Lanjutan Tabel/*Continued Table 7.2*

| <b>Bulan<br/>Month</b>            | <b>Datu<br/>Dulung</b> | <b>Makam<br/>Guru<br/>Minim</b> | <b>Makam<br/>Pambalah<br/>Batung</b> | <b>Datu<br/>Ganum</b> | <b>Mesjid<br/>Baiturrahman<br/>PK Hilir</b> | <b>Datu<br/>Aling</b> | <b>Datu<br/>Tambal</b> |
|-----------------------------------|------------------------|---------------------------------|--------------------------------------|-----------------------|---|-----------------------|------------------------|
| (1)                               | (21)                   | (22)                            | (23)                                 | (24)                  | (25)  | (26)                  | (27)                   |
| 01 Januari/<br><i>January</i>     | 85                     | 65                              | 3                                    | 640                   | 1 126                                       | 245                   | 60                     |
| 02 Pebruari/<br><i>February</i>   | 95                     | 83                              | 3                                    | 460                   | 1 125                                       | 320                   | 55                     |
| 03 Maret/<br><i>March</i>         | 105                    | 153                             | 4                                    | 224                   | 1 125                                       |                       | 60                     |
| 04 April/<br><i>April</i>         | 93                     | 110                             | -                                    | 118                   | 1 125                                       | 352                   | 37                     |
| 05 Mei/<br><i>May</i>             | 120                    | 223                             | 35                                   | 643                   | 1 226                                       | 9 600                 | 35                     |
| 06 Juni/<br><i>June</i>           | 103                    | 115                             | 50                                   | -                     | 1 225                                       |                       | 60                     |
| 07 Juli/<br><i>July</i>           | 74                     | 227                             | -                                    | 269                   | 1 725                                       | 410                   | 70                     |
| 08 Agustus/<br><i>August</i>      | 142                    | 175                             | -                                    | 509                   | -   | 525                   | 64                     |
| 09 September/<br><i>September</i> | -                      | 137                             | -                                    | 416                   | -   | 265                   | 80                     |
| 10 Oktober/<br><i>October</i>     | 52                     | 325                             | 7                                    | 835                   | 5 590                                       | 320                   | 82                     |
| 11 Nopember/<br><i>November</i>   | 75                     | 325                             | 30                                   | 753                   | 5 810                                       | 417                   | 45                     |
| 12 Desember/<br><i>December</i>   | 106                    | 207                             | 22                                   | 432                   | 6 630                                       | 900                   | 67                     |
| <b>Jumlah/Total</b>               | <b>1 050</b>           | <b>2 145</b>                    | <b>154</b>                           | <b>5 299</b>          | <b>26 707</b>                               | <b>13 354</b>         | <b>715</b>             |

Lanjutan Tabel/*Continued Table 7.2*

| Bulan<br><i>Month</i>             | Makam<br>Assyarif<br>Syekh<br>Muhdhar | Mesjid<br>Annor | Mesjid Al<br>Istiqomah | Mesjid<br>Asyura | Mesjid<br>Baiturrahmah<br>Margasari | RTH<br>Rantau<br>Baru | Taman<br>Harapan |
|-----------------------------------|---------------------------------------|-----------------|------------------------|------------------|-------------------------------------|-----------------------|------------------|
| (1)                               | (28)                                  | (29)            | (30)                   | (31)             | (32)                                | (33)                  |                  |
| 01 Januari/ <i>January</i>        | -                                     | 6 525           | 11 403                 | 7 100            | 7 350                               | -                     | -                |
| 02 Pebruari/<br><i>February</i>   | -                                     | 6 600           | 13 710                 | 7 390            | 6 617                               | -                     | -                |
| 03 Maret/ <i>March</i>            | -                                     | 6 625           | 13 560                 | 7 850            | 7 285                               | -                     | -                |
| 04 April/ <i>April</i>            | 62                                    | 4 013           | 10 450                 | 6 524            | 8 963                               | -                     | -                |
| 05 Mei/ <i>May</i>                | 208                                   | -               | 13 806                 | 11 300           | 8 450                               | -                     | -                |
| 06 Juni/ <i>June</i>              | -                                     | -               | 13 600                 | 6 700            | 10 000                              | -                     | -                |
| 07 Juli/ <i>July</i>              | 140                                   | -               | 13 725                 | 1 725            | 11 320                              | -                     | -                |
| 08 Agustus/ <i>August</i>         | -                                     | -               | -                      | 1 275            | 9 492                               | -                     | -                |
| 09 September/<br><i>September</i> | -                                     | -               | -                      | 1 445            | 10 830                              | -                     | -                |
| 10 Oktober/ <i>October</i>        | 25                                    | 2 450           | 800                    | 1 545            | 856                                 | 1 205                 | 245              |
| 11 Nopember/<br><i>November</i>   | 36                                    | 1 800           | 800                    | 1 495            | 981                                 | 1 560                 | 273              |
| 12 Desember/<br><i>December</i>   | 115                                   | 12 070          | 10 000                 | 1 475            | 915                                 | 1 758                 | 352              |
| <b>Jumlah/Total</b>               | <b>586</b>                            | <b>40 083</b>   | <b>101 854</b>         | <b>55 824</b>    | <b>83 059</b>                       | <b>4 523</b>          | <b>870</b>       |

Sumber/*Source*: Dinas Kebudayaan dan Pariwisata Kabupaten Tapin/ *Cultural and Tourism Service of Tapin Regency*

**Tabel**  
**Table** 7.3**Tingkat Kunjungan Wisatawan Mancanegara pada Objek  
Wisata di Kabupaten Tapin, 2021**  
**Number of International Visitors on Tourist Attraction in  
Tapin Regency, 2021**

| <b>Bulan<br/>Month</b>     | <b>Datu<br/>Nuraya</b> | <b>Datu<br/>Sanggul</b> | <b>Datu Suban</b> | <b>Datu<br/>Muning</b> | <b>Datu Qabul</b> | <b>Makam Syech<br/>Salman Al-<br/>Farisi</b> |
|----------------------------|------------------------|-------------------------|-------------------|------------------------|-------------------|--|
| (1)                        | (2)                    | (3)                     | (4)               | (5)                    | (6)               | (7)  |
| 01 Januari/<br>January     | -                      | -                       | -                 | -                      | -                 | -  |
| 02 Februari/<br>February   | -                      | -                       | -                 | -                      | -                 | -  |
| 03 Maret/<br>March         | -                      | -                       | -                 | -                      | -                 | -  |
| 04 April/ April            | -                      | -                       | -                 | -                      | -                 | -  |
| 05 Mei/ May                | -                      | -                       | -                 | -                      | -                 | -  |
| 06 Juni/ June              | -                      | -                       | -                 | -                      | -                 | -  |
| 07 Juli/ July              | -                      | -                       | -                 | -                      | -                 | -  |
| 08 Agustus/<br>August      | -                      | -                       | -                 | -                      | -                 | -  |
| 09 September/<br>September | -                      | -                       | -                 | -                      | -                 | -  |
| 10 Oktober/<br>October     | -                      | -                       | -                 | -                      | -                 | -  |
| 11 Nopember/<br>November   | -                      | -                       | -                 | -                      | -                 | -  |
| 12 Desember/<br>December   | -                      | -                       | -                 | -                      | -                 | -  |
| <b>Jumlah/Total</b>        | -                      | -                       | -                 | -                      | -                 | -  |

Lanjutan Tabel/*Continued Table 7.3*

| Bulan<br><i>Month</i>                | Situs<br>Candi<br>Laras | Makam H.<br>Muhammad<br>(Datu<br>Batalas) | Makam<br>KH Abdul<br>Karim | Gua Batu<br>Hapu | Gua<br>Baramban | Taman<br>Basimban | Danau<br>Hatiwin |
|--------------------------------------|-------------------------|---|----------------------------|------------------|-----------------|-------------------|------------------|
| (1)                                  | (8)                     | (9)                                       | (10)                       | (11)             | (12)            | (13)              | (14)             |
| 01 Januari/<br><i>January</i>        | -                       | -   | -                          | -                | -               | -                 | -                |
| 02 Pebruari/<br><i>February</i>      | -                       | -   | -                          | -                | -               | -                 | -                |
| 03 Maret/<br><i>March</i>            | -                       | -   | -                          | -                | -               | -                 | -                |
| 04 April/<br><i>April</i>            | -                       | -   | -                          | -                | -               | -                 | -                |
| 05 Mei/<br><i>May</i>                | -                       | -   | -                          | -                | -               | -                 | -                |
| 06 Juni/<br><i>June</i>              | -                       | -   | -                          | -                | -               | -                 | -                |
| 07 Juli/<br><i>July</i>              | -                       | -   | -                          | -                | -               | -                 | -                |
| 08 Agustus/<br><i>August</i>         | -                       | -   | -                          | -                | -               | -                 | -                |
| 09<br>September/<br><i>September</i> | -                       | -   | -                          | -                | -               | -                 | -                |
| 10 Oktober/<br><i>October</i>        | -                       | -   | -                          | -                | -               | -                 | -                |
| 11 Nopember/<br><i>November</i>      | -                       | -   | -                          | -                | -               | -                 | -                |
| 12 Desember/<br><i>December</i>      | -                       | -   | -                          | -                | -               | -                 | -                |
| <b>Jumlah/Total</b>                  | -                       | -   | -                          | -                | -               | -                 | -                |

Lanjutan Tabel/*Continued Table 7.3*

| Bulan<br><i>Month</i>      | Masjid Al<br>Mukar<br>ramah | Rumah<br>Adat<br>Banjar | Makam<br>Pahlawan<br>Tasan Panyi | Makam Datu<br>Syarifah<br>Aminah | Makam<br>Nursitiwana | Makam H<br>Muhammad<br>Sa'ad |
|----------------------------|-----------------------------|-------------------------|----------------------------------|----------------------------------|----------------------|------------------------------|
| (1)                        | (15)                        | (16)                    | (17)                             | (18)                             | (19)                 | (20)                         |
| 01 Januari/<br>January     | -                           | -                       | -                                | -                                | -                    | -                            |
| 02 Pebruari/<br>February   | -                           | -                       | -                                | -                                | -                    | -                            |
| 03 Maret/<br>March         | -                           | -                       | -                                | -                                | -                    | -                            |
| 04 April/ April            | -                           | -                       | -                                | -                                | -                    | -                            |
| 05 Mei/ May                | -                           | -                       | -                                | -                                | -                    | -                            |
| 06 Juni/ June              | -                           | -                       | -                                | -                                | -                    | -                            |
| 07 Juli/ July              | -                           | -                       | -                                | -                                | -                    | -                            |
| 08 Agustus/<br>August      | -                           | -                       | -                                | -                                | -                    | -                            |
| 09 September/<br>September | -                           | -                       | -                                | -                                | -                    | -                            |
| 10 Oktober/<br>October     | -                           | -                       | -                                | -                                | -                    | -                            |
| 11 Nopember/<br>November   | -                           | -                       | -                                | -                                | -                    | -                            |
| 12 Desember/<br>December   | -                           | -                       | -                                | -                                | -                    | -                            |
| <b>Jumlah/Total</b>        | -                           | -                       | -                                | -                                | -                    | -                            |

Lanjutan Tabel/*Continued Table 7.3*

| Bulan<br><i>Month</i>                | Datu<br>Dulung | Makam<br>Guru<br>Minim | Makam<br>Pambalah<br>Batung | Datu<br>Ganum | Mesjid<br>Baiturrahman<br>PK Hilir | Datu<br>Aling | Datu<br>Tambal |
|--------------------------------------|----------------|------------------------|-----------------------------|---------------|------------------------------------|---------------|----------------|
| (1)                                  | (21)           | (22)                   | (23)                        | (24)          | (25)                               | (26)          | (27)           |
| 01 Januari/<br><i>January</i>        | -              | -                      | -                           | -             | -                                  | -             | -              |
| 02 Pebruari/<br><i>February</i>      | -              | -                      | -                           | -             | -                                  | -             | -              |
| 03 Maret/<br><i>March</i>            | -              | -                      | -                           | -             | -                                  | -             | -              |
| 04 April/<br><i>April</i>            | -              | -                      | -                           | -             | -                                  | -             | -              |
| 05 Mei/<br><i>May</i>                | -              | -                      | -                           | -             | -                                  | -             | -              |
| 06 Juni/<br><i>June</i>              | -              | -                      | -                           | -             | -                                  | -             | -              |
| 07 Juli/<br><i>July</i>              | -              | -                      | -                           | -             | -                                  | -             | -              |
| 08 Agustus/<br><i>August</i>         | -              | -                      | -                           | -             | -                                  | -             | -              |
| 09<br>September/<br><i>September</i> | -              | -                      | -                           | -             | -                                  | -             | -              |
| 10 Oktober/<br><i>October</i>        | -              | -                      | -                           | -             | -                                  | -             | -              |
| 11 Nopember/<br><i>November</i>      | -              | -                      | -                           | -             | -                                  | -             | -              |
| 12 Desember/<br><i>December</i>      | -              | -                      | -                           | -             | -                                  | -             | -              |
| <b>Jumlah/Total</b>                  | -              | -                      | -                           | -             | -                                  | -             | -              |

Lanjutan Tabel/*Continued Table 7.3*

| Bulan<br><i>Month</i>             | Makam<br>Assyarif Syekh<br>Muhdhar | Mesjid<br>Annor | Mesjid Al<br>Istiqomah | Mesjid<br>Asyura | Mesjid<br>Baiturrahmah<br>Margasari | RTH Rantau<br>Baru |
|-----------------------------------|------------------------------------|-----------------|------------------------|------------------|-------------------------------------|--------------------|
| (1)                               | (28)                               | (29)            | (30)                   | (31)             | (32)                                | (33)               |
| 01 Januari/<br><i>January</i>     | -                                  | -               | -                      | -                | -                                   | -                  |
| 02 Pebruari/<br><i>February</i>   | -                                  | -               | -                      | -                | -                                   | -                  |
| 03 Maret/<br><i>March</i>         | -                                  | -               | -                      | -                | -                                   | -                  |
| 04 April/<br><i>April</i>         | -                                  | -               | -                      | -                | -                                   | -                  |
| 05 Mei/<br><i>May</i>             | -                                  | -               | -                      | -                | -                                   | -                  |
| 06 Juni/<br><i>June</i>           | -                                  | -               | -                      | -                | -                                   | -                  |
| 07 Juli/<br><i>July</i>           | -                                  | -               | -                      | -                | -                                   | -                  |
| 08 Agustus/<br><i>August</i>      | -                                  | -               | -                      | -                | -                                   | -                  |
| 09 September/<br><i>September</i> | -                                  | -               | -                      | -                | -                                   | -                  |
| 10 Oktober/<br><i>October</i>     | -                                  | -               | -                      | -                | -                                   | -                  |
| 11 Nopember/<br><i>November</i>   | -                                  | -               | -                      | -                | -                                   | -                  |
| 12 Desember/<br><i>December</i>   | -                                  | -               | -                      | -                | -                                   | -                  |
| <b>Jumlah/Total</b>               | -                                  | -               | -                      | -                | -                                   | -                  |

Sumber/*Source*: Dinas Kebudayaan dan Pariwisata Kabupaten Tapin/ *Cultural and Tourism Service of Tapin Regency*

**Tabel**  
**Table** 7.4

**Daerah Tujuan Wisata di Kabupaten Tapin, 2021**  
**Tourism Destination Zone in Tapin Regency, 2021**

| <b>Jenis &amp; Nama<br/>Objek Wisata</b> | <b>Lokasi Obyek Wisata</b> | <b>DTW</b>           | <b>Ket</b> |
|--|----------------------------|----------------------|------------|
| (1)                                      | (2)                        | (3)                  | (4)        |
| <b>Wisata Alam</b>                       |                            |                      |            |
| 01. Goa Batu Hapu                        | Kec. Hatungun              | Gua                  | Tertata    |
| 02. Bukit Buluan                         | Kec. Binuang               | Pegunungan           | Tertata    |
| 03. Danau dan Air Terjun<br>Hatiwin      | Kec Tapin Selatan          | Danau dan Air Terjun | Tertata    |
| 04. Danau Kambang<br>Habang              | Kec Salam Babaris          | Danau                | Tertata    |
| 05. Air Terjun Hangui                    | Kec Bungur                 | Air Terjun           | Tertata    |
| 06. Gunung dan Goa<br>Lampinit           | Kec Bungur                 | Gunung dan Gua       | Tertata    |
| 07. Gunung Talikur                       | Kec Bungur                 | Pegunungan           | Tertata    |
| 08. Air Terjun Lanjung<br>Bapayung       | Kec Piani                  | Air Terjun           | Tertata    |
| 09. Air Terjun Sungai<br>Lucuk           | Kec Piani                  | Air Terjun           | Tertata    |
| 10. Bukit Manggindang                    | Kec Piani                  | Pegunungan           | Tertata    |
| 11. Gua Berambam                         | Kec Piani                  | Gua                  | Tertata    |
| 12. Air Terjun Begandah                  | Kec Piani                  | Air Terjun           | Tertata    |
| 13. Puncak Piani                         | Kec Piani                  | Pegunungan           | Tertata    |
| 14. Gunung Barong                        | Kec Piani                  | Pegunungan           | Tertata    |
| 15. Hutan Penelitian                     | Kec Piani                  | Hutan                | Tertata    |
| 16. Gunung dan Danau<br>Kanjaran         | Kec Piani                  | Pegunungan dan Danau | Tertata    |
| 17. Gunung Bulanang                      | Kec Bungur                 | Pegunungan           | Tertata    |
| 18. Air Terjun Giping                    | Kec Piani                  | Air Terjun           | Tertata    |



Lanjutan Tabel/Continued Table 7.4

| <i>Jenis &amp; Nama<br/>Objek Wisata</i> | <i>Lokasi Obyek Wisata</i> | <i>Jarak dari Ibukota<br/>Kabupaten (KM)</i> | <i>Ket</i>    |
|--|----------------------------|--|---------------|
| (1)                                      | (2)                        | (3)  | (4)           |
| <b>Wisata Kota &amp; Agro</b>            |                            |  |               |
| 01. Taman Basimban Rantau                | Kec. Tapin Utara           | 1  | Tertata       |
| 02. Kolam Renang Galuh Diang Bulan       | Kec. Tapin Utara           | 1  | Tertata       |
| 03. RTH Rantau Baru                      | Kec. Tapin Utara           | 1  | Tertata       |
| 04. Taman Hutan Kota                     | Kec. Tapin Utara           | 1  | Tertata       |
| 05. RTH Pasar Rantau                     | Kec. Tapin Utara           | 1  | Tertata       |
| 06. Taman 17 Mei                         | Kec. Tapin Utara           |  |               |
| 07. Taman Pemancingan                    | Kec. Tapin Utara           |  |               |
| <b>Wisata Budaya Daerah</b>              |                            |  |               |
| 01. Situs Candi Laras                    | Kec. CLS                   | 20   | Tertata       |
| 02. Balai Adat Harakit                   | Kec. Piani                 | 19   | Tertata       |
| 03. Baayun Anak / Maulid                 | Kec. Tapin Utara           | 7  | Tertata       |
| 04. Balai Adat Mancabung                 | Kec. Piani                 | 18   | Belum Tertata |
| 05. Rumah Adat Banjar Bubungan Tinggi    | Kec. Tapin Selatan         | 15   | Tertata       |
| <b>Wisata Sungai</b>                     |                            |  |               |
| 01. Sungai Tapin (Bamboo Rafting)        | Kec. Piani                 | 17   | Tertata       |
| 02. Sungai Lok Buah                      | Kec. CLS                   | 19   | Tertata       |
| 03. Sungai Margasari                     | Kec. CLU                   | 35   | Belum Tertata |

Lanjutan Tabel/*Continued Table 7.4*

| <i>Jenis &amp; Nama<br/>Objek Wisata</i> | <i>Lokasi Obyek Wisata</i> | <i>Jarak dari Ibukota<br/>Kabupaten (KM)</i> | <i>Ket</i> |
|--|----------------------------|--|------------|
| (1)                                      | (2)                        | (3)  | (4)        |
| <b>Wisata Religius / Ziarah</b>          |                            |  |            |
| 01. Makam Datu Sanggul                   | Kec. Tapin Selatan         | 15   | Tertata    |
| 02. Makam Datu Gadung                    | Kec. Bakarangan            | 8,5  | Tertata    |
| 03. Makam Datu Suban                     | Kec. Tapin Selatan         | 17   | Tertata    |
| 04. Makam Datu Nuraya                    | Kec. Tapin Selatan         | 17   | Tertata    |
| 05. Makam Datu Muning                    | Kec. Candi Laras Selatan   | 26   | Tertata    |
| 06. Makam Datu Kabul                     | Kec. Candi Laras Selatan   | 38   | Tertata    |
| 07. Makam Wali M. Noor                   | Kec. Bakarangan            | 7  | Tertata    |
| 08. Makam Panglima Dulung                | Kec. Tapin Selatan         | 12   | Tertata    |
| 09. Makam Syech H. Muhammad              | Kec. Bakarangan            | 7  | Tertata    |
| 10. Masjid Al Mukarramah                 | Kec. Tapin Utara           | 2  | Tertata    |

Lanjutan Tabel/Continued Table 7.4

| <i>Jenis &amp; Nama<br/>Objek Wisata</i> | <i>Lokasi Obyek Wisata</i> | <i>Jarak dari Ibukota<br/>Kabupaten (KM)</i> | <i>Ket</i> |
|--|----------------------------|--|------------|
| (1)                                      | (2)                        | (3)  | (4)        |
| <b>Wisata Religius / Ziarah</b>          |                            |  |            |
| 11. Guru Minin                           | Kec Lokpaikat              | 8  | Tertata    |
| 12. Candi Laras                          | Kec. Candi Laras Selatan   |  |            |
| 13. Makam Norsitiwana                    | Kec. Candi Laras Selatan   | 17   | Tertata    |
| 14. Makam Pahlawan (Pambalah Batung)     | Kec. Candi Laras Selatan   | 22   | Tertata    |
| 15. Makam KH Abdul Karim                 | Kec. Tapin Utara           | 2  | Tertata    |
| 16. Makam H Muhammad                     | Kec. Candi Laras Utara     | 20   | Tertata    |
| 17. Makam H Muhammad Sa'ad               | Kec. Tapin Utara           | 1  | Tertata    |
| 18. Makam Tasan Panyi                    | Kec. Tapin Utara           | 1  | Tertata    |
| 19. Masjid An-Nur                        | Kec. Bakarangan            | 7  | Tertata    |
| 20. Masjid Al-Istiqomah                  | Kec. Bakarangan            | 7  | Tertata    |

Lanjutan Tabel/*Continued Table 7.4*

| <i>Jenis &amp; Nama<br/>Objek Wisata</i>               | <i>Lokasi Obyek Wisata</i> | <i>Jarak dari Ibukota<br/>Kabupaten (KM)</i> | <i>Ket</i> |
|--|----------------------------|--|------------|
| (1)  | (2)                        | (3)  | (4)        |
| <b>Wisata Religius / Ziarah</b>                        |                            |  |            |
| 21. Masjid Asyura                                      | Kec Tapin Tengah           | 5  | Tertata    |
| 22. Masjid Baiturrahman                                | Kec. Candi Laras Selatan   | 35   | Tertata    |
| 23. Masjid Datu Syarifah Aminah                        | Kec Binuang                | 30   | Tertata    |
| 24. Makam Datu Aling                                   | Kec Tapin Selatan          | 18   | Tertata    |
| 25. Makam Datu Ganun                                   | Kec Tapin Selatan          | 16   | Tertata    |
| 26. Datu Tambal  |                            | 33   | Tertata    |
| 27. Assyarif Syekh Muhdhar bi<br>Abdurrahman Azmatkhan | Kec. Tapin Utara           | 1  | Tertata    |
| 28. Rumah Adat Banjar (Bubungan<br>Tinggi)             | Kec Tapin Selatan          | 20   | Tertata    |

Sumber/Source: Dinas Kebudayaan dan Pariwisata Kabupaten Tapin/ *Cultural and Tourism Service of Tapin Regency*

**Tabel**  
**Table** 7.5

**Banyaknya Wisatawan dan Rata-Rata Lama Tinggal Wisatawan Domestik dan Mancanegara di Kabupaten Tapin, 2021**  
**Number of Domestic and Foreign Tourists and Average Length of Stay in Tapin Regency, 2021**

| Tahun Kunjungan Wisata | Jumlah Pengunjung |             | Rata-Rata Lama Tinggal (Hari) |             |
|------------------------|-------------------|-------------|-------------------------------|-------------|
|                        | Domestik          | Mancanegara | Domestik                      | Mancanegara |
| (1)                    | (2)               | (3)         | (4)                           | (5)         |
| 2005                   | 60 547            | 17          | 18                            | 12          |
| 2006                   | 62 650            | -           | 26                            | 18          |
| 2007                   | 64 900            | 9           | 28                            | 20          |
| 2008                   | 64 900            | 15          | 39                            | 39          |
| 2009                   | 65 600            | 15          | 45                            | 40          |
| 2010                   | 183 211           | 11          | 30                            | 25          |
| 2011                   | 188 668           | -           | 35                            | -           |
| 2012                   | 382 955           | 113         | 5                             | 3           |
| 2013                   | 362 563           | 121         | 5                             | 3           |
| 2014                   | 362 479           | 127         | -                             | -           |
| 2015                   | 428 662           | 136         | -                             | -           |
| 2016                   | 464 425           | 150         | -                             | -           |
| 2017                   | 883 277           | 167         | 0,5                           | 0,5         |
| 2018                   | 1 535 961         | 170         | -                             | -           |
| 2019                   | 1 864 390         | 786         | -                             | -           |
| 2020                   | 827 012           | 4           | -                             | -           |
| 2021                   | 843 635           | 0           | -                             | -           |

Sumber/Source: Dinas Kebudayaan dan Pariwisata Kabupaten Tapin/ Cultural and Tourism Service of Tapin Regency

**Tabel**  
**Table** 7.6**Jumlah Rumah Makan/Restoran Menurut Kecamatan,  
2018-2021**  
**Number of Restaurants By Sub District, 2018-2021**

| Kecamatan<br>Subdistrict | 2018      | 2019      | 2020      | 2021      |
|--------------------------|-----------|-----------|-----------|-----------|
| (1)                      | (2)       | (3)       | (4)       | (5)       |
| 010 Binuang              | 15        | 9         | 10        | 17        |
| 011 Hatungun             | -         | -         | -         | 1         |
| 020 Tapin Selatan        | 5         | 4         | 4         | 5         |
| 021 Salam Babaris        | -         | -         | -         | -         |
| 030 Tapin Tengah         | -         | -         | -         | -         |
| 040 Bungur               | 1         | -         | -         | 1         |
| 050 Piani                | -         | -         | -         | -         |
| 060 Lokpaikat            | -         | -         | -         | 2         |
| 070 Tapin Utara          | 8         | 13        | 60        | 68        |
| 080 Bakarangan           | -         | -         | -         | -         |
| 090 Candi Laras Selatan  | 2         | -         | -         | -         |
| 100 Candi Laras Utara    | -         | -         | -         | -         |
| <b>Tapin</b>             | <b>32</b> | <b>26</b> | <b>74</b> | <b>94</b> |

Sumber/Source: Dinas Kebudayaan dan Pariwisata Kabupaten Tapin/ *Cultural and Tourism Service of Tapin Regency*

**Tabel**  
**Table 7.7****Jumlah Akomodasi Hotel/Losmen Menurut Kecamatan di Kabupaten Tapin, 2020 dan 2021**  
**Number of Hotel Accomodations by Sub-District in Tapin Regency, 2020 and 2021**

| Kecamatan<br>Sub-District | Hotel/Losmen<br>Hotels |           | Kamar<br>Rooms |            | Tempat Tidur<br>Beds |            |
|---------------------------|------------------------|-----------|----------------|------------|----------------------|------------|
|                           | 2020                   | 2021      | 2020           | 2021       | 2020                 | 2021       |
| (1)                       | (2)                    | (3)       | (4)            | (5)        | (6)                  | (7)        |
| 010. Benuang              | 2                      | 1         | 17             | 7          | 19                   | 12         |
| 011. Hatungun             | -                      | -         | -              | -          | -                    | -          |
| 020. Tapin Selatan        | -                      | -         | -              | -          | -                    | -          |
| 021. Salam Babaris        | -                      | -         | -              | -          | -                    | -          |
| 030. Tapin Tengah         | -                      | -         | -              | -          | -                    | -          |
| 040. Bungur               | -                      | -         | -              | -          | -                    | -          |
| 050. Piani                | -                      | -         | -              | -          | -                    | -          |
| 060. Lokpaikat            | 2                      | -         | 16             | -          | 23                   | -          |
| 070. Tapin Utara          | 8                      | 9         | 106            | 100        | 139                  | 153        |
| 080. Bakarangan           | -                      | -         | -              | -          | -                    | -          |
| 090. Candi Laras Selatan  | -                      | -         | -              | -          | -                    | -          |
| 100. Candi Laras Utara    | -                      | -         | -              | -          | -                    | -          |
| <b>Tapin</b>              | <b>12</b>              | <b>10</b> | <b>139</b>     | <b>107</b> | <b>181</b>           | <b>153</b> |

Sumber/Source: BPS Kabupaten Tapin/ Statistics of Tapin Regency

**Tabel**  
**Table** 7.8

**Direktori Hotel dan Losmen, Kafe dan Rumah Makan,  
2021**  
*Directory of Hotel and Inn, Cafe, and Restaurant, 2021*

| <i>Nama</i>                | <i>Alamat</i>   | <i>Lokasi</i>    |
|----------------------------|---|------------------|
| (1)                        | (2)   | (3)              |
| <b>Hotel &amp; Losmen</b>  |   |                  |
| 01. Hotel Tanpa Nama       | Jl. Pembangunan Rantau  | Kel. Rantau Kiwa |
| 02. Hotel Wahyu            | Jl. Pembangunan No. 6 Rantau  | Kel. Rantau Kiwa |
| 03. Hotel Pasupati 1       | Jl. Brigjen H. Hasan Basry No. IIA RT 06 / RW01 Rantau                        | Kec. Tapin Utara |
| 04. Home Nabila            | Jl. Bir Ali RT..01, Desa Banua Halat  | Kec. Tapin Utara |
| 05. Hotel Sejahtera 1      | Jl. Penghulu No 3C Rantau   | Kel. Rangda Mal. |
| 06. Hotel Sejahtera 2      | Jl. Jend. Sudirman By Pass - Rantau   | Kec. Tapin Utara |
| 07. Guest House Mecca      | Jl. Brigjen hasan Basri Bitahan Rantau  | Kec. Lokpaikat   |
| 08. Penginapan Raizsa      | Jl. A. Yani   | Kec. Binuang     |
| 09. Penginapan Mira        | Jl. A. Yani   | Kec. Binuang     |
| 10. Losmen Keraton         | Jl. Keraton Pasar Rantau  | Kec. Tapin Utara |
| 11. Penginapan Mama-Ibu    | J-I. Perintis Raya RT 1 No. 35  | Kec. Tapin Utara |
| 12. Hotel Tapin            | Jl. Brigjend H. Hasan Basry   | Kec. Tapin Utara |
| 13. Guest House HH Syariah | Jl. A. Yani No 03 RT 06 RW 02 Kel. Kupang                                     | Kec. Tapin Utara |
| 14. Mess Family            | Jl. Transat Blok L  | Kec. Binuang     |
| <b>KAFE</b>                |   |                  |
| CAFÉ IDOLA                 | Jl. Jend. Sudirman RT. 003 RW. 001 Kel. Rangda Malingkung Rantau              | Kec. Tapin Utara |
| CAFE AMOR                  | Jl. A. Yani Kupang Rantau   | Kec. Tapin Utara |
| CAFÉ GENERATION            | Jl. H. Isbat Rantau   | Kec. Tapin Utara |
| CAFÉ YOSRO                 | Jl. Jend. Sudirman Rantau   | Kec. Tapin Utara |
| CAFE KEDAI N RESTO HOTPIN  | Jl. Brigjend H. Hasan Basery Rantau   | Kec. Tapin Utara |
| CAFÉ WARKIN                | Jl. Jend. Sudirman Rantau   | Kec. Tapin Utara |
| CAFÉ BY PASS               | Jl. Jend. Sudirman RT. 003 RW. 001 Kel. Rangda Malingkung Kec. Tapin Utara    | Kec. Tapin Utara |
| CAFÉ STELLA                | Jl. Brigjend H. Hasan Basry RT. 009 RW. 002 Kel. Rantau Kiwa Kec. Tapin Utara | Kec. Tapin Utara |
| KEDAI TERAS                | Jl. Brigjend H. Hasan Basery Rantau   | Kec. Tapin Utara |
| CAFE THREE'FA              | Jl. Trantang RT. 016 RW. 001 Rangda Malingkung Kab. Tapin                     | Kec. Tapin Utara |



Lanjutan Tabel/Continued Table 7.8

| <i>Nama</i>                  | <i>Alamat</i>  | <i>Lokasi</i>      |
|------------------------------|--|--------------------|
| (1)                          | (2)  | (3)                |
| ABUZA STEAK                  | Jl. Pembangunan Rantau   | Kec. Tapin Utara   |
| CAFÉ MUTIARA                 | Jl. Brigjend H. Hasan Basry RT. 009 RW. 002<br>Ke. Rantau Kiwa Kec. Tapin Utara  | Kec. Tapin Utara   |
| CAFÉ AYARA                   | Desa Tatakan RT. 008 RW. 004 Kel. Tatakan<br>Kec. Tapin Selatan Kab. Tapin 71181 | Kec. Tapin Utara   |
| CAFE JAVA IN                 | Jl. Trantang RT. 006 RW. 001 Rangda<br>Malingkung Kab. Tapin                     | Kec. Tapin Utara   |
| <b>RUMAH MAKAN</b>           |  |                    |
| RM. RODA BARU MASAKAN PADANG | Jl. A. Yani Benuang  | Kec. Benuang       |
| RM. PANDAN WANGI             | Jl. A. Yani Benuang  | Kec. Benuang       |
| RM. BERUNTUNG                | Jl. A. Yani KM. 85 Benuang   | Kec. Benuang       |
| RM. HANARI                   | Jl. A. Yani Benuang  | Kec. Benuang       |
| RM. MURAH MERIAH             | Jl. A. Yani Benuang  | Kec. Benuang       |
| RM. PULAU PINANG INDAH       | Jl. A. Yani KM. 92 Benuang   | Kec. Benuang       |
| RM. KITA                     | Jl. A. Yani Pulau Pinang   | Kec. Benuang       |
| RM. ASOKA                    | Jl. Jend. A. Yani KM. 86 Serawi Tengah Kec.<br>Benuang                           | Kec. Benuang       |
| RM. PADANG GALIH MINANG      | Jl. A. Yani lintas Banjarmasin KM 92<br>Benuang                                  | Kec. Benuang       |
| RM PADANG INDAH CAHAYA       | Jl. A. Yani KM 94  | Kec. Benuang       |
| RM. W. PINANG PAK HAJI       | Jl. A. Yani KM. 103 Tambarangan  | Kec. Tapin Selatan |
| RM. AL - BAROKAH             | Jl. A. Yani KM. 103 Tambarangan  | Kec. Tapin Selatan |
| RM. RIZKY                    | Jl. A. Yani Tambarangan  | Kec. Tapin Selatan |
| RM W. MAYANG                 | Jl. A. Yani Tambarangan  | Kec. Tapin Selatan |
| RM. AMOY                     | Jl. Jend Sudirman Rantau   | Kec. Tapin Utara   |
| RM. PAWON RESTO 2            | Jl. Jend Sudirman Rantau   | Kec. Tapin Utara   |
| RM. IBU BAHRI                | Jl. Jend Sudirman Rantau   | Kec. Tapin Utara   |
| RM. MAMA RIKA                | Jl. Jend Sudirman Rantau   | Kec. Tapin Utara   |
| RM. KALIJO                   | Jl. Jend Sudirman Rantau   | Kec. Tapin Utara   |
| RM. BUNDRAN DULANG           | Jl. A. Yani Rantau   | Kec. Tapin Utara   |
| RM. BANARAN                  | Jl. A. Yani Rantau   | Kec. Tapin Utara   |

Lanjutan Tabel/*Continued Table 7.8*

| <i>Nama</i>                                       | <i>Alamat</i>                                   | <i>Lokasi</i>    |
|---|---|------------------|
| (1)   | (2)   | (3)              |
| RM. WONGSOLO                                      | Jl. A. Yani Rantau                              | Kec. Tapin Utara |
| RM. MASAKAN PADANG HAFIZ                          | Jl. Brigjend H. Hasan Basry Rantau              | Kec. Tapin Utara |
| RM. AYAM PENYET SURABAYA                          | Jl. Brigjend H. Hasan Basry Rantau              | Kec. Tapin Utara |
| RM. PAWON RESTO 2                                 | Jl. MTQ Rantau                                  | Kec. Tapin Utara |
| RM. IBU SITI                                      | Jl. MTQ Rantau                                  | Kec. Tapin Utara |
| RM. AYAM GEPREK FAJAR                             | Jl. Pembangunan Rantau                          | Kec. Tapin Utara |
| RM. SIDOMAMPIR                                    | Jl. Brigjend H. Hasan Basry Rantau              | Kec. Tapin Utara |
| RM. MAMA PUTRA                                    | Jl. Jend Sudirman Rantau                        | Kec. Tapin Utara |
| WARUNG MAKAN HAJI JANAN                           | Jl. Kesumajaya Rantau                           | Kec. Tapin Utara |
| WARUNG MAKAN HAJI TATAY                           | Jl. Kesumagiri Kec. Rangda<br>Malingkung Rantau | Kec. Tapin Utara |
| WARUNG MAKAN HAJI TATAY                           | Jl. A. Yani Kupang Muhammadiyah<br>Rantau       | Kec. Tapin Utara |
| WARUNG MAKAN LONTONG KUPANG                       | Jl. A. Yani Kupang Rantau                       | Kec. Tapin Utara |
| WARUNG MAKAN BAKSO UNYIL                          | Jl. Brigjend H. Hasan Basery Rantau             | Kec. Tapin Utara |
| WARUNG MAKAN BAKSO MAS NO                         | Jl. A. Yani Kupang Rantau                       | Kec. Tapin Utara |
| WARUNG MAKAN SATE ACIL ILA                        | Jl. Brigjend H. Hasan Basery Rantau             | Kec. Tapin Utara |
| WARUNG MAKAN PECEL SAMPING<br>GEDUNG RUHUY RAHAYU | Jl. A. Yani Kupang Rantau                       | Kec. Tapin Utara |
| WARUNG MAKAN PONDOK BAMBU                         | Jl. Perintis Raya Rantau                        | Kec. Tapin Utara |
| WARUNG MAKAN SATE AMAT HALANG                     | Jl. Perintis Raya Rantau                        | Kec. Tapin Utara |
| WARUNG MAKAN MIMIN KERATON                        | Jl. Keraton Rantau                              | Kec. Tapin Utara |
| WARUNG MAKAN SOTO BANJAR                          | Jl. Pelita Rantau                               | Kec. Tapin Utara |
| WARUNG MAKAN RUDI                                 | Jl. Brigjend H. Hasan Basery Rantau             | Kec. Tapin Utara |
| WARUNG MAKAN ACIL IMAI                            | Jl. Pembangunan Rantau                          | Kec. Tapin Utara |
| WARUNG MAKAN BAKSO MEWAH                          | Jl. Penghulu Rantau                             | Kec. Tapin Utara |
| WARUNG MAKAN AROMA                                | Jl. Penghulu Rantau                             | Kec. Tapin Utara |
| WARUNG MAKAN SALAK                                | Jl. Penghulu Rantau                             | Kec. Tapin Utara |
| WARUNG MAKAN NASI GORENG MANIS                    | Jl. H. Isbat Rantau                             | Kec. Tapin Utara |
| WARUNG MAKAN KENANGA                              | Jl. Datu Nuraya Rantau baru Rantau              | Kec. Tapin Utara |

Lanjutan Tabel/*Continued Table 7.8*

| <i>Nama</i>                     | <i>Alamat</i>  | <i>Lokasi</i>    |
|---------------------------------|--|------------------|
| (1)                             | (2)  | (3)              |
| WARUNG MAKAN NASI GORENG MAS NO | Jl. Datu Nuraya Rantau baru Rantau                   | Kec. Tapin Utara |
| WARUNG MAKAN BAK MIE MAS BRO    | Jl. Jend Sudirman Rantau ( Depan Terminal By Pass )  | Kec. Tapin Utara |
| WARUNG MAKAN NASI GORENG GILA   | Jl. A. Yani Kupang Rantau ( Dekat Lampu Merah )      | Kec. Tapin Utara |
| WARUNG MAKAN SOTO AYAM BAPUKAH  | Jl. Brigjend H. Hasan Basery Rantau                  | Kec. Tapin Utara |
| WARUNG MAKAN LATIFIA            | Jl. Brigjend H. Hasan Basery Rantau ( Seberang PLN ) | Kec. Tapin Utara |
| WARUNG MAKAN OJO LALI           | Jl. Brigjend H. Hasan Basery Rantau                  | Kec. Tapin Utara |
| WARUNG MAKAN MAMA ADAM          | Jl. Brigjend H. Hasan Basery Rantau                  | Kec. Tapin Utara |
| WARUNG MAKAN PASUNDAN           | Jl. Brigjend H. Hasan Basery Rantau ( Depan SMAN 1 ) | Kec. Tapin Utara |
| WARUNG MAKAN LESEHAN BU MAR'IE  | Jl. SPG Rantau                                       | Kec. Tapin Utara |
| WARUNG MAKAN BAKMI TEBET        | Jl. SPG Rantau                                       | Kec. Tapin Utara |
| WARUNG MAKAN MAMA TRI           | Jl. SPG Rantau ( Depan Rutan Rantau )                | Kec. Tapin Utara |
| WARUNG MAKAN NASI GORENG IDOLA  | Jl. A. Yani Kupang Rantau                            | Kec. Tapin Utara |

Sumber/*Source*: Dinas Kebudayaan dan Pariwisata Kabupaten Tapin/ *Cultural and Tourism Service of Tapin Regency*

**Tabel**  
**Table** 7.9**Direktori Agen Perjalanan di Kabupaten Tapin, 2021**  
**Travel Agent Directory in Tapin Regency, 2021**

| <i>Nama</i>                | <i>Alamat</i>   | <i>Nama Pengelola</i> | <i>Jenis Usaha</i>        |
|----------------------------|---|-----------------------|---------------------------|
| (1)                        | (2)   | (3)                   | (4)                       |
| <b>Travel Agent</b>        |   |                       |                           |
| PT. Horizon Borneo Andalas | Jl. A. Yani Kupang Rantau   | Hamdan Ismail         | Perjalanan wisata & Tiket |
| Ferry Travel               | Jl. Hasan Basri Rantau  | Ferry Makki           | Perjalanan wisata & Tiket |
| Ditha Travel               | Jl. A. Yani Kupang  | Wahyudin              | Perjalanan wisata & Tiket |
| Bunga Travel               | Jl. Brigjend H. Hasan Basery  | Siti Patimah          | Perjalanan wisata & Tiket |
| Fast Travel                | Jl. A. Yani KM. 85 Taksian Baru<br>Binuang                                  | Hj. Masriah           | Tiket                     |
| Afandi Travel              | Jl. Komplek Haur Kuning<br>Permai RT. 010 RW. 000 Kel.<br>Rangda Malingkung | Akhmad Sayuti         | Tiket                     |

Sumber/Source: Dinas Kebudayaan dan Pariwisata Kabupaten Tapin/ *Cultural and Tourism Service of Tapin Regency*



# Bab

Chapter

# 8

# Transportasi dan Komunikasi

*Transportation and Communication*

## JUMLAH KENDARAAN MENURUT WARNA TNKB/PLAT

Tanda Nomor Kendaraan Bermotor (TNKB) atau juga sering disebut pelat nomor atau nopol adalah pelat aluminium tanda nomor kendaraan bermotor di Indonesia yang telah didaftarkan pada Kantor Bersama Samsat

### Plat Hitam

Ada sebanyak **51.181**

### Plat Merah

Ada sebanyak **1.136**

### Plat Kuning

Ada sebanyak **825**

### Lainnya

Ada sebanyak **38**

DA 6305 HT

01.22

DA 6305 MR

01.22

DA 6305 KN

01.22

DA 6305 LN

01.22

## JUMLAH KENDARAAN MENURUT JENISNYA

### Mobil Bus

Ada sebanyak **139** mobil bus yang dikelola UPPD Rantau tahun 2021.

### Mobil Penumpang/Mini Bus

Ada sebanyak **6.155** mobil penumpang yang dikelola UPPD Rantau tahun 2021.

### Mobil Barang

Ada sebanyak **2.544** mobil barang yang dikelola UPPD Rantau tahun 2021.



**PENJELASAN TEKNIS****TECHNICAL NOTES**

1. Kendaraan bermotor adalah setiap kendaraan yang digerakkan oleh peralatan teknik yang ada pada kendaraan tersebut, biasanya digunakan untuk angkutan orang atau barang di atas jalan raya selain kendaraan yang berjalan di atas rel. Kendaraan bermotor yang dicatat adalah semua jenis kendaraan kecuali kendaraan bermotor TNI/Polri dan Korps Diplomatik.
2. Mobil penumpang adalah setiap kendaraan bermotor yang dilengkapi dengan tempat duduk untuk sebanyak-banyaknya delapan orang, tidak termasuk tempat duduk untuk pengemudi, baik dilengkapi atau tidak dilengkapi bagasi.
3. Mobil bis adalah setiap kendaraan bermotor yang dilengkapi dengan tempat duduk untuk lebih dari delapan orang, tidak termasuk tempat duduk untuk pengemudi, baik dilengkapi atau tidak dilengkapi bagasi.
4. Mobil truk adalah setiap kendaraan bermotor yang digunakan untuk angkutan barang, selain mobil penumpang, mobil bis dan kendaraan bermotor roda dua.
5. Kereta api adalah kendaraan

*Motor vehicles are any kind of vehicles motorized by machine set up in those vehicles, they are usually used for transporting peoples or goods on roads except vehicles moving along a railway line. The data cover all kinds of motor vehicles except those belong to Indonesia Army Force Indonesian State Police and Diplomatic Corps.*

2. *Passenger cars are any motor vehicles with no more than eight seats, exCandi Laras Utarading seat for driver, it can be with or without hoot.*

3. *Buses are large passenger cars having seats for more than eight passengers, exCandi Laras Utarading seat for driver, it can be with or without hoot.*

4. *Trucks are any motor vehicles used to transport goods exCandi Laras Utarading passenger cars, buses, and motorcycles.*

5. *Train is a coach or a number of coaches joined together, moving along a railway line. It can be passenger train or freight train.*

6. *Passenger kilometer is total kilometers of all departing passenger. This measurement is the sum of distance between the place of origin and the place of*



- dengan tenaga gerak (listrik, diesel atau tenaga uap) yang berjalan sendiri maupun dirangkaikan dengan kendaraan lain, yang akan atau sedang bergerak di atas rel, terdiri dari kereta penumpang dan kereta barang.
6. Kilometer penumpang adalah jumlah kilometer dari semua penumpang yang berangkat. Besaran ini merupakan penjumlahan jarak asal tujuan masing-masing penumpang.
  7. Rata-rata jarak perjalanan per penumpang adalah rata-rata yang ditempuh oleh setiap penumpang, atau jumlah kilometer penumpang dibagi dengan jumlah penumpang berangkat.
  8. Kilometer ton adalah jumlah kilometer semua ton yang diangkut. Besaran ini merupakan hasil penjumlahan jarak asal tujuan masing-masing barang dalam ton.
  9. Rata-rata jarak angkut barang adalah rata-rata jarak yang ditempuh oleh setiap ton barang atau jumlah kilometer ton dibagi dengan ton dimuat.
  10. Kunjungan kapal adalah kapal yang datang di pelabuhan baik untuk berlabuh di perairan maupun bersandar di dermaga.
- destination taken by all passengers.*
7. *Mean distance of journey per passenger is mean distance taken by each passenger or total of passenger-kilometer divided by the number of departing passengers.*
  8. *Ton-kilometer is total kilometer of all cargoes carried. This is the sum of distance from area of origin to area of destination for each ton of cargoes.*
  9. *Mean distance of cargoes loaded is mean distance of each ton of cargoes loaded or total ton-kilometer divided by total ton of cargoes loaded.*
  10. *Ship call is a ship arriving at a port either for mooring or berthing.*
  11. *Gross Ton (GT) is total volume of all room in a ship (m<sup>3</sup>), excluding the volume of tunnel, the axle of propellers, the anchor, and the chain locker.*
  12. *Aircraft Operator Certificate (AOC) is clearance of compliance to the standards and procedures in aircraft operations by the commercial air transport companies.*
  13. *Operating Certificate (OC) is clearance of compliance to the standards and procedures in aircraft operations for non commercial air transport activities.*

11. Gross Ton (GT) adalah volume ruangan kapal dalam m<sup>3</sup>, kecuali terowongan, lubang poros baling-baling, tempat jangkar, dan alas ganda.
12. Sertifikat Operator Pesawat Udara adalah tanda bukti terpenuhinya standar dan prosedur dalam pengoperasian pesawat udara oleh perusahaan angkutan udara niaga.
13. Sertifikat Pengoperasian Pesawat Udara adalah tanda bukti terpenuhinya standar dan prosedur dalam pengoperasian pesawat udara untuk kegiatan angkutan udara bukan niaga.
14. Kantor Pos adalah tempat pemberi pelayanan komunikasi tertulis dan atau surat elektronik, layanan paket, layanan logistik, layanan transaksi keuangan, dan layanan keagenan pos untuk kepentingan umum. Rumah pos berfungsi sama seperti kantor pos dan kantor pos pembantu, bedanya rumah pos biasanya terletak di daerah terpencil.
15. Telekomunikasi adalah setiap pemancaran, pengiriman dan atau penerimaan dari setiap informasi dalam bentuk tanda-tanda, isyarat, tulisan, gambar, suara dan bunyi melalui sistem kawat, optik, radio atau sistem
14. *Post Office is a service provider facility of written communication and or electronic mail, parcel service, logistics services, financial transaction services, and postal services to the public. Postal house has the same function as the post office and subsidiary of post office, the difference is that postal house is usually located in remote areas.*
15. *Telecommunication in Candi Laras Utarades every transmitting, delivering and or receiving from every information of marking, signal, article, picture, sound and voice through strand of wire system, optic, radio or other electromagnetic system.*
16. *Telecommunication network is peripheral network of telecommunication and its equipment used in the means of telecommunication.*
17. *Fixed line telephone based on Susenas called home phone is a telecommunication network using fixed line telephone device which is generally regulated by technical standards, using a phone number, also known as the Public Switched Telephone Network (PSTN). It is generally used for home phone and Internet networks, has the ability to deliver a strong and clear signal with a relatively low cost.*

- elektromagnetik lainnya.
16. Jaringan telekomunikasi adalah rangkaian perangkat telekomunikasi dan kelengkapannya yang digunakan dalam bertelekomunikasi.
  17. Telepon tetap kabel dalam Susenas disebut telepon rumah adalah jaringan telekomunikasi menggunakan perangkat telepon tetap dengan kabel yang secara umum diatur oleh standar-standar teknis dengan menggunakan suatu nomor telepon, dikenal pula sebagai Public Switched Telephone Network (PSTN). Pada umumnya dimanfaatkan untuk telepon rumah dan jaringan internet, memiliki kemampuan menghantarkan sinyal dengan kuat dan jelas dengan biaya yang relatif lebih murah.
  18. Telepon bergerak seluler adalah perangkat telekomunikasi elektronik yang mempunyai kemampuan dasar yang sama dengan telepon tetap kabel, namun dapat dibawa ke mana-mana (portable, mobile) dan tidak perlu disambungkan dengan jaringan telekomunikasi kabel. Selain berfungsi sebagai telepon, telepon selular modern biasanya mendukung layanan tambahan seperti Short Messages Services (SMS), Multimedia Messages Service (MMS), e-mail dan akses
    18. *Cellular mobile phone is an electronic telecommunication device which has the same basic capabilities with fixed cables, but can be taken anywhere (portable, mobile) and does not need to be connected to the wired telecommunications networks. In addition to functioning as a telephone, modern mobile phone typically supports additional services such as Short Messages Services (SMS), Multimedia Messages Service (MMS), e-mail and access to the Internet, business applications and games, as well as photography. Currently, Indonesia has two cellular mobile telephone network system that are GSM (Global System for Mobile Telecommunications) and Code Division Multiple Access (CDMA).*
    19. *The internet is a worldwide public computer network. It provides access to a number of communication services inCandi Laras Utarading the World Wide Web and carries e-mail, news, entertainment and data files.*
    20. *Radio broadcasting inCandi Laras Utarades voice signals broadcasting through radio broadcasting studios and facilities for the programs transmission related to community, inCandi Laras Utarading collecting and distributing programs via cable or satellite, internet (internet radio*

- Internet, aplikasi bisnis dan permainan, serta fotografi. Saat ini, Indonesia mempunyai dua sistem jaringan telepon bergerak seluler yaitu Global System for Mobile Telecommunications (GSM) dan CDMA.
19. Internet adalah sebuah jaringan komputer publik di seluruh dunia. Internet menyediakan akses ke sejumlah layanan komunikasi termasuk World Wide Web dan membawa email, berita, hiburan dan file data.
  20. Penyiaran Radio mencakup penyiaran sinyal suara melalui studio penyiaran radio dan fasilitas untuk transmisi program yang berhubungan dengan masyarakat, termasuk mengumpulkan dan menyalurkan program melalui kabel atau satelit, internet (stasiun radio internet), termasuk penyiaran data yang terintegrasi dengan penyiaran radio.
  21. Penyiaran dan pemrograman televisi mencakup pembuatan program saluran televisi lengkap dari komponen program yang dibeli (seperti film, dokumenter, dan lain-lain), komponen program yang dihasilkan sendiri (seperti berita lokal, laporan langsung) atau kombinasi keduanya, pemrograman dari saluran video atas dasar *station), inCandi Laras Utarading integrated data broadcasting with radio broadcasting.*
  21. *Broadcasting and television programming inCandi Laras Utarades the manufacture of a complete television channel program from purchased program components (such as films, documentaries, etc.), own produced program components (such as local news, live reports) or a combination of both, the programming of the video channel on the basis of demand, and data broadcasting integrated with television broadcasting. Complete television program can broadcast their own or through a third party distribution, such as cable companies or satellite television providers. Programming can be general or specific (e.g. limited formats such as news programs, sports, education or programs aimed at young people), can be made freely available to users or can only available on a subscription basis.*
  21. Penyiaran dan pemrograman televisi mencakup pembuatan program saluran televisi lengkap dari komponen program yang dibeli (seperti film, dokumenter, dan lain-lain), komponen program yang dihasilkan sendiri (seperti berita lokal, laporan langsung) atau kombinasi keduanya, pemrograman dari saluran video atas dasar
  22. *Newspapers, journals, and bulletin/ magazine publishing inCandi Laras Utarade newspapers and newspaper advertisements, journals, bulletin, general and technical magazines, comic, inCandi Laras Utarading radio and television schedule publishing, and so on.*

- permintaan, dan penyiaran data yang diintegrasikan dengan siaran televisi. Program televisi lengkap dapat disiarkan sendiri atau melalui distribusi pihak ketiga, seperti perusahaan kabel atau provider televisi satelit. Pemrograman dapat bersifat umum atau khusus (misalnya format terbatas seperti program berita, olah raga, pendidikan atau program yang ditujukan untuk anak muda), dapat dibuat dengan bebas tersedia untuk pemakai atau dapat hanya tersedia atas dasar langganan.
22. Penerbitan surat kabar, jurnal, dan buletin/Majalah mencakup usaha penerbitan surat kabar dan surat kabar iklan, jurnal, buletin, majalah umum dan teknis, komik termasuk penerbitan jadwal radio dan televisi, dan sebagainya.
  23. Koran atau surat kabar adalah suatu penerbitan yang ringan dan mudah dibuang, biasanya dicetak pada kertas berbiaya rendah yang disebut kertas koran, yang berisi berita-berita terkini dalam berbagai topik. Topiknya bisa berupa even politik, kriminalitas, olahraga, tajuk rencana, dan cuaca. Jenis surat kabar umum biasanya diterbitkan setiap hari, kecuali pada hari-hari libur. Surat kabar sore juga umum di beberapa negara. Selain itu, juga
    23. *Newspaper is a lightweight publication but easily disposed of, usually printed on low-cost paper called newsprint, containing the latest news on various topics. Topics can inCandi Laras Utarade political events, crime, sports, editorials, and weather. Common types of newspapers are usually published daily, except on holidays. Afternoon newspapers are also common in some countries. In addition, there is also a weekly newspaper that is usually smaller and less prestigious than the daily newspaper and its contents are usually more entertainment.*
    24. *Tabloid is a smaller term format of newspaper (597 mm × 375 mm) than a standard size daily newspaper. This term is usually associated with the publishing of non-daily regular newspapers (can be weekly, biweekly, etc.), which focus on the things that are "not too serious", especially the problem of celebrity, sports, crime, etc.*
    25. *Journal is a special magazine that publish an article in a particular field of science.*
    26. *Bulletin is a publication of an organization that raised the development of a particular topic or aspect and issued/published regularly (periodically) in a relatively short time (daily to*

terdapat surat kabar mingguan yang biasanya lebih kecil dan kurang prestisius dibandingkan dengan surat kabar harian dan isinya biasanya lebih bersifat hiburan.

24. Tabloid adalah istilah suatu format surat kabar yang lebih kecil (597 mm×375 mm) dari ukuran standar koran harian. Istilah ini biasanya dikaitkan dengan penerbitan surat kabar reguler non harian (bisa mingguan, dwimingguan, dll), yang terfokus pada hal-hal yang lebih “tidak serius”, terutama masalah selebritas, olah raga, kriminal, dll.
  25. Jurnal adalah majalah yang khusus memuat artikel dalam suatu bidang ilmu tertentu.
  26. Buletin adalah publikasi organisasi yang mengangkat perkembangan suatu topik atau aspek tertentu dan diterbitkan/ dipublikasikan secara teratur (berkala) dalam waktu yang relatif singkat (harian hingga bulanan). Buletin ditujukan kepada khalayak yang lebih sempit, yang berkaitan dengan bidang tertentu saja. Tulisan dalam buletin umumnya singkat dan padat (mirip berita), menggunakan bahasa yang formal, dan banyak istilah teknis berkaitan dengan bidang tersebut.
- monthly). Bulletin is addressed to a narrower audience, which relates to a particular field. Posts in bulletin are generally short and concise (similar to news), using formal language and a lot of technical terms related to the field.*
27. *Magazine is a periodical publication containing a variety of articles on varied subjects. Regular magazine published weekly, biweekly or monthly. Magazines usually have articles on popular topics which are addressed to the general public and written in a style that is easily understood by many people.*
  28. *The circulation is the number of items printed in units of copies.*
  29. *Cinema is a show that is shown with the image (film) highlighted so it can move. Cinema also be interpreted as a place to watch the shows using a wide screen movies, where the film images projected onto a screen using a projector.*

27. Majalah adalah penerbitan berkala yang berisi bermacam-macam artikel dalam subyek yang bervariasi. Majalah biasa diterbitkan mingguan, dwimingguan atau bulanan. Majalah biasanya memiliki artikel mengenai topik populer yang ditujukan kepada masyarakat umum dan ditulis dengan gaya bahasa yang mudah dimengerti oleh banyak orang.
28. Oplah adalah jumlah barang yang tercetak dalam satuan eksemplar.
29. Bioskop adalah pertunjukkan yang diperlihatkan dengan gambar (film) yang disorot sehingga dapat bergerak. Bioskop juga diartikan sebagai tempat untuk menonton pertunjukkan film dengan menggunakan layar lebar, dimana gambar film diproyeksikan ke layar menggunakan proyektor.

**ULASAN**

Berdasarkan data Dinas PU Kabupaten Tapin panjang jalan yang ada di Kabupaten Tapin mencapai 617,15 km. Bila dilihat berdasarkan jenis permukaan jalan maka sebagian besar jalan kabupaten yang ada adalah jalan yang di aspal yaitu 452,92 km, kemudian jalan kerikil 77,85 km, jalan tanah 47,42 km sementara jalan cor 38,96 km. Jika di rinci menurut kondisi jalan, jalan di Kabupaten Tapin terdiri dari kondisi Baik 317,3 km, kondisi sedang 91,4 km, kondisi rusak 89,64 km dan kondisi rusak berat 118,81 km. Kecamatan yang memiliki jalan terpanjang adalah Kecamatan Tapin Selatan dengan panjang 97,84 km.

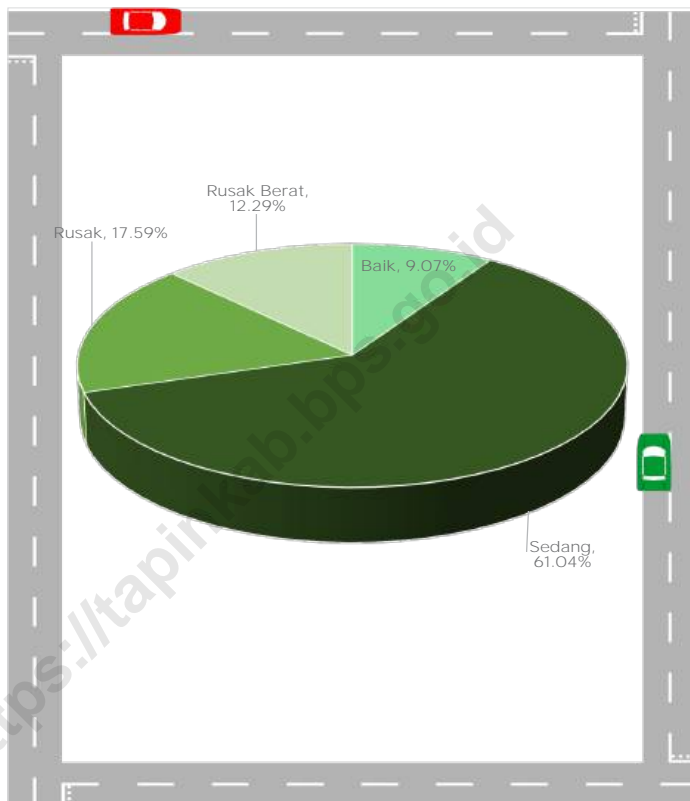
**DESCRIPTION**

*Based on data from Public Works Department Tapin Regency, the existing road length in Tapin Regency reached 617.15 km. Most of the existing road is asphalt, around 452,92 km, then gravel 77,85 km, dirt 47,42 km while non-specified road 38,96 km. According to the road conditions, roads in the Tapin Regency consisted of good road conditions 317,3 km, moderate conditions 91,4 km, damage condition 89,64 km and severely damaged condition 118,81 km. The Sub-district with the longest road is Tapin Selatan Sub-District with length 97,84 km.*



**Gambar** 8.1  
**Figures**

**Panjang Jalan Kabupaten Menurut Kondisi Jalan di Kabupaten Tapin, 2021**  
*Length of Regency Roads by Roads Condition in Tapin Regency, 2021*



Sumber/Source: Dinas PU Kabupaten Tapin/ Public Work Service of Tapin Regency

## 8.1 TRANSPORTASI TRANSPORTATION

**Tabel 8.1.1 Panjang Jalan Menurut Jenis Permukaan dan Kondisi Jalan di Kabupaten Tapin, 2021**  
*Length of Roads by Type of Surface and Condition of Roads in Tapin Regency, 2021*

| Keadaan Jalan<br><i>Condition of Roads</i> | Status Panjang Jalan (Km) |              |               |
|--|---------------------------|--------------|---------------|
|  | Negara                    | Propinsi     | Kabupaten     |
| (1)  | (2)                       | (3)          | (4)           |
| Jenis Permukaan                            |                           |              |               |
| a. Diaspal                                 | 79.99                     | 10.12        | 416.96        |
| b. Kerikil                                 | 9.00                      | 0.00         | 84.34         |
| c. Tanah                                   | 0.00                      | 7.00         | 80.46         |
| d. Tidak dirinci                           | 0.00                      | 0.00         | 35.39         |
| <b>Jumlah</b>                              | <b>88.99</b>              | <b>17.12</b> | <b>617.15</b> |
| Kondisi Jalan                              |                           |              |               |
| a. Baik                                    | 68.29                     | 10.89        | 56.00         |
| b. Sedang                                  | 2.00                      | 4.23         | 376.72        |
| c. Rusak                                   | 9.70                      | 2.00         | 108.56        |
| d. Rusak Berat                             | 9.00                      | 0.00         | 75.87         |
| <b>Jumlah</b>                              | <b>88.99</b>              | <b>17.12</b> | <b>617.15</b> |
| Kelas jalan                                |                           |              |               |
| a. Kelas I                                 | 0.00                      | 0.00         | 0.00          |
| b. Kelas II                                | 0.00                      | 0.00         | 0.00          |
| c. Kelas III                               | 0.00                      | 0.00         | 0.00          |
| d. Kelas III C                             | 88.99                     | 17.12        | 617.15        |
| e. Kelas IV                                | 0.00                      | 0.00         | 0.00          |
| f. Kelas V                                 | 0.00                      | 0.00         | 0.00          |
| g. Kls tdk dirinci                         | 0.00                      | 0.00         | 0.00          |
| <b>Jumlah</b>                              | <b>88.99</b>              | <b>17.12</b> | <b>617.15</b> |

Catatan/Note: <sup>1</sup> Data tidak termasuk panjang jalan tol/Excluding toll road

<sup>2</sup> Berdasarkan Keputusan Menteri Pekerjaan Umum dan Perumahan Rakyat No. 248/KPTS/M/2015/Based on Public Work and Public Housing Ministerial Decree No. 248/KPTS/M/2015 Sumber/Source: Dinas PU Kabupaten Tapin/ Public Work Service of Tapin Regency

**Tabel**  
**Table** 8.1.2**Panjang Jalan (Km) Kabupaten Menurut Jenis Permukaan dan Kecamatan di Kabupaten Tapin, 2021**  
***Length of Regency Roads by Type of Surface and Sub District in Tapin Regency, 2021***

| Kecamatan<br>Subdistrict | Aspal         | Kerikil      | Tanah        | Cor          | Jumlah        |
|--------------------------|---------------|--------------|--------------|--------------|---------------|
| (1)                      | (2)           | (3)          | (4)          | (5)          | (6)           |
| 010 Binuang              | 66.18         | 9.76         | 6.60         | 0.20         | 82.74         |
| 011 Hatungun             | 35.46         | 3.30         | 0.80         | -            | 39.56         |
| 020 Tapin Selatan        | 41.14         | 3.27         | 4.70         | -            | 49.11         |
| 021 Salam Babaris        | 41.4          | 6.20         | 1.20         | -            | 48.8          |
| 030 Tapin Tengah         | 29.21         | 7.00         | 4.46         | -            | 40.67         |
| 040 Bungur               | 44.65         | 14.70        | 7.46         | -            | 66.81         |
| 050 Piani                | 19.35         | 7.70         | -            | 0.20         | 27.25         |
| 060 Lokpaikat            | 59.73         | 7.00         | 13.6         | 0.20         | 80.53         |
| 070 Tapin Utara          | 53.04         | 5.40         | 16.72        | -            | 75.16         |
| 080 Bakarangan           | 18.78         | 8.61         | 9.60         | -            | 36.99         |
| 090 Candi Laras Selatan  | -             | 8.60         | 9.97         | -            | 18.57         |
| 100 Candi Laras Utara    | 8.02          | 2.80         | 5.36         | 34.78        | 50.96         |
| <b>Tapin</b>             | <b>416.96</b> | <b>84.34</b> | <b>80.47</b> | <b>35.38</b> | <b>617.15</b> |

Sumber/Source: Dinas PU Kabupaten Tapin/ Public Work Service of Tapin Regency

**Tabel**  
**Table** 8.1.3

**Panjang Jalan Kabupaten Menurut Kelas Jalan dan Kecamatan di Kabupaten Tapin, 2021**  
*Length of Regency Roads by Roads Classification and Sub District in Tapin Regency, 2021*

| Kecamatan<br>Subdistrict | Kelas Jalan |     |     |      |               |
|--------------------------|-------------|-----|-----|------|---------------|
|                          | I           | II  | III | IIIC |               |
| (1)                      | (2)         | (3) | (4) | (5)  |               |
| 010 Benuang              | -           | -   | -   | -    | 74.53         |
| 011 Hatungun             | -           | -   | -   | -    | 24.37         |
| 020 Tapin Selatan        | -           | -   | -   | -    | 97.84         |
| 021 Salam Babaris        | -           | -   | -   | -    | 13.2          |
| 030 Tapin Tengah         | -           | -   | -   | -    | 71.22         |
| 040 Bungur               | -           | -   | -   | -    | 62.26         |
| 050 Piani                | -           | -   | -   | -    | 27.25         |
| 060 Lokpaikat            | -           | -   | -   | -    | 74.93         |
| 070 Tapin Utara          | -           | -   | -   | -    | 82.57         |
| 080 Bakarangan           | -           | -   | -   | -    | 36.52         |
| 090 Candi Laras Selatan  | -           | -   | -   | -    | 1.5           |
| 100 Candi Laras Utara    | -           | -   | -   | -    | 50.96         |
| <b>Tapin</b>             | -           | -   | -   | -    | <b>617.15</b> |

Sumber/Source: Dinas PU Kabupaten Tapin/ Public Work Service of Tapin Regency

**Tabel**  
**Table 8.1.4****Panjang Jalan (Km) Kabupaten Menurut Kondisi Jalan dan Kecamatan di Kabupaten Tapin, 2021**  
***Length of Regency Roads by Roads Condition and Sub District in Tapin Regency, 2021***

| Kecamatan<br>Subdistrict | Baik         | Sedang        | Rusak         | Rusak Berat  | Jumlah        |
|--------------------------|--------------|---------------|---------------|--------------|---------------|
| (1)                      | (2)          | (3)           | (4)           | (5)          | (6)           |
| 010 Binuang              | 12.58        | 51.86         | 15.00         | 3.30         | 82.74         |
| 011 Hatungun             | 4.00         | 29.56         | 5.60          | 0.40         | 39.56         |
| 020 Tapin Selatan        | 0.60         | 37.88         | 5.33          | 5.30         | 49.11         |
| 021 Salam Babaris        | 1.90         | 37.10         | 7.80          | 2.00         | 48.8          |
| 030 Tapin Tengah         | 0.90         | 27.59         | 7.71          | 4.47         | 40.67         |
| 040 Bungur               | 11.60        | 35.85         | 11.40         | 7.96         | 66.81         |
| 050 Piani                | 2.80         | 19.05         | 5.40          | -            | 27.25         |
| 060 Lokpaikat            | 6.60         | 46.41         | 15.47         | 12.05        | 80.53         |
| 070 Tapin Utara          | 12.59        | 39.00         | 11.71         | 11.86        | 75.16         |
| 080 Bakarangan           | 2.43         | 14.23         | 8.13          | 12.20        | 36.99         |
| 090 Candi Laras Selatan  | -            | 7.40          | 1.20          | 9.97         | 18.57         |
| 100 Candi Laras Utara    | -            | 30.78         | 13.82         | 6.36         | 50.96         |
| <b>Tapin</b>             | <b>56.00</b> | <b>376.71</b> | <b>108.57</b> | <b>75.87</b> | <b>617.15</b> |

Sumber/Source: Dinas PU Kabupaten Tapin/ Public Work Service of Tapin Regency

**Tabel**  
**Table** 8.1.5

**Jumlah Kendaraan yang Teregistrasi di UPPD Rantau Menurut Jenis Kendaraan, 2021**  
**Number of Regulated Vehicle in UPPD Rantau by Type of Vehicle, 2021**

| Kecamatan<br>Subdistrict        | Baik          |
|---------------------------------|---------------|
| (1)                             | (2)           |
| 1. Penumpang                    | 6 117         |
| 2. Bus                          | 139           |
| 3. Barang                       | 2 544         |
| 4. Khusus                       | 38            |
| 5. Sepeda Motor Roda 2 / Roda 3 | 44 342        |
| <b>Jumlah</b>                   | <b>53 180</b> |

Sumber/Source: Kantor UPPD Samsat Kabupaten Tapin/ One-Stop Administration Services Office

**Tabel** 8.1.6 **Jumlah Kendaraan yang Teregistrasi di UPPD Rantau Menurut Warna TNKB/Plat, 2021**  
**Number of Regulated Vehicle in UPPD Rantau by License Plate, 2021**

| Kecamatan<br>Subdistrict | Baik          |
|--------------------------|---------------|
| (1)                      | (2)           |
| 1. Plat Hitam            | 51 181        |
| 2. Plat Merah            | 1 136         |
| 3. Plat Kuning           | 825           |
| 4. Lainnya               | 38            |
| <b>Jumlah</b>            | <b>53 180</b> |

Sumber/Source: Kantor UPPD Samsat Kabupaten Tapin/ One-Stop Administration Services Office

**Tabel**  
**Table** 8.1.7**Jumlah Kendaraan Bermotor yang Dikelola Oleh UPPD/  
SAMSAT Kabupaten Tapin, 2021**  
*Number of Motor Vehicle Managed by UPPD/SAMSAT in  
Tapin Regency, 2021*

| <i>Jenis Angkutan</i>     | <i>Umum</i> | <i>Tidak Umum</i> | <i>Dinas</i> |
|---------------------------|-------------|-------------------|--------------|
| (1)                       | (2)         | (3)               | (4)          |
| Mobil Barang              | 748         | 1 766             | 30           |
| Mobil Bus                 | 57          | 77                | 5            |
| Mobil Penumpang/ Mini Bus | 20          | 5 835             | 300          |
| Jumlah/Total              | 825         | 7 678             | 335          |

Sumber/Source: Kantor UPPD Samsat Kabupaten Tapin/ *One-Stop Administration Services Office*



**Tabel**  
**Table 8.1.8****Banyaknya Kendaraan yang Terdaftar Setiap Bulan Menurut Jenis Kendaraan di Kabupaten Tapin, 2021**  
**Number of Motor Vehicles Have Been Registered by Month in Tapin Regency, 2021**

| Bulan<br>Month          | Jenis Kendaraan<br>Type of Vehides |            |              |            |
|-------------------------|------------------------------------|------------|--------------|------------|
|                         | Sedan                              | Jeep       | Mini Bus     | Bus        |
| (1)                     | (2)                                | (3)        | (4)          | (5)        |
| 01. Januari/January     | 10                                 | 49         | 372          | 5          |
| 02. Pebruari/February   | 7                                  | 64         | 396          | 13         |
| 03. Maret/March         | 6                                  | 72         | 478          | 9          |
| 04. April/April         | 12                                 | 54         | 435          | 18         |
| 05. Mei/May             | 5                                  | 52         | 347          | 15         |
| 06. Juni/June           | 3                                  | 56         | 450          | 9          |
| 07. Juli/July           | 4                                  | 54         | 453          | 8          |
| 08. Agustus/August      | 17                                 | 69         | 496          | 16         |
| 09. September/September | 15                                 | 69         | 498          | 11         |
| 10. Oktober/October     | 11                                 | 72         | 501          | 9          |
| 11. Nopember/November   | 14                                 | 76         | 463          | 11         |
| 12. Desember/December   | 16                                 | 76         | 506          | 15         |
| <b>Jumlah/Total</b>     | <b>120</b>                         | <b>763</b> | <b>5 395</b> | <b>139</b> |

Lanjutan Tabel/*Continued Table* 8.1.8

| Bulan<br>Month                  | Jenis Kendaraan<br>Type of Vehicles |            |               |               |
|---------------------------------|-------------------------------------|------------|---------------|---------------|
|                                 | Pick Up                             | Truk       | Sepeda Motor  | Jumlah/Total  |
| (1)                             | (2)                                 | (3)        | (4)           | (5)           |
| 01. Januari/ <i>January</i>     | 142                                 | 53         | 3 144         | 3 775         |
| 02. Pebruari/ <i>February</i>   | 140                                 | 52         | 3 055         | 3 727         |
| 03. Maret/ <i>March</i>         | 148                                 | 90         | 3 795         | 4 598         |
| 04. April/ <i>April</i>         | 137                                 | 71         | 3 345         | 4 072         |
| 05. Mei/ <i>May</i>             | 109                                 | 44         | 3 221         | 3 793         |
| 06. Juni/ <i>June</i>           | 193                                 | 59         | 3 825         | 4 595         |
| 07. Juli/ <i>July</i>           | 130                                 | 39         | 3 919         | 4 607         |
| 08. Agustus/ <i>August</i>      | 165                                 | 79         | 4 151         | 4 993         |
| 09. September/ <i>September</i> | 161                                 | 59         | 4 094         | 4 907         |
| 10. Oktober/ <i>October</i>     | 174                                 | 76         | 3 915         | 4 758         |
| 11. Nopember/ <i>November</i>   | 159                                 | 88         | 4 151         | 4 962         |
| 12. Desember/ <i>December</i>   | 200                                 | 86         | 3 924         | 4 823         |
| <b>Jumlah/Total</b>             | <b>1 858</b>                        | <b>796</b> | <b>44 539</b> | <b>53 610</b> |

Sumber/*Source*: Kantor UPPD Samsat Kabupaten Tapin/ *One-Stop Administration Services Office*

**Tabel 8.1.9** Banyaknya Kendaraan yang Terdaftar Setiap Bulan Menurut Kelompok Kendaraan di Kabupaten Tapin, 2021  
**Number of Motor Vehicles Have Been Registered by Group and Month in Tapin Regency, 2021**

| Bulan<br>Month          | Daftar Ulang  |           |              | Baru         |           |            |
|-------------------------|---------------|-----------|--------------|--------------|-----------|------------|
|                         | Roda 2        | Roda 3    | Roda 4       | Roda 2       | Roda 3    | Roda 4     |
| (1)                     | (2)           | (3)       | (4)          | (5)          | (6)       | (7)        |
| 01. Januari/January     | 2 852         | -         | 595          | 289          | 3         | 36         |
| 02. Pebruari/February   | 2 760         | 1         | 618          | 294          | -         | 54         |
| 03. Maret/March         | 3 346         | 2         | 757          | 446          | 1         | 46         |
| 04. April/April         | 2 997         | 1         | 690          | 343          | 4         | 43         |
| 05. Mei/May             | 2 985         | 1         | 537          | 233          | 2         | 40         |
| 06. Juni/June           | 3 395         | 1         | 732          | 429          | -         | 41         |
| 07. Juli/July           | 3 529         | -         | 657          | 386          | 4         | 35         |
| 08. Agustus/August      | 3 726         | 1         | 787          | 424          | -         | 62         |
| 09. September/September | 3 680         | 3         | 754          | 409          | 2         | 63         |
| 10. Oktober/October     | 3 514         | 3         | 785          | 397          | 1         | 63         |
| 11. Nopember/November   | 3 625         | 3         | 766          | 522          | 1         | 49         |
| 12. Desember/December   | 3 580         | 5         | 841          | 338          | 1         | 56         |
| <b>Jumlah/Total</b>     | <b>39 989</b> | <b>21</b> | <b>8 519</b> | <b>4 510</b> | <b>19</b> | <b>588</b> |

Sumber/Source: Kantor UPPD Samsat Kabupaten Tapin/ One-Stop Administration Services Office

## 8.2 KOMUNIKASI COMMUNICATION

**Tabel** 8.2.1 **Jumlah Kantor Pos Pembantu Menurut Kecamatan di Kabupaten Tapin, 2018–2021**  
**Number of Post Offices Subsidiaries by Subdistrict in Tapin Regency, 2018–2021**

| Kecamatan<br>Subdistrict | 2018 | 2019 | 2020 | 2021 |
|--------------------------|------|------|------|------|
| (1)                      | (2)  | (3)  | (4)  | (5)  |
| 010 Binuang              | -    | -    | -    | -    |
| 011 Hatungun             | -    | -    | -    | -    |
| 020 Tapin Selatan        | -    | -    | -    | -    |
| 021 Salam Babaris        | -    | -    | -    | -    |
| 030 Tapin Tengah         | -    | -    | -    | -    |
| 040 Bungur               | -    | -    | -    | -    |
| 050 Piani                | -    | -    | -    | -    |
| 060 Lokpaikat            | -    | -    | -    | -    |
| 070 Tapin Utara          | -    | -    | -    | -    |
| 080 Bakarangan           | -    | -    | -    | -    |
| 090 Candi Laras Selatan  | -    | -    | -    | -    |
| 100 Candi Laras Utara    | -    | -    | -    | -    |
| <b>Tapin</b>             | -    | -    | -    | -    |

Sumber/Source: PT. Pos Indonesia (Persero) Kabupaten Tapin/ Post Indonesia Co. Ltd in Tapin Regency

**Tabel 8.2.2** Nilai Penjualan Benda Pos dan Materai Setiap Kantor Pos/  
**Table** Kantor Pos Pembantu di Kabupaten Tapin, 2021  
*Value of Postal Goods and Seals in Post Office in Tapin  
 Regency, 2021*

| Kantor Pos/<br>Kantor Pos Pembantu | Benda Pos/Postal Goods<br>(Rupiah) | Materai/Seals<br>(Rupiah) |
|------------------------------------|------------------------------------|---------------------------|
| (1)                                | (2)                                | (3)                       |
| 01. Rantau                         | 1 170 000                          | 1 783 715 000             |
| 02. Binuang                        | 1 320 000                          | 664 435 000               |
| 03. Tambarangan                    | -                                  | 184 104 000               |
| 04. Margasari                      | 30 000                             | 362 686 000               |
| 05. Pulau Pinang                   | 75 000                             | 220 210 000               |
| <b>Jumlah/Total</b>                | <b>2 595 000</b>                   | <b>3 215 150 000</b>      |

Sumber/Source: PT. Pos Indonesia (Persero) Kabupaten Tapin/ Post Indonesia Co. Ltd in Tapin Regency

**Tabel**  
**Table** 8.2.3**Banyaknya Pengiriman dan Penerimaan Paket Pos di Kabupaten Tapin, 2021**  
**Number of Parcel Received and Sent in Post Office in Tapin Regency, 2021**

| Kantor Pos/<br>Kantor Pos Pembantu | Kirim<br>Sent | Terima<br>Received |             |             |
|------------------------------------|---------------|--------------------|-------------|-------------|
|                                    |               | Exp Paket          | PKH         | Paket Biasa |
| (1)                                | (2)           | (3)                | (4)         | (5)         |
| 01. Rantau                         | 5986          | 9                  | 4150        | 2           |
| 02. Binuang                        | 3519          | 2                  | 3271        |             |
| 03. Tambarangan                    | -             | -                  | -           | -           |
| 04. Margasari                      | 2205          | 4                  | 701         | 2           |
| 05. Pulau Pinang                   | 2331          | 1                  | 344         |             |
| <b>Jumlah/Total</b>                | <b>14041</b>  | <b>16</b>          | <b>8466</b> | <b>4</b>    |

Sumber/Source: PT. Pos Indonesia (Persero) Kabupaten Tapin/ *Post Indonesia Co. Ltd in Tapin Regency*

**Tabel**  
**Table** 8.2.4**Banyaknya Penerimaan dan Pembayaran Wesel Pos Prima  
Setiap Kantor Pos / Kantor Pos Pembantu di Kabupaten  
Tapin, 2021**  
**Number of Receipt and Payment of Prime Money Orders in  
Post Office in Tapin Regency, 2021**

| Kantor Pos/<br>Kantor Pos Pembantu | Penerimaan<br>Received |                             | Pembayaran<br>Payment |                             |
|------------------------------------|------------------------|-----------------------------|-----------------------|-----------------------------|
|                                    | Bilangan<br>(buah)     | Besar Uang<br>Value<br>(Rp) | Bilangan<br>(buah)    | Besar Uang<br>Value<br>(Rp) |
| (1)                                | (2)                    | (3)                         | (4)                   | (5)                         |
| 01. Rantau                         | 185                    | 40 313 000                  | 124                   | 21 160 000                  |
| 02. Binuang                        | 7                      | 4 800 000                   | 34                    | 46 780 000                  |
| 03. Tambarangan                    | -                      | -                           | -                     | -                           |
| 04. Margasari                      | 5                      | 2 700 000                   | 1                     | 180 000                     |
| 05. Pulau Pinang                   | -                      | -                           | 2                     | 700 000                     |
| <b>Jumlah/Total</b>                | <b>197</b>             | <b>47 813 000</b>           | <b>161</b>            | <b>68 820 000</b>           |

Sumber/Source: PT. Pos Indonesia (Persero) Kabupaten Tapin/ Post Indonesia Co. Ltd in Tapin Regency

**Tabel**  
**Table** 8.2.5**Banyaknya Penerimaan dan Pembayaran Wesel Pos Instan  
Setiap Kantor Pos / Kantor Pos Pembantu di Kabupaten  
Tapin, 2021****Number of Receipt and Payment of Instant Money Orders in  
Post Office in Tapin Regency, 2021**

| Kantor Pos/<br>Kantor Pos Pembantu | Penerimaan<br><i>Received</i> |                                    | Pembayaran<br><i>Payment</i> |                                    |
|------------------------------------|-------------------------------|------------------------------------|------------------------------|------------------------------------|
|                                    | Bilangan<br>(buah)            | Besar Uang<br><i>Value</i><br>(Rp) | Bilangan<br>(buah)           | Besar Uang<br><i>Value</i><br>(Rp) |
| (1)                                | (2)                           | (3)                                | (4)                          | (5)                                |
| 01. Rantau                         | 337                           | 434 864 000                        | 255                          | 373 174 890                        |
| 02. Binuang                        | 604                           | 635 044 000                        | 179                          | 311 540 000                        |
| 03. Tambarangan                    | 26                            | 16 370 000                         | 10                           | 4 300 000                          |
| 04. Margasari                      | 155                           | 196 550 000                        | 111                          | 125 300 000                        |
| 05. Pulau Pinang                   | 37                            | 31 690 000                         | 44                           | 104 215 000                        |
| <b>Jumlah/Total</b>                | <b>1159</b>                   | <b>1 314 518 000</b>               | <b>599</b>                   | <b>918 529 890</b>                 |

Sumber/Source: PT. Pos Indonesia (Persero) Kabupaten Tapin/ *Post Indonesia Co. Ltd in Tapin Regency*



**Tabel**  
**Table 8.2.6****Banyaknya Penerimaan dan Pembayaran Western Union pada Setiap Kantor Pos / Kantor Pos Pembantu di Kabupaten Tapin, 2021**  
**Number of Receipt and Payment of Express Money Orders (Western Union) in Post Office in Tapin Regency, 2021**

| Kantor Pos/<br>Kantor Pos Pembantu | Penerimaan<br><i>Received</i> |                                    | Pembayaran<br><i>Payment</i> |                                    |
|------------------------------------|-------------------------------|------------------------------------|------------------------------|------------------------------------|
|                                    | Bilangan<br>(buah)            | Besar Uang<br><i>Value</i><br>(Rp) | Bilangan<br>(buah)           | Besar Uang<br><i>Value</i><br>(Rp) |
| (1)                                | (2)                           | (3)                                | (4)                          | (5)                                |
| 01. Rantau                         | 10                            | 26 812 500                         | 798                          | 5 248 374 100                      |
| 02. Binuang                        | -                             | -                                  | 158                          | 311 540 000                        |
| 03. Tambarangan                    | 23                            | 102 880 100                        | -                            | -                                  |
| 04. Margasari                      | 4                             | 12 333 400                         | 187                          | 1 018 537 500                      |
| 05. Pulau Pinang                   | -                             | -                                  | 58                           | 280 566 900                        |
| <b>Jumlah/Total</b>                | <b>37</b>                     | <b>142 026 000</b>                 | <b>1 201</b>                 | <b>6 859 018 500</b>               |

Sumber/Source: PT. Pos Indonesia (Persero) Kabupaten Tapin/ *Post Indonesia Co. Ltd in Tapin Regency*

**Tabel**  
**Table 8.2.7****Banyaknya Penerimaan dan Pembayaran Rekening Giro/  
Cek Pos pada Setiap Kantor Pos / Kantor Pos Pembantu di  
Kabupaten Tapin, 2021**  
**Number of Receipt and Payment of Current/Check Pos in Post  
Office in Tapin Regency, 2021**

| Kantor Pos/<br>Kantor Pos Pembantu | Penerimaan<br><i>Received</i> |                                    | Pembayaran<br><i>Payment</i> |                                    |
|------------------------------------|-------------------------------|------------------------------------|------------------------------|------------------------------------|
|                                    | Bilangan<br>(buah)            | Besar Uang<br><i>Value</i><br>(Rp) | Bilangan<br>(buah)           | Besar Uang<br><i>Value</i><br>(Rp) |
| (1)                                | (2)                           | (3)                                | (4)                          | (5)                                |
| 01. Rantau                         | 124                           | 96 408 706                         | 264                          | 286 150 049                        |
| 02. Binuang                        | 254                           | 245 584 300                        | 144                          | 170 070 700                        |
| 03. Tambarangan                    | 110                           | 99 466 473                         | 39                           | 39 141 395                         |
| 04. Margasari                      | 83                            | 92 601 092                         | 135                          | 181 273 392                        |
| 05. Pulau Pinang                   | 33                            | 24 902 077                         | 85                           | 67 650 581                         |
| <b>Jumlah/Total</b>                | <b>604</b>                    | <b>558 962 648</b>                 | <b>667</b>                   | <b>744 286 117</b>                 |

Sumber/Source: PT. Pos Indonesia (Persero) Kabupaten Tapin/ *Post Indonesia Co. Ltd in Tapin Regency*

**Tabel**  
**Table 8.2.8**

**Banyaknya Penerimaan dan Pembayaran Tabanas pada Setiap Kantor Pos / Kantor Pos Pembantu di Kabupaten Tapin, 2021**  
**Number of Receipt and Payment of National Development Savings Pos in Post Office in Tapin Regency, 2021**

| Kantor Pos/<br>Kantor Pos Pembantu | Penerimaan<br>Received |                             | Pembayaran<br>Payment |                             |
|------------------------------------|------------------------|-----------------------------|-----------------------|-----------------------------|
|                                    | Bilangan<br>(buah)     | Besar Uang<br>Value<br>(Rp) | Bilangan<br>(buah)    | Besar Uang<br>Value<br>(Rp) |
| (1)                                | (2)                    | (3)                         | (4)                   | (5)                         |
| 01. Rantau                         | 2 133                  | 2 169 738 000               | 2 174                 | 4 225 979 000               |
| 02. Binuang                        | 1 344                  | 2 810 169 952               | 333                   | 1 655 596 000               |
| 03. Tambarangan                    | -                      | -                           | -                     | -                           |
| 04. Margasari                      | 419                    | 758 330 700                 | 113                   | 494 333 000                 |
| 05. Pulau Pinang                   | 36                     | 28 085 000                  | 14                    | 43 048 000                  |
| <b>Jumlah/Total</b>                | <b>3 932</b>           | <b>5 766 323 652</b>        | <b>2 634</b>          | <b>6 418 956 000</b>        |

Sumber/Source: PT. Pos Indonesia (Persero) Kabupaten Tapin/ Post Indonesia Co. Ltd in Tapin Regency

**Tabel**  
**Table** 8.2.9**Banyaknya Penerimaan dan Pembayaran Tabanas pada Setiap Kantor Pos / Kantor Pos Pembantu di Kabupaten Tapin, 2021**  
**Number of Receipt and Payment of Tabanas in Post Office in Tapin Regency, 2021**

| Kecamatan<br>Subdistrict | Kantor Pos | Kantor Pos<br>Desa | Rumah Pos |              | Pos Desa<br>Keliling |
|--------------------------|------------|--------------------|-----------|--------------|----------------------|
|                          |            |                    | Kecamatan | Transmigrasi |                      |
| (1)                      | (2)        | (3)                | (4)       | (5)          | (6)                  |
| 010 Benuang              | 1          | -                  | -         | -            | -                    |
| 011 Hatungun             | -          | -                  | -         | -            | -                    |
| 020 Tapin Selatan        | 1          | -                  | -         | -            | -                    |
| 021 Salam Babaris        | -          | 1                  | -         | -            | -                    |
| 030 Tapin Tengah         | -          | 1                  | -         | -            | -                    |
| 040 Bungur               | -          | 1                  | -         | -            | -                    |
| 050 Piani                | -          | 1                  | -         | -            | -                    |
| 060 Lokpaikat            | -          | -                  | -         | -            | -                    |
| 070 Tapin Utara          | 1          | -                  | -         | -            | -                    |
| 080 Bakarangan           | -          | 1                  | -         | -            | -                    |
| 090 Candi Laras Selatan  | 1          | -                  | -         | -            | -                    |
| 100 Candi Laras Utara    | -          | -                  | -         | -            | -                    |
| <b>Tapin</b>             | <b>4</b>   | <b>5</b>           | <b>0</b>  | <b>0</b>     | <b>0</b>             |

Sumber/Source: PT. Pos Indonesia (Persero) Kabupaten Tapin/ Post Indonesia Co. Ltd in Tapin Regency

**Tabel 8.2.10** **Trend Fasilitas Komunikasi di Kabupaten Tapin, 2016-2021**  
**Table 8.2.10** **Trend of Communication Facility in Tapin Regency, 2016-2021**

| Rincian   | Tahun |       |        |        |        |       |
|---|-------|-------|--------|--------|--------|-------|
|   | 2016  | 2017  | 2018   | 2019   | 2020   | 2021  |
| (1)   | (2)   | (3)   | (4)    | (5)    | (6)    | (7)   |
| Menara Pemancar PT.Telkom                               | 1     | 1     | 1      | 1      | 1      | 1     |
| Kapasitas Sentral Telepon yang dimiliki PT.Telkom (SST) | 2 500 | 6 000 | 3 500  | 0      | 0      | 0     |
| Wartel dan Kiospon                                      | 0     | 0     | 0      | 0      | 0      | 0     |
| Menara Pemancar Telepon Genggam                         | 32    | 32    | 32     | 32     | 32     | 32    |
| Jumlah Pelanggan Indiehome                              | 3 657 | 6 865 | 14 509 | 21 380 | 31 520 | 3 986 |

Sumber/Source: PT. Telkom

# Bab

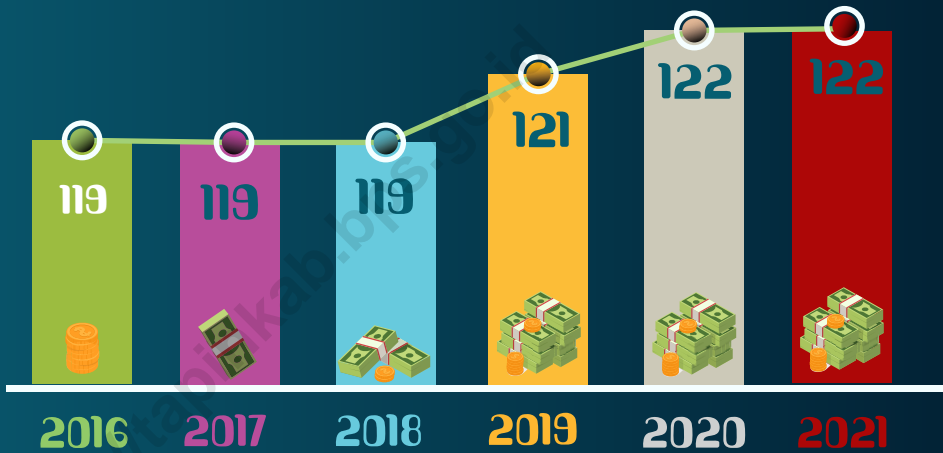
Chapter

# 9

## Perbankan, Koperasi, dan Harga

*Banking Cooperative and Prices*

# JUMLAH KOPERASI AKTIF



## JUMLAH KUD DI KABUPATEN TAPIN



### TAPIN TENGAH

merupakan kecamatan dengan jumlah jumlah KUD aktif terbanyak dengan 4 koperasi.

### PIANI



Terdapat **22** KUD di Kabupaten Tapin



**PENJELASAN TEKNIS**

1. Koperasi adalah sebuah organisasi ekonomi yang dimiliki dan dioperasikan oleh orang-seorang demi kepentingan bersama.[1] Koperasi melandaskan kegiatan berdasarkan prinsip gerakan ekonomi rakyat yang berdasarkan asas kekeluargaan.
2. Koperasi unit desa merupakan koperasi diwilayah pedesaan yang bergerak dalam penyediaan kebutuhan masyarakat yang berkaitan dengan kegiatan pertanian. Koperasi unit desa dapat juga dikatakan sebagai wadah organisasi ekonomi yang berwatak sosial dan merupakan wadah bagi pengembangan berbagai kegiatan ekonomi masyarakat pedesaan yang diselenggarakan oleh masyarakat dan untuk masyarakat itu sendiri
3. Koperasi unit desa dapat juga disebut sebagai koperasi serba usaha karena berusaha memenuhi berbagai bidang seperti simpan pinjam, konsumsi, produksi, pemasaran dan jasa.[3] Koperasi unit desa diharapkan dapat menjadi tiang perekonomian serta mampu berperan aktif untuk memperluas perekonomian skala kecil dan usaha keluarga di desa, dengan cara membantu menyalurkan sarana produksi dan memasarkan hasil pertanian.[4] selain itu koperasi unit desa juga diharapkan dapat memberikan

**TECHNICAL NOTES**

1. *Cooperative is an economic organization that is owned and operated by individuals for the common good. [1] Cooperatives based activities based on the principles of the people's economic movement based on family principles.*
2. *Village unit cooperatives are cooperatives in rural areas which are engaged in providing community needs related to agricultural activities. Village unit cooperatives can also be said to be a forum for economic organizations with a social character and are a forum for the development of various economic activities of rural communities organized by the community and for the community itself*
3. *Village unit cooperatives can also be called multi-business cooperatives because they try to fulfill various fields such as savings and loans, consumption, production, marketing and services. [3] Village unit cooperatives are expected to be the pillars of the economy and be able to play an active role in expanding the small-scale economy and family businesses in the village, by helping to channel production facilities and market agricultural products. [4] besides that village unit cooperatives are also expected to provide technical guidance to farmers who are still*



- bimbingan teknis kepada petani yang masih menggunakan teknologi tradisional yaitu dengan mengadakan penyuluhan dan kursus bagi petani.
4. Sisa hasil usaha (SHU) adalah selisih dari seluruh pemasukan atau penerimaan total dengan biaya-biaya atau biaya total dalam satu tahun buku.
- using traditional technology by holding counseling and courses for farmers.*
4. *Remaining operating results (SHU) is the difference from all total revenue or revenue with total costs or costs in one financial year.*

<https://tapinkab.bps.go.id>

**ULASAN**

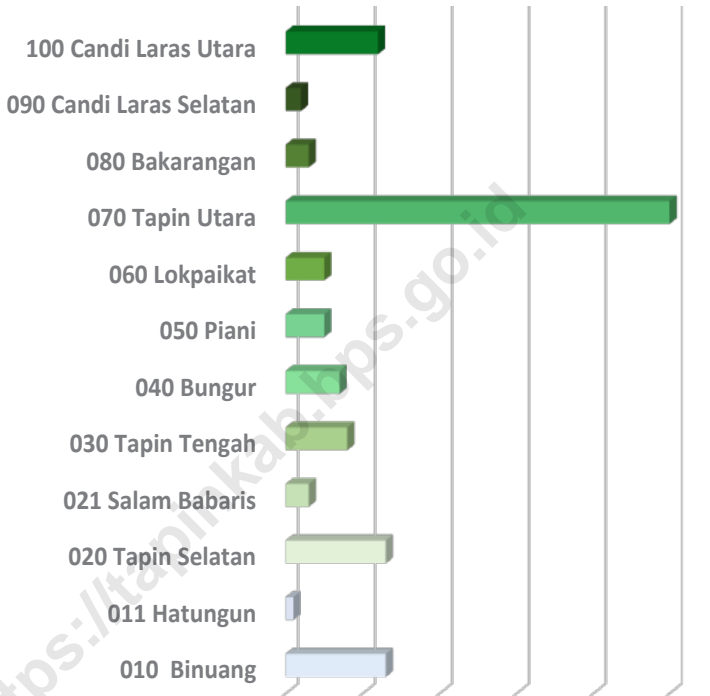
Jumlah Koperasi Unit Desa (KUD) di Kecamatan Tapin pada tahun 2021 sebanyak 22 unit. Jumlah Koperasi Non KUD lebih banyak dibandingkan KUD yaitu 100 unit. Dari 22 unit KUD hanya 3 unit yang mengadakan rapat anggota tahunan pada tahun 2021.

**DESCRIPTION**

*Number of Village Unit Cooperatives (KUD) in Tapin district in 2021 was 22 units. Number of Non KUD Cooperative were more than KUD by 100 units. Of the 22 units of KUD only 3 units that held annual member meeting in 2021.*

<https://tapinkab.bps.go.id>

**Gambar 9.1** Jumlah Koperasi Unit Desa (KUD) Menurut Kecamatan di Kabupaten Tapin, 2021  
**Figures 9.1** Number of Village Unit Cooperative (VUC) by SubDistricts in Tapin Regency, 2021



Sumber/Source: Dinas Perindustrian dan Koperasi Kabupaten Tapin/ Industry and Cooperative Service of Tapin Regency

**Tabel**  
**Table** 9.1**Jumlah Koperasi Aktif Menurut Kecamatan di Kabupaten Tapin, 2018–2021**  
**Number of Active Cooperative by Subdistrict in Tapin Regency, 2018–2021**

| Kecamatan<br>Subdistrict | 2018       | 2019       | 2020       | 2021       |
|--------------------------|------------|------------|------------|------------|
| (1)                      | (2)        | (3)        | (4)        | (5)        |
| 010. Benuang             | 13         | 13         | 13         | 13         |
| 011. Hatungun            | 1          | 1          | 1          | 1          |
| 020. Tapin Selatan       | 13         | 13         | 13         | 13         |
| 021. Salam Babaris       | 3          | 3          | 3          | 3          |
| 030. Tapin Tengah        | 8          | 8          | 8          | 8          |
| 040. Bungur              | 7          | 7          | 7          | 7          |
| 050. Piani               | 5          | 5          | 5          | 5          |
| 060. Lokpaikat           | 6          | 5          | 5          | 5          |
| 070. Tapin Utara         | 46         | 49         | 50         | 50         |
| 080. Bakarangan          | 3          | 3          | 3          | 3          |
| 090. Candi Laras Selatan | 2          | 2          | 2          | 2          |
| 100. Candi Laras Utara   | 12         | 12         | 12         | 12         |
| <b>Tapin</b>             | <b>119</b> | <b>121</b> | <b>122</b> | <b>122</b> |

Sumber/Source: Dinas Perindustrian dan Koperasi Kabupaten Tapin/ *Industry and Cooperative Service of Tapin Regency*

**Tabel**  
**Table** 9.2**Jumlah Koperasi Menurut Jenis Koperasi dan Kecamatan di Kabupaten Tapin, 2021**  
**Number of Cooperative by Kind of Cooperative and Subdistrict in Tapin Regency, 2021**

| Kecamatan<br>Subdistrict | Jenis Koperasi/ Kind of Cooperative |           |          |          |                  | Jumlah<br>Total |
|--------------------------|-------------------------------------|-----------|----------|----------|------------------|-----------------|
|                          | KUD                                 | KPRI      | KOPKAR   | KOPPAS   | Lainnya<br>Other |                 |
| (1)                      | (2)                                 | (3)       | (4)      | (5)      | (6)              | (7)             |
| 010. Benuang             | -                                   | 2         | -        | -        | 11               | 13              |
| 011. Hatungun            | -                                   | -         | -        | -        | 1                | 1               |
| 020. Tapin Selatan       | 2                                   | 1         | 1        | -        | 9                | 13              |
| 021. Salam Babaris       | 1                                   | -         | -        | -        | 2                | 3               |
| 030. Tapin Tengah        | 4                                   | 2         | -        | -        | 2                | 8               |
| 040. Bungur              | 1                                   | -         | 1        | -        | 5                | 7               |
| 050. Piani               | 4                                   | -         | -        | -        | 1                | 5               |
| 060. Lokpaikat           | 2                                   | -         | -        | -        | 3                | 5               |
| 070. Tapin Utara         | 3                                   | 21        | 4        | -        | 22               | 50              |
| 080. Bakarangan          | 1                                   | -         | -        | -        | 2                | 3               |
| 090. Candi Laras Selatan | 1                                   | -         | 1        | -        | 0                | 2               |
| 100. Candi Laras Utara   | 3                                   | -         | -        | -        | 9                | 12              |
| <b>Tapin</b>             | <b>22</b>                           | <b>26</b> | <b>7</b> | <b>0</b> | <b>67</b>        | <b>122</b>      |

Sumber/Source: Dinas Perindustrian dan Koperasi Kabupaten Tapin/ Industry and Cooperative Service of Tapin Regency

**Tabel**  
**Table 9.3****Banyaknya Koperasi Primer dan Non KUD Menurut Kecamatan di Kabupaten Tapin, 2021**  
**Number of Primary Cooperatives and Non Village Unit Cooperatives by Sub District in Tapin Regency, 2021**

| Kecamatan<br>Sub District | KUD<br>VUC | Anggota<br>Members | Non KUD<br>Non VUC | Anggota<br>Members |
|---------------------------|------------|--------------------|--------------------|--------------------|
| (1)                       | (2)        | (3)                | (4)                | (5)                |
| 010. Benuang              | -          | ...                | 13                 | ...                |
| 011. Hatungun             | -          | ...                | 1                  | ...                |
| 020. Tapin Selatan        | 2          | ...                | 11                 | ...                |
| 021. Salam Babaris        | 1          | ...                | 2                  | ...                |
| 030. Tapin Tengah         | 4          | ...                | 4                  | ...                |
| 040. Bungur               | 1          | ...                | 6                  | ...                |
| 050. Piani                | 4          | ...                | 1                  | ...                |
| 060. Lokpaikat            | 2          | ...                | 3                  | ...                |
| 070. Tapin Utara          | 3          | ...                | 47                 | ...                |
| 080. Bakarangan           | 1          | ...                | 2                  | ...                |
| 090. Candi Laras Selatan  | 1          | ...                | 1                  | ...                |
| 100. Candi Laras Utara    | 3          | ...                | 9                  | ...                |
| <b>Jumlah/Total</b>       | <b>22</b>  | <b>...</b>         | <b>100</b>         | <b>...</b>         |

Sumber/Source: Dinas Perindustrian dan Koperasi Kabupaten Tapin/ Industry and Cooperative Service of Tapin Regency

**Tabel**  
**Table** 9.4**Banyaknya KUD dan Non KUD yang Melaksanakan Rapat Anggota Tahunan di Kabupaten Tapin, 2021**  
**Number of VUC and Non VUC that Hold Annual Member Meeting in Tapin Regency, 2021**

| Kecamatan<br>Sub District | KUD<br>VUC | Melakukan RAT<br>Take YMM | Non KUD<br>Non VUC | Melakukan<br>RAT<br>Take YMM |
|---------------------------|------------|---------------------------|--------------------|------------------------------|
| (1)                       | (2)        | (3)                       | (4)                | (5)                          |
| 010. Benuang              | -          | -                         | 13                 | 2                            |
| 011. Hatungun             | -          | -                         | 1                  | -                            |
| 020. Tapin Selatan        | 2          | -                         | 11                 | -                            |
| 021. Salam Babaris        | 1          | -                         | 2                  | -                            |
| 030. Tapin Tengah         | 4          | 1                         | 4                  | -                            |
| 040. Bungur               | 1          | -                         | 6                  | -                            |
| 050. Piani                | 4          | -                         | 1                  | -                            |
| 060. Lokpaikat            | 2          | 1                         | 3                  | 2                            |
| 070. Tapin Utara          | 3          | 1                         | 47                 | 5                            |
| 080. Bakarangan           | 1          | -                         | 2                  | -                            |
| 090. Candi Laras Selatan  | 1          | -                         | 1                  | -                            |
| 100. Candi Laras Utara    | 3          | -                         | 9                  | -                            |
| <b>Jumlah/Total</b>       | <b>22</b>  | <b>3</b>                  | <b>100</b>         | <b>9</b>                     |

Sumber/Source: Dinas Perindustrian dan Koperasi Kabupaten Tapin/ Industry and Cooperative Service of Tapin Regency

**Tabel**  
**Table** 9.5**Banyaknya KUD dan Non KUD Menurut Sisa Hasil Usaha (SHU) dan Kecamatan di Kabupaten Tapin, 2021**  
**Number of VUC and Non VUC tby Value of Revenue and Sub District in Tapin Regency, 2021**

| Kecamatan<br>Sub District | KUD<br>VUC | SHU<br>Revenue<br>(000 Rupiahs) | Non KUD<br>Non VUC | SHU<br>Revenue<br>(000 Rupiahs) |
|---------------------------|------------|---------------------------------|--------------------|---------------------------------|
| (1)                       | (2)        | (3)                             | (4)                | (5)                             |
| 010. Binuang              | -          | ...                             | 13                 | ...                             |
| 011. Hatungun             | -          | ...                             | 1                  | ...                             |
| 020. Tapin Selatan        | 2          | ...                             | 11                 | ...                             |
| 021. Salam Babaris        | 1          | ...                             | 2                  | ...                             |
| 030. Tapin Tengah         | 4          | ...                             | 4                  | ...                             |
| 040. Bungur               | 1          | ...                             | 6                  | ...                             |
| 050. Piani                | 4          | ...                             | 1                  | ...                             |
| 060. Lokpaikat            | 2          | ...                             | 3                  | ...                             |
| 070. Tapin Utara          | 3          | ...                             | 47                 | ...                             |
| 080. Bakarangan           | 1          | ...                             | 2                  | ...                             |
| 090. Candi Laras Selatan  | 1          | ...                             | 1                  | ...                             |
| 100. Candi Laras Utara    | 3          | ...                             | 9                  | ...                             |
| <b>Jumlah/Total</b>       | <b>22</b>  | <b>...</b>                      | <b>100</b>         | <b>...</b>                      |

Sumber/Source: Dinas Perindustrian dan Koperasi Kabupaten Tapin/ Industry and Cooperative Service of Tapin Regency



**Tabel**  
**Table** 9.6**Perkembangan Permodalan dan Mutasi Dirinci Menurut Hasil Kegiatan KUD di Kabupaten Tapin, 2021**  
*Trend of Capital and Change by Activity in Tapin Regency, 2021*

| Kecamatan<br>Sub District | Triwulan IV 2020 | Triwulan IV 2021 |
|---------------------------|------------------|------------------|
| (1)                       | (2)              | (3)              |
| 1. Jumlah Koperasi/ KUD   | 147              | ...              |
| 2. Jumlah Anggota         | 17 536           | ...              |
| 3. Simpanan               |                  |                  |
| - Simpanan Pokok          | 233 350 500      | ...              |
| - Simpanan Wajib          | 5 296 848 969    | ...              |
| - Simpanan Sukarela       | 17 125 800       | ...              |
| - Simpanan Khusus/lainnya | 145 970 650      | ...              |
| 4. Cadangan               | 6 205 650 300    | ...              |
| 5. Hutang                 | 81 303 415 226   | ...              |
| 6. Piutang                | 7 165 950 864,68 | ...              |
| 7. Volume Usaha           | 24 589 550 775   | ...              |
| 8. Dana-dana              | 1 986 556 200    | ...              |
| 9. S H U                  | 5 776 222 459,2  | ...              |
| 10. Donasi                | 1 254 455,57     | ...              |

Sumber/Source: Dinas Perindustrian dan Koperasi Kabupaten Tapin/ *Industry and Cooperative Service of Tapin Regency*

# Bab

Chapter

# Pengeluaran Penduduk

Population Expenditures

# 10

## PENGELURAN MAKANAN

# SEBULAN

Rata-rata Pengeluaran Makanan per Kapita per Bulan di Kabupaten Tapin adalah

## Rp731.093.-

Makanan dan Minuman Jadi

### Rp249.348.-

Ikan/Undang/Cumi/Kerang

### Rp94.035.-

Rokok

### Rp72.975.-



## PENGELURAN NON MAKANAN SEBULAN

## Rp595.119.-

Pakaian, alas kaki, dan tutup kepala

### Rp36.346.-

Aneka Komoditas dan Jasa

### Rp116.920.-





**PENJELASAN TEKNIS**

1. Pengeluaran rata-rata per kapita adalah biaya yang dikeluarkan untuk konsumsi semua anggota rumah tangga selama sebulan baik yang berasal dari pembelian, pemberian maupun produksi sendiri dibagi dengan banyaknya anggota rumah tangga dalam rumah tangga tersebut.

**TECHNICAL NOTES**

1. *Per capita Average Expenditure is the cost spent for all household members consumption during the month, whether from purchasing, giving or own production, divided by the number of household members in the household.*

<https://tapinkab.bps.go.id>

**ULASAN**

Tahun 2021, rata-rata pengeluaran per kapita sebulan penduduk Kabupaten Tapin sekitar Rp. 731.093,- Makanan dan minuman jadi masih menjadi kelompok makanan yang paling banyak dikonsumsi, yakni sekitar 34,11persen atau Rp. 249.348,-

Untuk kelompok bukan makanan, rata-rata pengeluaran per kapita sebulan penduduk Kabupaten Tapin adalah Rp. 595.119,- Untuk kelompok bukan makanan didominasi oleh pengeluaran 'Perumahan dan fasilitas rumah tangga' yakni Rp. 336.250,- atau sekitar 56,50 persen.

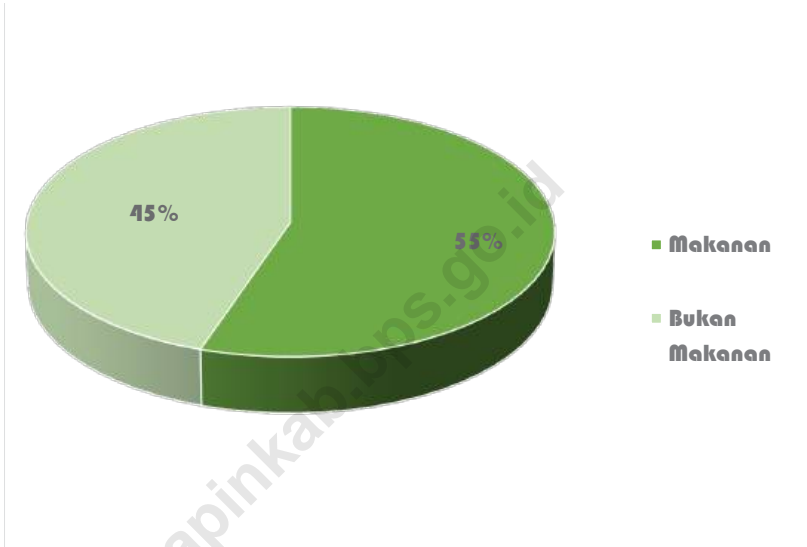
**DESCRIPTION**

*In 2021, the average monthly expenditure per capita of Tapin regency population is around Rp. 731.093, - Food and beverages are still the most consumed, which is around 34,11 percent or Rp. 249.348,-*

*For non-food groups, the average monthly expenditure per capita of the Tapin regency population is Rp. 595.119,- . It was dominated by expenditure of 'Housing and household facilities' ie Rp. 336.250,- or around 56,50 percent.*

**Gambar** 10.1  
**Figures**

**Pengeluaran Rata-Rata per Kapita Sebulan di Kabupaten Tapin (Rupiah), 2021**  
*Average Expenditure per Month in Tapin Regency (Rupiah), 2021*



Sumber/Source: Badan Pusat Statistik Kabupaten Tapin/ BPS-Statistics of Tapin Regency

**Tabel**  
**Table** 10.1**Rata-rata Pengeluaran per Kapita Sebulan Menurut Kelompok Komoditas (rupiah) di Kabupaten Tapin 2020 dan 2021**  
**Monthly Average Expenditure per Capita by Commodity Group (rupiahs) in Tapin Regency, 2020 and 2021**

| <b>Kelompok Komoditas/Commodity Group</b>                             | <b>2020</b>      | <b>2021</b>      |
|---|------------------|------------------|
| (1)   | (2)              | (3)              |
| <b>Makanan/Food</b>   |                  |                  |
| Padi-padian/Cereals   | 72 709           | 76 703           |
| Umbi-umbian/Tubers  | 2 086            | 4 865            |
| Ikan/udang/cumi/kerang/Fish/shrimp/common squid/shells                | 84 391           | 94 035           |
| Daging/Meat   | 26 736           | 29 669           |
| Telur dan susu/Eggs and milk  | 38 087           | 39 861           |
| Sayur-sayuran/Vegetables  | 43 126           | 50 159           |
| Kacang-kacangan/Legumes   | 10 551           | 12 000           |
| Buah-buahan/Fruits  | 32 187           | 23 533           |
| Minyak dan kelapa/Oil and coconut                                     | 14 999           | 17 255           |
| Bahan minuman/Beverage stuffs   | 24 920           | 24 167           |
| Bumbu-bumbuan/Spices  | 13 720           | 16 632           |
| Konsumsi lainnya/Miscellaneous food items                             | 17 383           | 19 890           |
| Makanan dan minuman jadi/Prepared food and beverages                  | 263 913          | 249 348          |
| Rokok/Cigarettes  | 76 936           | 72 975           |
| <b>Jumlah makanan/Total food</b>                                      | <b>721 745</b>   | <b>731 093</b>   |
| <b>Bukan makanan/Non-food</b>   |                  |                  |
| Perumahan dan fasilitas rumah tangga/Housing and household facilities | 324 415          | 336 250          |
| Aneka komoditas dan jasa/Goods and services                           | 119 983          | 116 920          |
| Pakaian, alas kaki, dan tutup kepala/Clothing, footwear, and headgear | 41 569           | 36 346           |
| Komoditas tahan lama/Durable goods                                    | 41 377           | 49 855           |
| Pajak, pungutan, dan asuransi/Taxes and insurance                     | 33 008           | 39 682           |
| Keperluan pesta dan upacara/kenduri/Parties and ceremonies            | 34 055           | 16 066           |
| <b>Jumlah bukan makanan/Total non-food</b>                            | <b>594 408</b>   | <b>595 119</b>   |
| <b>Jumlah/Total</b>   | <b>1 316 153</b> | <b>1 326 212</b> |

Sumber/Source: Badan Pusat Statistik Kabupaten Tapin/ BPS-Statistics of Tapin Regency

**Tabel**  
**Table** 10.2

**Persentase Pengeluaran per Kapita Sebulan Menurut Kelompok Komoditas di Kabupaten Tapin, 2020 dan 2021**  
**Percentage of Monthly Expenditure per Capita by Commodity Group in Tapin Regency 2020 and 2021**

| <b>Kelompok Komoditas/Commodity Group</b>                             | <b>2020</b>   | <b>2021</b>   |
|---|---------------|---------------|
| (1)   | (2)           | (3)           |
| <b>Makanan/Food</b>   |               |               |
| Padi-padian/Cereals   | 10.07         | 10.49         |
| Umbi-umbian/Tubers  | 0.29          | 0.67          |
| Ikan/udang/cumi/kerang/Fish/shrimp/common squid/shells                | 11.69         | 12.86         |
| Daging/Meat   | 3.70          | 4.06          |
| Telur dan susu/Eggs and milk  | 5.28          | 5.45          |
| Sayur-sayuran/Vegetables  | 5.98          | 6.86          |
| Kacang-kacangan/Legumes   | 1.46          | 1.64          |
| Buah-buahan/Fruits  | 4.46          | 3.22          |
| Minyak dan kelapa/Oil and coconut                                     | 2.08          | 2.36          |
| Bahan minuman/Beverage stuffs   | 3.45          | 3.31          |
| Bumbu-bumbuan/Spices  | 1.90          | 2.27          |
| Konsumsi lainnya/Miscellaneous food items                             | 2.41          | 2.72          |
| Makanan dan minuman jadi/Prepared food and beverages                  | 36.57         | 34.11         |
| Rokok/Cigarettes  | 10.66         | 9.98          |
| <b>Jumlah makanan/Total food</b>                                      | <b>100.00</b> | <b>100.00</b> |
| <b>Bukan makanan/Non-food</b>   |               |               |
| Perumahan dan fasilitas rumah tangga/Housing and household facilities | 54.58         | 56.50         |
| Aneka komoditas dan jasa/Goods and services                           | 20.19         | 19.65         |
| Pakaian, alas kaki, dan tutup kepala/Clothing, footwear, and headgear | 6.99          | 6.11          |
| Komoditas tahan lama/Durable goods                                    | 6.96          | 8.38          |
| Pajak, pungutan, dan asuransi/Taxes and insurance                     | 5.55          | 6.67          |
| Keperluan pesta dan upacara/kenduri/Parties and ceremonies            | 5.73          | 2.70          |
| <b>Jumlah bukan makanan/Total non-food</b>                            | <b>100.00</b> | <b>100.00</b> |
| <b>Jumlah/Total</b>   | <b>100</b>    | <b>100</b>    |

Sumber/Source: Badan Pusat Statistik Kabupaten Tapin/ BPS-Statistics of Tapin Regency



**Tabel**  
**Table** 10.3**Persentase Penduduk Menurut Golongan Pengeluaran Per Kapita Sebulan di Kabupaten Tapin, 2021**  
**Percentage of Population by Per Capita Spending Group a Month in Tapin Regency, 2021**

| <b>Golongan Pengeluaran Per Kapita Sebulan (rupiah)</b><br><b>Class of Monthly Expenditure per Capita (rupiahs)</b> | <b>Persentase Penduduk</b><br><b>Percentage of Population</b> |
|---|---|
| (1)   | (2)   |
| < 150 000   | 0.00  |
| 150 000–199 999   | 0.00  |
| 200 000–299 999   | 0.00  |
| 300 000–499 999   | 4.11  |
| 500 000–749 999   | 15.63   |
| 750 000–999 999   | 17.87   |
| 1 000 000–1 499 999   | 34.65   |
| > 1 500 000   | 27.75   |
| <b>Jumlah/Total</b>   | <b>100,00</b>   |

Sumber/Source: BPS, Survei Sosial Ekonomi Nasional (Susenas) Maret/BPS-Statistics Indonesia, National Socioeconomic Survey March

# Bab Perdagangan

Chapter

Trades

# 11

## JUMLAH PERUSAHAAN YANG MEMILIKI SIUP

### Perseroan Terbatas

Jumlah PT yang memiliki SIUP di Kabupaten Tapin sebanyak **3**

### CV atau Firma

Jumlah CV atau Firma yang memiliki SIUP di Kabupaten Tapin sebanyak **4**

### Perusahaan Menengah

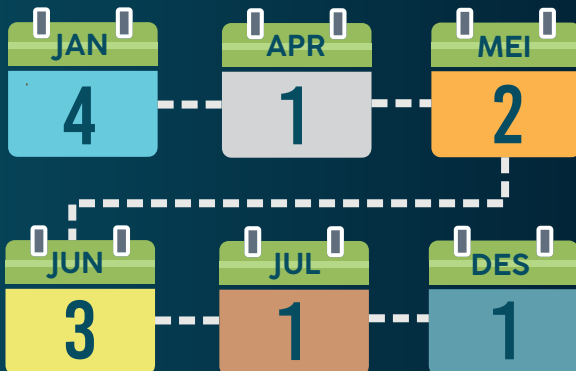
Jumlah Perusahaan Menengah yang memiliki SIUP di Kabupaten Tapin sebanyak **3**

### Perusahaan Kecil

Jumlah Perusahaan Besar yang memiliki SIUP di Kabupaten Tapin sebanyak **2**

## PERKEMBANGAN PERUSAHAAN TAHUN 2021

Perkembangan Perusahaan yang memiliki SIUP per bulan Tahun 2021 sebagai berikut :





**PENJELASAN TEKNIS****TECHNICAL NOTES**

- |  |  |
|--|--|
| <p>1. Sistem pencatatan Statistik Ekspor dan Impor adalah "General Trade" dengan wilayah pencatatan meliputi seluruh wilayah kepabeanan Indonesia.</p>   | <p>1. <i>The recording of export and import statistics is based on General Trade System covering all Indonesian customs areas.</i></p>   |
| <p>2. Pengesahan dokumen kepabeanan ekspor dan impor dilakukan oleh Bea dan Cukai berdasarkan Persetujuan Muat/Bongkar Barang.</p>   | <p>2. <i>The legalization of customs export and import documents is conducted by the Customs and Excise Office.</i></p>  |
| <p>3. Data ekspor berasal dari dokumen kepabeanan BC 3.0 atau yang disebut dokumen Pemberitahuan Ekspor Barang (PEB) yang diisi oleh eksportir.</p>  | <p>3. <i>The export data are compiled based on customs export documents BC 3.0 or known as Export Declarations (PEB), filled by exporters.</i></p>   |
| <p>4. Data impor berasal dari dokumen kepabeanan BC 2.0 atau yang disebut dokumen Pemberitahuan Impor Barang (PIB), Pemberitahuan Impor Barang Khusus (PIBK), Pemberitahuan Pabean Free Trade Zone (PPFTZ) dan dokumen kepabeanan BC 2.3 yang mencatat impor barang dari Luar Negeri ke Kawasan Berikat.</p> | <p>4. <i>The import data are compiled based on customs import documents BC 2.0 or known as Import Declarations Form (PIB), Import Declarations Form for Special Commodity (PIBK), Customs Declaration Form for Free Trade Zone (PPFTZ), and customs import documents BC 2.3 which records import goods from foreign country to Bounded Zones Area.</i></p> |
| <p>5. Barang-barang yang dikirim ke luar negeri untuk diolah dicatat sebagai ekspor, sedangkan hasil olahan yang dikembalikan ke Indonesia dicatat sebagai impor.</p>  | <p>5. <i>Goods send abroad for processing purposes are recorded as export while its product sent to Indonesia are recorded as import.</i></p>  |
| <p>6. Barang-barang luar negeri yang diolah di dalam negeri dicatat sebagai barang impor meskipun</p>  | <p>6. <i>Foreign goods processed in Indonesia are still recorded as</i></p>  |

barang olahan tersebut akan kembali ke luar negeri.

7. Barang-barang yang tidak dicakup dalam pencatatan:
  - a. Pakaian dan barang-barang perhiasan penumpang.
  - b. Barang-barang bawaan penumpang dari/ke luar negeri untuk dipakai sendiri, kecuali lemari es, pesawat televisi, dan sebagainya.
  - c. Barang-barang untuk keperluan perwakilan kedutaan suatu negara.
  - d. Barang-barang ekspedisi dan ekshibisi atau pameran.
  - e. Barang-barang untuk militer yang diimpor langsung oleh angkatan bersenjata
  - f. Pembungkus/peti kemas untuk diisi kembali.
  - g. Uang dan surat-surat berharga.
  - h. Barang-barang contoh
  
8. Sistem pengolahan dokumen impor/ekspor Indonesia adalah sistem "Carry Over" yaitu dokumen ditunggu selama satu bulan, setelah bulan berjalan, sedangkan dokumen-dokumen yang terlambat akan diolah pada bulan berikutnya. Dengan demikian dokumen bulan-bulan sebelumnya yang terlambat diterima dan masuk pada bulan berjalan, diperlakukan sebagai dokumen bulan pengolahan.
  
9. Pelabuhan Muat adalah

*imports although the products will be sent to abroad.*

7. *The following goods are not inCandi Laras Utaraded in the statistics:*
  - a. *Clothings and passengers' jewelry.*
  - b. *Luggage of passengers for own use, except refrigerators, television sets, etc.*
  - c. *Goods imported/exported for the use of foreign representative countries/embassies.*
  - d. *Goods for expeditions, and shows or exhibitions.*
  - e. *Military goods directly imported by the Armed Forces.*
  - f. *Packings/containers to be refilled.*
  - g. *Bank notes and securities*
  - h. *Sample goods*
  
8. *The carry-over system is used in processing Indonesian export and import documents. Documents are processed one month after the current month, while those received later will be processed for the succeeding month. This means previous documents received in the current month will be treated as processed documents.*
  
9. *Port of loading is port where the goods are transported out of the*

pelabuhan darimana barang diangkut ke luar negeri atau diekspor

*country or exported.*

10. Negara tujuan adalah negara tujuan akhir yang diketahui untuk barang ekspor yang dikirim ke luar negeri

10. *Country of destination is country that is known to export goods sent abroad.*

11. Jenis komoditi adalah barang ekspor yang dicatat sesuai kode Harmonized System (HS)

11. *Type commodity is exported goods recorded based on Harmonized System (HS) code.*

<https://tapinkab.bps.go.id>

**ULASAN**

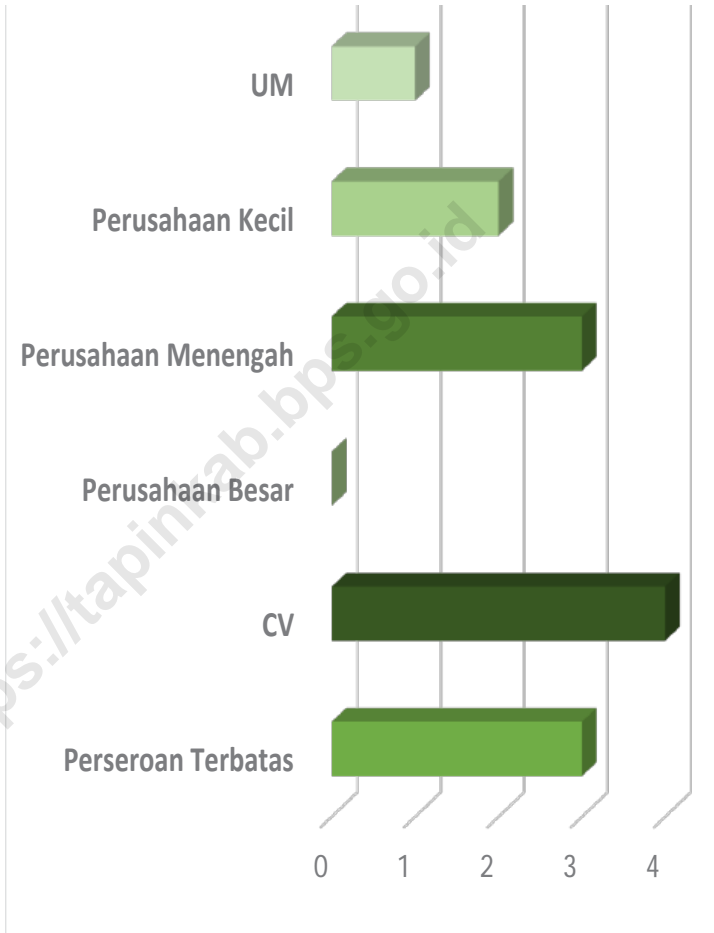
Banyaknya penerbitan Surat izin Usaha Perdagangan (SIUP) di Kabupaten Tapin 2021, berdasarkan data Dinas Perdagangan Kabupaten Tapin mencapai 13 perusahaan, terdiri dari 3 PT, 4 CV, 3 perusahaan menengah, 2 perusahaan kecil, dan 1 UM.

**DESCRIPTION**

*The number of issuance of Trading Business Permits (SIUP) in Tapin Regency 2021, based on data from the Tapin Regency Trade Service, there are 13 companies, consisting of 3 PT, 4 CV, 3 medium companies, 2 small companies, and 1 UM.*

**Gambar** 11.1  
**Figures**

**Jumlah Perusahaan Menurut Badan Hukum di Kabupaten Tapin, 2021**  
**Number of Establishments by Type of Business Entity in Tapin Regency, 2021**



Sumber/Source: Dinas Perdagangan Kabupaten Tapin/ Trade Service of Tapin Regency



**Tabel**  
**Table** 11.1**Jumlah Sarana Perdagangan Menurut Jenisnya di  
Kabupaten Tapin, 2018–2021**  
**Number of Trading Facilities by Type of Facility in Tapin  
Regency, 2018–2021**

| <b>Jenis Sarana Perdagangan</b><br><i>Type of Trading Facilities</i> | <b>2018</b> | <b>2019</b> | <b>2020</b> | <b>2021</b> |
|--|-------------|-------------|-------------|-------------|
| (1)  | (2)         | (3)         | (4)         | (5)         |
| Pasar/Market   | ...         | ...         | ...         | ...         |
| Toko/Store   | ...         | ...         | ...         | ...         |
| Kios   | ...         | ...         | ...         | ...         |
| Warung   | ...         | ...         | ...         | ...         |
| <b>Jumlah/Total</b>  | ...         | ...         | ...         | ...         |

Sumber/Source: Dinas Perdagangan kabupaten Tapin/ Trade Service of Tapin Regency

**Tabel**  
**Table** 11.2

**Perkembangan Perusahaan yang Memiliki Surat Izin Usaha  
Perdagangan (SIUP) di Kabupaten Tapin, 2021**  
*Trend of Enterprises Having Trading License in Tapin  
Regency, 2021*

| Bentuk<br>Perusahaan<br><i>Type of Business<br/>Entity</i> | s.d Tahun<br>2021 | 2021     |          |          |          |          |
|--|-------------------|----------|----------|----------|----------|----------|
|  |                   | Jan      | Feb      | Maret    | April    | Mei      |
| (1)  | (2)               | (3)      | (4)      | (5)      | (6)      | (7)      |
| Perseroan Terbatas   | 3                 | 1        | -        | -        | -        | 1        |
| CV   | 4                 | 1        | -        | -        | -        | 1        |
| Perusahaan Besar   | -                 | -        | -        | -        | -        | -        |
| Perusahaan<br>Menengah                                     | 3                 | 1        | -        | -        | -        | -        |
| Perusahaan Kecil   | 2                 | 1        | -        | -        | -        | -        |
| UM   | 1                 | -        | -        | -        | 1        | -        |
| Koperasi   | -                 | -        | -        | -        | -        | -        |
| PO   | -                 | -        | -        | -        | -        | -        |
| BUL  | -                 | -        | -        | -        | -        | -        |
| <b>Jumlah/Total</b>  | <b>13</b>         | <b>4</b> | <b>0</b> | <b>0</b> | <b>1</b> | <b>2</b> |

Lanjutan Tabel/Continued Table 11.2

| Bentuk<br>Perusahaan<br><i>Type of Business<br/>Entity</i> | 2021     |          |          |          |          |          |          |
|--|----------|----------|----------|----------|----------|----------|----------|
|  | Juni     | Juli     | Agu      | Sep      | Okt      | Nov      | Des      |
| (1)  | (2)      | (3)      | (4)      | (5)      | (6)      | (7)      | (8)      |
| Perseroan Terbatas   | 1        | -        | -        | -        | -        | -        | -        |
| CV   | -        | 1        | 1        | -        | -        | -        | -        |
| Perusahaan Besar   | -        | -        | -        | -        | -        | -        | -        |
| Perusahaan Menengah  | 1        | -        | -        | -        | -        | -        | 1        |
| Perusahaan Kecil   | 1        | -        | -        | -        | -        | -        | -        |
| UM   | -        | -        | -        | -        | -        | -        | -        |
| Koperasi   | -        | -        | -        | -        | -        | -        | -        |
| PO   | -        | -        | -        | -        | -        | -        | -        |
| BUL  | -        | -        | -        | -        | -        | -        | -        |
| <b>Jumlah/Total</b>  | <b>3</b> | <b>1</b> | <b>1</b> | <b>0</b> | <b>0</b> | <b>0</b> | <b>1</b> |

Sumber/Source: Dinas Perdagangan Kabupaten Tapin/ Trade Service of Tapin Regency

## PRODUK DOMESTIK REGIONAL BRUTO

**DISTRIBUSI MENURUT LAPUS**



Pertambangan dan Penggalian

RP 2.574,05 MILIAR  
(28,45%)



Pertanian, Perikanan, dan  
Kehutanan

RP 1.712,99 MILIAR  
(18,93%)



Perdagangan Besar dan Eceran,  
dan Reparasi Mobil dan Sepeda  
Motor

RP 961,51 MILIAR  
(10,63%)



Atas Dasar  
Harga Berlaku

RP 9.047,22 M



Atas Dasar  
Harga Konstan

RP 6.575,52 M



**PENJELASAN TEKNIS**

1. Penghitungan statistik neraca nasional mengikuti buku petunjuk yang diterbitkan oleh Perserikatan Bangsa Bangsa (PBB) dikenal sebagai Sistem Neraca Nasional (SNN). SNN adalah rekomendasi internasional tentang bagaimana menyusun ukuran aktivitas ekonomi yang sesuai dengan standar neraca baku yang didasarkan pada prinsip-prinsip ekonomi. Rekomendasi yang dimaksud dinyatakan dalam sekumpulan konsep, definisi, klasifikasi, dan aturan neraca yang disepakati secara internasional dalam mengukur indikator tertentu seperti Produk Domestik Bruto (PDB). Salah satu bentuk adaptasi pencatatan statistik nasional adalah melakukan perubahan tahun dasar PDB Indonesia dari tahun 2000 ke 2010. Perubahan tahun dasar PDB dilakukan seiring dengan mengadopsi rekomendasi PBB yang tertuang dalam Sistem Neraca Nasional 2008 (SNA 2008).
2. Produk Domestik Bruto pada tingkat nasional serta Produk Domestik Regional Bruto (PDRB) pada tingkat regional (provinsi) menggambarkan kemampuan suatu wilayah untuk menciptakan nilai tambah pada suatu waktu tertentu. Untuk menyusun PDB

**TECHNICAL NOTES**

1. *The method used to estimate national accounts statistics is based on the standard guidelines formed by United Nation known as System of National Accounts (SNA). SNA is the internationally agreed standard set of recommendations on how to compile measures of economic activity in accordance with strict accounting conventions based on economic principles. The recommendations are expressed in term of a set of concepts, definitions, classifications and accounting rules that comprise the internationally agreed standard for measuring indicators such as Gross Domestic Product (GDP). One of the improvement in the national statistical system is to rebase GDP form base year 2000 to 2010 in order to capture current economic condition. It is in line with the United Nations (UN) recommendation on 2008 SNA.*
2. *The basic measure of the value added arising from economic activity is known as Gross Domestic Product at the national level and Gross Regional Domestic Product (GRDP) at the regional level (provinces/regencies/municipalities). To compile these statistics, two approaches have been used, i.e. "production approach" and "expenditure approach". The first approach is to*

maupun PDRB digunakan 2 pendekatan, yaitu lapangan usaha dan pengeluaran. Keduanya menyajikan komposisi data nilai tambah dirinci menurut sumber kegiatan ekonomi (lapangan usaha) dan menurut komponen penggunaannya. PDB maupun PDRB dari sisi lapangan usaha merupakan penjumlahan seluruh komponen nilai tambah bruto yang mampu diciptakan oleh sektor-sektor ekonomi atas berbagai aktivitas produksinya. Sedangkan dari sisi pengeluaran menjelaskan tentang penggunaan dari nilai tambah tersebut.

3. PDB menurut lapangan usaha mengalami perubahan klasifikasi dari 9 lapangan usaha menjadi 17 lapangan usaha. PDB menurut lapangan usaha dirinci menurut total nilai tambah dari seluruh sektor ekonomi yang mencakup lapangan usaha Pertanian, Kehutanan, dan Perikanan; Pertambangan dan Penggalian; Industri Pengolahan; Pengadaan Listrik dan Gas; Pengadaan Air, Pengelolaan Sampah, Limbah dan Daur Ulang; Konstruksi; Perdagangan Besar dan Eceran, Reparasi Mobil dan Sepeda Motor; Transportasi dan Pergudangan; Penyediaan Akomodasi dan Makan Minum; Informasi dan Komunikasi; Jasa Keuangan dan Asuransi; Real Estat; Jasa

*measure value added produced by various kinds of economic activities, while the second approach is to measure final uses of the country's output. In other words, GDP/GRDP is the summary of total value added produced by all economic industries (activities) and the way of using it.*

3. *GDP by industry classification changes from 9 sectors to 17 industries. GDP by industry is classified by types of economic activities such as Agriculture, Forestry and Fishing; Mining and Quarrying; Manufacturing; Electricity and Gas; Water supply, Sewerage, Waste Management and Remediation Activities; Construction; Wholesale and Retail Trade; Repair of Motor Vehicles and Motorcycles; Transportation and Storage; Accommodation and Food Service Activities; Information and Communication; Financial and Insurance Activities; Real Estate Activities; Business Activities; Public Administration; Defence and Compulsory Social Security; Education; Human Health and Social Work Activities; and Other Services Activities.*
4. *GDP by expenditure classification changes where consumption expenditure Non-profit Institutions Serving Households (NPISH) previously in Candi Laras Utaraded as part of household consumption expenditure is taken out into*

Perusahaan; Administrasi Pemerintahan, Pertahanan dan Jaminan Sosial Wajib; Jasa Pendidikan; Jasa Kesehatan dan Kegiatan Sosial; dan Jasa lainnya.

4. PDB menurut pengeluaran mengalami perubahan klasifikasi dimana pengeluaran konsumsi Lembaga Non Profit yang Melayani Rumah Tangga (LNPR) yang sebelumnya termasuk bagian dari pengeluaran konsumsi rumah tangga menjadi komponen terpisah. Sehingga klasifikasi PDB menurut pengeluaran dirinci menjadi 7 komponen yaitu komponen pengeluaran konsumsi rumah tangga, pengeluaran konsumsi LNPR, pengeluaran konsumsi pemerintah, pembentukan modal tetap bruto, perubahan inventori, ekspor barang dan jasa, dan impor barang dan jasa.

5. Pengeluaran konsumsi rumah tangga mencakup berbagai pengeluaran konsumsi akhir rumah tangga atas barang dan jasa untuk memenuhi kebutuhan individu ataupun kelompok secara langsung. Pengeluaran rumah tangga di sini mencakup makanan dan minuman selain restoran; pakaian, alas kaki dan jasa perawatannya; perumahan dan perlengkapan rumah tangga; kesehatan dan pendidikan; transportasi dan komunikasi;

*separate component. So that, GDP by type of expenditures is classified into: household consumption expenditure, NPISH consumption expenditure, government consumption expenditure, gross fixed capital formation, changes in inventories, exports of goods and services, and imports of goods and services.*

5. *Household consumption expenditures consist of expenditures incurred by households, which are used for both individual or collective needs. Household consumptions are classified into food and beverages other than restaurants; clothing, footwear, and related maintenance services; housing and household equipment; health and education; transport and communication; restaurants and hotels; and others.*

6. *Government consumption expenditure consists of Individual Consumption Expenditure and Collective Consumption Expenditure. Individual goods and services are private goods and services, which the characteristics of private goods is a) Scarcity, that there is a scarcity/limited in number; b) Excludable consumption, the consumption of goods can be limited only to those who meet certain requirements (usually the price); c) Rivalrous competition, ie*



restoran dan hotel serta lainnya.

6. Pengeluaran Pemerintah terdiri dari Pengeluaran Konsumsi Individu dan Pengeluaran Konsumsi Kolektif. Barang dan jasa individu merupakan barang dan jasa privat, dimana ciri-ciri barang privat adalah a) Scarcity, yaitu ada kelangkaan/keterbatasan dalam jumlah; b) ExCandi Laras Utaradable consumption, yaitu konsumsi suatu barang dapat dibatasi hanya pada mereka yang memenuhi persyaratan tertentu (biasanya harga); c) Rivalrous competition, yaitu konsumsi oleh satu konsumen akan mengurangi atau menghilangkan kesempatan pihak lain untuk melakukan hal serupa. Contoh barang dan jasa yang dihasilkan pemerintah dan tergolong sebagai barang dan jasa individu adalah jasa pelayanan kesehatan pemerintah di rumah sakit/puskesmas dan jasa pendidikan di sekolah/ universitas negeri. Sedangkan barang dan jasa kolektif ekuivalen dengan barang publik yang memiliki ciri a) Non rivalry, yaitu penggunaan satu konsumen terhadap suatu barang tidak mengurangi kesempatan konsumen lain untuk juga mengkonsumsi barang tersebut; b) Non exCandi Laras Utaradable, yaitu apabila suatu barang publik tersedia, maka tidak ada yang

*consumption by the consumer will reduce or eliminate the chance of another party to do so. Examples of goods and services produced by government and classified as goods and services of individuals is the government health services in hospitals/health centers and education services in schools/ universities. Collective goods and services equivalent to public goods characterized by a) Non-rivalry, namely the use of a consumer for an item does not reduce the chance of another consumer to also consume goods; b) Non-exCandi Laras Utaradable, i.e. when a public good available, then nothing can hinder anyone to benefit from the goods or in other words everyone has access to the goods. Examples of goods and services produced by government and classified as collective goods and services is carried military defense services and the police's security.*

7. *Gross Fixed Capital Formation (GFCF) inCandi Laras Utarades procurement, manufacture, and the purchase of capital goods. Capital goods are goods which are used for the production process, durable or have a service life of more than one year such as buildings, machinery, and transportation equipment. InCandi Laras Utarading here: huge improvement that are to extend the life or changing the shape or the capacity of the capital goods. Capital expenditures for military*

dapat menghalangi siapapun untuk memperoleh manfaat dari barang tersebut atau dengan kata lain setiap orang memiliki akses ke barang tersebut. Contoh barang dan jasa yang dihasilkan pemerintah dan tergolong sebagai barang dan jasa kolektif adalah jasa pertahanan yang dilakukan TNI dan keamanan yang dilakukan kepolisian.

7. Pembentukan Modal Tetap Bruto (PMTB) mencakup pengadaan, pembuatan, dan pembelian barang modal. Barang modal dimaksud adalah barang-barang yang digunakan untuk proses produksi, tahan lama atau yang mempunyai umur pemakaian lebih dari satu tahun seperti bangunan, mesin-mesin dan alat angkutan. Termasuk pula di sini perbaikan besar (berat) yang sifatnya memperpanjang umur atau mengubah bentuk atau kapasitas barang modal tersebut. Pengeluaran barang modal untuk keperluan militer juga dicakup sebagai PMTB. Klasifikasi komponen PMTB dibagi menjadi 6 sub komponen yaitu Konstruksi; Mesin dan Peralatan; Kendaraan; Peralatan Lainnya; Cultivated Biological Resources (CBR) dan Produk Kekayaan Intelektual.
8. Ekspor barang dan jasa merupakan transaksi perdagangan barang dan jasa dari penduduk (residen) *purposes are also covered as GFCF. GFCF component are classified into six sub-components: Construction; Machinery and Equipment; vehicle; Other equipment; Cultivated Biological Resources (CBR) and Intellectual Property Product.*
8. *Exports of goods and services consist of transactions of goods and services from residents to non-residents. Imports of goods and services consist of transaction of goods and services from non-residents to residents. Exports and imports of goods occur when there are changes in ownership of goods between residents and non-residents (with or without physical movements of goods across frontiers). On the GDP at 2010 basic year, exports and imports of goods specified into non oil and gas and oil and gas.*
9. *GDP and its aggregations are presented in two forms: at current market prices and at constant base year market prices. In presenting current market prices, all aggregates are valued at current market prices, while base year constant market prices are shown by valuing all aggregates at fixed base year prices. Year of 2010 is used as the base year in this publication.*
10. *Growth rate of Gross Domestic Product is derived from GDP at constant market prices. It is*

ke bukan penduduk (nonresiden). Impor barang dan jasa adalah transaksi perdagangan dari bukan penduduk ke penduduk. Ekspor atau impor barang terjadi pada saat terjadi perubahan hak kepemilikan barang antara penduduk dengan bukan penduduk (dengan atau tanpa perpindahan fisik barang tersebut). Pada PDB dengan tahun dasar 2010, ekspor dan impor barang dirinci menjadi nonmigas dan migas.

*obtained by subtracting the value of GDP year  $n$  with the value of GDP year  $n-1$ , divided by the value of GDP year  $n-1$  then multiplied by 100 percent. The growth rate of GDP explains the income growth during the given period.*

9. Produk Domestik Bruto maupun agregat turunannya disajikan dalam 2 (dua) versi penilaian, yaitu atas dasar "harga berlaku" dan atas dasar "harga konstan". Disebut sebagai harga berlaku karena seluruh agregat dinilai dengan menggunakan harga pada tahun berjalan, sedangkan harga konstan penilaiannya didasarkan kepada harga satu tahun dasar tertentu, dalam publikasi ini digunakan harga tahun 2010.
10. Laju pertumbuhan Produk Domestik Bruto diperoleh dari perhitungan PDB atas dasar harga konstan. Diperoleh dengan cara mengurangi nilai PDB pada tahun ke- $n$  terhadap nilai pada tahun ke- $n-1$  (tahun sebelumnya), dibagi dengan nilai pada tahun ke- $n-1$ , dikalikan dengan 100 persen. Laju pertumbuhan

menunjukkan perkembangan agregat pendapatan dari satu waktu tertentu terhadap waktu sebelumnya.

<https://tapinkab.bps.go.id>

**ULASAN**

Produk Domestik Regional Bruto (PDRB) Kabupaten Tapin Atas Dasar Harga Berlaku Tahun 2021 adalah sebesar Rp 9.047,33 Miliar. Secara keseluruhan, pertumbuhan ekonomi Kabupaten Tapin Tahun 2021 adalah meningkat 3,41 persen dibanding tahun 2020.

Lapangan Usaha yang mengalami pertumbuhan terendah adalah Pertanian, Peternakan, Kehutanan, dan Perikanan sebesar -1,57 persen. Sedangkan lapangan usaha yang mengalami pertumbuhan terbesar yaitu Jasa Kesehatan sebesar 9,13 persen.

Struktur perekonomian di Tapin tahun 2021 didominasi oleh tiga sektor besar yaitu Pertambangan dan Penggalian; Pertanian, Kehutanan, dan Perikanan; dan Perdagangan Besar dan Eceran, dan Reparasi Mobil dan Sepeda Motor. Hal ini tercermin dari sumbangan ketiga sektor ini terhadap total PDRB atas dasar harga berlaku yang cukup besar yaitu masing-masing 28,45 persen, 18,93 persen, dan 10,63 persen.

**DESCRIPTION**

*Gross Regional Domestic Product (GRDP) of Tapin Regency at Current Market Price in 2021 amounted to Rp 9.047,33 billion. Overall economic growth of Tapin Regency in 2021 is decrease 3,41 percent compared to 2020.*

*Category with the lowest growth was Agriculture, Livestocks, Forestry, and Fishery at -1,57 percent. While industry which experienced the largest growth was Health Service; by 9,13 percent.*

*The economic structure of Tapin Regency in 2021 is dominated by three major sectors: Mining and Quarrying; Agriculture, Forestry and Fisheries; And Wholesale and Retail Trade; Repair of Motor Vehicles and Motorcycles. This is reflected in the contribution of these three sectors to the total GRDP at current market prices that were fairly large, respectively 28,45 percent, 18,93 percent, and 10,63 percent.*

**Gambar** 12.1  
**Figures**

**PDRB ADHB dan ADHK di Kabupaten Tapin (milyar rupiah), 2017-2021**  
**Current and Constant Market Price GRDP in Tapin Regency (billion rupiah), 2017-2021**



Catatan/Note: \*Angka Sementara/Preliminary Figures

\*\*Angka Sangat Sementara/ Very Preliminary Figures

Sumber/Source: Badan Pusat Statistik Kabupaten Tapin/ BPS-Statistics Tapin Regency

**Tabel**  
**Table** 12.1.

**Produk Domestik Regional Bruto Atas Dasar Harga  
Berlaku Menurut Lapangan Usaha di Kabupaten Tapin  
(milyar rupiah), 2017–2021**  
**Gross Regional Domestic Product at Current Market Prices  
by Industry in Tapin Regency (billion rupiahs), 2017–2021**

| Lapangan Usaha/Industry |  | 2017     | 2018     | 2019     | 2020*    | 2021**   |
|-------------------------|--|----------|----------|----------|----------|----------|
| (1)                     |  | (2)      | (3)      | (4)      | (5)      | (6)      |
| A                       | Pertanian, Kehutanan, dan Perikanan/<br><i>Agriculture, Forestry, and Fishing</i>  | 1 625,55 | 1 642,88 | 1 777,38 | 1 716,19 | 1 712,99 |
| B                       | Pertambangan dan Penggalian/ <i>Mining<br/>and Quarrying</i>   | 2 066,27 | 2 289,03 | 2 293,86 | 2 236,35 | 2 574,05 |
| C                       | Industri Pengolahan/ <i>Manufacturing</i>  | 522,24   | 545,99   | 574,86   | 558,47   | 617,21   |
| D                       | Pengadaan Listrik dan Gas/ <i>Electricity<br/>and Gas</i>  | 6,84     | 7,87     | 8,44     | 9,06     | 9,70     |
| E                       | Pengadaan Air; Pengelolaan Sampah,<br>Limbah, dan Daur Ulang/ <i>Water Supply;<br/>Sewerage, Waste Management, and<br/>Remediation Activities</i>    | 23,41    | 25,81    | 27,26    | 27,28    | 28,41    |
| F                       | Konstruksi/ <i>Construction</i>  | 420,32   | 456,46   | 491,50   | 491,17   | 529,37   |
| G                       | Perdagangan Besar dan Eceran;<br>Reparasi Mobil dan Sepeda Motor/<br><i>Wholesale and Retail Trade; Repair of<br/>Motor Vehicles and Motorcycles</i> | 732,86   | 813,70   | 892,40   | 906,92   | 961,51   |
| H                       | Transportasi dan Pergudangan/<br><i>Transportation and Storage</i>   | 237,33   | 260,08   | 278,94   | 278,30   | 294,75   |
| I                       | Penyediaan Akomodasi dan Makan<br>Minum/ <i>Accommodation and Food<br/>Service Activities</i>  | 171,36   | 188,92   | 201,22   | 204,95   | 222,95   |
| J                       | Informasi dan Komunikasi/ <i>Information<br/>and Communication</i>   | 263,65   | 290,08   | 312,18   | 333,83   | 360,47   |
| K                       | Jasa Keuangan dan Asuransi/ <i>Financial<br/>and Insurance Activities</i>  | 85,13    | 94,39    | 103,73   | 109,51   | 114,61   |
| L                       | Real Estat/ <i>Real Estate Activities</i>  | 104,31   | 112,72   | 120,23   | 126,64   | 134,47   |
| M,N                     | Jasa Perusahaan/ <i>Business Activities</i>  | 8,63     | 9,30     | 10,14    | 10,15    | 10,99    |

Lanjutan Tabel/*Continued Table* 12.1

| <b>Lapangan Usaha/Industry</b>   |   | <b>2017</b>     | <b>2018</b>     | <b>2019</b>     | <b>2020*</b>    | <b>2021**</b>   |
|--|---|-----------------|-----------------|-----------------|-----------------|-----------------|
| (1)  |   | (2)             | (3)             | (4)             | (5)             | (6)             |
| O  | Administrasi Pemerintahan, Pertahanan, dan Jaminan Sosial Wajib/ <i>Public Administration and Defence; Compulsory Social Security</i> | 572,36          | 617,21          | 660,84          | 678,40          | 709,61          |
| P  | Jasa Pendidikan/ <i>Education</i>   | 383,56          | 419,09          | 445,70          | 456,45          | 490,03          |
| Q  | Jasa Kesehatan dan Kegiatan Sosial/ <i>Human Health and Social Work Activities</i>  | 136,52          | 148,08          | 158,68          | 167,43          | 190,39          |
| R,S,T,U  | Jasa Lainnya/ <i>Other Services Activities</i>  | 70,46           | 77,55           | 80,88           | 82,80           | 85,80           |
| <b>Produk Domestik Regional Bruto/<br/>Gross Regional Domestic Product</b> |   | <b>7 430,81</b> | <b>7 999,16</b> | <b>8 438,25</b> | <b>8 393,89</b> | <b>9 047,33</b> |

Catatan/Note: \*Angka Sementara/*Preliminary Figures*

\*\*Angka Sangat Sementara/ *Very Preliminary Figures*

Perbedaan antara jumlah PDRB 34 Provinsi dan PDB Indonesia antara lain disebabkan oleh diskrepansi statistik/ *The difference between the total of GRDP of 34 Provinces and the GDP of Indonesia due to the statistical discrepancies*

Sumber/Source: Badan Pusat Statistik Kabupaten Tapin/ *BPS-Statistics Tapin Regency*



**Tabel**  
**Table** 12.2

**Produk Domestik Regional Bruto Atas Dasar Harga Konstan 2010 Menurut Lapangan Usaha di Kabupaten Tapin (milyar rupiah), 2017–2021**  
**Gross Regional Domestic Product at 2010 Constant Market Prices by Industry in Tapin Regency (billion rupiahs), 2017–2021**

|   | Lapangan Usaha/Industry  | 2017     | 2018     | 2019     | 2020*    | 2021**   |
|---|--|----------|----------|----------|----------|----------|
|   | (1)  | (2)      | (3)      | (4)      | (5)      | (6)      |
| A | Pertanian, Kehutanan, dan Perikanan/ <i>Agriculture, Forestry, and Fishing</i>   | 1 207,66 | 1 202,48 | 1 266,92 | 1 211,92 | 1 192,95 |
| B | Pertambangan dan Penggalian/ <i>Mining and Quarrying</i>   | 2 028,12 | 2 166,54 | 2 231,50 | 2 185,99 | 2 313,12 |
| C | Industri Pengolahan/ <i>Manufacturing</i>  | 366,23   | 380,58   | 396,91   | 379,89   | 396,49   |
| D | Pengadaan Listrik dan Gas/ <i>Electricity and Gas</i>  | 4,62     | 4,97     | 5,17     | 5,40     | 5,63     |
| E | Pengadaan Air; Pengelolaan Sampah, Limbah, dan Daur Ulang/ <i>Water Supply; Sewerage, Waste Management, and Remediation Activities</i>     | 17,37    | 18,55    | 18,95    | 18,89    | 19,54    |
| F | Konstruksi/ <i>Construction</i>  | 303,43   | 320,88   | 336,05   | 333,78   | 341,79   |
| G | Perdagangan Besar dan Eceran; Reparasi Mobil dan Sepeda Motor/ <i>Wholesale and Retail Trade; Repair of Motor Vehicles and Motorcycles</i> | 506,66   | 546,36   | 581,23   | 579,88   | 587,24   |
| H | Transportasi dan Pergudangan/ <i>Transportation and Storage</i>  | 176,55   | 189,44   | 198,71   | 195,53   | 204,68   |
| I | Penyediaan Akomodasi dan Makan Minum/ <i>Accommodation and Food Service Activities</i>   | 125,61   | 134,21   | 138,14   | 136,94   | 144,64   |
| J | Informasi dan Komunikasi/ <i>Information and Communication</i>   | 214,00   | 228,95   | 239,31   | 257,08   | 275,90   |

Lanjutan Tabel/*Continued Table 12.2*

| Lapangan Usaha/ <i>Industry</i>  |   | 2017            | 2018            | 2019            | 2020*           | 2021**          |
|--|---|-----------------|-----------------|-----------------|-----------------|-----------------|
| (1)  |   | (2)             | (3)             | (4)             | (5)             | (6)             |
| K  | Jasa Keuangan dan Asuransi/<br><i>Financial and Insurance Activities</i>  | 59,56           | 63,31           | 67,14           | 71,07           | 70,12           |
| L  | Real Estat/ <i>Real Estate Activities</i>   | 80,74           | 84,92           | 88,05           | 90,66           | 93,46           |
| M,N  | Jasa Perusahaan/ <i>Business Activities</i>   | 5,85            | 6,07            | 6,36            | 6,20            | 6,54            |
| O  | Administrasi Pemerintahan,<br>Pertahanan, dan Jaminan<br>Sosial Wajib/ <i>Public Administration and Defence;<br/>Compulsory Social Security</i> | 381,26          | 395,66          | 414,69          | 418,65          | 432,10          |
| P  | Jasa Pendidikan/ <i>Education</i>   | 274,78          | 293,92          | 305,62          | 304,47          | 318,46          |
| Q  | Jasa Kesehatan dan Kegiatan<br>Sosial/ <i>Human Health and Social Work Activities</i>   | 96,35           | 103,74          | 107,54          | 109,80          | 119,83          |
| R,S,T,U  | Jasa Lainnya/ <i>Other Services Activities</i>  | 48,35           | 51,86           | 52,71           | 52,35           | 53,03           |
| <b>Produk Domestik Regional<br/>Bruto/<i>Gross Regional Domestic Product</i></b> |   | <b>5 897,16</b> | <b>6 192,45</b> | <b>6 454,99</b> | <b>6 358,49</b> | <b>6 575,52</b> |

Catatan/Note: \*Angka Sementara/*Preliminary Figures*

\*\*Angka Sangat Sementara/ *Very Preliminary Figures*

Perbedaan antara jumlah PDRB 34 Provinsi dan PDB Indonesia antara lain disebabkan oleh discrepansi statistik/ *The difference between the total of GRDP of 34 Provinces and the GDP of Indonesia due to the statistical discrepancies*

Sumber/Source: Badan Pusat Statistik Kabupaten Tapin/ *BPS-Statistics Tapin Regency*

**Tabel**  
**Table** 12.3

**Distribusi Persentase Produk Domestik Regional Bruto Atas Dasar Harga Berlaku Menurut Lapangan Usaha di Kabupaten Tapin (persen), 2017–2021**  
**Percentage Distribution of Gross Regional Domestic Product at Current Market Prices by Industry in Tapin Regency (percent), 2017–2021**

| Lapangan Usaha/Industry  | 2017  | 2018  | 2019  | 2020* | 2021** |
|--|-------|-------|-------|-------|--------|
| (1)  | (2)   | (3)   | (4)   | (5)   | (6)    |
| A Pertanian, Kehutanan, dan Perikanan/ <i>Agriculture, Forestry, and Fishing</i>   | 21,88 | 20,54 | 21,06 | 20,45 | 18,93  |
| B Pertambangan dan Penggalian/ <i>Mining and Quarrying</i>   | 27,81 | 28,62 | 27,18 | 26,64 | 28,45  |
| C Industri Pengolahan/ <i>Manufacturing</i>  | 7,03  | 6,83  | 6,81  | 6,65  | 6,82   |
| D Pengadaan Listrik dan Gas/ <i>Electricity and Gas</i>  | 0,09  | 0,10  | 0,10  | 0,11  | 0,11   |
| E Pengadaan Air; Pengelolaan Sampah, Limbah, dan Daur Ulang/ <i>Water Supply; Sewerage, Waste Management, and Remediation Activities</i>     | 0,32  | 0,32  | 0,32  | 0,32  | 0,31   |
| F Konstruksi/ <i>Construction</i>  | 5,66  | 5,71  | 5,82  | 5,85  | 5,85   |
| G Perdagangan Besar dan Eceran; Reparasi Mobil dan Sepeda Motor/ <i>Wholesale and Retail Trade; Repair of Motor Vehicles and Motorcycles</i> | 9,86  | 10,17 | 10,58 | 10,80 | 10,63  |
| H Transportasi dan Pergudangan/ <i>Transportation and Storage</i>  | 3,19  | 3,25  | 3,31  | 3,32  | 3,26   |
| I Penyediaan Akomodasi dan Makan Minum/ <i>Accommodation and Food Service Activities</i>   | 2,31  | 2,36  | 2,38  | 2,44  | 2,46   |
| J Informasi dan Komunikasi/ <i>Information and Communication</i>   | 3,55  | 3,63  | 3,70  | 3,98  | 3,98   |
| K Jasa Keuangan dan Asuransi/ <i>Financial and Insurance Activities</i>  | 1,15  | 1,18  | 1,23  | 1,30  | 1,27   |

Lanjutan Tabel/*Continued Table* 12.3

| Lapangan Usaha/ <i>Industry</i>  |   | 2017          | 2018          | 2019          | 2020*         | 2021**        |
|--|---|---------------|---------------|---------------|---------------|---------------|
| (1)  |   | (2)           | (3)           | (4)           | (5)           | (6)           |
| L  | Real Estat/ <i>Real Estate Activities</i>   | 1,40          | 1,41          | 1,42          | 1,51          | 1,49          |
| M,N  | Jasa Perusahaan/ <i>Business Activities</i>   | 0,12          | 0,12          | 0,12          | 0,12          | 0,12          |
| O  | Administrasi Pemerintahan, Pertahanan, dan Jaminan Sosial Wajib/ <i>Public Administration and Defence; Compulsory Social Security</i> | 7,70          | 7,72          | 7,83          | 8,08          | 7,84          |
| P  | Jasa Pendidikan/ <i>Education</i>   | 5,16          | 5,24          | 5,28          | 5,44          | 5,42          |
| Q  | Jasa Kesehatan dan Kegiatan Sosial/ <i>Human Health and Social Work Activities</i>  | 1,84          | 1,85          | 1,88          | 1,99          | 2,10          |
| R,S,T,U  | Jasa Lainnya/ <i>Other Services Activities</i>  | 0,95          | 0,97          | 0,96          | 0,99          | 0,95          |
| <b>Produk Domestik Regional Bruto/<i>Gross Regional Domestic Product</i></b> |   | <b>100,00</b> | <b>100,00</b> | <b>100,00</b> | <b>100,00</b> | <b>100,00</b> |

Catatan/*Note*: \*Angka Sementara/*Preliminary Figures*

\*\*Angka Sangat Sementara/*Very Preliminary Figures*

Perbedaan antara jumlah PDRB 34 Provinsi dan PDB Indonesia antara lain disebabkan oleh diskrepansi statistik/*The difference between the total of GRDP of 34 Provinces and the GDP of Indonesia due to the statistical discrepancies*

Sumber/*Source*: Badan Pusat Statistik Kabupaten Tapin/ *BPS-Statistics Tapin Regency*

**Tabel**  
**Table** 12.4

**Laju Pertumbuhan Produk Domestik Regional Bruto Atas Dasar Harga Konstan 2010 Menurut Lapangan Usaha di Kabupaten Tapin (persen), 2018–2021**  
**Growth Rate of Gross Regional Domestic Product at 2010 Constant Market Prices by Industry in Tapin Regency (percent), 2018–2021**

| Lapangan Usaha/Industry |  | 2018  | 2019 | 2020* | 2021** |
|-------------------------|--|-------|------|-------|--------|
| (1)                     | (2)  | (3)   | (4)  | (5)   | (5)    |
| A                       | Pertanian, Kehutanan, dan Perikanan/ <i>Agriculture, Forestry, and Fishing</i>   | -0,43 | 5,36 | -4,34 | -1,57  |
| B                       | Pertambangan dan Penggalian/ <i>Mining and Quarrying</i>   | 6,82  | 3,00 | -2,04 | 5,82   |
| C                       | Industri Pengolahan/ <i>Manufacturing</i>  | 3,92  | 4,29 | -4,29 | 4,37   |
| D                       | Pengadaan Listrik dan Gas/ <i>Electricity and Gas</i>  | 7,41  | 4,14 | 4,38  | 4,27   |
| E                       | Pengadaan Air; Pengelolaan Sampah, Limbah, dan Daur Ulang/ <i>Water Supply; Sewerage, Waste Management, and Remediation Activities</i>     | 6,77  | 2,15 | -0,33 | 3,48   |
| F                       | Konstruksi/ <i>Construction</i>  | 5,75  | 4,73 | -0,68 | 2,40   |
| G                       | Perdagangan Besar dan Eceran; Reparasi Mobil dan Sepeda Motor/ <i>Wholesale and Retail Trade; Repair of Motor Vehicles and Motorcycles</i> | 7,84  | 6,38 | -0,23 | 1,27   |
| H                       | Transportasi dan Pergudangan/ <i>Transportation and Storage</i>  | 7,31  | 4,89 | -1,60 | 4,68   |
| I                       | Penyediaan Akomodasi dan Makan Minum/ <i>Accommodation and Food Service Activities</i>   | 6,85  | 2,93 | -0,87 | 5,62   |
| J                       | Informasi dan Komunikasi/ <i>Information and Communication</i>   | 6,99  | 4,52 | 7,42  | 7,32   |
| K                       | Jasa Keuangan dan Asuransi/ <i>Financial and Insurance Activities</i>  | 6,29  | 6,05 | 5,85  | -1,34  |
| L                       | Real Estat/ <i>Real Estate Activities</i>  | 5,17  | 3,68 | 2,97  | 3,09   |
| M,N                     | Jasa Perusahaan/ <i>Business Activities</i>  | 3,84  | 4,81 | -2,64 | 5,54   |

Lanjutan Tabel/*Continued Table* 12.4

| Lapangan Usaha/ <i>Industry</i>  |   | 2018        | 2019        | 2020*        | 2021**      |
|--|---|-------------|-------------|--------------|-------------|
| (1)  |   | (2)         | (3)         | (4)          | (5)         |
| O  | Administrasi Pemerintahan, Pertahanan, dan Jaminan Sosial Wajib/ <i>Public Administration and Defence; Compulsory Social Security</i> | 3,78        | 4,81        | 0,96         | 3,21        |
| P  | Jasa Pendidikan/ <i>Education</i>   | 6,96        | 3,98        | -0,38        | 4,59        |
| Q  | Jasa Kesehatan dan Kegiatan Sosial/ <i>Human Health and Social Work Activities</i>  | 7,66        | 3,66        | 2,11         | 9,13        |
| R,S,T,U  | Jasa Lainnya/ <i>Other Services Activities</i>  | 7,25        | 1,64        | -0,68        | 1,30        |
| <b>Produk Domestik Regional Bruto/<i>Gross Regional Domestic Product</i></b> |   | <b>5,01</b> | <b>4,24</b> | <b>-1,49</b> | <b>3,41</b> |

Catatan/*Note*: \*Angka Sementara/*Preliminary Figures*

\*\*Angka Sangat Sementara/*Very Preliminary Figures*

Perbedaan antara jumlah PDRB 34 Provinsi dan PDB Indonesia antara lain disebabkan oleh diskrepansi statistik/ *The difference between the total of GRDP of 34 Provinces and the GDP of Indonesia due to the statistical discrepancies*

Sumber/*Source*: Badan Pusat Statistik Kabupaten Tapin/ *BPS-Statistics Tapin Regency*

**Tabel**  
**Table** 12.5

**Produk Domestik Regional Bruto Atas Dasar Harga Berlaku Menurut Jenis Pengeluaran di Kabupaten Tapin (juta rupiah), 2017–2021**  
**Gross Regional Domestic Product at Current Market Prices by Type of Expenditure in Tapin Regency (million rupiahs), 2017–2021**

| Jenis Pengeluaran<br>Type of Expenditure                                      | 2017            | 2018            | 2019            | 2020*           | 2021**          |
|---|-----------------|-----------------|-----------------|-----------------|-----------------|
| (1)   | (2)             | (3)             | (4)             | (5)             | (6)             |
| Pengeluaran Konsumsi Rumah Tangga<br><i>Household Consumption Expenditure</i> | 3 319,61        | 3 561,61        | 3 872,44        | 3 867,84        | 3 976,56        |
| Pengeluaran Konsumsi LNPRT<br><i>NPISH Consumption Expenditure</i>            | 113,63          | 125,11          | 141,49          | 142,90          | 148,39          |
| Pengeluaran Konsumsi Pemerintah<br><i>Government Consumption Expenditure</i>  | 1 169,31        | 1 267,87        | 1 296,86        | 1 293,27        | 1 389,30        |
| Pembentukan Modal Tetap Bruto<br><i>Gross Fixed Capital Formation</i>         | 1539,42         | 1 699,31        | 1 876,87        | 1 879,93        | 1 917,00        |
| Perubahan Inventori<br><i>Changes in Inventories</i>                          | -11,48          | 18,42           | 13,39           | 0,26            | 0,34            |
| Net Ekspor Barang dan Jasa/<br><i>Net Export of Goods and Services</i>        | 1300,33         | 1 326,84        | 1 237,18        | 1 209,70        | 1 615,74        |
| <b>Produk Domestik Regional Bruto/Gross Regional Domestic Product</b>         | <b>7 430,81</b> | <b>7 999,16</b> | <b>8 438,25</b> | <b>8 393,89</b> | <b>9 047,33</b> |

Catatan/Note: \*Angka Sementara/Preliminary Figures

\*\*Angka Sangat Sementara/ Very Preliminary Figures

Sumber/Source: BPS, berbagai sensus, survei dan sumber lain/BPS-Statistics Indonesia, various census, survey, and other sources

**Tabel**  
**Table** 12.6**Produk Domestik Regional Bruto Atas Dasar Harga Konstan 2010 Menurut Jenis Pengeluaran di Kabupaten Tapin (juta rupiah), 2017–2021**  
**Gross Regional Domestic Product at 2010 Constant Market Prices by Type of Expenditure in Tapin Regency (million rupiahs), 2017–2021**

| <b>Jenis Pengeluaran</b><br><b>Type of Expenditure</b>                        | <b>2017</b>     | <b>2018</b>     | <b>2019</b>     | <b>2020*</b>    | <b>2021**</b>   |
|---|-----------------|-----------------|-----------------|-----------------|-----------------|
| (1)   | (2)             | (3)             | (4)             | (5)             | (6)             |
| Pengeluaran Konsumsi Rumah Tangga<br><i>Household Consumption Expenditure</i> | 2 518,58        | 2 626,96        | 2 741,01        | 2 705,15        | 2 718,81        |
| Pengeluaran Konsumsi LNPRT<br><i>NPISH Consumption Expenditure</i>            | 79,10           | 84,93           | 91,74           | 91,64           | 92,80           |
| Pengeluaran Konsumsi Pemerintah<br><i>Government Consumption Expenditure</i>  | 787,74          | 796,59          | 806,66          | 790,73          | 834,89          |
| Pembentukan Modal Tetap Bruto<br><i>Gross Fixed Capital Formation</i>         | 1 105,00        | 1 178,57        | 1 238,34        | 1 226,03        | 1 231,86        |
| Perubahan Inventori<br><i>Changes in Inventories</i>                          | (8,99)          | 13,38           | 10,08           | 0,18            | 0,24            |
| Net Ekspor Barang dan Jasa/<br><i>Net Export of Goods and Services</i>        | 1 415,74        | 1 492,02        | 1 567,16        | 1 544,75        | 1 696,92        |
| <b>Produk Domestik Regional Bruto/Gross Regional Domestic Product</b>         | <b>5 897,16</b> | <b>6 192,45</b> | <b>6 454,99</b> | <b>6 358,49</b> | <b>6 575,52</b> |

Catatan/Note: \*Angka Sementara/*Preliminary Figures*\*\*Angka Sangat Sementara/*Very Preliminary Figures*Sumber/Source: BPS, berbagai sensus, survei dan sumber lain/*BPS-Statistics Indonesia, various census, survey, and other sources*





# Bab

Chapter

# 13

Perbandingan Antar Kabupaten/Kota

Regency Municipality Comparison

## INDEKS PEMBANGUNAN MANUSIA KAB/KOTA

TOP 6

79.26



BANJAR  
BARU

77.57



BANJAR  
MASIN

72.60



TANAH  
BUMBU

71.00



TABALONG

70.31



TAPIN

69.89



BANJAR

## JUMLAH PENDUDUK MISKIN



### Hulu Sungai Utara

Jumlah penduduk miskin 16.186 (6,83%)

### Tabalong

Jumlah penduduk miskin 16.128 (6,27%)

### Hulu Sungai Selatan

Jumlah penduduk miskin 11.466 (4,84%)

### Balangan

Jumlah penduduk miskin 8.062 (6,07%)

### Tapin

Jumlah penduduk miskin 6.925 (3,60%)

### Hulu Sungai Tengah

Jumlah penduduk miskin 16.770 (6,18%)

### Barito Kuala

Jumlah penduduk miskin 16.099 (5,11%)

### Kotabaru

Jumlah penduduk miskin 16.834 (4,57%)

### Banjarmasin

Jumlah penduduk miskin 34.839 (4,89%)

### Tanah Bumbu

Jumlah penduduk miskin 18.919 (4,82%)

### Tanah Laut

Jumlah penduduk miskin 15.862 (4,57%)

### Banjarbaru

Jumlah penduduk miskin 11.951 (4,40%)

### Banjar

Jumlah penduduk miskin 18.067 (3,04%)



**ULASAN**

Salah satu sumber data kependudukan adalah sensus penduduk yang dilaksanakan setiap sepuluh tahun sekali. Sensus penduduk telah dilaksanakan sebanyak tujuh kali sejak Indonesia merdeka, yaitu tahun 1961, 1971, 1980, 1990, 2000, 2010, dan 2020. Keenam sensus penduduk sebelumnya dilaksanakan dengan menggunakan metode tradisional, yaitu mencatat setiap penduduk dari rumah ke rumah. Pertama kalinya dalam sejarah sensus penduduk di Indonesia, Sensus Penduduk 2020 (SP2020) menggunakan metode kombinasi yaitu dengan memanfaatkan data Administrasi Kependudukan (Admindex) dari Direktorat Jenderal Kependudukan dan Pencatatan Sipil (Ditjen Dukcapil) Kementerian Dalam Negeri (Kemendagri) sebagai data dasar pelaksanaan SP2020. Hal ini dirancang dan dilaksanakan sebagai upaya untuk mewujudkan "SATU DATA KEPENDUDUKAN INDONESIA".

SP2020 mencakup seluruh penduduk yang tinggal di wilayah teritorial Indonesia, mencakup Warga Negara Indonesia (WNI) dan Warga Negara Asing (WNA) yang telah menetap atau berencana menetap di wilayah

**DESCRIPTION**

*One of the sources of demographic data is population census, which is conducted every ten years. Population Census has been conducted seven times since Indonesia's independence: 1961, 1971, 1980, 1990, 2000, 2010, and 2020.*

*The previous six population censuses were carried out using the traditional method, canvassing each person door-to-door. For the first time in the history of the population census in Indonesia, the 2020 Population Census (PC2020) used a combined method, that is utilizing Population Administration data managed by the Directorate General of Population and Civil Registration of the Ministry of Home Affairs as the basic data for the population census. This is designed and implemented as an effort to realize "ONE INDONESIAN POPULATION DATA".*

*PC2020 covered all residents who live in Indonesia's territory, including Indonesian citizens (WNI) and foreign citizens (WNA) who have stayed or plan to stay in Indonesian territory for at least one year. The Indonesian citizens who are covered also include those who are abroad, namely members of the*

Indonesia selama minimal satu tahun. WNI yang dicakup juga termasuk mereka yang berada di luar negeri, yaitu Anggota Korps Diplomatik Republik Indonesia beserta keluarganya di luar negeri dan Anggota TNI/POLRI beserta keluarganya yang sedang melakukan misi perdamaian di luar negeri.

Untuk tahun yang tidak dilaksanakan sensus penduduk, data kependudukan diperoleh dari hasil proyeksi penduduk. Proyeksi penduduk merupakan suatu perhitungan ilmiah yang didasarkan pada asumsi dari komponen-komponen perubahan penduduk, yaitu kelahiran, kematian, dan migrasi (migrasi internasional dan migrasi risen antar provinsi). Proyeksi penduduk interim 2020-2023 dihitung menggunakan data dasar penduduk hasil perapihan umur dari data Administrasi Kependudukan dan SP2020 dengan menggunakan asumsi Angka Kelahiran Total sejak tahun 2020 konstan 2,1 (sesuai Proyeksi Survei Penduduk antar Sensus (SUPAS) 2015-2045), Angka Kematian Bayi (AKB) meneruskan hasil Proyeksi SUPAS 2015-2045, dan pola migrasi 2020 sama dengan pola migrasi hasil SUPAS 2015.

*Diplomatic Corps of the Republic of Indonesia and their families abroad and members of the TNI/POLRI and their families who are carrying out Peacekeeping Missions abroad.*

*For the periods besides the census year, population projection is applied to estimate population for those years. The population projection is an estimation based on the demographic components, such as birth, death, and migration (international migration and recent migration). The interim population projection for 2020-2023 is calculated from the single age smoothed combined from Population Administration Data and the 2020 Population Census. It uses the assumption that the Total Fertility Rate (TFR) since 2020 is constant at 2.1 (according to the population projection of 2015-2045 Intercensal Population Survey (SUPAS)), Infant Mortality Rate (IMR) continues the results of the 2015-2045 SUPAS Projection, and the 2020 migration pattern is the same as the pattern of migration in SUPAS2015 results.*

**ULASAN**

Jumlah penduduk Kalimantan Selatan pada tahun 2021 mencapai 4,12 juta jiwa. Penduduk Kota Banjarmasin menjadi penyumbang terbesar proporsi penduduk di Kalimantan Selatan dengan 16,06 persen, sedangkan Kabupaten Balangan menjadi kabupaten dengan penduduk paling sedikit di Kalimantan Selatan dengan proporsi penduduk sebesar 3,20 persen.

Sementara jumlah penduduk miskin di Kalimantan Selatan mengalami peningkatan sebesar 20,23 ribu jiwa dibanding tahun 2020 menjadi 208,11 ribu jiwa pada tahun 2021.

Secara umum hampir di semua kabupaten di Kalimantan Selatan jumlah penduduk miskinnya semakin bertambah, kecuali di Kabupaten Hulu Sungai Selatan.

**DESCRIPTION**

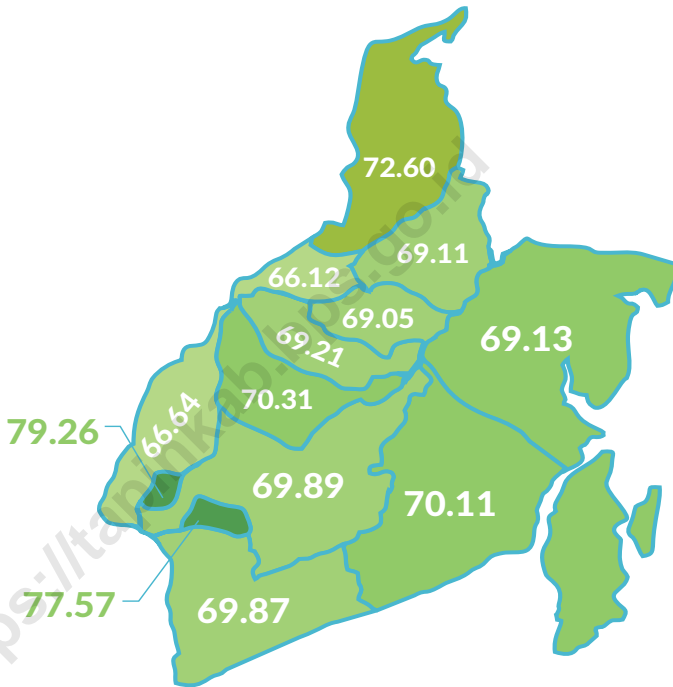
*Number of population of South Kalimantan in 2021 reached 4,12 million inhabitants. The population of Banjarmasin Municipality is the largest contributor to the proportion of people in South Kalimantan with 16,06 percent, while Balangan Regency is the least populous district in South Kalimantan with a population proportion of 3,20 percent.*

*While the number of poor people in South Kalimantan has increased by 20,23 thousands people compared to 2020 to 208,11 thousands peoples in 2021.*

*In general, almost all of the regency's poor people in South Borneo increase, except Hulu Sungai Selatan Regency.*

**Gambar** 13.1  
**Figures**

**Indeks Pembangunan Manusia Menurut Kabupaten/Kota di Provinsi Kalimantan Selatan 2021**  
*Human Development Index by Regency/Municipality in Kalimantan Selatan Province, 2021*



Sumber/Source: Badan Pusat Statistik Kabupaten Tapin/ BPS - *Statistics of Tapin Regency*

**Tabel**  
**Table** 13.1**Jumlah Penduduk Menurut Kabupaten/Kota di Provinsi Kalimantan Selatan, 2017-2021**  
**Population by Regency/Municipality in South Kalimantan Province, 2017-2021**

| Kecamatan<br>Sub District | 2017 <sup>1</sup> | 2018 <sup>1</sup> | 2019 <sup>1</sup> | 2020 <sup>1</sup> | 2021 <sup>2</sup> |
|---------------------------|-------------------|-------------------|-------------------|-------------------|-------------------|
| (1)                       | (2)               | (3)               | (4)               | (5)               | (6)               |
| <i>Kabupaten/Regency</i>  |                   |                   |                   |                   |                   |
| 1. Tanah Laut             | 334.33            | 339.20            | 343.89            | 348.97            | 354.34            |
| 2. Kotabaru               | 331.33            | 336.72            | 342.22            | 325.62            | 329.48            |
| 3. Banjar                 | 571.57            | 580.03            | 588.07            | 565.64            | 572.11            |
| 4. Barito Kuala           | 306.20            | 310.02            | 313.60            | 313.02            | 316.96            |
| 5. Tapin                  | 186.67            | 189.08            | 191.37            | 189.48            | 191.80            |
| 6. Hulu Sungai Selatan    | 232.59            | 235.22            | 237.70            | 228.01            | 229.96            |
| 7. Hulu Sungai Tengah     | 266.50            | 269.38            | 272.42            | 258.72            | 260.75            |
| 8. Hulu Sungai Utara      | 231.59            | 234.60            | 237.57            | 226.73            | 228.83            |
| 9. Tabalong               | 247.11            | 250.81            | 254.32            | 253.30            | 256.90            |
| 10. Tanah Bumbu           | 343.19            | 351.67            | 360.19            | 322.65            | 328.15            |
| 11. Balangan              | 127.50            | 129.50            | 131.43            | 130.36            | 132.21            |
| <i>Kota/Municipality</i>  |                   |                   |                   |                   |                   |
| 12. Banjarmasin           | 692.79            | 700.87            | 708.61            | 657.66            | 662.32            |
| 13. Banjarbaru            | 248.42            | 255.60            | 262.72            | 253.44            | 258.75            |
| <b>Kalimantan Selatan</b> | <b>4 119.79</b>   | <b>4 182.70</b>   | <b>4 244.10</b>   | <b>4 073.58</b>   | <b>4 122.58</b>   |

Sumber/Source: <sup>1</sup> BPS, Proyeksi Penduduk Indonesia 2010–2035/BPS-Statistics Indonesia, Indonesia Population Projection 2010–2035

<sup>2</sup> BPS, BPS-Statistics Indonesia



**Tabel**  
**Table** 13.2

**Laju Pertumbuhan Produk Domestik Regional Bruto Atas Dasar Harga Konstan 2010 Menurut Kabupaten/Kota di Provinsi Kalimantan Selatan (persen), 2018-2021**  
**Growth Rate of Gross Regional Domestic Product at 2010 Constant Market Prices by Regency/Municipality in South Kalimantan Province (percent), 2018-2021**

| Kecamatan<br>Sub District | 2018        | 2019        | 2020*        | 2021**      |
|---------------------------|-------------|-------------|--------------|-------------|
| (1)                       | (2)         | (3)         | (4)          | (5)         |
| <i>Kabupaten/Regency</i>  |             |             |              |             |
| 1. Tanah Laut             | 4,65        | 3,72        | -1,95        | 3,47        |
| 2. Kotabaru               | 4,89        | 4,13        | -1,87        | 3,36        |
| 3. Banjar                 | 5,01        | 4,51        | -1,96        | 3,21        |
| 4. Barito Kuala           | 5,21        | 5,04        | -1,06        | 3,17        |
| 5. Tapin                  | 5,01        | 4,24        | -1,49        | 3,41        |
| 6. Hulu Sungai Selatan    | 6,14        | 5,28        | -1,19        | 4,18        |
| 7. Hulu Sungai Tengah     | 5,16        | 4,76        | -1,01        | 3,01        |
| 8. Hulu Sungai Utara      | 5,83        | 5,51        | -0,67        | 3,23        |
| 9. Tabalong               | 3,78        | 3,50        | -2,49        | 3,28        |
| 10. Tanah Bumbu           | 4,14        | 3,58        | -1,39        | 4,23        |
| 11. Balangan              | 3,13        | 3,16        | -2,47        | 3,26        |
| <i>Kota/Municipality</i>  |             |             |              |             |
| 12. Banjarmasin           | 6,38        | 6,09        | -1,89        | 3,41        |
| 13. Banjarbaru            | 6,90        | 6,85        | -1,83        | 3,32        |
| <b>Kalimantan Selatan</b> | <b>5,08</b> | <b>4,09</b> | <b>-1,82</b> | <b>3,48</b> |

Catatan/Note : \*Angka Sementara/ Preliminary Figures  
\*\* Angka Sangat Sementara/ Very Preliminary Figures

Sumber/Source: BPS, berbagai sensus, survei dan sumber lain/ BPS-Statistics Indonesia, various census, survey, and other sources

**Tabel**  
**Table** 13.3**Jumlah Penduduk Miskin Menurut Kabupaten/Kota di  
Provinsi Kalimantan Selatan, 2018-2021**  
**Number of Poor People by Regency/Municipality in South  
Kalimantan Province, 2018-2021**

| Kecamatan<br>Sub District | 2018           | 2019           | 2020           | 2021           |
|---------------------------|----------------|----------------|----------------|----------------|
| (1)                       | (2)            | (3)            | (4)            | (5)            |
| <i>Kabupaten/Regency</i>  |                |                |                |                |
| 1. Tanah Laut             | 14 870         | 15 449         | 14 787         | 15 862         |
| 2. Kotabaru               | 15 167         | 15 287         | 14 597         | 16 834         |
| 3. Banjar                 | 15 615         | 15 914         | 15 124         | 18 067         |
| 4. Barito Kuala           | 14 085         | 14 488         | 14 251         | 16 099         |
| 5. Tapin                  | 6 979          | 6 507          | 5 899          | 6 925          |
| 6. Hulu Sungai Selatan    | 12 224         | 12 636         | 12 385         | 11 466         |
| 7. Hulu Sungai Tengah     | 16 140         | 16 096         | 15 470         | 16 770         |
| 8. Hulu Sungai Utara      | 14 919         | 15 398         | 14 718         | 16 186         |
| 9. Tabalong               | 14 874         | 15 222         | 14 695         | 16 128         |
| 10. Tanah Bumbu           | 17 063         | 17 348         | 16 832         | 18 919         |
| 11. Balangan              | 7 214          | 7 266          | 7 064          | 8 062          |
| <i>Kota/Municipality</i>  |                |                |                |                |
| 12. Banjarmasin           | 29 240         | 29 648         | 31 307         | 34 839         |
| 13. Banjarbaru            | 10 643         | 11 221         | 10 745         | 11 951         |
| <b>Kalimantan Selatan</b> | <b>189 033</b> | <b>192 480</b> | <b>187 874</b> | <b>208 108</b> |

Sumber/Source: Badan Pusat Statistik Kabupaten Tapin/ BPS - *Statistics of Tapin Regency*

**Tabel**  
**Table** 13.4

**Indeks Pembangunan Manusia Menurut Kabupaten/Kota  
di Provinsi Kalimantan Selatan, 2017–2021**  
*Human Development Index by Regency/Municipality in  
Kalimantan Selatan Province, 2017–2021*

| Kabupaten/Kota<br>Regency/Municipality | 2017         | 2018         | 2019         | 2020         | 2021         |
|--|--------------|--------------|--------------|--------------|--------------|
| (1)                                    | (2)          | (3)          | (4)          | (5)          | (6)          |
| <i>Kabupaten/Regency</i>               |              |              |              |              |              |
| 1. Tanah Laut                          | 68.00        | 68.49        | 69.04        | 69.38        | 69.87        |
| 2. Kotabaru                            | 67.79        | 68.32        | 68.95        | 68.86        | 69.13        |
| 3. Banjar                              | 67.77        | 68.32        | 68.94        | 69.18        | 69.89        |
| 4. Barito Kuala                        | 64.93        | 65.91        | 66.24        | 66.22        | 66.64        |
| 5. Tapin                               | 68.70        | 69.53        | 70.13        | 70.11        | 70.31        |
| 6. Hulu Sungai Selatan                 | 67.80        | 68.41        | 68.80        | 68.85        | 69.21        |
| 7. Hulu Sungai Tengah                  | 67.78        | 68.32        | 68.80        | 68.84        | 69.05        |
| 8. Hulu Sungai Utara                   | 64.21        | 65.06        | 65.49        | 65.59        | 66.12        |
| 9. Tabalong                            | 70.76        | 71.14        | 71.78        | 72.19        | 72.60        |
| 10. Tanah Bumbu                        | 69.12        | 70.05        | 70.50        | 70.71        | 71.00        |
| 11. Balangan                           | 67.25        | 67.88        | 68.39        | 68.82        | 69.11        |
| <i>Kota/Municipality</i>               |              |              |              |              |              |
| 12. Banjarmasin                        | 76.46        | 76.83        | 77.16        | 77.10        | 77.57        |
| 13. Banjarbaru                         | 78.32        | 78.83        | 79.22        | 79.10        | 79.26        |
| <b>Kalimantan Selatan</b>              | <b>69.65</b> | <b>70.17</b> | <b>70.72</b> | <b>70.91</b> | <b>71.28</b> |

Sumber/Source: Sumber/Source:

Badan Pusat Statistik Kabupaten Tapin/ BPS - *Statistics of Tapin Regency*

# DATA

MENCERDASKAN BANGSA

— *Enlighten The Nation* —



**BADAN PUSAT STATISTIK  
KABUPATEN TAPIN**

Jl. Letjend Haryono MT Rantau 71111

Telp: (0517) 31035, Fax: (0517) 31035

Homepage: <http://tapinkab.bps.go.id> Email: [bps6305@bps.go.id](mailto:bps6305@bps.go.id)

ISSN 0215-6814

