

Katalog/Catalog : 1102001.5103

# Kabupaten **BADUNG DALAM ANGKA** *Badung Regency in Figures*

# 2022



**BADAN PUSAT STATISTIK  
KABUPATEN BADUNG**  
*BPS-Statistics of Badung Regency*



Kabupaten  
**BADUNG DALAM ANGKA**  
*Badung Regency in Figures*

**2022**



**KABUPATEN BADUNG DALAM ANGKA**  
**Badung Regency in Figures**  
**2022**

ISBN 978-602-6995-41-4

Publication Number D11030.2201

Catalog D1102001.5103

Book Size D14,8 cm x 21 cm

Number of Pages D22 ; C " t pages

Manuscript D

Lbe Vtu t x Lt w z

BPS-Statistics of Badung Regency

bx - z w- D

Lbe Vtu t x Lt w z

BPS-Statistics of Badung Regency

Rt ut V x Cover Design D

Lbe Vtu t x Lt w z

BPS-Statistics of Badung Regency

t - V x Cover Illustration D t z Rt wt i - Vx vt t

Vt L t - Lt w z Badung Regency Office

N-x u- 1/2 " Published by D

Lbe Vtu t x Lt w z D be t - v y Badung Regency

N-x t 1/2 " Printed by D

MhSL" - x 1/2 Vt t

N- t z x z 1/2 3 x w- u 1/2 3 x z 1/2 1/2 3 wt t x z z t wt 1/2

xutz- t t x " - u 1/2 -- 1/2 " t 1/2 x - t t -- x @

wt - Lt w b t e t - 1/5

Prohibited to announce, distribute, communicate, and/or copy part or all of this book for commercial purpose without permission from BPS-Statistics Indonesia.

## **TIM PENYUSUN/TEAM MEMBERS**

### **Pengarah/Director**

N 5k w-Kz t 3Y 5ev

### **Penanggung Jawab/Persons in Charge**

N 5k w-Kz t 3Y 5ev

### **Penyunting/Editors**

K t 1/2Kz z Zz t" K - Ut t wt t 3eef 5Y 5e-5Y 5

### **Pengolah Data dan Penulis Naskah/Data Processing and Authors**

Nx t 1/2Rxwx b -ti -wt i --t -3eef

### **Penata Letak/Layout Designers**

Nx t 1/2Rxwx b -ti -wt i --t -3eef

<https://badanlingkunganbps.go.id>



## KONTRIBUTOR DATA/DATA CONTRIBUTOR

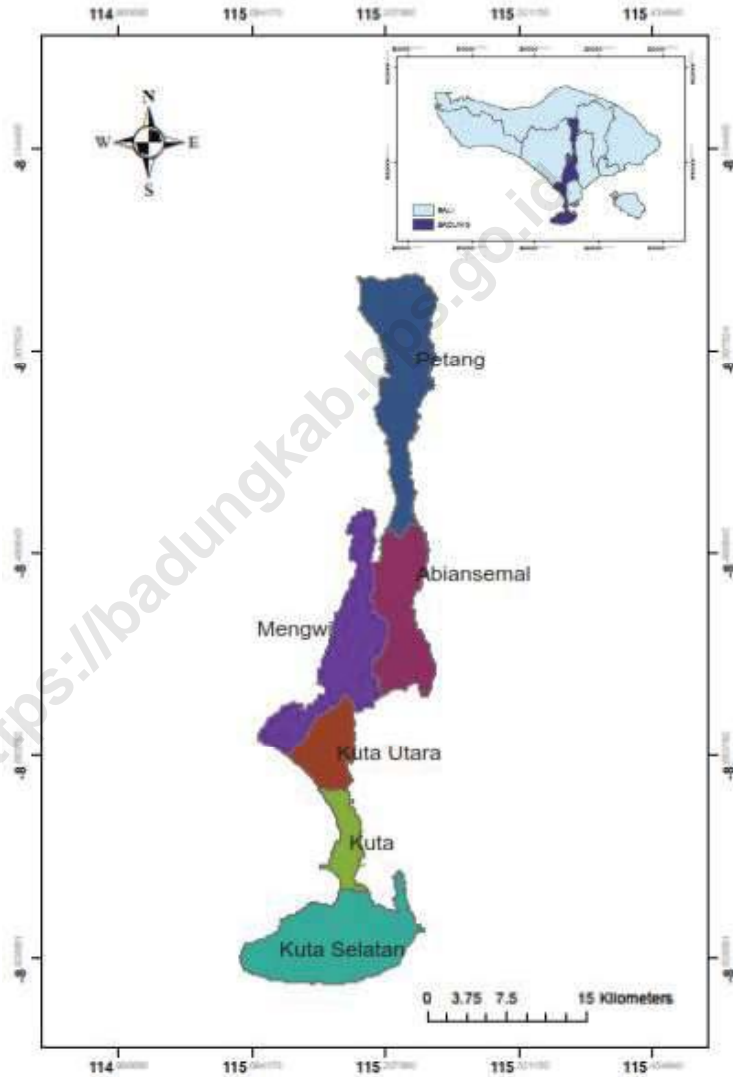
- 85 ex $\frac{1}{2}$ x t t NbdN Vtu t x Ltw z
- 95 Ltw Vx xzt t t wt bx zx ut zt e ux Nt t Yt t Vtu t x Ltw z
- :5 Ltw bx zx @ Vx t zt wt K x Ntx t" Vtu t x Ltw z
- ;5 Ltzt e ux Nt t K @ ex $\frac{1}{2}$ x t t Ntx t" Vtu t x Ltw z
- =5 N-t Vx x w w  $\frac{1}{2}$  wt bx vt t t e- @/tu t x Ltw z
- @5 N-t Vx x" t t Vtu t x Ltw z
- A5 N-t V x t -3g t" t Vxv-@/ x x zt" 3bx -w t 3wt  
bx wtzt zt Vtu t x Ltw z
- B5 N-t bx ww $\frac{1}{2}$  3Vx x wt wt a @" tzt b - -Lt @
- C5 N-t bx ww $\frac{1}{2}$  3Vx x wt wt a @" tzt Vtu t x Ltw z
- 875 N-t bx zx wt @ bx w w  $\frac{1}{2}$  Vx @ t zt Lx x vt t 3bx ux wt tt  
bx x t wt bx @ w zt K t  $\frac{1}{2}$
- 885 N-t bx -w t wt fx tzt Vx "t Vtu t x Ltw z
- 895 N-t Vxt -t wt bx t  $\frac{1}{2}$  t Ntx t" Vtu t x Ltw z
- 8:5 N-t W-z $\frac{1}{2}$  zt S-w wt Vxux "t Vtu t x Ltw z
- 8;5 N-t bt - -t t Vtu t x Ltw z
- 8=5 N-t bx  $\frac{1}{x}$  "tt g wt bx t tt d t z Vtu t x Ltw z
- 8@5 N-t bx ux wt tt Yt t t  $\frac{1}{2}$  wt Nx t Vtu t x Ltw z
- 8A5 Ltw bx wt t t Ntx t" @t xwt" t Kz z Vtu t x Ltw z
- 8B5 N-t bx  $\frac{1}{2}$  t Vtu t x Ltw z
- 8C5 N-t bx t t wt bt zt Vtu t x Ltw z
- 975 N-t e t @/tu t x Ltw z
- 985 N-t bx " u zt Vtu t x Ltw z
- 995 et t b @-bt z bt "t
- 9:5 W utzt bx ux wt tt W utzt bx  $\frac{1}{2}$ xw-t Nx t Vtu t x Ltw z
- 9;5 R wt z L @z ex -w-

## KONTRIBUTOR DATA/DATA CONTRIBUTOR

9=5 Vx x x t Kzt t dx u@½Tw x t Vtu t x Ltw z  
9@5 bx t"tt g Ntx t" K-Y- f-t Yt z t t Vtu t x Ltw z  
9A5 Vx @-t dx Vtu t x Ltw z  
9B5 Vx @-t dx V t Nx t t  
9C5 bf5bVZ /bx x 0dt V t  
: 75 bf5bVZ /bx x 0dt Y x z -  
: 85 Ltwt bx t t"t Vtu t x Ltw z  
: 95 Vx"t½tt Zxzx -Ltw z  
:: 5 bx ½ @ bx ux t t t f ux ½ @ - Tw x t /bbf DMut z Ltw z  
: ; 5 bf /bx x OK z½ t b t TVt Mut z Lt wt gwt t Zz t" dt-  
: =5 g -x -t gwt t t  
: @5 b @x½ ½Zxzx -Lt@  
: A5 b @x½ ½bt - -t t Lt@  
: B5 d t" et½-g Ntx t" Yt z twt  
: C5 bt@ z Yx t" Tw x t  
; 75 bx ztw@ Zxzx -Nx t t  
; 85 Ltwt Y x x @z-3V@ t @z-wt Rx y-½  
; 95 a -t Lt t Vx t zt



**PETA WILAYAH KABUPATEN BADUNG**  
**MAP OF BADUNG REGENCY**





**KEPALA BPS KABUPATEN BADUNG**  
**CHIEF BPS-STATISTICS OF BADUNG REGENCY**



**Dr. Yudi Agusta, M.Sc**





## KATA PENGANTAR

Ltw z Nt@ K z1/1 9799 twt@“ u@/1 -t“ t t z ux -1/1 wt t“t @  
 1/2z-t t t -1/3 1/2 @ - w 1/2tw -- t -- t -6w-t 6@ utzt t z  
 tw w-Vtu t x Ltw z t “t @x wt x-Ltw b t et -1/2  
 wx zt x t“1/1 wt t t“ 97985 Nt t t z w-t“1/1 w“t t 1/1 wt t  
 x w 1/2 z x x vt tt t x t t t wt x t@t - x x@ zzt tt  
 ux utzt- 1/2z-t t w- xzx t t x1/2 1/x“-w t t t t1/1 1/2 t w-  
 Vtu t x Ltw z 5 bx z“t ztt wt vt t x - t 1/1 “ t z xux t 4  
 ux t t w-t t1/1 1/x twt x t “t1/2 t t ut t wt t --t - t  
 x“-zzt wt t x “ w u@/1 -5

Vt -t1/1 x ux t“t x -z1/1 1/1 1/2t@t x t“t wt t wt@  
 u@/1 --3 x 1/2- wx zt xzt@ 1/x x ut t t t5e yv wt uxux t t  
 tux@wt@ u@/1 ---t1/1 1/1 - zzt“ twt xu- x 1/1 - vxv t t5  
 i xu- x Lbe Ltw z utw z1/1 u5u 5 5w5et t wt 1/2-1/2wt - x t “t1/2  
 1/1 -x - t wx zt x t z“t - 1/2 x ut-1/1 x x u-t w- t t t z t1/1  
 wt t z5

Yt z t3Pxu t -9799

Vx t@ Lbe

Vtu t x Ltw z

**Dr. Yudi Agusta, M.Sc**




## **P R E F A C E**

*Badung In Figures 2022 is an annual publication that provides data of statistical result, mainly from the compilation of administrative product of the Regional Organization of Badung Regency and result of census and survey conducted by BPS – Statistic of Badung Regency presenting 2021 data. Data presented are expected to support the planning, monitoring and evaluation activities in all life aspect of Badung Regency community. We would like to express our appreciation and gratitude to all stakeholders for their help and participation in creating of this publication.*

*We will continue to improve the quality of data presentation in this publication, despite of all the limitations. Softcopy and some tables in this publication will be uploaded on our webiste as soon as possible. Webiste BPS Badung badungkab.bps.go.id. Suggestions and criticism from all parties are more than welcome for future improvements of the publication.*

*Mangupura, February 2022  
Chief BPS-Statistics of  
Badung Regency*



**Dr. Yudi Agusta, M.Sc**

## DAFTAR ISI / CONTENTS

	St <sup>o</sup> t Page
Vt t bx zt t Preface	–
Ntyt T-Contents	–
Ntyt ftux List of Tables	–
Ntyt Rt ut List of Figures	©
Ntyt e– z½ t List of Abbreviations	©
e t – ½V v-Key Statistics	©–
85 Rx z ty-wt T/2 Geography and Climate	8
95 bx x – t“t Government	8=
:5 bx w w ½wt Vx x tzt½x “t Population and Employment	: C
;5 e t@wt Vx x“t” x tt dt½t Social and Welfare	=C
=5 bx t t 3Vx” t t 3bx x t½ 3wt bx ½ t Agriculture, Forestry, Livestock, and Fishery	8A=
@5 T w 3bx t ut zt 3wt O x z-6T w 3Mining, and Energy	9C=
A5 bt – t t6Tourism	: 88
B5 ft t –wt V ½ -6Transportation and Communication	: 9=
C5 bx ut ½ 3/ x t -3wt St zt4’ t zt6Banking, Cooperative, dan Prices	: ; :
875 bx zx©t t bx w w ½Population Expenditure	: CC
885 bx wtzt zt Trade	; 88
895 e– x Zx tvt dxz– t System of Regional Accounts	; 98
8:5 bx ut w- zt K t Vtu t x 6/ t6Regency/Municipal Comparison	: ; C







## DAFTAR TABEL/LIST OF TABLES

St@ t  
Page

### 1. GEOGRAFI DAN IKLIM/GEOGRAPHY AND CLIMATE

#### 1.1 KEADAAN GEOGRAFI

##### **GEOGRAPHY CONDITION**

885	Wt Ntx t" wt U @" b @ Yx Vxvt tt w-Vtu tx Ltw z39798 <i>Total Area and Number of Islands by Subdistrict in Badung Regency, 2021</i> .....	C
889	f-zz-i @ t" wt Lt t½/x Tu ½ t Vtu - tx Yx Vxvt tt w-Vtu tx Ltw z39798 <i>Altitude and Distance to the Capital of Regency by Subdistrict in Badung Regency, 2021</i> .....	87
885	U @" K@ P z -W"t et t" w- Vtu tx Ltw z/Sx½t 8978A9798 <i>Displace Farm Function of Paddy Wet Field by Subdistricts (Hectars), 2017-2021</i> .....	88

#### 1.2 KEADAAN IKLIM

##### **CLIMATE CONDITION**

898	bx zt tt g T/8 Yx L @ w-et - Ltw z39798 <i>Observation of Climate Elements By Months at Badung Station, 2021</i> .	89
-----	---	----

### 2. PEMERINTAHAN/GOVERNMENT

#### 2.1 WILAYAH ADMINISTRATIF

##### **ADMINISTRATIVE AREA**

988	U @" Nx t8@x@ t"t Yx Vxvt tt w-Vtu tx Ltw z3978A 9798 <i>Number of Villages<sup>1</sup>/Kelurahan by Subdistrict in Badung Regency, 2017-2021</i> .....	9:
-----	---	----

959	U " Nx tVx© t"t 3Lt "t 3wt W z½ zt w-Vtu t x LtW z39798 <i>Number of Administrative Units by Subdistricts in Badung Regency, 2021</i> .....	9;
955	U " Nx t Y x V½ -bx ½ ut zt Nx t wt T wx½ Nx t Y x ut z w-Vtu t x LtW z 39798 <i>Number of Village Classification by Subdistricts in Badung Regency, 2021</i> .....	9=

**2.2 DEWAN PERWAKILAN RAKYAT DAERAH  
REGIONAL HOUSE OF REPRESENTATIVE**

955	U " K zz t Nx t bx t½ dt½t Ntx t" Y x bt t-b ©½wt Lk - Vx - w-Vtu t x LtW z39798 <i>Number of Regional House of Representatives's Members by Political Parties and Sex in Badung Regency 2021</i> .....	9@
959	U " K zz t Nx t bx t½ dt½t Ntx t" Y x Pt½-wt Ut t ½ --w-Vtu t x LtW z39798 <i>Number of Regional House of Representatives's Members by Fraction and Position/Commission in Badung Regency 2021</i> .....	9A

**2.3 SUMBER DAYA MANUSIA  
HUMAN RESOURCES**

955	U " bxzt t-Zxzx -e- ©Y x Ut t wt Lk - Vx - w-Vtu t x LtW z3Nx x ux 9797 wt Nx x ux 9798 <i>Number of Civil Servants by Occupation and Sex in Badung Regency, December 2020 dan December 2021</i> .....	9B
959	U " bxzt t-Zxzx -e- ©Y x f- z½ bx w½ wt Lk - Vx - w-Vtu t x LtW z3Nx x ux 9797 wt Nx x ux 9798 <i>Number of Civil Servants by Educational Level and Sex in Badung Regency, December 2020 and December 2021</i> .....	: 7
955	U " bxzt t-Zxzx -e- ©Y x f- z½ Vx t z½ t wt Lk - Vx - w-Vtu t x LtW z3Nx x ux 9797 wt Nx x ux 9798	

Number of Civil Servants by Hierarchy and Sex in Badung Regency,  
December 2020 and December 2021 ..... : 9

**2.4 KEUANGAN PEMERINTAH  
GOVERNMENT FINANCE**

- 95 B d- z½ t dxt@t -K zzt t bx wt t t wt  
Lx@ "t bx x - t" Vtu t x Ltw z39798  
*Summary of Budgetted Local Government Revenues Realization and  
Expenditure of Badung Regency, 2021 ..... : ;*
- 95 D Lx t t bt"t½/ -t" 0 t z w-x - t  
Lx wt t ½ e ux bt"t½39797 9798  
*The Amount of Tax (rupiah) Received Based on Tax Source, 2020–2021 : @*
- 95 5 Lt t½ t bx x - tt bt"t½L -wt Lt z t  
Yx ex½ w-Vtu t x Ltw z39798  
*Number of Propert Tax Revenue by Sector in Badung Regency, 2021..... : A*
- 95 5- Lt t½ t bx x - tt Lxt bx @"t St½K t  
ft t" wt Lt z t w-Vtu t x Ltw z39798  
*Value of Tax Acquisition of Land Rights and Buildings Revenue at  
Badung Regency, 2021 ..... : B*

**3. PENDUDUK DAN KETENAGAKERJAAN/  
POPULATION AND EMPLOYMENT**

**3.1 PENDUDUK  
POPULATION**

- : B B bx w w ½W" bx u "t bx w w ½ x ft" 3N- -u -  
bx x t x bx w w ½Vx twt t bx w w ½dt - Uk -  
Vx@ - bx w w ½Y x Vxvt t t w-Vtu t x Ltw z39798  
*Population, Annual Population Growth Rate, Percentage Distribution  
of Population, Population Density, and Population Sex Ratio by  
Subdistrict in Badung Regency, 2021 ..... : A*
- : B D U @" bx w w ½Y x Vx@ ½g  
wt Lk - Vx@ - w-Vtu t x Ltw z39798  
*Population by Age Groups and Sex in Badung Regency, 2021 ..... : C*

**3.2 KETENAGAKERJAAN  
EMPLOYMENT**

: 95	U " bx w w ½Lx 8=ft" Vx K t Yx Uk - Vxz-t t ex t ex -zz t z W© wt Uk - Vx - w-Vtu t x Ltw z39798 <i>Population Aged 15 Years and Over by Type of Activity During The                  Previous Week and Sex in Badung Regency, 2021 .....</i>	=7
: 99	bx w w ½Lx 8=ft" ½ K t Yx bx w w ½t fx -zz- t z N-t t ½ wt Uk - Vxz-t t ex t ex -zz t z W© w-Vtu t x Ltw z39798 <i>Population 15 Years of Age and Over by Educational Attainment and                  Type of Activity During the Previous Week in Badung Regency, 2021.....</i>	=8
: 95	bx w w ½Lx 8=ft" Vx K t t z Lx ½ "t ex t ex -zz t z W© Yx et bx ½ "t g t t wt Uk - Vx - w-Vtu t x Ltw z39798 <i>Population 15 Years of Age and Over who Worked During The                  Previous Week by Main Employment Status and Sex in Badung                  Regency, 2021 .....</i>	=
: 95	bx w w ½8=ft" ½ K t t z Lx ½ "t ex -zz t z W© Yx W t zt g t "t wt Uk - Vx - w-Vtu t x Ltw z ft" 9798 <i>Number of Population Aged 15 Years and Over Who Worked During                  Previous Week by Industrial Origin and Sex in Badung Regency 2021 ...</i>	=;
: 95-	Lt t ½ t bx vt -Vx "t x L © w-Vtu t x Ltw z g t t wt Uk - Vx - w-Vtu t x Ltw z39798 <i>Monthly Number of Job Applicants in Badung Regency, 2021</i>	=
: 95@	g t " Y -- Vtu t x wt Vxu "t S-w Y -- bx ½ "t W "t z w-Vtu t x Ltw z3978749798 <i>Minimum Wages and Minimum Subsistence Needs of Single Workers                  in Badung Regency, 2010-2021 .....</i>	=@
: 95A	Lt t ½ t bx vt -Vx "t t z fx wtyt Yx Uk - Vx - 3f - z ½ bx w w ½t w-Vtu t x Ltw z39798 <i>Number of Registered Job Applicants by Sex and                  Eduaction Level in Badung Regency, 2021</i>	=A

: 9B Lt t½ t f x t z t Vx "t K - z b x w t t z Y x  
 Uk - Vx@ - w-Vtu t x Lt w z39787@798  
 Number of Foreign Labour by Sex in Badung Regency,  
 2010-2021 ..... =B

**4. SOSIAL DAN KESEJAHTERAAN RAKYAT/SOCIAL AND WELFARE**  
**4.1 PENDIDIKAN**  
**EDUCATION**

; 8B U @" ex½ @" 3R 3wt Y -wft t Vt t¼/t t½/fV0w-  
 Lt t" Vx x x t b x w-w½ wt Vxu wt tt Y x  
 Vxvt tt w-Vtu t x Lt w z39797@798 wt 9798@799  
 Number of Schools, Teachers, and Pupils in Kindergarten Under The  
 Ministry of Education and Culture by Subdistrict in Badung Regency,  
 2020/2021 dan 2021/2022..... @A

; 8D U @" ex½ @" 3R 3wt Y -wdt wt @K "yt@dK0  
 w-Lt t" Vx x x t Kzt t Y x Vxvt tt  
 w-Vtu t x Lt w z39797@798 wt 9798@799  
 Number of Schools, Teachers, and Pupils in Raudatul Athfal (RA)  
 Under The Ministry of Religious Affairs by Subdistrict in Badung  
 Regency, 2020/2021 dan 2021/2022..... A7

; 85 U @" ex½ @" 3R 3wt Y -wex½ @" Nt t /eN0w-  
 Lt t" Vx x x t b x w-w½ wt Vxu wt tt Y x  
 Vxvt tt w-Vtu t x Lt w z39797@798 wt 9798@799  
 Number of Schools, Teachers, and Pupils in Primary Schools Under  
 The Ministry of Education and Culture by Subdistrict in Badung  
 Regency, 2020/2021 dan 2021/2022..... A8

; 85 U @" ex½ @" 3R 3wt Y -wY t w t t" Tu -w-t" /Y T0  
 w-Lt t" Vx x x t Kzt t Y x Vxvt tt Y x  
 Vxvt tt w-Vtu t x Lt w z39797@798 wt 9798@799  
 Number of Schools, Teachers, and Pupils in Madrasah Ibtidaiyah  
 (MI) Under The Ministry of Religious Affairs by Subdistrict in Badung  
 Regency, 2020/2021 dan 2021/2022..... A;

; 85- U @" ex½ @" 3R 3wt Y -wex½ @" Y x x zt" b x t t  
 /eY b0w-Lt t" Vx x x t b x w-w½ wt Vxu wt tt

	Yx Vxvt tt w-Vtu tx Ltw z3979769798 wt 979869799 <i>Number of Schools, Teachers, and Pupils in Junior High Schools Under The Ministry of Education and Culture by Subdistrict in Badung Regency, 2020/2021 dan 2021/2022</i> .....	AA
; 55	U ex½ 3R 3wt Y -wY twt t" f t t -t" /Yf 0w-Lt t" Vx x x t Kzt t Yx Vxvt tt w-Vtu tx Ltw z3979769798 wt 979869799 <i>Number of Schools, Teachers, and Pupils in Madrasah Tsanawiyah (MTs) Under The Ministry of Religious Affairs by Subdistrict in Badung Regency, 2020/2021 dan 2021/2022</i> .....	B7
; 5A	U ex½ 3R 3wt Y -wex½ " Yx x zt" Kt /eY K0 w-Lt t" Vx x x t bx w-w½ wt Vxu wt tt Yx Vxvt tt w-Vtu tx Ltw z3979769798 wt 979869799 <i>Number of Schools, Teachers, and Pupils in Senior High Schools Under The Ministry of Education and Culture by Subdistrict in Badung Regency, 2020/2021 dan 2021/2022</i> .....	B:
; 5B	U ex½ 3R 3wt Y -wex½ " Yx x zt" Vx" t /eY V0w-Lt t" Vx x x t bx w-w½ wt Vxu wt tt Yx Vxvt tt w-Vtu tx Ltw z3979769798 wt 979869799 <i>Number of Schools, Teachers, and Pupils in Vocational High Schools Under The Ministry of Education and Culture by Subdistrict in Badung Regency, 2020/2021 dan 2021/2022</i> .....	B@
; 5C	U ex½ 3R 3wt Y -wY twt t" K t" /Y K0 w-Lt t" Vx x x t Kzt t Yx Vxvt tt w-Vtu tx Ltw z3979769798 wt 979869799 <i>Number of Schools, Teachers, and Pupils in Madrasah Aliyah (MA) Under the Ministry of Religious Affairs by Subdistrict in Badung Regency, 2020/2021 dan 2021/2022</i> .....	BC
; 5B7	U Nx t <sup>8</sup> Vx t" t t z Yx -½ Pt -t ex½ " Yx Vxvt tt wt f- z½ bx w-w½ w-Vtu tx Ltw z3978C 9798 <i>Number of Villages<sup>1</sup>/Kelurahan Having Educational Facilities by Subdistrict and Educational Level in Badung Regency, 2019– 2021</i> .....	C9

- ; 88 K z½ bt -- t -Y -/KbY 0wt K z½ bt -- t -Vt t /KbV0  
Yx Uk "t z bx ww½ w-Vtu t x Ltw z39797 wt 9798  
*Net Participation Rates and Gross Participation Rates by Educational  
Level in Badung Regency, 2020 and 2021* ..... C=
- ; 89 bx x t x bx w w ½Lx 8=ft" ½x K t t z Y x@½  
S yY x Vx© ½g w-Vtu t x Ltw z39797 wt 9798  
*Percentage of Literate People Aged 15 Years and Over by Age Group  
in Badung Regency, 2020 and 2021*..... B8
- ; 8: Lt t½ t Pt½ ©t db z t e w-3Yt"t - t3N x wt  
W© t twt b ©x½ ½Zxzx -Lt©w-Vtu t x Ltw z39798  
*Number of Faculty, Students, Lecturer and Graduated Students of  
Poltek Negeri Bali in Badung Regency, 2021*..... CA
- ; 8; Lt t½ t Pt½ ©t db z t e w-3Yt"t - t3N x wt  
W© t twt ex½ ©" f- zz-bt - -t t Lt©w-Vtu t x Ltw z39798  
*Number of Faculty, Students, Lecturer and Graduated Students of STP  
Bali in Badung Regency, 2021*..... CB
- ; 8= U ©" ex½ ©" 3R 3wt Y -wfx t bx -- t K t½  
/fbK0w-Lt t" Vx x x t bx ww½ wt Vxu wt tt  
Yx Vxvt tt w-Vtu t x Ltw z39798@799  
*Number of Schools, Teachers, and Students in Daycare Under The  
Ministry of Education and Culture by Sub District in Badung Regency,  
2021/2021* ..... CC
- ; 8@ bx x t x bx w w ½g t 8=ft" ½x K t Y x bx ww½  
fx -zz- t z N-t t ½ w-Vtu t x Ltw z ft" 9788@798  
*Percentage of Population 15 Years of Age and Over by Educational  
Attainment in Badung Regency, 2011-2021* ..... 879
- ; 8A Lt t½ t K zz twt bx z " z  
bx t½t Ntx t" Vtu t x Ltw z39798  
*Number of Members and Visitors of the Regional Library of Badung  
Regency, 2021* ..... 87:
- ; 8B Lt t½ t fx tzt Ow ½ -yfx t wt f-wt½  
fx t w-g -x -t gwt t t39798  
*Number of Full Time and Part Time Lecturer by Subdistricts in Badung*

Regency, 2021 87;

**4.2 KESEHATAN .....  
HEALTH.....**

; 95 U @“ Nx t8Vx@ t“t kt z Yx @½et t t Vx x“t t  
Yx Vxvt t t w-Vtu t x Ltw z3978C 9798  
*Number of Villages/Kelurahan Having Health Facilities by Subdistrict  
in Badung Regency, 2019–2021 .....* 87=

; 95 U @“ fx tzt Vx x“t t Yx  
Vxvt t t w-Vtu t x Ltw z39798  
*Number of Medical Personnel by Subdistrict in Badung Regency, 2021* 888

; 95 U @“ d t“ et½ g 3d t“ et½ V“ 3d t“ et½-6  
d t“ Lx t@ 3b ½x t 3V@ -½Lt@-Vx x“t t 3b t w 3  
wt b @wx Yx Vxvt t t w-Vtu t x Ltw z39797  
wt 9798  
*Number of General Hospital, Special Hospital, Maternity Hospital and  
Public Health Center, Medical Clinic, Integrated Service Post, Village  
maternity Cottage by Subdistrict in Badung Regency, 2020 and 2021..* 88:

; 95 Lt t½ tfx tzt Yxw- wt bt t xw- w-  
Vtu t x Ltw z Yx fx t f zt 39798  
*Number of Medic and Paramedic Personels by Units  
in Badung Regency, 2021 .....* 88A

; 95= U @“ V “ zt bt x b ½x t w-Vtu t x Ltw z39798  
*Number of Patient Visits by Public Health Centers in Badung Regency,  
2021 .....* 88B

; 95@ Lt t½ t Vt bx wx -t fLM/Lt @t“t K t 0  
b -yYx W½i -w-Vtu t x Ltw z39798  
*Number of TB Patients by Location Quarterly in Badung Regency, 2021* 88C

; 95A U @“ Lt -7489L @ kt z Yx wt t T -t -LMR3  
Nbf3b @ Yx Vxvt t t w-Vtu t x Ltw z39798  
*Number of Vaccination of Infant Aged 0-12 Month by Subdistricts in  
Badung Regency, 2021 .....* 897

; 95B T w½ Nx t“t Vx x“t t Vtu t x Ltw z  
ft“ 978A9798  
*Health Indicators of Badung Regency, 2017-2021 .....* 898



- ; 95 U @" bx wx -t St@KNew-Vtu t x Ltw z ft" 97884798  
Number of Person Suffered HIV/AIDS in Badung Regency, 2011-2020 899
- ; 957 Lt t½ t V@ ½Vx@t zt Lx x vt t Yx  
Vxvt t t w-Vtu t x Ltw z3978@9798  
Number of Family Planning Clinics by Subdistricts in Badung  
Regency, 2016-2021 89:
- ; 958 Lt t½ t V@ ½Vx@t zt Lx x vt t Yx et  
x Vxvt t t w-Vtu t x Ltw z39798  
Number of Family Planning Clinics by Status and Subdistricts in  
Badung Regency, 2021 89;
- ; 959 Lt t½ t bx x t Vx@t zt Lx x vt t Lt Yx  
fx t bx@t t wt Vxvt t t w-Vtu t x Ltw z39798  
Number of New Family Planning Acceptors by Service Clinics and  
Subdistricts in Badung Regency, 2021 89=
- ; 95: U @" wt bx x t xbt t zt g t e u t z  
Lx@ x "tw-K½x w-Vtu t x Ltw z39798  
Number and Percentage of Fertile Couples not ye become Acceptors  
in Badung Regency, 2021 89@
- ; 95; dxt@t -Vxz-t t bbf TMt ut z Ltw z39798  
Realization of Activities of PPTI of Badung Regency, 2021 89A
- ; 95= ex @" Vt fx ut t½bx wx -t dt t Lt@  
w-deNYt z twt Vtu t x Ltw z39798  
Ten Most Cases of Outpatients at RSD Mangusada Badung Regency,  
2021 89C
- ; 95@ ex @" Vt fx ut t½bx wx -t dt t Tt  
w-deNYt z twt Vtu t x Ltw z39798  
Ten Most Cases of Inpatients at RSD Mangusada Badung Regency, 2021 89C
- ; 95A ex @" Vt fx ut t½bx xutu Vx t t bx wx -t  
dt t Tt w-deNYt z twt Vtu t x Ltw z39798  
Ten Most Cases that Causes of Death of Inpatients at RSD Mangusada  
Badung Regency, 2021 8: 7
- ; 95B bx ztwt wt bx zx@t t Nt t" W z½ ex t  
V x Nt t" wt -bY TVtu t x Ltw z3978C9798  
Procurement and Expenditure of Complete Blood and Blood



	<i>Components from PMI of Badung Regency, 2019-2021</i>	8: 8
95B	Nt t bx ztwt t wt bx zx t t Nt t" wt -bY TVtu t x Ltw z3978C 798 <i>Data of Blood Procurement and Discharge from PMI of Badung Regency, 2019-2021</i>	8: :
957	Lt t ½ t K zz t bY TVtu t x Ltw z3978; 798 <i>Number of PMI Members in Badung Regency, 2014-2021</i>	8: ;
958	St - b z t L t Nt t / Nt t d t " 0 bY TVtu t x Ltw z39787 798 <i>Results of PMI Monthly Fund (Rupiah) of Badung Regency, 2010-2021</i>	8: =

**4.3 AGAMA DAN SOSIAL LAINNYA**  
**RELIGION AND OTHER SOCIAL AFFAIRS**

5 B	U t" bx w w ½ Y x Vxvt t t wt Kzt t t z N t w-Vtu t x Ltw z39798 <i>Population by Subdistrict and Religion in Badung Regency, 2021</i> .....	8: @
5 D	U t" fx t bx -utwt t Y x Vxvt t t w-Vtu t x Ltw z39798 <i>Number of Places of Worship by Subdistrict in Badung Regency, 2021</i> .	8: A
5 5	U t" Nx t 8 V x t t t z Y x z t t - Lx vt t K t 9 Y x Vxvt t t w-Vtu t x Ltw z3978C 9798 <i>Number of Villages<sup>1</sup>/Kelurahan that Had Natural Disaster<sup>2</sup> by Subdistrict in Badung Regency, 2019-2021</i> .....	8: B
5 5	Lt t ½ t d t t t Y x Kzt t x Vxvt t t w-Vtu t x Ltw z39798 <i>Number of Religious Leaders by Religion and Subdistricts in Badung Regency, 2021</i>	8: 8
5 5	Lt t ½ t Z - ½ t t t ½ M k t - 3 d " ½ w - Vtu t x Ltw z 3 978 798 <i>Number of Marriage, Divorce an Reconciliation in Badung Regency, 2016-2021</i> .....	8: ;
5 e	Lt t ½ t bx w w ½ t z x t" Y x - t ½ K ½ t bx ½ - t wt K ½ t bx vx t t w-Vtu t x Ltw z39798	

	<i>Number of People Who Have Marriage Certificate and Divorce Certificate Regency, 2021</i> .....	8; ;
; 5 A	Lt t½ t bx w w ½ t z x " Y x -½K½t Vx " -t Yx Vxvt t t wt Uk - Vx " - w-Vtu t x Ltw z39798 <i>Population Owned Birth Certificate by Subdistrict and Sex in Badung Regency, 2021</i> .....	8; =
; 5 B	Lt t½ t St"- t z Lx t z½ Vxft t" e v-wt - Vtu t x Ltw z Yx Vxvt t t 39798 <i>Number of Pilgrims Whent to Mecca from Badung Regency by Subdistricts, 2021</i> .....	8; @
; 5 C	Lt t½ t a zt -t -e t Vt t zft t3W " g t wt K t½x " t w-Vtu t x Ltw z 397884798 <i>Number od Social Oragnization, Youth Club, Aging People and Waif in Badung Regency, 2011-2021</i> .....	8; A
; 5 B7	Lt t½ t bx wx -t Mt vt w-Vtu t x Ltw z39788 9798 <i>Number of People With Disabilities in Badung Regency, 2011-2021</i> .....	8; B
; 5 B8	Lt t½ t bt -K " t 3Vt t -t ft z wt K t½K " w-Vtu t x Ltw z39798 <i>Number of Orphanage, Capacity and Foster Children in Badung Regency, 2021</i> .....	8; C
; 5 B9	W t e tw t Y -Yt t t½ Vtu t x Ltw z39798 <i>Community Project Report of Badung Regency, 2021</i> .....	8=7
; 5 B:	Nt t Rt zz t Vt u t W ex t- /RVWt Vtu t x Ltw z39798 <i>GKLS Report Badung Regency, 2021</i> .....	8=8
; 5 B;	h © x b w ½-et t" t z e wt" wt Lx© N-t zt -w-Vtu t x Ltw z39798 <i>Volume of Handled and Undhandled Waste Production in Badung Regency, 2021</i> .....	8=9
; 5 B=	Lt t½ t f- wt½Vx" t t bx© zzt t t z N© ½ w-Vtu t x Ltw z39798 <i>Number of Reported Crimes / Violations in Badung Regency, 2021</i> .....	8=;

- ; 5 5@ Lt t½ t bx ½ t t z Yt ½wt N-x@ t-½  
Vx"t½tt Zxzx -Ltw z N-- v-Y x Uk - bx ½ t 39798  
*Number of Cases Accepted and Judged at District Attorney of Badung  
by Kind of Cases, 2021* 8=A
- ; 5 5A Lt t½ t ft"t t t z fx vt t wt kt z N-x@ t-½  
Yx Vx t zt xzt tt w-Vx"t½tt Zxzx -Ltw z 39798  
*Number of Prisoner Registerd and Completed by Citizenship at  
District Court of Badung, 2021* 8=B
- ; 5 5B Lt t½ t Nx wt ½Lxux t t Uk - bx ½ t kt z  
fx@ N-t "½ Vx"t½tt Zxzx -Ltw z 3978C49798  
*The Amount of Fines by Kind of Cases Judged at District Attorney of  
Badung, 2019-2021* 8=C
- ; 5 5C Lt t½ t bx@ zzt S ½ /fx t z½ wt fx wt½ t0  
Yx Uk - Vx@ -3g -3Vx t zt xzt tt  
/bx ½ t 4bx ½ t wt -Vx @-t 0978C49798  
*Number of Lawbreakers (Suspect and Defendant) by Sex, Age and  
Citizenship (Cases of Police Department), 2019-2021* 8@7
- ; 5 57 Lt t½ t et zt St - 3Yt -½St - 3V t@½ -wt  
V@ -½ -bx wv½ St - w-Vtu t x Ltw z 39798  
*Number of Civil Defense, Qualifications and Educational  
Classification in Badung Regency, 2021* 8@8
- ; 5 58 Lt t½ t b x½e twt t Yt t t½ t z Lx ux wt -  
Nt te twt t Y -Yt t t½ 3e twt t bx "t z 39798  
*Number of Community Projects and Rural Society Self by Subdistricts  
in Badung Regency, 2021* 8@=
- ; 5 59 bx " t St½R t Lt z t t t  
ft t" Zxzt t w-Vtu t x Ltw z 39798  
*Application for Building Concession at State Land in Badung  
Regency, 2021* 8@A
- ; 5 5: Lt t½ t bx x u-t ex -½ ft t" w-Vtu t x Ltw z 39798  
*Number of Published Land Certificate in Badung Regency, 2021* 8@B
- ; 5 5; Lt t½ t bx ½ t bx wt t t z Yt ½wt  
N- w-bx ztw@ Zxzx -Nx t t 39798

	<i>Number of Civil Law That Entered and Decided in Denpasar District Court, 2021</i> .....	8A@
; 5 5=	Lt t½ t bx ½ t b-wt t t z Yt ½wt N- w-bx ztw@ Zxzx -Nx t t 39798	
	<i>Number of Criminal Law That Entered and Decided in Denpasar District Court, 2021</i> .....	8A7
4.3.26	<i>Banyaknya Perkara yang Diputus oleh Pengadilan Negeri Denpasar Dirinci Menurut Golongan Kejahatan, 2021</i> <i>Number of Cases Decided by Denpasar District Court Detailed According to The Category of Crime, 2021</i> .....	8A8
<b>4.4</b>	<b>KEMISKINAN/POVERTY</b>	
; 5 5	Rt - Vx -½ t 3U @" 3wt bx x t x bx w w ½Y -½ w-Vtu t x LtW z3978=49798 <i>Poverty Line, Number, and Percentage of Poor People in Badung Regency, 2015–2021</i> .....	8A:
; 5 5	T wx½ Vxwt@ t Vx -½ t wt T wx½ Vx t t" Vx -½ t w-Vtu t x LtW z3978= 9798 <i>Poverty Gap Index and Poverty Severity Index in Badung Regency, 2015–2021</i> .....	8A:
<b>5.</b>	<b>PERTANIAN, KEHUTANAN, PETERNAKAN, DAN PERIKANAN/ AGRICULTURE, FORESTRY, LIVESTOCK, AND FISHERY</b>	
<b>5.1</b>	<b>HORTIKULTURA/HORTICULTURE</b>	
=55	Wt bt x ft t t et t Yx Vxvt t t wt lk -ft t t /" t@9797 wt 9798 <i>Harvested Area of Vegetables by Subdistrict and Kind of Plant (ha), 2020 and 2021</i> .....	8B:
=55	b w ½-ft t t et t Yx Vxvt t t wt lk -ft t t / @9797 wt 9798 <i>Production of Vegetables by Subdistrict and Kind of Plant (ton), 2020 dan 2021</i> .....	8C9
	<i>Position of Commercial Bank Foreign Exchange Loans by Business Scale Per Month in Badung Regency, 2021</i> .....	A7

=85	Wt bt x ft t t et t wt L t" L t" t ex - Yx Uk - ft t t 39797 9798 <i>Harvested Area of Seasonal Vegetables and Fruits by Kind of Plant, 2020-2021</i> .....	978
=85	b w ½-ft t t et t wt L t" 4u t" t ex - Yx Uk - ft t t w-Vtu t x Ltw z39797 9798 <i>Production of Seasonal Vegetables and Fruits by Kind of Plant in Badung Regency, 2020-2021</i> .....	97:
=85-	Wt bt x ft t t L- y t t ½ Yx Vxvt t t wt Uk - ft t t w-Vtu t x Ltw z39797 wt 9798 <i>Harvested Area of Medicinal Plants by Subdistrict and Kind of Plant in Badung Regency, 2020 and 2021</i> .....	97=
=85@	b w ½-ft t t L- y t t ½ Yx Uk - ft t t 9797 wt 9798 <i>Production of Medicinal Plants by Kind of Plant, 2020 and 2021</i> .....	989
=85A	Wt bt x ft t t L- y t t ½ Yx Uk - ft t t 3 9797 wt 9798 <i>Harvested Area of Medicinal Plants by Kind of Plant, 2020 and 2021</i> .....	98C
=85B	b w ½-ft t t L- y t t ½ Yx Uk - ft t t 3 9797 wt 9798 <i>Production of Medicinal Plants by Kind of Plant, 2020 and 2021</i> .....	997
=85C	Wt bt x ft t t S- t Yx Vxvt t t wt Uk - ft t t w-Vtu t x Ltw z39797 wt 9798 <i>Harvested Area of Ornamental Plants by Subdistrict and Kind of Plant in Badung Regency, 2020 and 2021</i> .....	998
=857	b w ½-ft t t S- t Yx Vxvt t t wt Uk - ft t t w-Vtu t x Ltw z39797 wt 9798 <i>Production of Ornamental Plants by Subdistrict and Kind of Plant in Badung Regency, 2020 and 2021</i> .....	99:
=858	Wt bt x ft t t S- t Yx Uk - ft t t 39797 wt 9798 <i>Harvested Area of Ornamental Plants by Kind of Plant, 2020 and 2021</i> .....	9; =

- =559 b w ½-ft t t S-t Yx Uk -ft t t 39797 wt 9798  
*Production of Ornamental Plants by Kind of Plant, 2020 and 2021* 9; A
- =55: b w ½-L t" 4u t"t Yx Uk -ft t t Yx  
Vxvt t t w-Vtu t x Ltw z39797 wt 9798  
*Production of Fruits by Kind of Plant by Subdistrict in Badung Regency, 2020 and 2021* 9; C
- =55; b w ½-L t" L t"t wt et t ft" t  
Yx Uk -ft t t 39797 wt 9798  
*Production of Annual Fruits and Vegetables by Kind of Plant, 2020 and 2021* 9@

**5.2 PERKEBUNAN**  
**ESTATE CROPS**

- =55 Wt K xt@t t t bx ½xu t Yx Vxvt t t wt  
Uk -ft t t w-Vtu t x Ltw z / -u "t@9797 wt 9798  
*Planted Area of Estate Crops by Subdistrict and Type of Crops in Badung Regency (thousand ha), 2020 and 2021* 9@
- =55 b w ½-bx ½xu t Yx Vxvt t t wt Uk -ft t t w-  
Vtu t x Ltw z / -u @9797 wt 9798  
*Production of Estates by Subdistrict and Type of Crops in Badung Regency (thousand tons), 2020 and 2021* 9@

**5.2 PETERNAKAN**  
**LIVE STOCK**

- =5 5 b @ -fx t½Yx Vxvt t t w-Vtu t x Ltw z39798  
*Population of Poultrys by Subdistricts in Badung Regency, 2021* 9A=
- =5 5 Lt t½ t bx x t½K t dt wt b w ½- x@  
Yx Vxvt t t w-Vtu t x Ltw z39798  
*Number of Chicken Breeder and Egg Production by Subdistricts in Badung Regency, 2021* 9AA
- =5 5 Lt t½ t fx t½ t z N- z twd t"  
b z Sx t w-Vtu t x Ltw z39798  
*Number of Slaughtered Livestock at Abattoir in Badung Regency, 2021* 9AB

5.5 b w 1/2 - Ntz - z3fx © wt V © w-Vtu t x Ltw z39798  
*Production of Meats, Eggs and Leather in Badung Regency, 2021* 9AC

5.5 bx vxzt "t bx t 1/2 - 6t 1/2 - t -eOw-Vtu t x Ltw z39798  
*Prevention of Disease/S.E Vaccination in Badung, 2021*..... 9B7

5.5 Lt t 1/2 t Vx © 1/2 bx t -fx t 1/2 w-Vtu t x Ltw z39798  
*Number of Farmer Groups in Badung Regency, 2021*..... 281

**5.4 PERIKANAN/FISHERY**

5.5 Lt t 1/2 t K twt bx t z 1/2 t T 1/2 W  
w-Vtu t x Ltw z /L t " 6g - 089798  
*Number of Marine Fishing Boats (Units) in Badung Regency, 2021* 9B9

5.5 Lt t 1/2 t K © bx t z 1/2 t T 1/2 t z g t t  
w-Vtu t x Ltw z /L t " 6g - 089798  
*Main Fishing Equipment (Units) in Badung Regency, 2021* 9B:

5.5 U © " Vx © 1/2 Zx © t x Vxvt t t w-Vtu t x  
Ltw z39798  
*Number of Fishermen Groups per Subdistricts in Badung Regency,  
2021* 9B;

5.5 b w 1/2 - T 1/2 Lt t " w-Vtu t x Ltw z39798  
*Number of Fresh Fishes in Badung Regency, 2021* 9B@

5.5 b w 1/2 - wt Z - © -bx t z 1/2 t T 1/2 W  
Yx Uk - t w-Vtu t x Ltw z39798  
*Production and Value of Marine Fishery by Its Kind in Badung  
Regency, 2021* ..... 9BA

5.5 Wt K xt © wt St © bx t z 1/2 t T 1/2 w-  
e zt -wt i tw 1/2 w-Vtu t x Ltw z39798  
*Area and Production of River, Reservoir/Swamp Fishing in Badung  
Regency, 2021* 9BB

5.5 Wt bx x © t t t T 1/2 3b w 1/2 - wt  
Z - © - t w-Vtu t x Ltw z39798  
*Area of Fish Cultivation, Production and Value in Badung  
Regency, 2021* 9BC



- 5B Wt bx t-t g bx t z½ t T½ 3b w ½-  
wt Z- tw-Vtu t x Ltw z39798  
*Area of Catching in Open Water, Production and Value in Badung  
Regency, 2021* 9C8
- 5C Wt wt Z-St -bx x ttt T½ w-Vtu t x Ltw z39798  
*Area and Value of Fish Cultivation In Badung Regency, 2021* 9C9
- 5B7 Wt wt Lt t½ t bx ux t T½ w-Vtu t x Ltw z39798  
*Area and Number of Fish Hatchery in Badung Regency, 2021* 9C:

**6. INDUSTRI, PERTAMBANGAN, DAN ENERGI/  
INDUSTRY, MINING, AND ENERGY**

- 8 U " b w ½-wt bx " t fx tzt W- ½  
dt Yx z -wt V t bf5bVZ /bx x 9798  
*Total Production dan Sales of Electric Power  
by PT PLN Rayon Mengwi and Kuta, 2021* :7:
- 9 Lt t½ t bx zzt 3b w ½-wt bx zz tt K- Y -  
tw bNKY f- t Yt z t t Vtu t x Ltw zft" 9798  
*Number of Customer, Water Production and Water Consumption at  
Water Region of Corporation in Badung Regency, 2021* :7;
- 5 Lt t½ t bx zz tt K- Y - tw bNKY  
f- t Yt z t t Vtu t x Ltw z39798  
*Number of Water Consumption Customer at Water Region  
Corporation of Badung Regency, 2021* :7=
- 5 U " bx zzt wt K- Lx " t z N-t ½  
Yx Vxvt tt w-Vtu t x Ltw z39798  
*Number of Customers and Distributed Water by Sub District in  
Badung Regency, 2021* :7@
- 5- Lt t½ t g t" t bx t ut zt Rt Mbfx tzt Vx "t wt  
h © xb w ½-Yx Vxvt tt w-Ltw z3979749798  
*Number of Mining Businesses Excavating C, Labor and Production  
Volume by Sub District in Badung Regency, 2020-2021* :7A

h © xwt Z-b w ½-bx t ut zt  
 Rt Mw-Vtu t x Ltw z397979798  
*Volume and Value Production of Mining Businesses Excavating C in  
 Badung Regency, 2020-2021*..... : 7B

**7. PARIWISATA/TOURISM**

Lt t½ tV " zt i -tt t Z t t t t z  
 Yx z-t Yx L w-Vtu t x Ltw z39797 9798  
*Number of Domestic Visitors Stay Overnight by Month in Badung  
 Regency, 2020-2021*..... : 8C

Lt t½ t dx t 3d t" Yt½ 3Lt 3Mt x - z  
 wt U " V -w-Vtu t x Ltw z397879798  
*Numbers of Restaurant, Bar, Catering and Seats at Badung Regency,  
 2010-2021*..... : 97

Lt t½ t g t" t K½ wt -w-Vtu t x Ltw z397879798  
*Numbers of Accomodation Business at Badung Regency, 2010-2021..* : 98

bx x t xf- z½ bx z" t Vt t wt  
 dt t4t t W t Yx z-t twt S xL- t z  
 Yx L w-Vtu t x Ltw z39798  
*Room Occupancy Rates and Average Length of Stay at Classified  
 Hotels by Month at Badung regency, 2021*..... : 9:

bx x t xf- z½ bx z" t Vt t wt dt t4  
 t t W t Yx z-t twt S xZ L- t z  
 Yx L w-Vtu t x Ltw z39798  
*Room Occupancy Rates and Average Length of Stay at Non Classified  
 Hotels by Month at Badung Regency, 2021*..... 324

**8. TRANSPORTASI DAN KOMUNIKASI/  
TRANSPORTATION AND COMMUNICATION**

**8.1 TRANSPORTASI/TRANSPORTATION**

- B33** bt "t z Lt@ 8Yx f-z½ Vx x t zt  
bx x - t"t w-Vtu t x Lt w z /½ B978C4798  
*Length of Roads<sup>1</sup> by Level of Government Authority in Badung  
Regency (km), 2019-2021* ..... ::
- B39** bt "t z Lt@ Yx Uk - bx ½t  
Lt@ w-Vtu t x Lt w z /½ B978C4798  
*Length of Roads by Type of Road Surface in Badung Regency (km),  
2019-2021* ..... ::;
- B35** bt "t z Lt@ Yx V w-Lt@ w-  
Vtu t x Lt w z /½ B978C4798  
*Length of Roads by Condition of Roads in Badung Regency (km),  
2019-2021* ..... :: =
- B35** Lt t½ t bx zx©tt e t T- Yx zx w-eTY 0 t z Lt  
Yx Uk - t twt b ©x t Nx t t wt b ©x Lt w z39798  
*Number of New Driving License Issued by Type at State Police  
of Denpasar Municipality & State Police of Badung Regency  
by Month, 2021* :: @
- B35-** Lt t½ t bx© zzt t W© W- t t z N-- wt½  
wx zt e- x f- z twt b ©x Lt w z39798  
*Number of Traffic Violations are Prosecuted by Traffic Ticket System at  
State Police of Badung Regency by Month, 2021* :: A
- B35@** Lt t½ t Vvx@½t W© W- t x t Vx z-t Yt x t©t z  
N-t½ut ½t @" Vvx@½t t z fx vt t twt b ©x Lt w z39798  
*Number of Traffic Accidents and Material Losses Saused by an  
Accident which is Recorded in State Police of Badung Regency by  
Month, 2021* :: B



B5A U " Vx wt tt Lx kt z fx" N- "3Lt-½  
ex½-bx z "t Vx wt tt Lx L-wt z et t t wt  
b t t t t N-t bx " u zt Vtu t x Ltw z39798  
*Number of Motorized Vehicles That Have Been Tested, Both the  
Section for Testing of Motor Vehicles in the Field of Facilities and  
Infrastructure of Transportation Service in Badung Regency, 2021 ..... : : C*

B5B Lt t½ t Vx wt tt Lx i t"u N- "Vtu t x Ltw z  
97974798  
*Number of Motorized Vehicles Required to Test of Badung Regency,  
2020-2021 ..... : ; 7*

B5C U " Uk ut t 3bt "t z Uk ut t 3Wut Lt 3  
Wut f t 3wt U " Lx t z Uk ut t  
Yx Vxvt t t w-Vtu t x Ltw z39798  
*Number Bridge, Bridge Length, Lane Width, Sidewalk Width, and  
Number of Bridge Spans by Districts in Badung regency, 2021 ..... : ; 8*

**9. PERBANKAN, KOPERASI, DAN HARGA-HARGA/  
BANKING, COOPERATIVE, AND PRICES**

C8 U " V xt -K½-yYx Vxvt t t  
w-Vtu t x Ltw z3978A 9798  
*Number of Active Cooperative by Subdistrict in Badung Regency,  
2017-2021 ..... : =8*

C9 U " V xt -Yx Uk - V xt -wt  
Vxvt t t w-Vtu t x Ltw z39798  
*Number of Cooperative by Kind of Cooperative and Subdistrict in  
Badung Regency, 2021 ..... : =9*

C5 U " V xt -K½-yYx Uk - V xt -39798  
*Number of Active Cooperative by Type of Cooperation , 2021..... : =:*

C5 Lt t½ t W utzt bx ½xw-t Nx t WNBK x wt Vxw- t z  
N-t ½ w-Vtu t x Ltw z Yx Vxvt t t 39798  
*Number of Village Credit Institutions (LPD), Assets and Loans  
Disbursed in Badung Regency by Sub-district, 2021 ..... : =:*

- C5- U @" Vt Lt ½Y x Vx© ½  
Lt ½w-Vtu t x Ltw z3978@ 9798  
*Number of Bank Offices by Bank Group in Badung Regency  
2016-2021* : =
- C5@ U @" b- "t t d t" Lt ½g Lx wt t ½t W t zt  
g t"t/ex½ O½ -04bx L @ Vtu t x Ltw z39798  
*Amount of Commercial Bank Loans by Business Field (Economic  
Sector) - Per Month of Badung Regency, 2021* : A9
- C5A U @" b- "t t d t" Lt ½g Lx wt t ½t  
bx zz tt /VY V0/V04bx L @ Vtu t x Ltw z39798  
*Commercial Bank Loan Amount Based on Usage (KI / KMK / KK) - Per  
Month of Badung Regency, 2021* : @
- CB U @" b- "t t d t" Lt ½g Lx wt t ½t e½t @  
L- - /gY VY 6 gY gY 04bx L @ Vtu t x Ltw z39798  
*Commercial Bank Loan Amount Based on Business Scale (UMKM /  
Non UMKM) - Per Month of Badung Regency, 2021* : @
- C5C b --b- "t t ht© t K - z Yx W t zt  
g t"t wt L @ w-Vtu t x Ltw z39798  
*Position of Foreign Currency Loans by Business Field and Month in  
Badung Regency, 2021* : @=
- CB7 b --b- "t t ht© t K - z Lt ½g Yx  
Lk - bx zz tt bx L @ w-Vtu t x Ltw z39798  
*The Position of Commercial Bank Foreign Currency Loans by Type of  
Usage Per Month in Badung Regency, 2021* : @@
- CB8 b --b- "t t ht© t K - z Lt ½g Yx  
e½t @L- - bx L @ w-Vtu t x Ltw z39798  
*Position of Commercial Bank Foreign Exchange Loans by Business  
Scale Per Month in Badung Regency, 2021* : @A
- CB9 f t@b --b- "t t d t" wt ht© t K - z Lt ½g  
Yx W t zt g t"t bx L @ w-Vtu t x Ltw z39798  
*Total Position of Commercial Bank Rupiah and Foreign Currency  
Loans by Business Field Per Month in Badung Regency, 2021* : @B

- C8:** f t@ --b- "t t d t" wt ht© t K - z Lt ½g  
Y x Uk - bx zz tt bx L @ w-Vtu t x Lt w z39798  
*Total Position of Commercial Bank Rupiah and Foreign Exchange  
Loans by Type of Usage Per Month in Badung Regency, 2021* : A;
- C8;** b --b- "t t ht© t K - z Lt ½g Y x  
e½t@L- - bx L @ w-Vtu t x Lt w z39798  
*Position of Commercial Bank Foreign Exchange Loans by Business  
Scale Per Month in Badung Regency, 2021* : A=
- C8=** b --b- "t t d t" Lt ½g twt gY VY Y x  
W t zt g t"t bx L @ w-Vtu t x Lt w z39798  
*Position of Commercial Bank Rupiah Loans to UMKM by Business  
Field Per Month in Badung Regency, 2021* : A@
- C8@** b --b- "t t d t" Lt ½g twt gY VY Y x  
Uk - bx zz tt bx L @ w-Vtu t x Lt w z39798  
*Position of Commercial Bank Rupiah Loans on UMKM by Type of  
Usage Per Month in Badung Regency, 2021* : B9
- C8A** b --b- "t t ht© t K - z Lt ½g twt gY VY  
Y x Uk - bx zz tt bx L @ w-Vtu t x Lt w z39798  
*Position of Commercial Bank Rupiah Loans on UMKM by Type of  
Usage Per Month in Badung Regency, 2021* : B;
- C8B** b --b- "t t /d t" wt ht© t K - z0 t z  
N-ux ½t @ Lt ½V x - t@bx x x  
Uk - bx zz tt wt L @ w-Vtu t x Lt w z39798  
*Loan Position (Rupiah and Foreign Exchange) Provided by  
Conventional Banks - Persero by Type of Use and Month in Badung  
Regency, 2021* : B@
- C8C** b --b- "t t /d t" wt ht© t K - z0 t z N-ux ½t  
@ Lt ½g V x - t@bx ut z t Nt x t"  
x Uk - bx zz tt wt L @ w-Vtu t x Lt w z39798  
*Loan Position (Rupiah and Foreign Exchange) Provided by  
Conventional Commercial Banks - Regional Development by Type of  
Use and Month in Badung Regency, 2021* : BA

- C97 b --b- "t t /d t" wt ht© tK -z0 t z N-ux ½  
@ " Lt ½g V x - t@e t tZt - t© x  
Uk - bx zz tt bx L @ w-Vtu t x Ltw z39798  
*Loan Position (Rupiah and Foreign Exchange) Provided by  
Conventional Commercial Banks - National Private by Type of  
Monthly Use in Badung Regency, 2021* : BB
- C98 U @ " dx½x - z wt Z - t@R- Lt ½  
g bx L @ w-Vtu t x Ltw z39798  
*Number of Accounts and Current Accounts of Commercial Banks Per  
Month in Badung Regency, 2021* : BC
- 9.22 U @ " dx½x - z wt Z - t@tu zt Lt ½  
g bx L @ w-Vtu t x Ltw z39798  
*Number of Accounts and Saving Accounts of Commercial Banks Per  
Month in Badung Regency, 2021* : C7
- C9: U @ " dx½x - z wt Z - t@Nx - Lt ½  
g bx L @ w-Vtu t x Ltw z39798  
*Number of Accounts and Deposit Accounts of Commercial Banks Per  
Month in Badung Regency, 2021* : C8
- C9; b --b- "t t /d t" 0 t z N-ux ½ @ " Lt ½  
bx ½xw-t dt½t /Lbd0 twt Vx© ½LbdL bde x  
Uk - bx zz tt bx L @ w-Vtu t x Ltw z39798  
*Loan Position (Rupiah) Provided by BPR to BPR / BPRS Groups by Type  
of Usage Per Month in Badung Regency, 2021* : C9
- C9= U @ " dx½x - z wt Z - t@tu zt twt  
Lbd bx L @ w-Vtu t x Ltw z39798  
*Number of Accounts and Nominal Savings at BPR Per Month in  
Badung Regency, 2021* : C
- C9@ U @ " dx½x - z wt Z - t@Nx - twt  
Lbd bx L @ w-Vtu t x Ltw z39798  
*Number of Accounts and Nominal Deposits at BPR Per Month in  
Badung Regency, 2021* : C

- 89A b --b- "t t /d t" 0 t z N-ux ½ @ Lt ½bx u-t tt  
 dt ½t e t t" /Lbde0 twt Vx© ½Lbd6Lbde x  
 Lk - bx zz tt wt L @ w-Vtu t x Ltw z39798  
*Loan Position (Rupiah) Provided by Sharia Rural Banks (BPRS) to the  
 BPR / BPRS Group by Type of Use and Month in Badung Regency, 2021* : C=
- 89B U @ dx½x - z wt Z - t@tu zt twt  
 Lbde bx L @ w-Vtu t x Ltw z39798  
*Number of Accounts and Nominal Savings at BPRS Per Month in  
 Badung Regency, 2021* : C@
- 89C U @ dx½x - z wt Z - t@Nx - twt  
 Lbde bx L @ w-Vtu t x Ltw z39798  
*Number of Accounts and Nominal Deposits at BPRS Per Month in  
 Badung Regency, 2021* : CA

**10. PENGELUARAN PENDUDUK/POPULATION EXPENDITURE**

- 87B dt t4t t bx zx©t t x Vt -t ex4 @ Yx Lk -  
 bx zx©t t w-Vtu t x Ltw z ft" 9788 49798  
*Monthly Average Expenditure Per Capita by Kind of Expenditure in  
 Badung Regency, 2011 - 2021* ; 7A
- 87D bx x t x bx zx©t t x Vt -t exu @ Yx  
 Vx© ½V w-t w-Vtu t x Ltw z39797 wt 9798  
*Percentage of Monthly Expenditure per Capita by Commodity Group  
 in Badung Regency, 2020 and 2021* ; 7B
- 87E bx x t x bx w w ½Y x R © zt bx zx©t t  
 bx Vt -t exu @ w-Vtu t x Ltw z39798  
*Percentage of Population by Per Capita Spending Group a Month in  
 Badung Regency, 2021* ; 87

**11. PERDAGANGAN/TRADE**

- 88B Lt t½ t bt t g 3bx ½t 3wt bt t  
 e t@t @ ½ Y wx w-Vtu t x Ltw z39798  
*Number of Public Market, Shopping Complex, and Supermarket in  
 Badung Regency, 2021* ; 8C



889 Lt t½ t bx t© t Lx t w-Vtu t x Ltw z3978C49798  
Amount of Rice Ditribution in Badung Regency, 2019-2021 ~~5555555555~~ ; 97

**12. SISTEM NERACA REGIONAL/SYSTEM OF REGIONAL ACCOUNTS**

8985 b w ½N x ½dxz- t©L K t Nt t St zt  
Lx ©½ Y x W t zt g t"t /" t t" ©978A 9798  
Gross Regional Domestic Product at Current Market Prices by Industry  
(million rupiahs), 2017-2021 ..... ; 9C

899 b w ½N x ½dxz- t©L K t Nt t St zt V t  
9787 Y x W t zt g t"t /" t t" ©978A 9798  
Gross Regional Domestic Product at 2010 Constant Market Prices by  
Industry (million rupiahs), 2017-2021 ..... ; 8

895 N- u -bx x t x b w ½N x ½dxz- t©L K t  
Nt t St zt Lx ©½ Y x W t zt g t"t 3978A 9798  
Percentage Distribution of Gross Regional Domestic Product at  
Current Market Prices by Industry, 2017-2021 ..... ; ::

895 W" bx u "t b w ½N x ½dxz- t©L K t Nt t  
St zt V t 9787 Y x W t zt g t"t / x x ©978A 9798  
Growth Rate of Gross Regional Domestic Product at 2010 Constant  
Market Prices by Industry (percent), 2017-2021 ..... ; =

895- b w ½N x ½dxz- t©L K t Nt t  
St zt Lx ©½ Y x Uk - bx zx©t t w-  
Vtu t x Ltw z /" t t" ©978@ 9797  
Gross Regional Domestic Product at Current Market Prices by Type of  
Expenditure in Badung Regency (million rupiahs), 2016-2020..... ; A

895@ b w ½N x ½dxz- t©L K t Nt t  
St zt V t 9787 Y x Uk - bx zx©t t  
w-Vtu t x Ltw z /" t t" ©978@ 9797  
Gross Regional Domestic Product at 2010 Constant Market Prices by  
Type of Expenditure in Badung Regency (million rupiahs), 2016-2020 . ; B

**13. PERBANDINGAN ANTAR KABUPATEN/  
KOTA/ REGENCY/MUNICIPAL COMPARISON**

- 8: 8 U " bx w w 1/2Y x Vtu t x 6/ t  
wt lk - Vx - w-b - -Lt/ u 9798  
*Population by Regency/Municipality and Sex in Bali Province  
(thousand), 2021* ..... ;; =
- 8: 9 W" bx u "t b w 1/2N x 1/2dxz- t  
L Kt Nt t St zt V t 9787Y x  
Vtu t x 6/ t w-b - -Lt/ x x 978A 9798  
*Rate of Growth of Gross Regional Domestic Products at Constant  
2010 Prices by Regency/Municipality in Bali Province (percent),  
2017-2021* ..... ;; @
- 8: 5 U " bx w w 1/2Y -1/2- Y x Vtu t x 6  
V t w-b - -Lt/ u 978A 9798  
*Number of Poor Population by Regency/Municipality in Bali Province  
(thousand), 2017-2021* ..... ;; A
- 8: 5 T wx 1/2 bx ut z t Yt t Y x  
Vtu t x 6/ t w-b - -Lt/ 978A 9798  
*Human Development Index by Regency/Municipality in Bali Province,  
2017-2021* ..... ;; B
- 8: 5 R- -dt - Y x Vtu t x V t w-b - -Lt/ 978A 9798  
*Gini Ratio by Regency/Municipality in Bali Province, 2017-2021* ..... ;; C

## DAFTAR GAMBAR/LIST OF FIGURES

St@ t  
Page

8B	Lt t½/x Tu ½ t Vtu t x Yx Vxvt t t w-Vtu t x Ltw z39798 <i>Distance to the Capital of Regency by Subdistrict in Badung Regency, 2021</i>	@
8D	bx x t x Wt Vxvt t t x "twt Wt Vtu t x Yx Vxvt t t w-Vtu t x Ltw z39798 <i>Percentage to Area by Subdistricts by Subdistrict in Badung Regency, 2021</i>	A
9B	U @" Nx t <sup>8</sup> Vx© t"t Yx Vxvt t t w-Vtu t x Ltw z3978A 9798 <i>Number of Villages<sup>1</sup>/Kelurahan by Subdistrict in Badung Regency/ Municipality, 2017–2021</i>	97
9D	U @" K zz t Nx t bx t½ dt½t Ntx t" Yx bt t-b @½wt Lk - Vx@ - w-Vtu t x Ltw z39798 <i>Number of Regional House of Representatives's Members by Political Parties and Sex in Badung Regency 2021</i>	98
: B	U @" bx w w ½Yx Vx© ½g wt Lk - Vx@ - w-Vtu t x Ltw z39798 <i>Population by Age Groups and Sex in Badung Regency, 2021</i>	;;
: D	Lt t½ t fx tzt Vx "t K - z w-Vtu t x Ltw z 2010-2021	; =
; B	U @" fx tzt Vx x" t t Yx Vxvt t t w-Vtu t x Ltw z39798 <i>Number of Medical Personnel by Subdistrict in Badung Regency, 2021</i>	@
; D	U @" et t t Vx x" t t w-Vtu t x Ltw z3979749798 Number of Health Facilities in Badung Regency, 2010-2021	@=



=B	b w ½-T½ Lt t" w-Vtu t x Ltw z39798 Number of Fresh Fishes in Badung Regency, 2021 .....	8B7
=9	Z @-b w ½-T½ Lt t" w-Vtu t x Ltw z39798 Number of Fresh Fishes in Badung Regency, 2021 .....	8B=
@B	U @" b w ½-wt bx " t@ fx tzt W -½ dt Yx z -wt V t bf5bWZ /bx x B9798 Total Production and Sales of Electric Power by PT PLN Rayon Mengwi and Kuta, 2021 .....	: 78
@9	Lt t½ t bx@ zzt K-Y- twt bNKY f- t Yt z t tVtu t x Ltw z39798 Number of Customers of Water Region of Cooperation in Badung Regency, 2021 .....	: 79
AB	Lt t½ t V " zt i -tt t Z t tt t z Yx z- t Yx L @ w-Vtu t x Ltw z39797 9798 Number of Domestic Visitors Stay Overnight by Month in Badung Regency, 2020-2021 .....	: 8A
A9	bx x t xf- z½ bx z" t Vt t S x@L- t z wt Z L- t z Yx L @ w-Vtu t x Ltw z39798 Room Occupancy Rates at Classified and Non Classified Hotels by Month at Badung regency, 2021 .....	: 8B
BB	Lt t½ t bx zx@tt e t T- Yx zx w-eTY 0 t z Lt Yx Uk - t twt b @x t Nx tt wt b @x Ltw z39798 Number of New Driving License Issued by Type at State Police of Denpasar Municipality & State Police of Badung Regency by Month, 2021 .....	:: 7
B9	Lt t½ t Vx zt Yt x t@ z Nt½ut ½ @" Vvx@½t t z fx vt t twt b @x Ltw z39798 Number of Material Losses Caused by an Accident which is Recorded in State Police of Badung Regency by Month, 2021 .....	:: 8

- 87B U @" V x t -K½-yY x Vxvt t t  
w-Vtu t x Lt w z3978A 9798  
Number of Active Cooperative by Subdistrict in  
Badung Regency, 2017–2021 ..... ; B
- 87C U @" K x wt V xw- t z N-t© ½ w-Vtu t x  
Lt w z Y x Vxvt t t ft" 9798  
Assets and Loans Disbursed in Badung Regency by Sub-district, 2021.. ; C
- 87B bx x t x bx z x© t t x Vt -t ex 4 @ Y x Uk -  
bx z x© t t w-Vtu t x Lt w z39788 49798  
Percentage of Monthly Average Expenditure Per Capita by Kind of  
Expenditure in Badung Regency, 2011 - 2021 ..... ; 7;
- 87D bx x t x bx w w ½ Y x R © z t bx z x© t t  
bx Vt -t ex u @ w-Vtu t x Lt w z39798  
Percentage of Population by Per Capita Spending Group a Month in Badung  
Regency, 2021 ..... ; 7=
- 88B bx x t x Lt t ½ t bt t g 3bx ½ t 3wt bt t  
e t @ t @ ½ Y wx w-Vtu t x Lt w z39798  
Percentage of Public Market, Shopping Complex, and Supermarket in  
Badung Regency, 2021 ..... ; 8@
- 88D Lt t ½ t bx t © t Lx t w-Vtu t x Lt w z3978C 4798  
Amount of Rice Distribution in Badung Regency, 2019-2021..... ; 8A
- 89B b w ½ N x ½ dxz- t @ K t Nt t St z t  
Lx @ ½ Y x Uk - bx z x© t t w-Vtu t x  
Lt w z /" t t" @ 978= 978C  
Gross Regional Domestic Product at Current Market  
Prices by Type of Expenditure in Badung Regency  
(million rupiahs), 2015–2019 ..... ; 9@

899 b w ½N x ½dxz- tL K t Nt t St zt  
 V t 9787Yx Uk - bx zx©tt w-  
 Vtu t x Lt w z /" t t" 0978= 978C  
*Gross Regional Domestic Product at 2010 Constant  
 Market Prices by Type of Expenditure in Badung Regency  
 (million rupiahs), 2015–2019* ..... ; 9A

8: 8 U ©" bx w w ½Y x Vtu t x 6/ t wt  
 Uk - Vx© - w-b - -Lt©/ -u 09798  
*Population by Regency/Municipality dan Sex in Bali Province (thousand),  
 2021* ..... ; ;

8: 9 T w½ bx ut z t Yt tYx Vtu t x 6  
 V t w-b - -Lt©978A 9798  
*Human Development Index by Regency/Municipality in Bali Province,  
 2017–2021* ..... ; ;

## PENJELASAN UMUM/EXPLANATORY NOTES

ft wt 4t wt 3t t 4t t 3wt ④- 4④- t t z wz t½ wt ④ u④/④ -  
 - -twt④" xutzt-ux ½ D

*Symbols, measurement units, and acronyms which are used in this publication, are as follows*

### 1. TANDA-TANDA/SYMBOLS

Nt t -wt ½ x xwt ④Nt t t t-④u④	D 55
f-wt ½ wt t t ④z ④ x	D
Nt t wt t wt ut-½ ④Nt t xz-④-u④	D 7
ft wt wxv- t ④N xv- t ④ -	D 3
Nt t -wt ½ wt t w-t ④i ④ t ④tu④	D ZK
K z½ x - t ④- t xwyz x	D x
K z½ w- x ut-½ ④dx -xwyz x	D
K z½ x x t t ④x ④- t yz x	D
K z½ t zt x x t t ④x x ④- t yz x	D
K z½ t zt t zt x x t t ④x x x ④- t yz x	D

### 2. SATUAN/UNITS

ut x ④barrel	D 8=8 ④x ditres G 8 ④BCB :
" x½ t /" t ④hectare (ha)	D 8 7 7 7 9
½ ④ x x /½ ④kilometres (km)	D 8 7 7 7 x x 6 meters (m)
½ ④knot	D 8 3 9= ½ ④ /km/hour 0
½ - t ④quintal	D 8 7 7 ½
Vi "	D 8 7 7 7 i t hour
Yi "	D 8 7 7 7 Vi "
④x / ½ ux t ④litre (for rice)	D 7 3 7 ½
Y Y eMP	D 8 ④ =3 :
x ½ / 5 ④metric ton (m. ton)	D 7 3 B; 98 ④ z G 8 7 7 ½
ounce	D 9 8 3 8 z t ④grams
	D 8 7 7 7 ½

et t ④- Du t " 3w 3u -3" x ④- ④ ut 3½ ④ z 3 ut t z 3 ④t 3 ½ ④ x x  
 / ½ ④t 3 x -3 x x /, ④

*Other units: unit, pack, pieces, sheet, tin, pulse, ton-kilometres (ton-km), hour, minute, percent (%).*

bx uxwt t t z½ w-ux ④½ z ½ t w-xutu½ ④" x u ④ t t z½ 5

*The difference in decimal numbers is caused by rounding.*





## DAFTAR SINGKATAN/ LIST OF ABBREVIATIONS

eT	D e t - T/
eTY bV	D e t - Y x x ©z-bx t t V"
5	D f x t -w
LMR	D Ltv- M x x R x -
Nbf	D N-yx -bx -3fx t
ff	D f x t f -w
f	D T w -a u t f t w- t Traditional Medicine Industry
Taf	D T w -Vxv-a u t f t w- t Traditional Medicine Small
K	D K ½ x " t t Health Kits
bVdf	D b x u x ½ V x x " t t d t " t z z t Household Health Logistics
V ©	D V x Complement
Tdf b	D T w -b t z t b w ½-d t " f t z z t Foods Home Industry
bLP	D b x w t z t z L x t P t t Pharmacy Whole-seller
RPV	D R w t z P t t -V t u t d x z x v Municipality Pharmacy Warehouse
dL	D d t " L x t Delivery House
b	D b ½ x t x u t Auxiliary Public Health Center
Lb	D L t -b x z u t t Polyclinic
fbe	D f x t b x u t z t e x x t t Landfill
½ x t	D ½ - t ½ x " t t t t ½ -½ Poor public health insurance
bWY g	D b z t ½ - t V x x " t t Y t t t ½ g
eTg b	D e t T- g " t b x w t z t z t Trading Permission Letter
fNb	D f t w t N t y t b x t " t t Company Registration Identity
KbT	D K z ½ b x z x t - Importer's Identity Number



## Statistik Kunci, 2018–2021 Key Statistics, 2018–2021

Rincian/Description	S a t u a n / Unit	2018	2019	2020	2021
(1)	(2)	(3)	(4)	(5)	(6)
<b>SOSIAL/SOCIAL</b>					
Penduduk <sup>1</sup> /Population <sup>1</sup>	ribu/thousands	630,00	670,20	548,19	549,25
Laju Pertumbuhan Penduduk <sup>1</sup> /Population Growth <sup>1</sup>	%	2,40	2,38	0,09	0,26
Angka Harapan Hidup <sup>1</sup> -e <sub>0</sub> /Life Expectancy Rate <sup>1</sup>	tahun/years	74,71	74,99	75,10	75,18
Angka Melek Huruf Usia 15+ /Literacy Rate Aged 15+	%	96,81	99,81	98,61	97,71
Tingkat Partisipasi Angkatan Kerja -TPAK <sup>2,3</sup> Labour Force Participation Rate-LFPR <sup>2,3</sup>	%	71,44	72,67	72,69	72,52
Tingkat Pengangguran Terbuka-TPT <sup>2</sup> Unemployment Rate-UR <sup>2</sup>	%	0,44	0,38	6,92	6,93
Penduduk Miskin <sup>4</sup> /Poor People <sup>4</sup>	ribu/thousands	12,97	11,89	13,75	18,53
Persentase Penduduk Miskin <sup>4</sup> Percentage of Poor People <sup>4</sup>	%	1,98	1,78	2,02	2,62
Indeks Pembangunan Manusia-IPM <sup>5</sup> Human Development Index <sup>5</sup>	–	80,87	81,59	81,60	81,83
<b>EKONOMI/ECONOMIC</b>					
Produk Domestik Regional Bruto (PDRB) Harga Berlaku <sup>6</sup> Gross Regional Domestic Bruto (GRDP) at Current Price <sup>6</sup>	miliar rupiah billion rupiahs	57 791,2	62 836,1	49 014,0	44 803,9
Laju Pertumbuhan Ekonomi <sup>8</sup> /Economic Growth <sup>7</sup>	%	6,73	5,81	-16,55	-6,74
PDRB Per Kapita Harga Berlaku <sup>6,8</sup> Per Capita of GRDP at Current Price <sup>6,8</sup>	ribu rupiah thausand rupiahs	87 972,91	92 561,50	89 290,46	81 572,71
Produk Domestik Regional Bruto (PDRB) Harga Konstan <sup>6</sup> Gross Regional Domestic Bruto (GRDP) at Constant Price <sup>6</sup>	miliar rupiah billion rupiahs	<b>35 275,4</b>	<b>37 326,5</b>	<b>31 147,8</b>	<b>29 049,6</b>

- Catatan/Notes: <sup>1</sup> Penduduk 2018–2019 proyeksi, 2020 hasil SP/Population year 2018–2019 are based on projection result and for population on 2020 are based on Population Census
- <sup>2</sup> Kondisi Agustus/Condition at August
- <sup>3</sup> Menggunakan penimbang hasil proyeksi penduduk tahun 2010–2035/Weighted by the 2010–2035 population projection
- <sup>4</sup> Kondisi Maret/Condition at March
- <sup>5</sup> Sejak tahun 2010, IPM dihitung dengan metode baru. Komponen IPM metode baru adalah angka harapan hidup saat lahir, harapan lama sekolah, rata-rata lama sekolah, dan pengeluaran per kapita/Since 2010, HDI was calculated using new method. New HDI component are life expectancy at birth, expected years of schooling, means years of schooling, and expenditure per capita
- <sup>6</sup> Mulai tahun 2010 mengadopsi System of National Account 2008 (SNA 2008)/Since 2010 is in line with System of National Account 2008 (SNA 2008)
- <sup>7</sup> Menggunakan tahun dasar 2010 (2010=100)/Using 2010 base year (2010=100)
- <sup>8</sup> Menggunakan proyeksi penduduk berdasarkan hasil SP2010/Using population projection based on SP2010



# 01

## **GEOGRAFI DAN IKLIM** **GEOGRAPHY AND CLIMATE**

Luas Kecamatan Kuta 17,52 km<sup>2</sup>  
*Area of Kuta Subdistrict 17,52 km<sup>2</sup>*

Wilayah ini meliputi 4,16% dari total luas wilayah Kabupaten badung

*This area covers 4,16% of total area of Badung Regency*





## PENJELASAN TEKNIS

## TECHNICAL NOTES

- 85 Nt t x 1/2 - t u - 1. Topography statistics are secondary data obtained from the topography Office. Meanwhile data about climate are based on Meteorological, Climatological, and Geophysical Office.
- 95 f z ty-twt 1/2 xtw t 1/2 2. Topography is the state of the earth in a certain area or region. Peak is the highest part of mount/mountain. Slope is part of two mountains or area which has position lower than the other areas. Valley in between mountains is often called slinkin. Valley in the area of mount/mountain/hill which lies between the peak to the valley. Valley is a low area between two mounts/mountains or area that have a position lower than the surrounding areas. Valley in mountainous area is often called syncline. Valley in a mountainous area is called graben fault or slenk. While the valley in the mountainous area is called the valley between the mountains. graben atau slenk.
- : 5 Nt t t twt utzt t t -- 3. Flat is a land that side of parcels of land that looked plane, flat, and stretches.
- ; 5 Nt ux utzt- x t 3 1/2 4. In the literatures, climate variability defined as the physical state of the atmosphere, and climate change is defined as the change in climate that is influenced directly or indirectly by human activities are changing atmospheric

t<sup>1/2</sup>-t t t z x ut"  
 1/2 -- t yx 3 t z  
 t<sup>1/2</sup> x x ux t 1/2 tzt t  
 1/2 x t t - twt x - wx  
 t z v 1/2 t "t z5 exvt t  
 t - 1/2 x ut"t 1/2 twt@"  
 x ut"t 4 t t z  
 x t-1/2vx wx zt t-1/2  
 t t xvt t t t z  
 x x t- 1/2 tzt t "t t 3  
 - t 3 t 1/2 5

composition, which would enlarge the observed climate variability at a sufficiently long period. Statistically, climate change is the change in the elements that have a tendency to rise or fall significantly that accompany the daily variability, and seasonal cycles.

<https://badungkab.bps.go.id>



**ULASAN**

**DESCRIPTION**

LKL 78 x zzt ut 1/2 x t z  
 Rx z ty- wt 1/2 w- Vtu t x  
 Ltw z 5 Nt t w t Rt ut 8  
 x " 1/2 " t 1/2 u 1/2 t 1/2 t 6  
 1/2 u t x x 1/2 vt t t w-  
 Vtu t x Ltw z t" 97985 Nt -  
 wt t t z w- x 3 Vxvt t t  
 bx t z x 1/2 " t 1/2 x " t " wt -  
 u 1/2 t 1/2 u t x t- 9; 1/2 5bt wt  
 Rt ut 89 x " 1/2 x x t x  
 t 1/2 vt t t x " twt t t " t  
 Vtu t x Ltw z t" 97985 bt wt  
 z ty 1/2 x t ut" t Vxvt t t  
 bx t z x 1/2 " t " x t wx zt  
 x x t x xut 9A3 B, wt - t  
 Vtu t x Ltw z 5

CHAPTER 01 describes Geography and Climate in Badung Regency. It can be seen that Figure 1.1 shows the distance from the capital to the city/regency by sub-district in Badung Regency in 2021. From the data obtained, Petang District has the furthest distance from the district capital, which is 24.9 km. Figure 1.2 shows the percentage of sub-district area to the area of Badung Regency in 2021. The graph shows that Petang District has the largest area with a percentage of 27.48% of the area of Badung Regency

ftux 855 x " 1/2 " t"  
 t y z - t" t t w- Vtu t x  
 Ltw z t" 978A 97985 f t  
 t y z - t" twt t" 9798  
 xut t 1/2 A938 " x 1/2 t 5 K y z -  
 t x ut t 1/2 w- Vxvt t t V t  
 g t t xut t 1/2 8738 " x 1/2 t 5

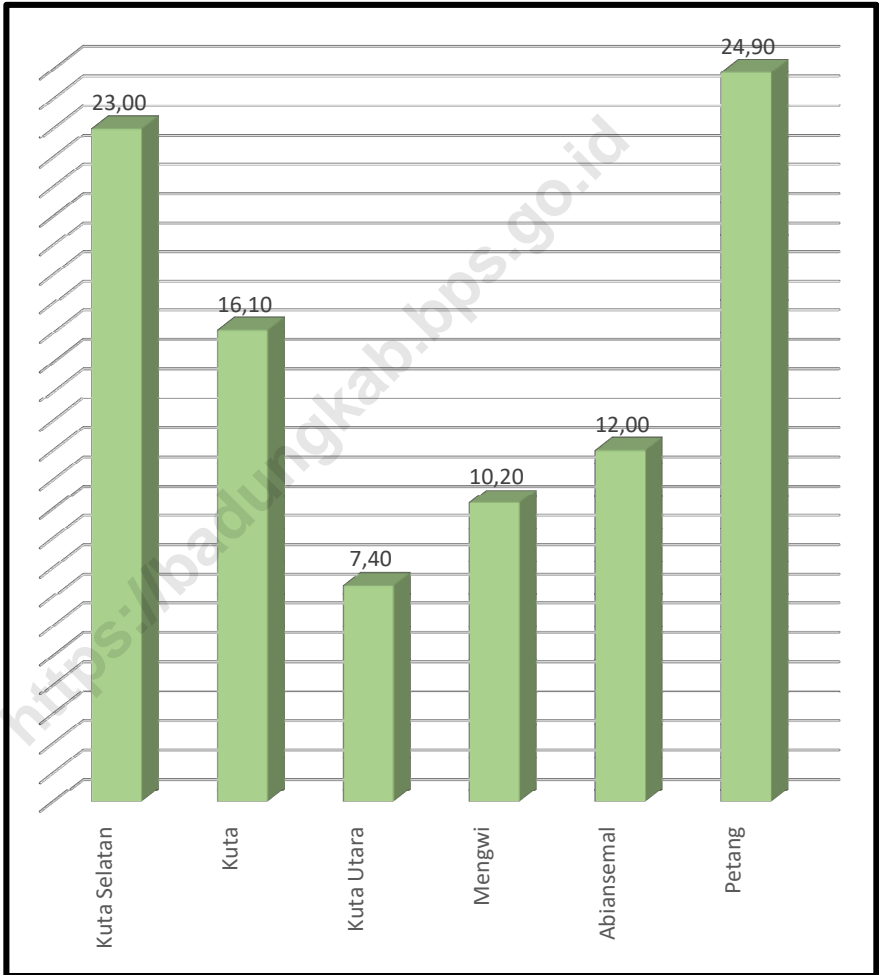
Table 1.1.3 shows the total conversion of paddy fields in Badung Regency in 2017-2021. The total land use change in 2021 is 72.71 hectares. Most of the land conversion in North Kuta District was 10.81 hectares.

Vxtwt 1/2 x wt t twt ftux  
 895 x t z x zt t t 1/2  
 Vtu t x Ltw z t" 9798 t z  
 x " 1/2 " 3 1/2 ut t 3  
 1/2 vxvt t t t z- 3 x 1/2 t wt t 3  
 " t v t " " t 3" t " t - " t  
 wt x - t t t t t - 5 Vt x t  
 x ut t x tw- x t u t 3 tux  
 wt x u t wt 1/2 t 1/2  
 t t" 5

The climatic conditions are shown in Table 1.2.1 regarding observations of climate elements in Badung Regency in 2021 which shows temperature, humidity, wind speed, air pressure, amount of rainfall, number of rainy days and solar radiation. Because changes occur every month, the table is created monthly within a year.

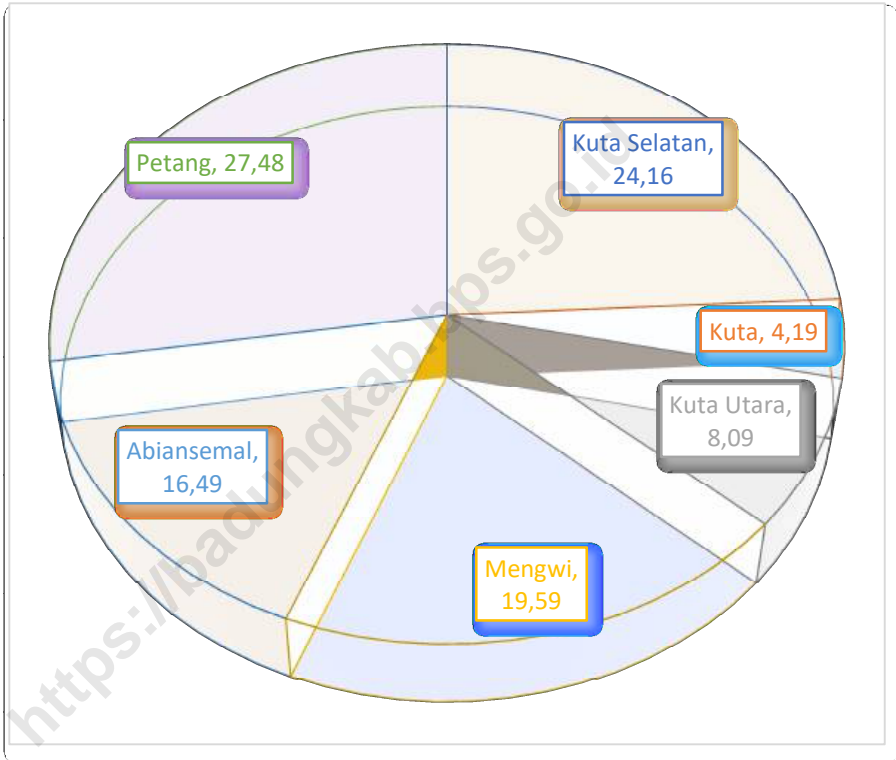
**Gambar** 1.1  
**Figures**

**Jarak ke Ibukota Kabupaten Menurut Kecamatan di Kabupaten Badung, 2021**  
*Distance to the Capital of Regency by Subdistrict in Badung Regency, 2021*



**Gambar** 1.2  
**Figures**

**Persentase Luas Kecamatan terhadap Luas Kabupaten Menurut Kecamatan di Kabupaten Badung, 2021**  
*Percentage to Area by Subdistrict in Badung Regency, 2021*





## 1.1 KEADAAN GEOGRAFI GEOGRAPHY CONDITION

**Tabel 1.1.1** Luas Daerah dan Jumlah Pulau Menurut Kecamatan di Kabupaten Badung, 2021  
*Total area and Number of Islands by Subdistrict in Badung Regency, 2021*

Kecamatan Subdistrict	Ibukota Kecamatan Capital of Subdistrict	Luas Total Area (km <sup>2</sup> /sq.km)	Persentase Terhadap Luas Wilayah Percentage to Area	Jumlah Pulau Number of Islands
(1)	(2)	(3)	(4)	(5)
Kuta Selatan	Jimbaran	101,13	24,16	0
Kuta	Kuta	17,52	4,16	0
Kuta Utara	Kerobokan	33,86	8,09	0
Mengwi	Mengwi	82,00	19,59	0
Abiansemal	Blahkiuh	69,01	16,49	0
Petang	Petang	115,00	27,48	0
<b>Badung</b>		<b>418,52</b>	<b>100,00</b>	<b>0</b>

Sumber : Kementerian Dalam Negeri  
Source : Ministry of Home Affairs

Catatan/Note: <sup>1</sup> Berdasarkan Peraturan Menteri Dalam Negeri Nomor 137 Tahun 2017 tanggal 29 Desember 2017/Based on Minister of Home Affairs Regulation Number 137/2017, December 29, 2017

<sup>2</sup> Berdasarkan informasi Kementerian Dalam Negeri Tahun 2018/Based on information from Ministry of Home Affairs, 2018

**Tabel** 1.1.2 **Tinggi Wilayah dan Jarak ke Ibukota Kabupaten Menurut Kecamatan di Kabupaten Badung, 2021**  
**Table** 1.1.2 **Altitude and Distance to the Capital of Regency by Subdistrict in Badung Regency, 2021**

Kecamatan Subdistrict	Tinggi Wilayah (mdpl) Altitude (m a , s ,l)	Jarak ke Ibukota Kabupaten/Kota Distance to the Capital of Regency/ Municipality
(1)	(2)	(3)
Kuta Selatan	28	23,00
Kuta	27	16,10
Kuta Utara	65	7,40
Mengwi	0 - 350	10,20
Abiansemal	75 - 350	12,00
Petang	275 - 2075	24,90
<b>Badung</b>		

Sumber : Topografi Kodam IX Udayana.  
 Source : Topographical Office of Denpasar

**Tabel 1.1.3** Jumlah Alih Fungsi Lahan Sawah di Kabupaten Badung (Hektar), 2017-2021  
**Displace Farm Function of Paddy Wet Field by Subdistricts (Hectar), 2017-2021**

Kecamatan Subdistricts	2017	2018	2019	2020	2021
(1)	(2)	(3)	(4)	(5)	(6)
Kuta Selatan	-	-	-	-	-
Kuta	2	3	1	-	-
Kuta Utara	34	137	37,81	8,99	10,81
Mengwi	-	144	0,2	17,04	61
Abiansemal	2	29	-	-	0,9
Petang	-	10	-	-	-
Jumlah/ Total	38	323	39,01	26,03	72,71

Sumber : Dinas Pertanian dan Pangan Kabupaten Badung  
 Source : Department of Agriculture and Food of Badung Regency

## 1.2 KEADAAN IKLIM CLIMATE CONDITION

**Tabel** 1.2.1 **Pengamatan Unsur Iklim Menurut Bulan di Stasiun Sta. Met. Kelas II Gusti Ngurah Rai - Badung, 2021**  
**Table** 1.2.1 **Observation of Climate Elements By Months at Sta. Met. Kelas II Gusti Ngurah Rai - Badung Station, 2021**

Bulan Month	Suhu/Temperature (°C)			Kelembaban/Humidity (%)		
	Minimal Minimum	Rata-rata Average	Maksimum Maximum	Minimal Minimum	Rata-rata Average	Maksimum Maximum
(1)	(2)	(3)	(4)	(5)	(6)	(7)
Januari/January	23,60	27,12	31,90	66,00	85,58	97,00
Februari/February	22,3	27,44	32,2	61	83,49	97
Maret/March	23	27,67	35,1	56	81,65	97
April/April	23,4	28,08	32,3	53	77,63	95
Mei/May	23,8	28,01	31,2	62	79,38	94
Juni/June	23	27,65	32,2	64	81,81	94
Juli/July	21,2	27,12	30,5	52	77,06	95
Agustus/August	22,8	27,16	30,5	63	79,43	95
September/September	23,8	27,46	31	63	79,25	98
Oktober/October	22,8	27,51	32,5	59	79,6	96
November/November	24	27,55	32,4	57	84,3	98
Desember/December	23,5	28,07	32,5	67	83,32	98

berlanjut/ continued...



W " t ftux ©Continued Table 853

Bulan Month	Kecepatan Angin (m/det) Wind Velocity (m/sec)			Tekanan Udara/Atmospheric Pressure (mb)		
	Minimal Minimum	Rata-rata Average	Maksimum Maximum	Minimal Minimum	Rata-rata Average	Maksimum Maximum
(1)	(8)	(9)	(10)	(11)	(12)	(13)
Januari/January	Calm	7,12	19,00	1 003,90	1 007,28	1 010,30
Februari/February	Calm	6,68	21	1 002,20	1 007,94	1 012,00
Maret/March	Calm	5,30	19	1 002,70	1 008,28	1 012,70
April/April	Calm	4,70	19	1 003,10	1 009,82	1 013,70
Mei/May	Calm	6,37	14	1 005,50	1 009,61	1 013,00
Juni/June	Calm	5,75	14	1 007,30	1 010,81	1 013,90
Juli/July	Calm	6,74	15	1 006,60	1 011,19	1 014,70
Agustus/August	Calm	7,34	16	1 007,90	1 011,76	1 014,70
September/September	Calm	6,88	15	1 007,80	1 011,09	1 014,30
Oktober/October	Calm	3,98	14	1 005,90	1 010,33	1 015,10
November/November	Calm	4,17	13	1 004,00	1 008,06	1 012,00
Desember/December	Calm	6,57	25	1 005,00	1 008,71	1 012,40

berlanjut/continued...

W " t ft ux ©Continued Table 8.9

<b>Bulan Month</b>	<b>Jumlah Curah Hujan Number of Precipitation (mm)</b>	<b>Jumlah Hari Hujan (hari) Number of Rainy Days (day)</b>	<b>Rata-rata Penyinaran Matahari Duration of Sunshine (%)</b>
(1)	(14)	(15)	(16)
Januari/January	722,40	28	33,66
Februari/February	383,8	25	48,51
Maret/March	425,2	21	58,95
April/April	71,1	9	73,03
Mei/May	1,7	2	78,06
Juni/June	127,6	10	67,92
Juli/July	9,2	5	78,33
Agustus/August	62,6	7	75,08
September/September	121,6	10	67,06
Oktober/October	128,5	11	61,37
November/November	392,4	20	46,25
Desember/December	546,7	22	50,08

Sumber : Badan Meteorologi, Klimatologi, dan Geofisika  
Source : Meteorological, Climatological, and Geophysical Office

02

**PEMERINTAHAN  
GOVERNMENT**

**3738**  
orang  
*people*



**3466**  
orang  
*people*



<http://badungkab.bps.go.id>



**PENJELASAN TEKNIS**

**TECHNICAL NOTES**

85 e- x            ©-½ w- T w x t  
 wwt t ½            twt ½½ t tt  
 ©z- © -½x½x½ -½wt    w½½ y  
 /f t b ©-½t 5

95 Vx½ t tt    ©z- © -y w- xzt z  
 ©" Y t"x© bx    t t t  
 dt½ t /Y bd0 xutz- © utzt  
 x -zz- xzt t5 Vxt zz tt  
 Y bd        ux ut"        x x©"  
 K t wx x ggN 8C; = twt  
 x -wx 8CCC477; 5 ex© "  
 t zz t Y bd twt©" t zz t  
 Nbd /Nx t bx t½© dt½ t 0  
 w-t ut" t zz t NbN /Nx t  
 bx t½© Ntx t" 5 K zz t  
 Nbd wt NbN w- © x©©-  
 x ©t            / x ©0 wt  
 w© -½wt©    t t "tut t © t  
 t" 5

: 5 K zz t Nx t bx t½©  
 dt½ t Ntx t" /NbdN0 w- ©  
 x©©- x ©t            / x ©0  
 wt w© -½wt©    t t "tut t  
 © t t" 5

; 5 e t x x - t"t dx u©½  
 T w x t x -wx 9797479;  
 x w-- wt - x wx 3 t½©  
 x wx 3© utzt -zz- xzt t3  
 ½x x x t 3 x -z½ x x -3  
 wt W utzt bx x - t"t Z  
 Vx x x t /WbZV5

=5 W utzt -zz- xzt t x w--wt -  
 Y t"x© bx    t t t dt½ t  
 /Y bd©Nx t bx t½© dt½ t  
 /Nbd©Ltw bx x ½t Vx t zt  
 /Lbv© wt Y t"½ t" Kz z  
 /Y K©Nx t bx t½© Ntx t"  
 /NbN0Y t"½ t" V - -/Y V©

1. The political system in Indonesia is based on Trias Politica principle or separation of legislative, executive, and judicative power.

2. Legislative power is held by the People's Consultative Assembly (MPR) as the highest institution. The MPR membership changed after the amandement of The 1945 Constitution of The Republic of Indonesia (UUD 1945) during the period 1999-2004. MPR members are all The Indonesian House of Representative (DPR) members plus Regional Representatives Council (DPD). DPR and DPD members are elected through a general election and appointed for a five-years membership.

3. Regional House of Representatives (DPRD) members are elected through a general election and appointed for a five-years membership.

4. The government structure of the Republic of Indonesia period 2020-2024 consists of president, vice president, state supreme agencies, ministries, ministerial level institutions, and non-ministerial institution.

5. State supreme agencies consist of The People's Consultative Assembly, The House of Representative, The Audit Board of the Republic of Indonesia, Supreme Court, Local Councils, Constitutional Court, and Judicial Commission.

wt V --k w-t@Vk05

@5 Nx t twt@ vx t wt vx t twt  
 t t t z w-xu vx zt t t  
 @-3 x@ " t w-xu Nx t  
 twt@ ½x t t t t t½  
 " ½ t z x @½ ut t  
 -@ t" t z ux x t z ½  
 x zt wt x z t  
 x x - t"t 3 ½x x -zt  
 t t t½ x x t ux wt t½  
 t½ t t t t½ 3 "t½ t t@  
 @ wt @ t "t½ tw-- t@  
 t z wt½ -wt w" t -wt@  
 - x bx x - t"t Zxzt t  
 Vx t t dx u@½ Tw x t  
 /g wt z4g wt z Z @ft"  
 978; x t z Nx t05

A5 Vx@ t"t twt@ t -@ t"  
 t z w- - @" x t z  
 W t" xutz- x t z½ wt x t"  
 ½u t x wt t t wt x t" ½ t  
 w- ut t" ½xvt t t /g wt z4  
 g wt z Z 5 :9 ft" 977;  
 x t z bx x - t"t Ntx t"05

B5 bxzt t- xzx - -@bZe0twt@  
 x t t zt xzt t dx u@½  
 Tw x t t z x@" x x "-  
 t t t z w-x ½ 3wt z½  
 @" x"tut t z ux x t z  
 wt w-x t"- zt wt@ "tut t  
 xzx -3t t w-x t"- zt xzt t  
 @- t3 wt wzt"- ux wt t½  
 x t t x wt z4 wt zt  
 t z ux @½ 5bZe x w--wt -bZe  
 t wt bZewx t"5

6. Village is village and custom village or that is called by other terms, hereinafter referred to as the village is the unity of the legal community who have territorial boundaries that are authorized to regulate and manage government affairs, the interest of local communities based on community initiatives, the origin and local customs that are acknowledged and respected within the unitary System of Government Republic of Indonesia (Law No. 6 Year 2014 about Village).

7. Sub-district is an area that is led by a sub-district head (Lurah) as an apparatus of regency and or city under the district (Law No. 32 Year 2004 about Local Governmental).

8. Civil servants (PNS) is every citizen of the Republic of Indonesia which have been determined eligible, be appointed by the competent authority and assigned the task in a country office, or charge of any other country, and are paid based on legislation and regulations. PNS consists of the central and regional civil servants.

ULASAN

DESCRIPTION

LKL 79 x " 1/2 x t z  
 zt ut t x x - t"t Vtu t x  
 Ltw z t" 97985 btwt Rt ut  
 98 x " 1/2 " ④ wx t6  
 1/2⊗ t"t x 1/2vt t t w-  
 Vtu t x Ltw z t" 978A47985  
 Nt -wt t t z w-x ③ 3Vxvt t t  
 Yx z - x ④/2 97 wx t6/x⊗ t"t 3  
 x t1/2 wx t6/x⊗ t"t x ut t1/2  
 w- Vtu t x Ltw z3 xwt z1/2  
 Vxvt t t V t"t t x ④/2=wx t6  
 1/2⊗ t"t 5Rt ut 99 x " 1/2  
 " ④ t zz t Nx t bx t1/2⊗  
 dt1/2t Ntx t" x t t- ④/2  
 wt "x - 1/2⊗ - w-Vtu t x Ltw z  
 t" 97985 R t y1/2 x " 1/2  
 ut" t bt t - bNTb x ④/2 t zz t  
 x ut t1/2wx zt t⊗98 t z ④/24  
 ④/2wt A t z x x t 5

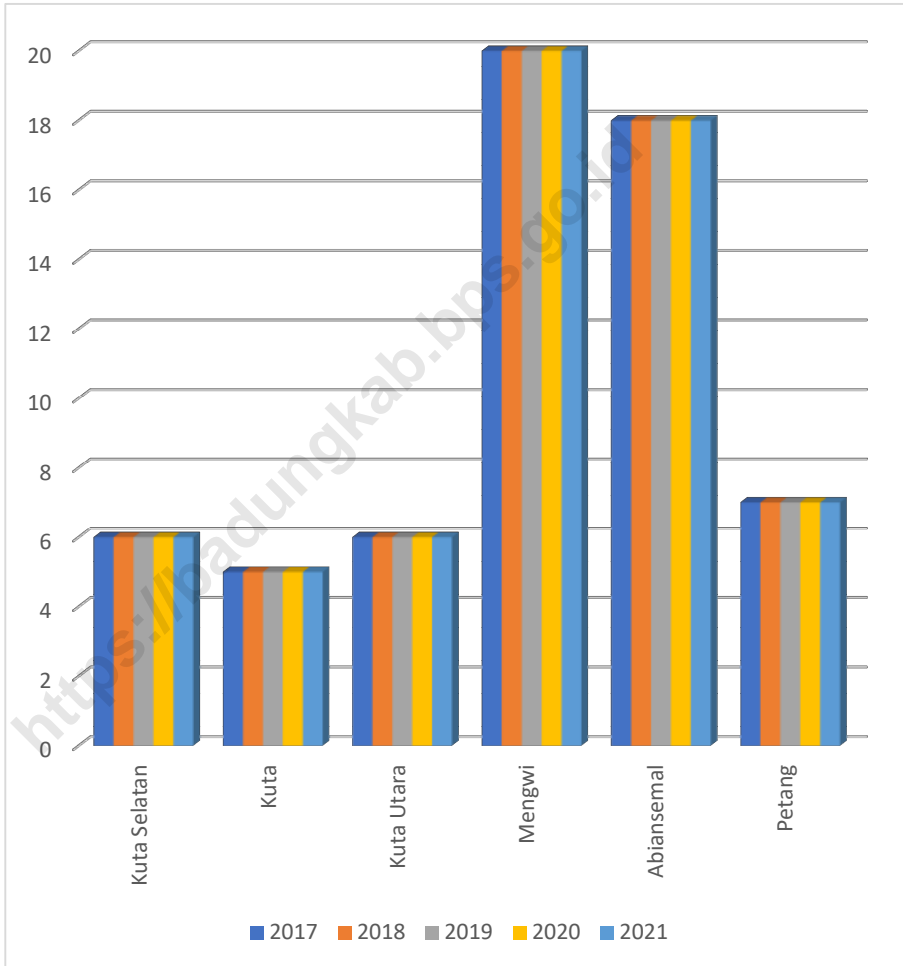
CHAPTER 02 shows the description of the government of Badung Regency in 2021. Figure 2.1 shows the number of villages/kelurahan by sub-district in Badung Regency in 2017-2021. From the data obtained, Mengwi District has 20 villages/kelurahan, which is the most in Badung Regency, while Kuta District only has 5 villages/kelurahan. Figure 2.2 shows the number of members of the Regional House of Representatives by political party and gender in Badung Regency in 2021. The graph shows that the PDIP Party has the most members with a total of 21 males and 7 females.

ftux⊗95 8 x " 1/2 " ④  
 bxzt t- Zxzx - e- ④ w- Vtu t x  
 Ltw z t" 97974798 w w - t -  
 ③ x x t xut t1/2: A: B wt  
 ④/2⊗1/2 xut t1/2: ; @@ t z5ex⊗-  
 - 3w-t ④/2 1/2 t zt x x - t"3  
 wx zt - v- t- dxt⊗t -bx wt t t  
 bx x - t" wt Lx⊗ "t bx x - t"  
 Vtu t x Ltw z t" 9798 x t  
 ux t t t"1/2 t z w-x - t ③  
 Vtu t x Ltw z t" 979747985

Table 2.3.1 shows the number of Civil Servants in Badung Regency in 2020-2021 dominated by 3 738 women and 3 466 men. In addition, government finances are displayed, in detail, namely the Realization of Government Revenue and Government Expenditure of Badung Regency in 2021 and the amount of taxes received by Badung Regency in 2020-2021.

**Gambar** 2.1  
**Figures**

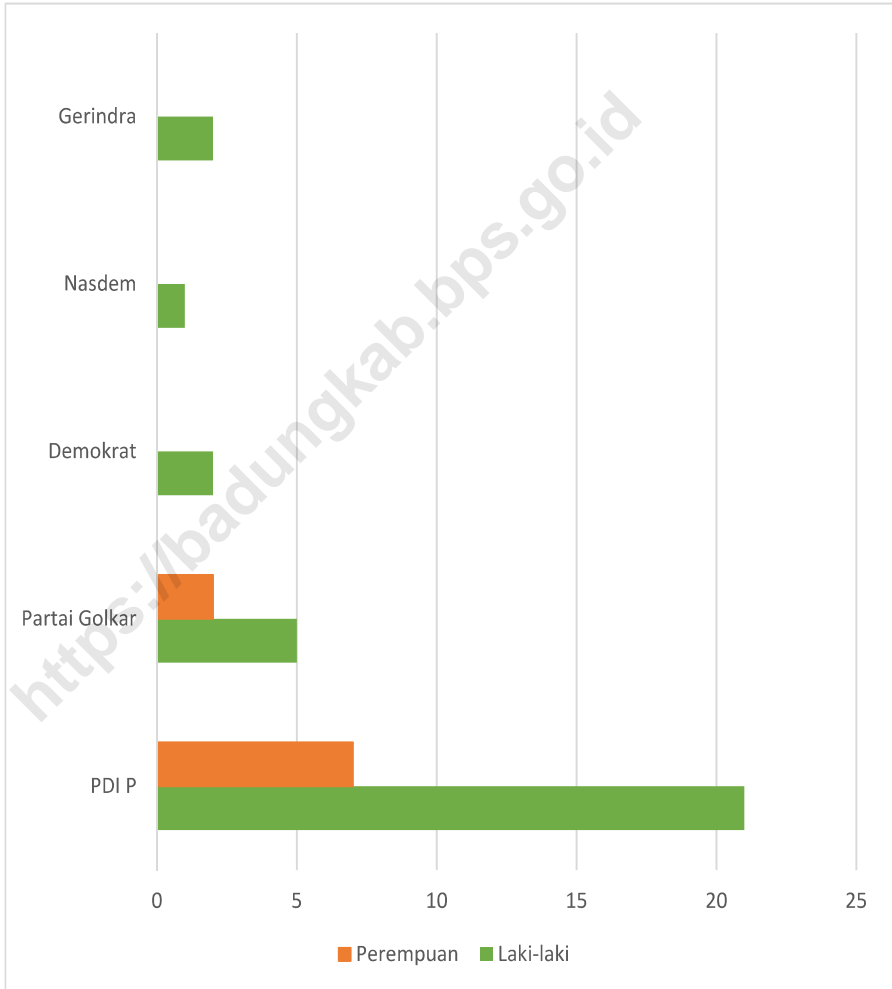
**Jumlah Desa/Kelurahan Menurut Kecamatan di Kabupaten Badung, 2017–2021**  
**Number of Villages<sup>1</sup>/Kelurahan by Subdistrict in Badung Regency/Municipality, 2017–2021**





**Gambar** 2.2  
**Figures**

**Jumlah Anggota Dewan Perwakilan Rakyat Daerah  
Menurut Partai Politik dan Jenis Kelamin di Kabupaten  
Badung, 2021**  
*Number of Regional House of Representatives's Members  
by Political Parties and Sex in Badung Regency 2021*





## 2.1 WILAYAH ADMINISTRATIF ADMINISTRATIVE AREA

**Tabel** 2.1.1 Jumlah Desa<sup>1</sup>/Kelurahan Menurut Kecamatan di Kabupaten Badung, 2017–2021  
**Table** 2.1.1 *Number of Villages<sup>1</sup>/Kelurahan by Subdistrict in Badung Regency/Municipality, 2017–2021*

Kecamatan Subdistrict	2017	2018	2019	2020	2021
(1)	(2)	(3)	(4)	(5)	(6)
Kuta Selatan	6	6	6	6	6
Kuta	5	5	5	5	5
Kuta Utara	6	6	6	6	6
Mengwi	20	20	20	20	20
Abiansemal	18	18	18	18	18
Petang	7	7	7	7	7
<b>Badung</b>	<b>62</b>	<b>62</b>	<b>62</b>	<b>62</b>	<b>62</b>

Catatan/Note: <sup>1</sup>Termasuk Unit Permukiman Transmigrasi (UPT)/Include Transmigration Settlement Unit  
Sumber/Source: Peraturan Kepala Badan Pusat Statistik Nomor 1 Tahun 2020 Tanggal 5 Februari 2020 tentang Perubahan Atas Peraturan Kepala Badan Pusat Statistik Nomor 3 Tahun 2019 tentang Kode dan Nama Wilayah Kerja Statistik Tahun 2019/Chief Statistician Regulation Number 1/2020, February 5 2020, as a revision of Chief Statistician Regulation Number 3 of 2019 on Code and Name of Regional Level of Data Collection.

**Tabel 2.1.2** Jumlah Desa, Kelurahan, Banjar, dan Lingkungan di Kabupaten Badung, 2021  
**Number of Administrative Units by Subdistricts in Badung Regency, 2021**

Kecamatan Subdistrict	Ibukota Kecamatan Subdistricts Capital	Desa/ Village		Unit di Bawah Desa / Sub Village	
		Desa	Kelurahan	Banjar Dinas	Lingkungan
(1)	(2)	(3)	(4)	(5)	(6)
Kuta Selatan	Jimbaran	3	3	27	36
Kuta	Kuta	0	5	0	26
Kuta Utara	Kerobokan	3	3	43	46
Mengwi	Mengwi	15	5	133	57
Abiansemal	Blahkiuh	18	0	125	0
Petang	Petang	7	0	51	0
<b>Jumlah/Total</b>		<b>46</b>	<b>16</b>	<b>379</b>	<b>165</b>

Sumber : Dinas Pemberdayaan Masyarakat dan Desa Kabupaten Badung.  
 Source : Department of Community and Village Empowerment of Badung Regency

**Tabel**  
**Table** 2.1.3

**Jumlah Desa Menurut Klasifikasi Perkembangan Desa dan Indeks Desa Membangun di Kabupaten Badung , 2021**  
**Number of Village Classification by Subdistricts in Badung Regency, 2021**

Kecamatan Subdistrict	Klasifikasi Perkembangan Desa Villages Classification				Indeks Desa Membangun			
	Swadaya	Swakarya	Swasembada	Sangat Tertinggal	Tertinggal	Berkembang	Maju	Mandiri
(1)	(2)	(3)	(4)	(5)	(6)	(7)	(8)	(9)
Kuta Selatan	-	-	3	-	-	-	-	3
Kuta	-	-	-	-	-	-	-	-
Kuta Utara	-	-	3	-	-	-	-	3
Mengwi	-	-	15	-	-	-	-	15
Abiansemal	-	-	18	-	-	-	-	18
Petang	-	-	7	-	-	-	-	7
<b>Jumlah/Total</b>	-	-	<b>46</b>	-	-	-	-	<b>46</b>

Sumber : Dinas Pemberdayaan Masyarakat dan Desa Kabupaten Badung.

Source : Department of Community and Village Empowerment of Badung Regency

## 2.2 DEWAN PERWAKILAN RAKYAT DAERAH REGIONAL HOUSE OF REPRESENTATIVE

**Tabel** 2.2.1 **Jumlah Anggota Dewan Perwakilan Rakyat Daerah Menurut Partai Politik dan Jenis Kelamin di Kabupaten Badung, 2021**  
*Number of Regional House of Representatives's Members by Political Parties and Sex in Badung Regency 2021*

<b>Fraksi</b> <i>Fraction</i>	<b>Laki-laki</b> <i>Male</i>	<b>Perempuan</b> <i>Female</i>	<b>Jumlah</b> <i>Total</i>
(1)	(2)	(3)	(4)
PDI P	21	7	28
Partai Golkar	5	2	7
Demokrat	2	-	2
Nasdem	1	-	1
Gerindra	2	-	2
<b>Jumlah/Total</b>	<b>31</b>	<b>9</b>	<b>40</b>

Sumber : Sekretariat DPRD Kabupaten Badung.

Source : Secretary of House of Representatives of Badung Regency

**2.2 DEWAN PERWAKILAN RAKYAT DAERAH  
REGIONAL HOUSE OF REPRESENTATIVE**

**Tabel 2.2.2 Jumlah Anggota Dewan Perwakilan Rakyat Daerah Menurut Fraksi dan Jabatan/Komisi di Kabupaten Badung, 2021**  
*Number of Regional House of Representatives's Members by Fraction and Position/Commission in Badung Regency 2021*

Fraksi Fraction	Ketua Chairman	Wakil Ketua Vice Chairman	Komisi A	Komisi B	Komisi C	Komisi D	Badan Kehormatan Agency Honors
(1)	(2)	(3)	(4)	(5)	(6)	(7)	(8)
PDI P	1	-	7	7	7	6	3
Partai Golkar	-	1	2	2	1	2	1
Badung Gede	-	1	-	1	1	1	1

Mt t t 6Z x D  
V --K x t zt -u-wt z Dbx x -t"t 3Vx x ut 3Vx x w w 1/2 3bx 6bx x t zt 3S 1/2 6  
bx wt z4 wt zt 3Vx xzt t t 3e t 3b 3-1/2  
V --K "t w@ z y DR x x 3a wx @ x 3b @ - 3Ty t - 3W 3O @ xx Kyt-3  
e v-t 3b 3-v  
V --L x t zt -u-wt z Dbt - -t t 3bx wt zt zt 3bx - w t 3bx t t 3bx -1/2 t 3  
bx x t 1/2 3bx 1/2xu t 3Vx" t t 3bx zt wtt bt zt 3Wz- 1/2V x t -3bx 1/2 "tt g 3  
Vxux -t 3bx" u zt 3W-z 1/2 zt S-w  
V --L "t w@ z y Df - 3f twx 3T w 3Kz -v @ x 3P- "x 3W- x v 1/2 b@ t - 3P x 3  
P wb v x x 3Wz- -v 3M x t - 3b u@v i 1/2 z 3f t t - 3et -t -  
V --M x t zt -u-wt z DVx t zt 3bx t "t 1/2 3dx -u -3bx ut 1/2 3bx t "tt Nt x t "3  
bx t "tt bt zt 3N t g t "t wt bx t t t Y wt @  
V --M "t w@ z y DP-t vx 3ft 3dx -u - 3Lt 1/2-z 3M t -x 3L -x t wT x x  
V --N x t zt -u-wt z Dbx w-w 1/2 3Vx x tzt 1/2 "tt 3Vx x wtt wt a@ "tzt 3Kzt t 3  
e t @ wt t 3Vx x "t t wt Vx @ t zt Lx x vt t 3bx t t i t -t wt ft -z t -5  
V --N "t w@ z y DDw vt - 3O @ x 3k "t we 3dx @ - 3M @ t 3S xt @ t w  
Pt @ b @ - z 3f x O @ x t wf t -z t - 5

Sumber : Sekretariat DPRD Kabupaten Badung.  
Source : Secretary of House of Representatives of Badung Regency

## 2.3 SUMBER DAYA MANUSIA HUMAN RESOURCES

**Tabel** 2.3.1 **Jumlah Pegawai Negeri Sipil Menurut Jabatan dan Jenis Kelamin Desember 2020 dan Desember 2021**  
**Table** 2.3.1 **Number of Civil Servants by Level and Sex December 2020 and December 2021**

Jabatan Occupation	2020		Jumlah Total
	Laki-laki Male	Perempuan Female	
(1)	(2)	(3)	(4)
<b>Fungsional Tertentu</b> <i>Specific Functional</i>	1 081	2 008	3 089
<b>Fungsional Umum</b> <i>Staf General Functional</i>	2 138	1 606	3 744
<b>Struktural/Structural</b>			
Eselon V/5th Echelon	7	5	12
Eselon IV/4th Echelon	345	244	589
Eselon III/3rd Echelon	119	43	601
Eselon II/2nd Echelon	29	3	32
Eselon I/1st Echelon	0	0	0
<b>Jumlah/Total</b>	<b>3 719</b>	<b>3 909</b>	<b>7 628</b>

berlanjut/continued..



W " t ftux@Continued Table 95 B

Jabatan Occupation	2021		Jumlah Total
	Laki-laki Male	Perempuan Female	
(1)	(5)	(6)	(7)
<b>Fungsional Tertentu</b> <i>Specific Functional</i>	1 035	2 031	3 066
<b>Fungsional Umum</b> <i>Staf General Functional</i>	1 915	1 392	3 307
<b>Struktural/Structural</b>			
Eselon V/5th Echelon	6	5	11
Eselon IV/4th Echelon	353	254	607
Eselon III/3rd Echelon	123	53	618
Eselon II/2nd Echelon	34	3	37
Eselon I/1st Echelon			
<b>Jumlah/Total</b>	<b>3 466</b>	<b>3 738</b>	<b>7 204</b>

Sumber : Badan Kepegawaian Daerah dan Sumber Daya Manusia Kabupaten Badung

Source : Government Official Administration and Human Resource of Badung Regency

**Tabel**  
**Table** 2.3.2

**Jumlah Pegawai Negeri Sipil Menurut Tingkat Pendidikan dan Jenis Kelamin Desember 2020 dan Desember 2021**  
**Number of Civil Servants by Educational Level and Sex December 2020 and December 2021**

Tingkat Pendidikan <i>Educational Level</i>	2020		
	Laki-laki <i>Male</i>	Perempuan <i>Female</i>	Jumlah <i>Total</i>
(1)	(2)	(3)	(4)
Sampai dengan SD <i>Up to Primary School</i>	46	14	60
SMP/Sederajat <i>General Vocational Junior High School</i>	115	32	147
SMA/Sederajat <i>General/Vocational Senior High School</i>	1 059	493	207
Diploma I, II/Akta I, II <i>Diploma I, II/Akta I, II</i>	64	70	134
Diploma III/Akta III/Sarjana Muda <i>Diploma III/Akta III/Bachelor</i>	138	584	722
Tingkat Sarjana/Doktor/Ph.D <i>University Graduates</i>	2 297	2 716	856
<b>Jumlah/Total</b>	<b>3 719</b>	<b>3 909</b>	<b>7 628</b>

berlanjut/continued...

W " t ftux@Continued Table 95 9

Tingkat Pendidikan <i>Educational Level</i>	2021		
	Laki-laki <i>Male</i>	Perempuan <i>Female</i>	Jumlah <i>Total</i>
(1)	(2)	(3)	(4)
Sampai dengan SD <i>Up to Primary School</i>	28	9	37
SMP/Sederajat <i>General Vocational Junior High School</i>	84	13	97
SMA/Sederajat <i>General/Vocational Senior High School</i>	1 002	460	1 462
Diploma I, II/Akta I, II <i>Diploma I, II/Akta I, II</i>	49	59	108
Diploma III/Akta III/Sarjana Muda <i>Diploma III/Akta III/Bachelor</i>	138	582	720
Tingkat Sarjana/Doktor/Ph.D <i>University Graduates</i>	2 165	2 615	4 780
<b>Jumlah/Total</b>	<b>3 466</b>	<b>3 738</b>	<b>7 204</b>

Sumber : Badan Kepegawaian Daerah dan Sumber Daya Manusia Kabupaten Badung  
 Source : Government Official Administration and Human Resource of Badung Regency

**Tabel**  
**Table** 2.3.3

**Jumlah Pegawai Negeri Sipil Menurut Tingkat  
Kepangkatan dan Jenis Kelamin Desember 2020 dan  
Desember 2021**  
*Number of Civil Servants by Hierarchy and Sex, 2020 and  
2021 December*

Pangkat/Golongan/Ruang Hierarchy	2020		
	Laki-laki Male	Perempuan Female	Jumlah Total
(1)	(2)	(3)	(4)
1. I/A (Juru Muda)	0	0	0
2. I/B (Juru Muda Tingkat I)	4	6	10
3. I/C (Juru)	16	3	10
4. I/D (Juru Tingkat I)	35	4	39
<b>Golongan I/Range I</b>			
5. II/A (Pengatur Muda)	130	50	180
6. II/B (Pengatur Muda Tingkat I)	135	36	171
7. II/C (Pengatur)	385	200	351
8. II/D (Pengatur Tingkat I)	395	197	592
<b>Golongan II/Range II</b>			
9. III/A (Penata Muda)	544	703	1247
10. III/B (Penata Muda Tingkat I)	395	501	896
11. III/C (Penata)	361	586	2143
12. III/D (Penata Tingkat I)	433	640	1073
<b>Golongan III/Range III</b>			
13. IV/A (Pembina)	453	428	881
14. IV/B (Pembina Tingkat I)	396	540	936
15. IV/C (Pembina Utama Muda)	32	15	1817
16. IV/D (Pembina Utama Madya)	5	0	5
17. IV/E (Pembina Utama)	0	0	0
<b>Golongan IV/Range IV</b>			
<b>Jumlah/Total</b>	<b>3719</b>	<b>3909</b>	<b>7628</b>

*berlanjut/continued...*

W " t ft ux ©Continued Table 95 5

Pangkat/Golongan/Ruang Hierarchy	2021		
	Laki-laki Male	Perempuan Female	Jumlah Total
(1)	(5)	(6)	(7)
1. I/A (Juru Muda)	0	0	0
2. I/B (Juru Muda Tingkat I)	3	5	8
3. I/C (Juru)	14	3	17
4. I/D (Juru Tingkat I)	27	3	30
<b>Golongan I/Range I</b>			
5. II/A (Pengatur Muda)	101	42	143
6. II/B (Pengatur Muda Tingkat I)	127	36	163
7. II/C (Pengatur)	247	147	394
8. II/D (Pengatur Tingkat I)	515	246	761
<b>Golongan II/Range II</b>			
9. III/A (Penata Muda)	528	675	1 203
10. III/B (Penata Muda Tingkat I)	235	361	596
11. III/C (Penata)	438	642	1 080
12. III/D (Penata Tingkat I)	425	671	1 096
<b>Golongan III/Range III</b>			
13. IV/A (Pembina)	377	369	746
14. IV/B (Pembina Tingkat I)	386	517	903
15. IV/C (Pembina Utama Muda)	39	21	60
16. IV/D (Pembina Utama Madya)	4	0	4
17. IV/E (Pembina Utama)	0	0	0
<b>Golongan IV/Range IV</b>			
<b>Jumlah/Total</b>	<b>3 466</b>	<b>3 738</b>	<b>7 204</b>

Sumber : Badan Kepegawaian Daerah dan Sumber Daya Manusia Kabupaten Badung  
 Source : Government Official Administration and Human Resource of Badung Regency

## 2.4 KEUANGAN PEMERINTAH GOVERNMENT FINANCE

**Tabel 2.4.1 Ringkasan Realisasi Anggaran Pendapatan dan Belanja Kabupaten Badung, 2021**  
*Summary of Budgeted Local Government Revenues Realization and Expenditure of Badung Regency, 2021*

Uraian Description	Besarnya (Rp) Amount
(1)	(2)
<b>Pendapatan Daerah</b>	<b>2 707 963 026 218,96</b>
<b>1. Pendapatan Asli Daerah (PAD)/Regional Revenue</b>	1 750 289 219 056,68
1.1 Pajak Daerah/Regional Tax	1 278 719 795 701,97
1.2 Retribusi Daerah/Regional Retribution	41 975 477 313,00
1.3 Hasil Perusahaan Milik Daerah dan Pengelolaan Kekayaan Daerah yang Dipisahkan/Regional-Owned Company Revenue and Separated Management of Regional Wealth	206 671 087 412,02
1.4 Lain-lain PAD yang Sah/Other Regional Revenue	222 922 858 629,69
<b>2. Pendapatan Transfer/Balance Funds</b>	866 887 036 895,25
2.1 Pendapatan Transfer Pemerintah Pusat/ Central Government Transfer Revenue	740 422 181 870,00
2.2 Pendapatan Transfer Antar Daerah/ Inter-Regional Transfer Revenue	126 464 855 025,25
<b>3. Lain-lain Pendapatan yang Sah/Other Revenue</b>	90 786 770 267,03
3.1 Pendapatan Hibah/Grant	97 975 001,00
3.2 Lain-lain Pendapatan Sesuai dengan Ketentuan Peraturan Perundang-Undangan/Other Income According to Regulatory Provisions Legislation	90 688 795 266,03

berlanjut/ continued...

W " t ft ux@Continued Table 95 B

Uraian Description	Besarnya (Rp) Amount
(1)	(2)
<b>Belanja Daerah/ Local Expenditure</b>	<b>2 810 506 163 379,20</b>
<b>1. Belanja Tidak Langsung/Indirect Expenditures</b>	<b>1 784 457 479 971,58</b>
1.1 Belanja Pegawai/Personnel Expenditures	1 100 336 057 327,00
1.2 Belanja Subsidi/Subsidies Expenditures	16 000 000,00
1.3 Belanja Hibah/Grant Expenditures	176 533 633 307,31
1.4 Belanja Bantuan Sosial/Social Aid Expenditures	0,00
1.5 Belanja Tidak Terduga/ Unexpected Expenditures	280 102 806 916,27
1.6 Belanja Bagi Hasil/Sharing Fund Expenditure	129 858 258 300,00
1.7 Belanja Bantuan Keuangan/Financial Aids Expenditures	97 610 724 121,00
<b>2. Belanja Langsung/Direct Expenditures</b>	<b>1 026 048 683 407,62</b>
2.1 Belanja Barang dan Jasa/Goods and Services Expenditures	892 547 228 915,17
2.2 Belanja Modal Peralatan dan Mesin/Goods and Services Expenditures	90 679 768 772,00
2.3 Belanja Modal Gedung dan Bangunan/Capital Expenditure	32 744 850 639,35
2.4 Belanja Modal Jalan, Jaringan, dan Irigasi/ Road, Network and Irrigation Capital Expenditure	9 527 441 061,40
2.5 Belanja Modal Aset Tetap Lainnya/ Other Fixed Assets Capital Expenditure	549 394 019,70
<b>Penerimaan Pembiayaan</b>	<b>308 167 875 451,64</b>
Sisa Lebih Perhitungan Anggaran Tahun Sebelumnya	308 161 208 783,64
Penerimaan Kembali Pemberian Pinjaman Daerah	6 666 668,00
<b>Pembiayaan Netto</b>	<b>308 167 875 451,64</b>
<b>Sisa Lebih Pembiayaan Anggaran Tahun</b>	<b>205 624 738 291,401</b>

Sumber/Source: Badan Pengelola Keuangan dan Aset Daerah Kabupaten Badung/ Regional Financial Governance Agency of Badung Regency

**Tabel**  
**Table** 2.4.2**Besarnya Pajak (rupiah) yang diterima Berdasarkan Sumber Pajak, 2020–2021**  
**The Amount of Tax (rupiah) Received is Based on Tax Source, 2020–2021**

Sumber Pajak Source of Tax	2020	2021
(1)	(2)	(3)
Hotel	670 803 265 683,85	258 041 477 940,62
Restoran	255 065 894 487,66	155 470 551 715,70
Hiburan	35 575 211 795,58	15 128 075 387,25
Reklame	888 400 639,09	752 235 350,64
Air Bawah Tanah	40 293 440 694,92	30 543 603 302,64
Mineral Bukan Logam dan Batuan	49 545 000,00	14 610 000,00
PBB	147 068 176 988,36	170 296 962 037,37
BPHTB	334 689 956 225,35	545 206 716 074,00
Parkir	12 242 978 980,25	8 046 343 065,75
Penerangan Jalan	117 079 252 250,00	95 167 507 647,00

Sumber/Source: Badan Pendapatan Daerah Kabupaten Badung/ Department Revenue of Badung Regency



**Tabel**  
**Table** 2.4.3

**Banyaknya Penerimaan Pajak Bumi dan Bangunan  
Menurut Sektor di Kabupaten Badung, 2021**  
*Number of Propert Tax Revenue by Sector in Badung  
Regency, 2021*

<b>Bulan</b> <b>Month</b>	<b>Jumlah (Rp.)</b> <b>Total</b>
(1)	(2)
Januari / <i>January</i>	3 867 844 282,51
Pebruari / <i>February</i>	2 897 880 871,84
Maret / <i>March</i>	3 394 335 981,34
April / <i>April</i>	4 650 704 698,67
Mei / <i>May</i>	4 717 632 738,67
Juni / <i>June</i>	7 449 909 410,67
Juli / <i>July</i>	8 304 868 715,67
Agustus / <i>August</i>	19 413 173 895,00
September / <i>September</i>	80 367 020 144,00
Oktober / <i>October</i>	10 150 437 097,00
Nopember / <i>November</i>	9 607 620 077,00
Desember / <i>December</i>	15 475 534 125,00
<b>Jumlah/Total</b>	<b>170 296 962 037,37</b>

Sumber/Source: Badan Pendapatan Daerah Kabupaten Badung/ *Department Revenue of Badung Regency*

**Tabel**  
**Table 2.4.4****Banyaknya Penerimaan Bea Perolehan Hak Atas Tanah dan Bangunan di Kabupaten Badung, 2021**  
**Value of Tax Acquisition of Land Rights and Buildings Revenue at Badung Regency, 2021**

<b>Bulan</b> <b>Month</b>	<b>Jumlah (Rp.)</b> <b>Total</b>
(1)	(2)
Januari / January	28 666 959 786,00
Pebruari / February	22 874 900 820,00
Maret / March	29 220 557 514,00
April / April	31 537 148 933,00
Mei / May	26 784 843 681,00
Juni / June	42 022 058 318,00
Juli / July	27 825 712 809,00
Agustus / August	39 778 710 938,00
September / September	135 368 983 330,00
Oktober / October	34 531 199 945,00
Nopember / November	43 776 233 975,00
Desember / December	82 819 406 025,00
<b>Jumlah/Total</b>	<b>545 206 716 074,00</b>

Sumber/Source: Badan Pendapatan Daerah Kabupaten Badung/ Department Revenue of Badung Regency

# 03

## PENDUDUK DAN KETENAGAKERJAAN POPULATION AND EMPLOYMENT

6,93 %

Tingkat Pengangguran Terbuka (TPT)  
Kabupaten Badung Tahun 2021 sebesar 6,93%

*Unemployment Rate of Badung Regency  
in 2021 is 6,93%*





**PENJELASAN TEKNIS**

**TECHNICAL NOTES**

85 e ux t t wt t 1.  
 1/2 x w w 1/2 t wt " x  
 x w w 1/2 t z w 1/2 t 1/2  
 x t x " t" x 1/2 5  
 ex x w w 1/2 x "  
 w 1/2 t 1/2 xut t 1/2 " "  
 1/2 x 1/2 Tw x t x w 1/2 3  
 t- t" 8C@83 8CA83 8CB73  
 8CC75 97773 97873 wt 97975  
 N- wt x x w w 1/2  
 x vtvt"t w 1/2 1/2 x "tw  
 x " x w w 1/2 t z  
 ux w - w- t" x - t  
 Tw x t x t 1/2 tzt  
 xzt t t - z 1/2 vt t z z t  
 1/2 w- t 1/2 xzt t t "tut  
 ux x t 1/2 t zt t 5 Yx wx  
 x z w t t wt x  
 w 1/2 1/2 wx zt t t vt t  
 t t t x zt x wx zt  
 x wx wt " zt x -  
 x 5 bx vt t t x w w 1/2  
 x zz t 1/2 1/2 x t  
 x wx vx3 t- 1/2 x w- t t  
 x w w 1/2 utt ux x t  
 - zzt Ltz- x w w 1/2 t z  
 ux x t - zzt x t wvtvt"  
 w- t t x 1/2 utt - zzt  
 xwt z 1/2 1/2 x w w 1/2 t z  
 -vt 1/2 ux x t - zzt x t  
 wvtvt" w-x t w- t t x 1/2  
 w-x 1/2 x zt x tw  
 t St - ex 5fx t 1/2  
 x w w 1/2 t z -vt 1/2 ux x t  
 - zzt x t tw " t - t3  
 t t 1/2 t ux ux wx t Tw x t3  
 x z" - xt" 6 t" t z3  
 t t t 1/2 x x v- xt - z3

1. The main source of population data is the population census which is carried out every ten years. Population censuses have been held six times since Indonesia's independence, namely in 8C@83 8CA838CB738CC759777397873and 9797. In the population census, enumerations were conducted on all residents residing in Indonesia's territorial territory including foreign nationals except members of the diplomatic corps friendly countries and their families. The data collection method in the census is done by interviewing the census officer with the respondent and also through census. Population registration uses the concept of usual residence, which is the concept where ordinary residents reside. For residents who reside remain enumerated where they used to live, while for residents who do not reside remain enumerated at the place where they were found by census officers on the eve of 'Census Day'. Including residents who do not reside permanently are homeless, the crew Indonesian flag, boat dwellers / floating houses, remote / isolated communities, and refugees. For those who have permanent residence and are traveling outside the area for more than six months, are not enumerated at their place of residence, but are enumerated at

wt x z z -5 Ltz- x x<sup>1/2</sup>  
 t z x t- x t -zzt<sup>⊙</sup>  
 x t wt xwt z ux x z t  
<sup>1/2</sup> x ⊙ t ⊕ t" ⊗ u" wt -x t  
 u ⊕ 3 -wt <sup>1/2</sup> w w t vt" w- x t  
 -zzt<sup>⊙</sup> t<sup>3</sup> x t - w w t vt" w-  
 x t " t t<sup>5</sup>g <sup>1/2</sup> t"  
 t z -wt <sup>1/2</sup> w ⊕ <sup>1/2</sup> t t <sup>1/2</sup> x  
 x w w <sup>1/3</sup> wt t <sup>1/2</sup> x x w w <sup>1/2</sup>  
 w- x ⊗" wt - " t ⊙ x<sup>1/2</sup>-  
 x w w <sup>1/5</sup> b x<sup>1/2</sup>- x w w <sup>1/2</sup>  
 x t <sup>1/2</sup> t x "- zt  
 ⊙ t" t z w-wt t <sup>1/2</sup> t wt  
 t - wt - <sup>1/2</sup> x 4  
<sup>1/2</sup> x x ut" t  
 x w w <sup>1/3</sup> t- <sup>1/2</sup> x ⊕" -t 3  
<sup>1/2</sup> x t t 3 wt z t -5 b x<sup>1/2</sup>-  
 x w w <sup>1/2</sup> T w x t 9787697: =  
 x z z t <sup>1/2</sup> wt t wt t  
 x w w <sup>1/2</sup> t ⊕ b 97875

95 bx w w <sup>1/2</sup> T w x t t wt ⊕"  
 x t t z t z ux w - ⊙  
 w- ⊕ t" x- t ⊙ T w x t  
 x ⊕ t @ u ⊕ t t ⊗ u" wt  
 t t x x <sup>1/2</sup> t z ux w - ⊙  
<sup>1/2</sup> t z wt - @ u ⊕ x t -  
 ux " t x x t 5

: 5 W" x u " t x w w <sup>1/2</sup>  
 t wt ⊕" t z <sup>1/2</sup> t z x " <sup>1/2</sup>  
 x x t x x t ut" t  
 x w w <sup>1/2</sup> wt ⊕ " t z <sup>1/2</sup> t <sup>1/2</sup>  
 x x 5

; 5 Vx t wt t x w w <sup>1/2</sup> t wt ⊕"  
 t - ut t <sup>1/2</sup> t x w w <sup>1/2</sup> x  
<sup>1/2</sup> ⊙ x x x x z -5

where the population census was not carried out, population data was obtained from the results of population projections. Population projection is a scientific calculation based on the assumptions of the components of population change, namely birth, death, and migration. Projection of Indonesian population in 2010/2035 0 using population base data from SP2010.

2. Indonesian population are all people who have been domiciled in the territory of Indonesia for 6 months or more and or those who have been domiciled for less than 6 months but aim to settle.
3. The population growth rate is a number that shows the percentage of population growth over a period of time.
4. Population density is the ratio of the number of inhabitants per square kilometer

**ULASAN**

**DESCRIPTION**

LKL 7: x t ④ x t z  
 bx w w ½ wt Vx x tzt ½ "tt 5  
 btwt zt ut : 5 x t ④  
 " ④ x w w ½ x ½ ④ ½  
 wt "x - ½ ④ - t" 97985  
 bx w w ½ ④ ½ ④ ½ x ut t ½ twt twt  
 ½ ④ ½ 9749; t" xut t ½  
 9: 589 t z3 xwt z ½ x w w ½  
 x x t x ut t ½ twt t ; =4  
 ; C t" xut t ½ 9: 5BB t z 5btwt  
 zt ut : 5 x " ½ ut t ½ t  
 x tzt ½ "t t - z w- Vtu t x  
 Ltw z t" 9787497985Nt -zt ut  
 x " ½ " ④" x tzt ½ "t  
 t - z twt t" 9798 x zt ④ -  
 x t wt - t" 9797 t-  
 xut t ½ B ⑧ t z twt t" 9797  
 x "tw-@-@ t z twt t" 97985

btwt u utu : 5 x t ④  
 wt t x zx t- ④" x w w ½ ④"  
 bx u "t bx w w ½ x t" 3  
 w- u - x x t x x w w ½  
 ½ twt t x w w ½ t - "x -  
 ½ ④ - x w w ½ wt twt u  
 utu : 5 x zx t- Vx x tzt ½ "tt  
 x t ④ uxux t t tux ④ x t z  
 " ④" x w w ½ t z ux ½ "t  
 x t x ½ "tt t t3  
 x x t x t z ½ t ½ "t x "tw  
 x w w ½ t ½ "t " - zzt t"  
 -- wt ½ xu "t " -w  
 -- x ½ "t ④" z w- Vtu t x  
 Ltw z5

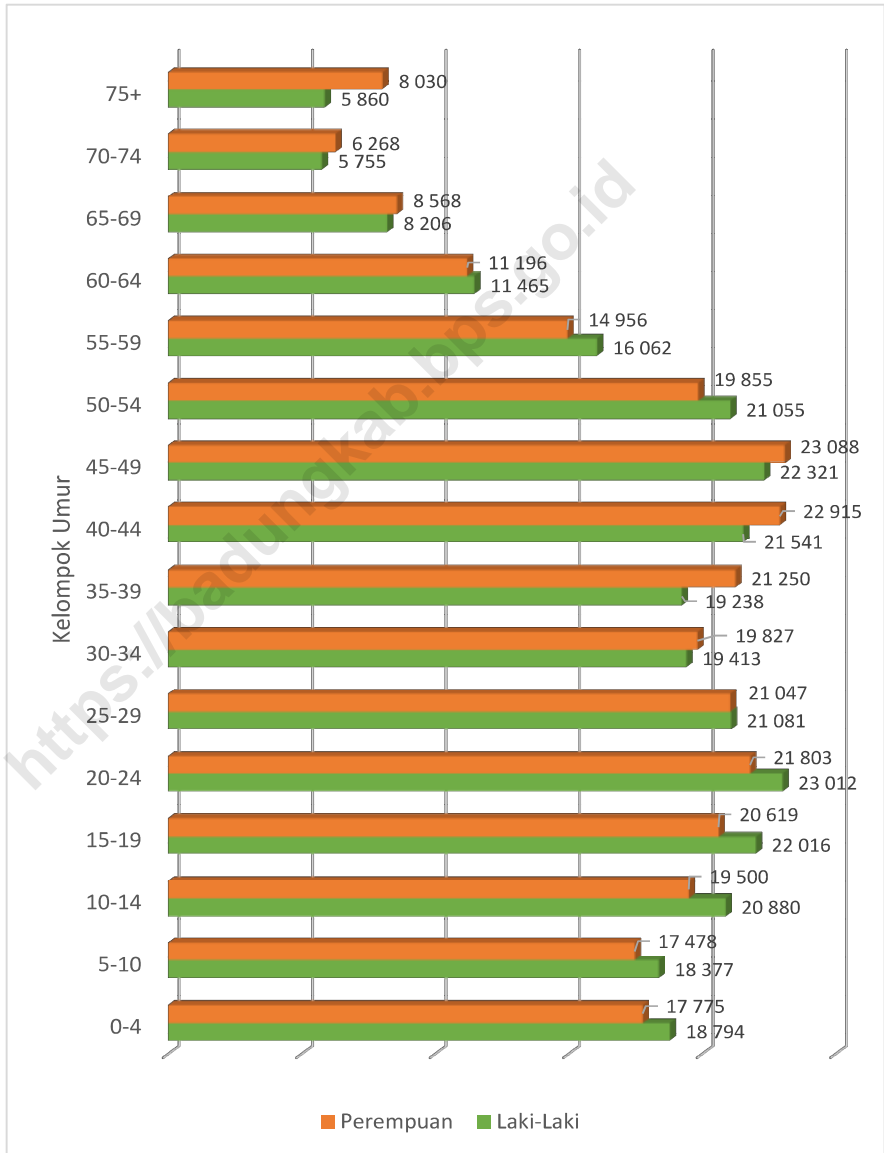
CHAPTER 03 presents about Population and Employment. Figure 3.1 shows the total population by age group and gender in 2021. The largest male population is in the 20-24 year age group as many as 23,012 people, while the highest female population at 45-49 years old is 23,088 people. Figure 3.2 shows the number of foreign workers in Badung Regency in 2010-2021. The figure shows that the number of foreign workers in 2021 has decreased from 2020, which was 861 people in 2020, to 656 people in 2021.

Sub-chapter 3.1 displays data on population rates, annual population growth rates, population percentage distribution, population density, population sex ratios, and sub-chapter 3.2 regarding Employment provides several tables on the number of working population according to main employment status, percentage of the population. working for the working age population up to the minimum wage and minimum living needs for single workers in Badung Regency.



**Gambar** 3.1  
**Figures**

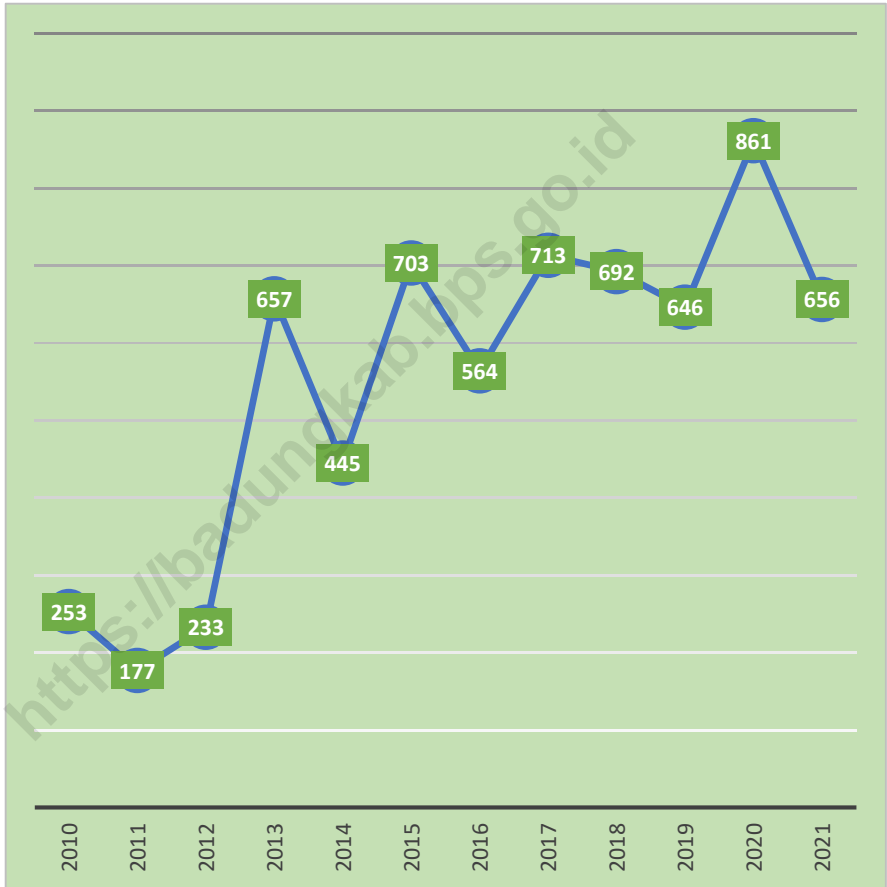
**Jumlah Penduduk Menurut Kelompok Umur dan Jenis Kelamin di Kabupaten Badung, 2021**  
*Population by Age Groups and Sex in Badung Regency, 2021*





**Gambar** 3.2  
**Figures**

**Banyaknya Tenaga Kerja Asing di Kabupaten Badung, 2010-2021**  
*Number of Foreign Labour in Badung Regency, 2010-2021*





**3.1 PENDUDUK  
POPULATION**

**Tabel 3.1.1 Penduduk, Laju Pertumbuhan Penduduk, Distribusi Persentase Penduduk, Kepadatan Penduduk, Rasio Jenis Kelamin Penduduk Menurut Kecamatan di Kabupaten Badung, 2020-2021**  
*Population, Population Growth Rate, Percentage Distribution of Population, Population Density, and Population Sex Ratio by Subdistrict in Badung Regency, 2020-2021*

Kecamatan Subdistrict	Penduduk (ribu jiwa) Population (thousand)		Laju Pertumbuhan Penduduk per Tahun Annual Population Growth Rate (%)	
	2020	2021	2020	2021
(1)	(2)	(3)	(4)	(5)
Kuta Selatan	131 139	131378	1,20	0,24
Kuta	59 160	59274	-3,61	0,26
Kuta Utara	95 189	95381	-0,83	0,27
Mengwi	132 786	133068	0,76	0,28
Abiansemal	98 904	99084	1,12	0,24
Petang	31 013	31066	1,63	0,23
<b>Badung</b>	<b>548 191</b>	<b>549251</b>	<b>0,09</b>	<b>0,26</b>

*berlanjut/ continued...*

W " t ftux©Continued Table: 55

Kecamatan Subdistrict	Persentase Penduduk Percentage of Total Population		Kepadatan Penduduk per km <sup>2</sup> Population Density per sq.km		Rasio Jenis Kelamin Population Sex Ratio	
	2020	2021	2020	2021	2020	2021
(1)	(6)	(7)	(8)	(9)	(10)	(11)
Kuta Selatan	23,92	23,92	1296,74	1 299,10	102,45	102,42
Kuta	10,79	10,79	3376,71	3 383,22	102,06	102,03
Kuta Utara	17,36	17,37	2811,25	2 816,92	99,19	99,17
Mengwi	24,22	24,23	1619,34	1 622,78	99,62	99,61
Abiansemal	18,04	18,04	1433,18	1 435,79	98,32	98,28
Petang	5,66	5,66	269,68	270,14	101,64	101,67
<b>Badung</b>	<b>100,00</b>	<b>100,00</b>	<b>1309,83</b>	<b>1 312,37</b>	<b>100,35</b>	<b>100,33</b>

Catatan/Note: ----

Sumber/Source: BPS, SP2020

**Tabel 3.1.2**  
**Table**

**Jumlah Penduduk Menurut Kelompok Umur dan Jenis Kelamin di Kabupaten Badung, 2021**  
**Population by Age Groups and Sex in Badung Regency, 2021**

Kelompok Umur <i>Age Groups</i>	Jenis Kelamin <i>Sex</i>		Jumlah/ <i>Total</i>
	Laki-Laki (ribu jiwa)/ <i>Male (thousand)</i>	Perempuan (ribu jiwa)/ <i>Female (thousand)</i>	
(1)	(2)	(3)	(4)
0-4	18 794	17 775	36 569
5-9	18 377	17 478	35 855
10-14	20 880	19 500	40 380
15-19	22 016	20 619	42 635
20-24	23 012	21 803	44 815
25-29	21 081	21 047	42 128
30-34	19 413	19 827	39 240
35-39	19 238	21 250	40 488
40-44	21 541	22 915	44 456
45-49	22 321	23 088	45 409
50-54	21 055	19 855	40 910
55-59	16 062	14 956	31 018
60-64	11 465	11 196	22 661
65-69	8 206	8 568	16 774
70-74	5 755	6 268	12 023
75+	5 860	8 030	13 890
<b>Jumlah/ Total</b>	<b>275 076</b>	<b>274 175</b>	<b>549 251</b>

Catatan/Note: ---  
Sumber/Source: BPS, Proyeksi Penduduk

### 3.2 KETENAGAKERJAAN EMPLOYMENT

**Tabel 3.2.1** Jumlah Penduduk Berumur 15 Tahun Keatas Menurut Jenis Kegiatan Selama Seminggu yang Lalu dan Jenis Kelamin di Kabupaten Badung, 2021  
*Population Aged 15 Years and Over by Type of Activity During The Previous Week and Sex in Badung Regency/ Municipality, 2021*

Kegiatan Utama <i>Main Activity</i>	Jenis Kelamin/Sex		
	Laki-Laki <i>Male</i>	Perempuan <i>Female</i>	Jumlah <i>Total</i>
(1)	(2)	(3)	(4)
<b>Angkatan Kerja</b> <i>Economically Active</i>	220 492	184 172	404 664
Bekerja/ <i>Working</i>	202 040	174 597	376 637
Pengangguran Terbuka <i>Unemployment</i>	18 452	9 575	28 027
<b>Bukan Angkatan Kerja</b> <i>Economically Inactive</i>	63 453	89 855	153 308
Tingkat Partisipasi Angkatan Kerja (%) <i>Labor Force Participation Rate (%)</i>	77,65	67,21	72,52
Tingkat Pengangguran Terbuka (%) <i>Unemployment Rate (%)</i>	8,37	5,20	6,93
<b>Jumlah/Total</b>	<b>283 945</b>	<b>274 027</b>	<b>557 972</b>

Catatan/Note:

Sumber/Source: BPS, Survei Angkatan Kerja Nasional (Sakernas) Agustus/BPS/Statistics Indonesia, August National Labor Force Survey

**Tabel** 3.2.2  
**Table**

**Penduduk 15 Tahun ke Atas Menurut Pendidikan Tertinggi yang Ditamatkan dan Jenis Kegiatan Selama Seminggu yang Lalu di Kabupaten Badung, 2021**  
*Population 15 Years of Age and Over by Educational Attainment and Type of Activity During the Previous Week in Badung Regency, 2021*

Pendidikan Tertinggi yang Ditamatkan <sup>1</sup> <i>Educational Attainment<sup>1</sup></i>	Angkatan Kerja/ <i>Economically Active</i>			Persentase Bekerja terhadap Angkatan Kerja <i>Percentage of Working to Economically Active</i>
	Bekerja <i>Working</i>	Pengangguran <sup>2</sup> <i>Unemployment<sup>2</sup></i>	Jumlah Angkatan Kerja <i>Total of Economically Active</i>	
(1)	(2)	(3)	(4)	(5)
0	67 322	3 075	70 397	95,63
1	54 074	4 157	58 231	92,86
2	164 094	14 777	178 871	91,74
3	91 147	6 018	97 165	93,81

*berlanjut/continued...*

W " t ftux©Continued Table: 99

Pendidikan Tertinggi yang Ditamatkan <sup>1</sup> Educational Attainment <sup>1</sup>	Bukan Angkatan Kerja Not Economically Active	Jumlah Total	Persentase Angkatan Kerja terhadap Penduduk Usia Kerja Percentage of Economically Active to Working Age Population
(1)	(6)	(7)	(8)
0	38 019	108 416	64,93
1	33 090	91 321	63,77
2	61 434	240 305	74,43
3	20 765	117 930	82,39

Catatan/Note: <sup>1</sup> 0. ≤ Sekolah Dasar (SD)/≤ Primary School  
 1. Sekolah Menengah Pertama/Junior High School  
 2. Sekolah Menengah Atas/Senior High School  
 3. Perguruan Tinggi/Collage  
<sup>2</sup> 1. Mencari pekerjaan/Looking for work  
 2. Mempersiapkan usaha/Establishing a new business/firm  
 3. Merasa tidak mungkin mendapat pekerjaan/Hopeless of job  
 4. Sudah punya pekerjaan tetapi belum mulai bekerja/Have a job in future start

Sumber/Source: BPS, Survei Angkatan Kerja Nasional (Sakernas) Agustus/BPS0Statistics Indonesia, August National Labor Force Survey



**Tabel** 3.2.3  
**Table**

**Penduduk Berumur 15 Tahun Ke Atas yang Bekerja Selama Seminggu yang Lalu Menurut Status Pekerjaan Utama dan Jenis Kelamin di Kabupaten Badung, 2021**  
*Population 15 Years of Age and Over who Worked During The Previous Week by Main Employment Status and Sex in Badung Regency, 2021*

<b>Status Pekerjaan Utama</b> <i>Main Employment Status</i>	<b>Laki-Laki</b> <i>Male</i>	<b>Perempuan</b> <i>Female</i>	<b>Jumlah</b> <i>Total</i>
(1)	(2)	(3)	(4)
Berusaha sendiri <i>Own account worker</i>	31 050	28 983	60 033
Berusaha dibantu buruh tidak tetap/buruh tidak dibayar <i>Employer assisted by temporary worker/unpaid worker</i>	26 482	26 934	53 416
Berusaha dibantu buruh tetap/buruh dibayar <i>Employer assisted by permanent worker/paid worker</i>	10 480	3 216	13 696
Buruh/Karyawan/Pegawai/ <i>Employee</i>	100 569	75 859	176 428
Pekerja bebas <i>Casual worker</i>	11 744	4 743	16 487
Pekerja bebas di pertanian <i>Casual worker at agriculture</i>	398	700	1 098
Pekerja bebas di non pertanian <i>Casual worker at non agriculture</i>	11 346	4 043	15 389
Pekerja keluarga/tak dibayar <i>Family worker/unpaid worker</i>	21 715	34 862	56 577
<b>Jumlah/Total</b>	<b>202 040</b>	<b>174 597</b>	<b>376 637</b>

Catatan/Note: ...

Sumber/Source: BPS, Survei Angkatan Kerja Nasional (Sakernas) Agustus/BPSOStatistics Indonesia, August National Labor Force Survey

**Tabel**  
**Table** 3.2.4

**Penduduk 15 Tahun ke Atas yang Bekerja Seminggu  
yang Lalu Menurut Lapangan Usaha dan Jenis Kelamin di  
Kabupaten Badung Tahun 2021**  
*Number of Population Aged 15 Years and Over Who Worked  
During Previous Week by Industrial Origin and Sex in  
Badung Regency 2021*

Lapangan Usaha <i>Industrial Origin</i>	Laki-Laki <i>Male</i>	Perempuan <i>Female</i>	Jumlah <i>Total</i>
(1)	(2)	(3)	(4)
Pertanian, Kehutanan dan Perikanan; Pertambangan dan Penggalian	23 024	11 189	34 213
Industri Pengolahan	22 183	40 998	63 181
Pengadaan Listrik dan Gas; Pengadaan Air, Pengelolaan Sampah Limbah dan Daur Ulang	725	-	725
Konstruksi	21 405	1 965	23 370
Perdagangan Besar & Eceran; Reparasi Mobil & Sepeda Motor	51 389	47 133	98 522
Transportasi dan Pergudangan	7 448	1 714	9 162
Penyediaan Akomodasi & Makan Minum	27 873	30 956	58 829
Informasi dan Komunikasi	2 277	453	2 730
Jasa Keuangan dan Asuransi	3 608	5 326	8 934
Real Estate	487	439	926
Jasa Perusahaan	4 208	2 994	7 202
Administrasi Pemerintahan, Pertahanan dan Jaminan Sosial Wajib	17 434	5 044	22 478
Jasa Pendidikan	7 142	12 371	19 513
Jasa Kesehatan dan Kegiatan Sosial	1 906	4 007	5 913
Jasa Lainnya	10 931	10 008	20 939
<b>Jumlah/Total</b>	<b>202 040</b>	<b>174 597</b>	<b>376 637</b>

Catatan/Note: ...

Sumber/Source: BPS, Survei Angkatan Kerja Nasional (Sakernas) Agustus/BPS/Statistics Indonesia, August National Labor Force Survey

**Tabel 3.2.5**  
**Table**

**Banyaknya Pencari Kerja per Bulan di Kabupaten Badung Utama dan Jenis Kelamin di Kabupaten Badung, 2021**  
**Monthly Number of Job Applicants in Badung Regency, 2021**

Bulan Month	Belum ditempatkan Pada Bulan Lalu Not Yet Placed Last Month		Pendaftaran bulan ini Registered This Month		Ditempatkan bulan ini Placed This Month		Penghapusan Bulan Ini Erased This Month		Belum Ditempatkan Pada Akhir Bulan Ini Not Yet Placed Until End of The Month	
	Laki-laki Male	Perempuan Female	Laki-laki Male	Perempuan Female	Laki-laki Male	Perempuan Female	Laki-laki Male	Perempuan Female	Laki-laki Male	Perempuan Female
(1)	(2)	(3)	(4)	(5)	(6)	(7)	(8)	(9)	(10)	(11)
Januari	171	222	12	19	17	4	0	0	166	237
Februari	166	237	29	11	15	3	0	0	180	245
Maret	180	245	26	20	15	12	0	0	191	253
April	191	253	40	27	20	11	0	0	211	269
Mei	211	269	27	24	14	11	0	0	224	282
Juni	224	282	44	40	36	30	0	0	232	292
Juli	232	292	23	10	24	5	0	0	231	297
Agustus	231	297	27	22	11	9	0	0	247	310
September	247	310	53	36	15	15	0	0	285	331
Oktober	285	331	36	21	20	18	0	0	301	334
November	301	334	27	37	18	11	0	0	310	360
Desember	310	360	36	35	18	20	0	0	328	375
<b>Jumlah/Total</b>	<b>2 749</b>	<b>3 432</b>	<b>380</b>	<b>302</b>	<b>223</b>	<b>149</b>	<b>0</b>	<b>0</b>	<b>2 906</b>	<b>3 585</b>

Catatan/Note: ...

Sumber/Source: Dinas Perindustrian dan Tenaga kerja Kabupaten Badung/ Agency of Industry and Employment of Badung Regency

Tabel  
Table 3.2.6

**Upah Minimum Kabupaten dan Kebutuhan Hidup Minimum Pekerja Lajang di Kabupaten Badung, 2010-2021**  
**Minimum Wages and Minimum Subsistence Needs of Single Workers in Badung Regency, 2010-2021**

Tahun	Year	Upah Minimum Minimum Wages	Kebutuhan Hidup Minimum Minimum Subsistence
(1)	(2)	(3)	(3)
	2010	1 110 000	1 241 533
	2011	1 221 000	1 274 065
	2012	1 290 000	1 360 797
	2013	1 401 000	1 564 474
	2014	1 728 000	1 729 117
	2015	1 905 000	1 848 746
	2016	2 124 075	0
	2017	2 299 311	0
	2018	2 499 580	0
	2019	2 700 297	0
	2020	2 930 093	0
	2021	2 961 000	0

Catatan/Note: ...

Sumber/Source: Dinas Perindustrian dan Tenaga kerja Kabupaten Badung/ Agency of Industry and Employment of Badung Regency

**Tabel 3.2.7**  
**Table**

**Banyaknya Pencari Kerja yang Terdaftar Menurut Jenis Kelamin, Tingkat Pendidikan di Kabupaten Badung, 2021**  
**Number of Registered Job Applicants by Sex and Education Level in Badung Regency, 2021**

<b>Tingkat Pendidikan</b> <i>Education Level</i>	<b>Laki-Laki</b> <i>Male</i>	<b>Perempuan</b> <i>Female</i>	<b>Jumlah</b> <i>Total</i>
(1)	(2)	(3)	(4)
Tidak Tamat SD / <i>Not Yet Completed Primary School</i>	0	0	0
SD / <i>Primary School</i>	6	7	13
SLTP / <i>Junior Highr School</i>	21	23	44
SLTA / <i>Senior High School</i>	155	139	294
Diploma I, II / <i>Diploma I, II</i>	110	67	177
Diploma III / <i>Diploma III</i>	43	36	79
Sarjana (S1) / <i>Graduate</i>	43	29	72
Pasca Sarjana (S2) / <i>Post Graduated</i>	2	1	3
<b>Jumlah/Total</b>	<b>380</b>	<b>302</b>	<b>682</b>

Catatan/Note: ...

Sumber/Source: Dinas Perindustrian dan Tenaga kerja Kabupaten Badung/ Agency of Industry and Employment of Badung Regency

**Tabel 3.2.8** Banyaknya Tenaga Kerja Asing Pendetang Menurut Jenis Kelamin di Kabupaten Badung, 2010-2021  
**Table 3.2.8** Number of Foreign Labour by Sex in Badung Regency, 2010-2021

Tingkat Pendidikan Education Level	Laki-Laki Male	Perempuan Female	Jumlah Total
(1)	(2)	(3)	(4)
2010	185	68	253
2011	112	65	177
2012	142	91	233
2013	420	237	657
2014	281	164	445
2015	445	258	703
2016	351	213	564
2017	453	260	713
2018	457	235	692
2019	399	266	646
2020	530	331	861
2021	...	...	656

Catatan/Note: ...

Sumber/Source: Dinas Perindustrian dan Tenaga kerja Kabupaten Badung/ Agency of Industry and Employment of Badung Regency

04

**SOSIAL DAN KESEJAHTERAAN RAKYAT**  
**SOCIAL AND WELFARE**

56.678  
2020/2021

55.633  
2021/2022



Jumlah Murid SD pada Tahun Ajaran 2021/2022  
Mengalami Penurunan dibandingkan Tahun  
Ajaran 2020/2021

*Number of elementary school students  
on education year 2021/2022 decreased  
compared to previous education year*







**PENJELASAN TEKNIS**

**TECHNICAL NOTES**

- 85 f-wt 1/2 6 ux© x t" x1/2 ©" 1. Not/never attending school is someone who has never attended or never been registered in a formal education such as primary, secondary, and tertiary education. Those who just completed kindergarten are considered as never attended school.
- 95 Yt " ux x1/2 ©" twt ©" 2. Attending School is someone who is currently attending primary, secondary, or tertiary education, including package A, Package B, or Package C. College student who postpones his/her study is considered as attending school.
- : 5 f-wt 1/2 ux x1/2 ©" ©z- twt ©" 3. Not attending school anymore is someone who had enrolled and participated in formal and non formal education in the past including package A, package B, or package C, but currently does not attend school.
- ; 5 ft t x1/2 ©" twt ©" 4. Completed particular level of education is someone who has completed particular level of education in private or public school and accepting graduation certificate. Someone who has never attended the highest grade but passed the final exam is considered as completed particular level of education.
- =5 Nt t x utvt wt x © 5. Able to read and write means to be able to read silently and can pass

t wt t x@ t - "t t 1/2 -  
 t 1/2 w 1/2 xz 1/2 x @ 1/2  
 "x "t z x w w 1/2 t z t t  
 w x z t t z t z x z 1/2 -  
 wt x t t 1/2 xvt t x "  
 "x "t z x w w 1/2 x xu 5  
 /g wt z 4g wt z Z 97 ft"  
 978: 0

@5 bx w w 1/2 y t@ x w - wt - 6.  
 x w w 1/2 wt t 3 x w w 1/2  
 x x z t" wt x w w 1/2 - z z 5

A5 Uk - - - - x w w 1/2 x w - 7.  
 wt - x 1/2 @" 3 x 1/2 @"  
 1/2" t 6 1/2 -3 x 1/2 @"  
 t 1/2 w x 1/2 x 1/2 @" 1/2 x t z t t 5  
 bx w w 1/2 Nt t x w - wt -  
 ex 1/2 @" Nt t wt ex 1/2 @"  
 Nt t T@ t t t z x w t t "t 5  
 ex 1/2 @" Y x x z t" x w - wt -  
 eY g 3 t w t t" K t @ t " 3 ex 1/2 @"  
 Y x x z t" V x" t 5 bx w w 1/2  
 f - z z - x w - wt - w - @ t 3 e 8 3  
 t x 3 x t @ wt w 1/2 5  
 ex 1/2 @" f - z z - wt t ux t  
 K 1/2 w x - 3 @ x 1/2 1/2 - - t t  
 - x - t 5

final exam, can be categorized to have the same education level as people who join and pass that education level fully (Law No 20 of 2013 about the national education system).

6. The formal education level consists of primary education secondary education, and high education.

7. The kind of education that taught consists of general education, vocational, academic, professional, religious, and specific education. The primary education consists of elementary school and Islamic elementary school or other equivalent forms and junior high school and MTS, or other equivalent forms. The secondary education consists of the senior high school, MA, vocational school, and vocational Madrasah Aliyah, or other equivalent forms. The high educational consists of the education level after the secondary education that consists of diplomas, bachelor, master, specialist and doctoral degrees that are held by the college. The college can be academy, polytechnic, high school, institute, or university.

**ULASAN**

**DESCRIPTION**

LKL 7; x t z e t© wt  
 Vx x"t" x tt dt½t 5Lt t½x x  
 t z x wt t twt utz-t -3 x x -  
 bx w-w½ 3 Vx x"tt 3 Kzt t wt  
 e t©W- t x t Vx -½-t 5Nt t  
 t z x x t twt utu -- x vt½  
 uxux t t x x 3 v " t twt  
 tux© x zx t- x w-w½ t z  
 x w-- wt -ut t½ t x½ ©" 3 z  
 wt -w w- Vtu t x Ltw z3  
 x t tux© x zx t- tzt t  
 wt t© ©- t x x - " ©"  
 x zt tzt t3½- -t©t 3" ©"  
 x z " z x t½t wt  
 ©- t5

CHAPTER 04 is about Social and Welfare. There are many elements in this section, such as Education, Health, Religion and Other Social Affairs and Poverty. The data listed in this chapter includes several elements, for example in the table on education which consists of the number of schools, teachers and students in Badung Regency, as well as tables on religion and other social matters such as the number of religious adherents, crime, the number of library visitors and others.

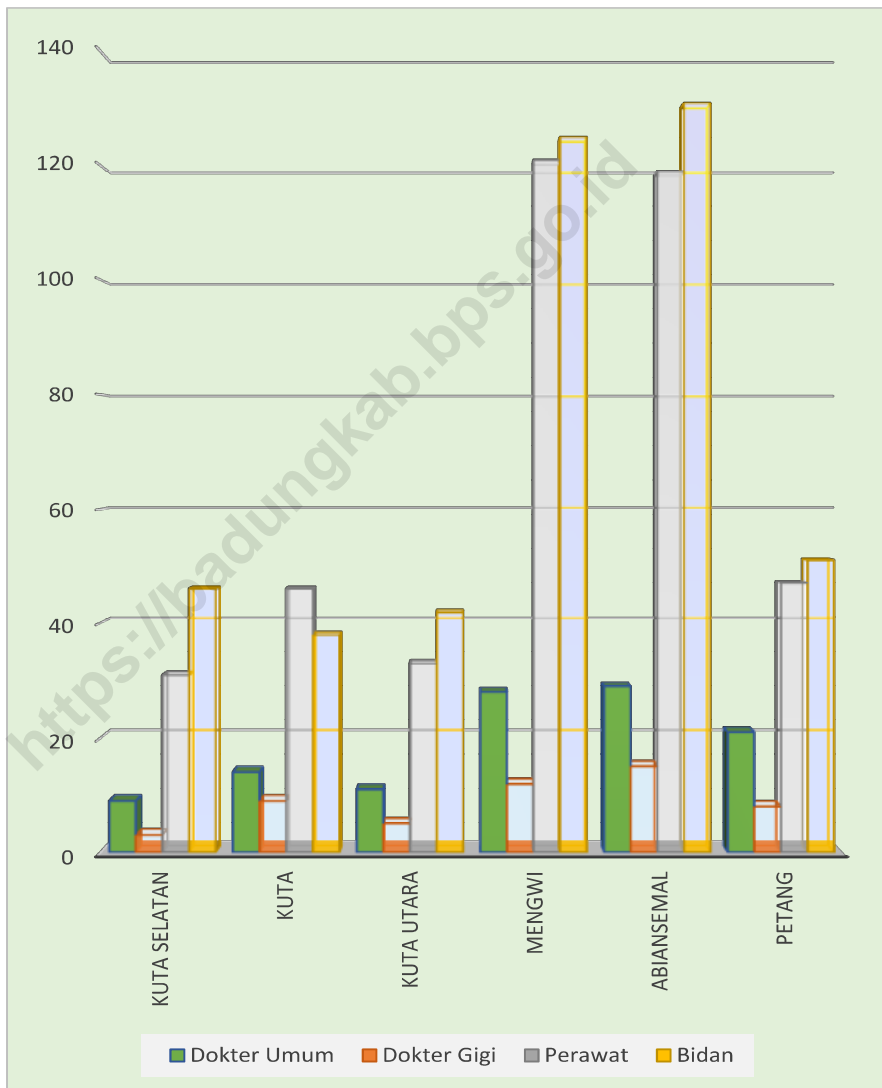
btwt zt ut ; w-t -t½ z ty½  
 t z x " ½½ " ©" x tzt  
 ½x x"tt x ½xvt tt w-  
 Vtu t x Ltw z twt t" 9798.  
 U ©" u-wt x ut t½ x wt t w-  
 Vxvt tt Ku-t x t©t- xut t½  
 8:8 u-wt wt Vxvt tt Yx z -  
 xut t½ 89= u-wt 5 btwt zt ut  
 ; 9 x " ½½ " ©" t t t  
 ½x x"tt w-Vtu t x Ltw z t"  
 979797985 exvt t -wt ½ twt  
 x ut"t " ©" t t t ½x x"tt  
 x© t t" 979797985

Figure 4.1 shows a graph showing the number of health workers by sub-district in Badung Regency in 2021. The highest number of midwives is in Abiansema District, namely 131 midwives and Mengwi District as many as 125 midwives. Figure 4.2 shows the number of health facilities in Badung Regency in 2020-2021. In general, there is no change in the number of health facilities during 2020-2021.



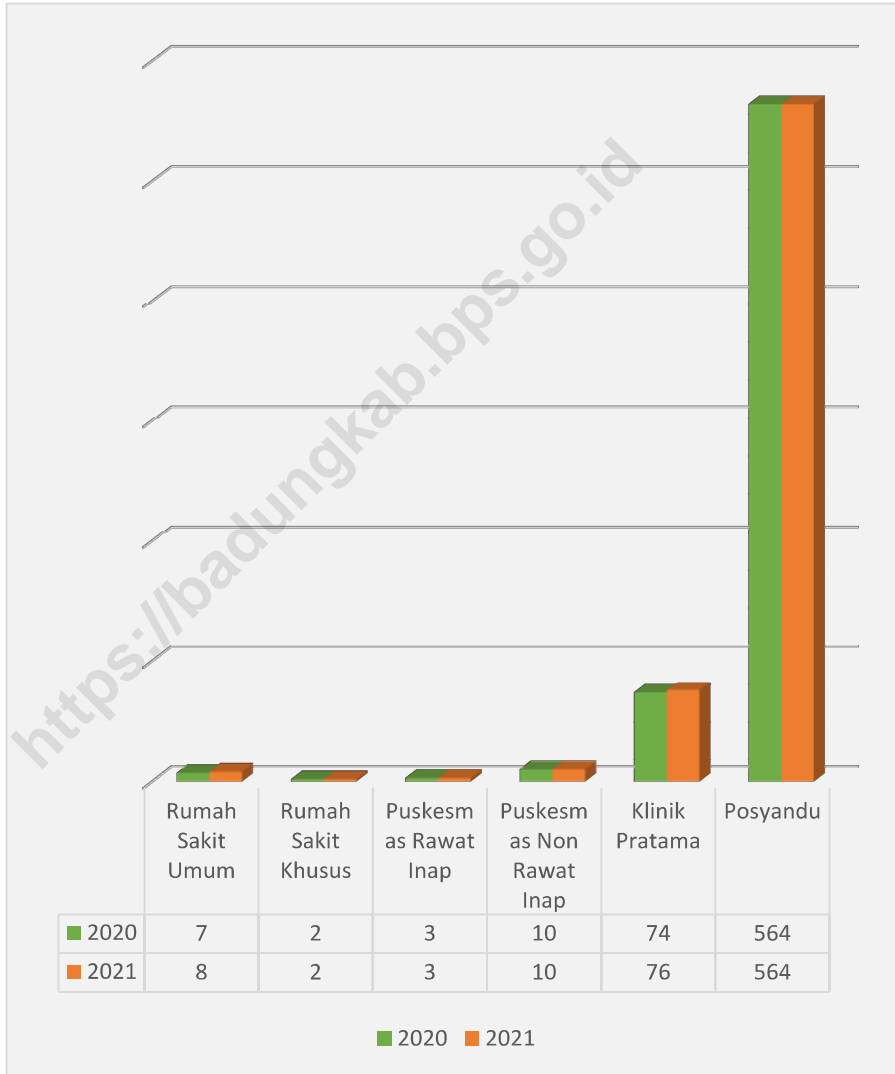
**Gambar** 4.1  
**Figures**

**Jumlah Tenaga Kesehatan Menurut Kecamatan di Kabupaten Badung, 2021**  
**Number of Medical Personnel by Subdistrict in Badung Regency, 2021**



**Gambar 4.2**  
**Figures**

**Jumlah Sarana Kesehatan di Kabupaten Badung, 2020–2021**  
**Number of Health Facilities in Badung Regency, 2020-2021**





#### 4.1 PENDIDIKAN EDUCATION

**Tabel 4.1.1** Jumlah Sekolah, Guru, dan Murid Taman Kanak-Kanak (TK) di Bawah Kementerian Pendidikan dan Kebudayaan Menurut Kecamatan di Kabupaten Badung, 2020/2021 dan 2021/2022  
*Number of Schools, Teachers, and Students in Kindergarten Under The Ministry of Education and Culture by Subdistrict in Badung Regency, 2020/2021 and 2021/2022*

Kecamatan Subdistrict	Sekolah/Schools					
	Negeri/Public		Swasta/Private		Jumlah/Total	
	2020/2021	2021/2022	2020/2021	2021/2022	2020/2021	2021/2022
(1)	(2)	(3)	(4)	(5)	(6)	(7)
Kuta Selatan	1	1	59	39	60	40
Kuta	1	1	24	24	25	25
Kuta Utara	1	1	53	59	54	60
Mengwi	1	1	45	53	46	54
Abiansemal	1	1	39	45	40	46
Petang	0	0	12	12	12	12
<b>Badung</b>	<b>5</b>	<b>5</b>	<b>232</b>	<b>232</b>	<b>237</b>	<b>237</b>

berlanjut/ continued...

W " t ftux©Continued Table; 55

Kecamatan Subdistrict	Guru /Teachers					
	Negeri/Public		Swasta/Private		Jumlah/Total	
	2020/2021	2021/2022	2020/2021	2021/2022	2020/2021	2021/2022
(1)	(8)	(9)	(10)	(11)	(12)	(13)
Kuta Selatan	15	15	272	272	287	287
Kuta	6	6	130	130	136	136
Kuta Utara	17	17	266	266	283	283
Mengwi	42	42	151	151	193	193
Abiansemal	27	27	126	126	153	153
Petang	8	8	25	25	33	33
<b>Badung</b>	<b>115</b>	<b>115</b>	<b>970</b>	<b>970</b>	<b>1 085</b>	<b>1 085</b>

berlanjut/ continued..



W " t ftux@Continued Table; 55

Kecamatan Subdistrict	Murid/Students					
	Negeri/Public		Swasta/Private		Jumlah/Total	
	2020/2021	2021/2022	2020/2021	2021/2022	2020/2021	2021/2022
(1)	(14)	(15)	(16)	(17)	(18)	(19)
Kuta Selatan	59	24	2 412	997	2 471	1 021
Kuta	102	46	1 346	543	1 448	589
Kuta Utara	72	25	2 672	1 211	2 744	1 236
Mengwi	134	59	2 097	956	2 231	1 015
Abiansemal	156	86	1 488	625	1 644	711
Petang			357	152	357	152
<b>Badung</b>	<b>523</b>	<b>240</b>	<b>10 372</b>	<b>4 484</b>	<b>10 895</b>	<b>4 724</b>

Catatan/Note:

Sumber/Source: Dinas Pendidikan, Kepemudaan dan Olahraga Kabupaten Badung/ Government Agency of Education, Youth and Sport of Badung Regency

**Tabel** 4.1.2 **Jumlah Sekolah, Guru, dan Murid Raudatul Athfal (RA) di Bawah Kementerian Agama Menurut Kecamatan di Kabupaten Badung, 2020/2021 dan 2021/2022**  
**Number of Schools, Teachers, and Students in Raudatul Athfal (RA) Under The Ministry of Religious Affairs by Subdistrict in Badung Regency, 2020/2021 and 2021/2022**

Kecamatan Subdistrict	Sekolah/Schools		Guru/Teachers		Murid/Students	
	2020/2021	2021/2022	2020/2021	2021/2022	2020/2021	2021/2022
(1)	(2)	(3)	(4)	(5)	(6)	(7)
Kuta Selatan	6	6	26	23	245	197
Kuta	1	1	2	2	18	14
Kuta Utara	5	5	21	20	237	227
Mengwi	0	0	0	0	0	0
Abiansemal	0	0	0	0	0	0
Petang	0	0	0	0	0	0
<b>Badung</b>	<b>12</b>	<b>12</b>	<b>49</b>	<b>45</b>	<b>500</b>	<b>438</b>

Catatan/Note:

Sumber/Source: Kementerian Agama / Ministry of Religion

**Tabel**  
**Table** 4.1.3

**Jumlah Sekolah, Guru, dan Murid Sekolah Dasar (SD) di Bawah Kementerian Pendidikan dan Kebudayaan Menurut Kecamatan di Kabupaten Badung, 2020/2021 dan 2021/2022**  
*Number of Schools, Teachers, and Students in Primary Schools Under The Ministry of Education and Culture by Subdistrict in Badung Regency, 2020/2021 and 2021/2022*

Kecamatan Subdistrict	Sekolah/Schools					
	Negeri/Public		Swasta/Private		Jumlah/Total	
	2020/2021	2021/2022	2020/2021	2021/2022	2020/2021	2021/2022
(1)	(2)	(3)	(4)	(5)	(6)	(7)
Kuta Selatan	40	40	14	16	54	56
Kuta	19	19	4	4	23	23
Kuta Utara	25	25	17	17	42	42
Mengwi	71	71	2	2	73	73
Abiansemal	64	64	1	1	65	65
Petang	27	27	0	0	27	27
<b>Badung</b>	<b>246</b>	<b>246</b>	<b>38</b>	<b>40</b>	<b>284</b>	<b>286</b>

berlanjut/ continued..

W " t ftux©Continued Table ; 35

Kecamatan Subdistrict	Guru /Teachers					
	Negeri/Public		Swasta/Private		Jumlah/Total	
	2020/2021	2021/2022	2020/2021	2021/2022	2020/2021	2021/2022
(1)	(8)	(9)	(10)	(11)	(12)	(13)
Kuta Selatan	596	611	183	194	779	805
Kuta	316	339	106	103	422	442
Kuta Utara	418	434	359	354	777	788
Mengwi	769	786	28	27	797	813
Abiansemal	623	635	41	20	664	655
Petang	243	246	0	0	243	246
<b>Badung</b>	<b>2 965</b>	<b>3 051</b>	<b>717</b>	<b>698</b>	<b>3 682</b>	<b>3 749</b>

berlanjut/ continued...

W " t ftux©Continued Table ; 35

Kecamatan Subdistrict	Murid/Students					
	Negeri/Public		Swasta/Private		Jumlah/Total	
	2020/2021	2021/2022	2020/2021	2021/2022	2020/2021	2021/2022
(1)	(14)	(15)	(16)	(17)	(18)	(19)
Kuta Selatan	10 770	10 579	2 579	2 733	13 349	13 312
Kuta	5 932	5 668	1 393	1 111	7 325	6 779
Kuta Utara	7 870	7 767	4 889	4 780	12 759	12 547
Mengwi	11 645	11 570	453	435	12 098	12 005
Abiansemal	8 659	8 490	126	151	8 785	8 641
Petang	2 362	2 349	0	0	2 362	2 349
<b>Badung</b>	<b>47 238</b>	<b>46 423</b>	<b>9 440</b>	<b>9 210</b>	<b>56 678</b>	<b>55 633</b>

Catatan/Note:

Sumber/Source: Dinas Pendidikan, Kepemudaan dan Olahraga Kabupaten Badung/ Government Agency of Education, Youth and Sport of Badung Regency

**Tabel**  
**Table** 4.1.4

**Jumlah Sekolah, Guru, dan Murid Madrasah Ibtidaiyah (MI) di Bawah Kementerian Agama Menurut Kecamatan di Kabupaten Badung, 2020/2021 dan 2021/2022**  
**Number of Schools, Teachers, and Students in Madrasah Ibtidaiyah (MI) Under The Ministry of Religious Affairs by Subdistrict in Badung Regency, 2020/2021 dan 2021/2022**

Kecamatan Subdistrict	Sekolah/Schools					
	Negeri/Public		Swasta/Private		Jumlah/Total	
	2020/2021	2021/2022	2020/2021	2021/2022	2020/2021	2021/2022
(1)	(2)	(3)	(4)	(5)	(6)	(7)
Kuta Selatan	0	0	5	5	5	5
Kuta	0	0	2	2	2	2
Kuta Utara	0	0	2	2	2	2
Mengwi	0	0	0	0	0	0
Abiansemal	0	0	0	0	0	0
Petang	0	0	0	0	0	0
<b>Badung</b>	<b>0</b>	<b>0</b>	<b>9</b>	<b>9</b>	<b>9</b>	<b>9</b>

berlanjut/ continued...

W " t ftux@Continued Table; 35

Kecamatan Subdistrict	Guru /Teachers					
	Negeri/Public		Swasta/Private		Jumlah/Total	
	2020/2021	2021/2022	2020/2021	2021/2022	2020/2021	2021/2022
(1)	(8)	(9)	(10)	(11)	(12)	(13)
Kuta Selatan	0	0	63	65	63	65
Kuta	0	0	46	46	46	46
Kuta Utara	0	0	41	38	41	38
Mengwi	0	0	0	0	0	0
Abiansemal	0	0	0	0	0	0
Petang	0	0	0	0	0	0
<b>Badung</b>	<b>0</b>	<b>0</b>	<b>150</b>	<b>149</b>	<b>150</b>	<b>149</b>

berlanjut/ continued...

Continued Table ; 55

Kecamatan Subdistrict	Murid/Students					
	Negeri/Public		Swasta/Private		Jumlah/Total	
	2020/2021	2021/2022	2020/2021	2021/2022	2020/2021	2021/2022
(1)	(14)	(15)	(16)	(17)	(18)	(19)
Kuta Selatan	0	0	952	965	952	965
Kuta	0	0	952	825	952	825
Kuta Utara	0	0	455	461	455	461
Mengwi	0	0	0	0	0	0
Abiansemal	0	0	0	0	0	0
Patang	0	0	0	0	0	0
<b>Badung</b>	<b>0</b>	<b>0</b>	<b>2 359</b>	<b>2 251</b>	<b>2 359</b>	<b>2 251</b>

Catatan/Note: ...

Sumber/Source: Kementerian Agama, Data Semester Ganjil/Ministry of Religious Affairs, Odd Semester Data



**Tabel**  
**Table** 4.1.5

**Jumlah Sekolah, Guru, dan Murid Sekolah Menengah Pertama (SMP) di Bawah Kementerian Pendidikan dan Kebudayaan Menurut Kecamatan di Kabupaten Badung, 2020/2021 dan 2021/2022**  
***Number of Schools, Teachers, and Students in Junior High Schools Under The Ministry of Education and Culture by Subdistrict in Badung Regency, 2020/2021 dan 2021/2022***

Kecamatan Subdistrict	Sekolah/Schools					
	Negeri/Public		Swasta/Private		Jumlah/Total	
	2020/2021	2021/2022	2020/2021	2021/2022	2020/2021	2021/2022
(1)	(2)	(3)	(4)	(5)	(6)	(7)
Kuta Selatan	5	5	11	12	16	17
Kuta	3	3	4	4	7	7
Kuta Utara	4	4	15	15	19	19
Mengwi	7	7	8	6	15	13
Abiansemal	5	5	2	2	7	7
Petang	4	4	0	0	4	4
<b>Badung</b>	<b>28</b>	<b>28</b>	<b>40</b>	<b>39</b>	<b>68</b>	<b>67</b>

*berlanjut/ continued...*

W " t ft ux ©Continued Table ; 35-

Kecamatan Subdistrict	Guru /Teachers					
	Negeri/Public		Swasta/Private		Jumlah/Total	
	2020/2021	2021/2022	2020/2021	2021/2022	2020/2021	2021/2022
(1)	(8)	(9)	(10)	(11)	(12)	(13)
Kuta Selatan	269	270	120	116	389	386
Kuta	144	146	98	92	242	238
Kuta Utara	185	189	209	209	394	398
Mengwi	353	364	59	57	412	421
Abiansemal	246	244	14	14	260	258
Petang	89	88	0	0	89	88
<b>Badung</b>	<b>1 286</b>	<b>1 301</b>	<b>500</b>	<b>488</b>	<b>1 786</b>	<b>1 789</b>

berlanjut/ continued...

W " t ftuxContinued Table; 35-

Kecamatan Subdistrict	Murid/Students					
	Negeri/Public		Swasta/Private		Jumlah/Total	
	2020/2021	2021/2022	2020/2021	2021/2022	2020/2021	2021/2022
(1)	(14)	(15)	(16)	(17)	(18)	(19)
Kuta Selatan	4 788	4 707	1 659	1 545	6 447	6 252
Kuta	2 648	2 779	1 247	1 091	3 895	3 870
Kuta Utara	3 347	3 527	2 356	2 112	5 703	5 639
Mengwi	5 882	5 975	761	702	6 643	6 677
Abiansemal	4 304	4 366	117	111	4 421	4 477
Petang	1 230	1 213	0	0	1 230	1 213
<b>Badung</b>	<b>22 199</b>	<b>22 567</b>	<b>6 140</b>	<b>5 561</b>	<b>28 339</b>	<b>28 128</b>

Catatan/Note:

Sumber/Source: Dinas Pendidikan, Kepemudaan dan Olahraga Kabupaten Badung/ Government Agency of Education, Youth and Sport of Badung Regency

**Tabel**  
**Table 4.1.6**

**Jumlah Sekolah, Guru, dan Murid Madrasah Tsanawiyah (MTs) di Bawah Kementerian Agama Menurut Kecamatan di Kabupaten Badung, 2020/2021 dan 2021/2022**  
**Number of Schools, Teachers, and Students in Madrasah Tsanawiyah (MTs) Under The Ministry of Religious Affairs by Subdistrict in Badung Regency, 2020/2021 dan 2021/2022**

Kecamatan Subdistrict	Sekolah/Schools					
	Negeri/Public		Swasta/Private		Jumlah/Total	
	2020/2021	2021/2022	2020/2021	2021/2022	2020/2021	2021/2022
(1)	(2)	(3)	(4)	(5)	(6)	(7)
Kuta Selatan	0	0	4	4	4	4
Kuta	0	0	0	0	0	0
Kuta Utara	0	0	1	1	1	1
Mengwi	0	0	0	0	0	0
Abiansemal	0	0	0	0	0	0
Petang	0	0	0	0	0	0
<b>Badung</b>	<b>0</b>	<b>0</b>	<b>5</b>	<b>5</b>	<b>5</b>	<b>5</b>

berlanjut/ continued...

W " t ftux©Continued Table; 35

Kecamatan Subdistrict	Guru /Teachers					
	Laki-laki/ Male		Perempuan/ Female		Jumlah/Total	
	2020/2021	2021/2022	2020/2021	2021/2022	2020/2021	2021/2022
(1)	(8)	(9)	(10)	(11)	(12)	(13)
Kuta Selatan	0	0	46	47	46	47
Kuta	0	0	0	0	0	0
Kuta Utara	0	0	14	13	14	13
Mengwi	0	0	0	0	0	0
Abiansemal	0	0	0	0	0	0
Petang	0	0	0	0	0	0
<b>Badung</b>	<b>0</b>	<b>0</b>	<b>60</b>	<b>60</b>	<b>60</b>	<b>60</b>

berlanjut/ continued...

W " t ft ux@Continued Table; 55

Kecamatan Subdistrict	Murid/Students					
	Laki-laki/ Male		Perempuan/ Female		Jumlah/Total	
	2020/2021	2021/2022	2020/2021	2021/2022	2020/2021	2021/2022
(1)	(14)	(15)	(16)	(17)	(18)	(19)
Kuta Selatan	0	0	364	329	364	329
Kuta	0	0	0	0	0	0
Kuta Utara	0	0	132	131	132	131
Mengwi	0	0	0	0	0	0
Abiansemal	0	0	0	0	0	0
Petang	0	0	0	0	0	0
<b>Badung</b>	<b>0</b>	<b>0</b>	<b>496</b>	<b>460</b>	<b>496</b>	<b>460</b>

Catatan/Note:

Sumber/Source: Kementerian Agama, Data Semester Ganjil/Ministry of Religious Affairs, Odd Semester Data

**Tabel**  
**Table** 4.1.7

**Jumlah Sekolah, Guru, dan Murid Sekolah Menengah Atas (SMA) di Bawah Kementerian Pendidikan dan Kebudayaan Menurut Kecamatan di Kabupaten Badung, 2020/2021 dan 2021/2022**  
***Number of Schools, Teachers, and Students in Senior High Schools Under The Ministry of Education and Culture by Subdistrict in Badung Regency, 2020/2021 dan 2021/2022***

Kecamatan Subdistrict	Sekolah/Schools					
	Negeri/Public		Swasta/Private		Jumlah/Total	
	2020/2021	2021/2022	2020/2021	2021/2022	2020/2021	2021/2022
(1)	(2)	(3)	(4)	(5)	(6)	(7)
Kuta Selatan	2	2	4	4	6	6
Kuta	2	2	3	3	5	5
Kuta Utara	1	2	4	4	5	6
Mengwi	2	2	2	1	4	3
Abiansemal	2	2	1	1	3	3
Petang	1	1	0	0	1	1
<b>Badung</b>	<b>10</b>	<b>11</b>	<b>14</b>	<b>13</b>	<b>24</b>	<b>24</b>

*berlanjut/ continued...*

W " t ftux©Continued Table; 35A

Kecamatan Subdistrict	Guru /Teachers					
	Laki-laki/ Male		Perempuan/ Female		Jumlah/Total	
	2020/2021	2021/2022	2020/2021	2021/2022	2020/2021	2021/2022
(1)	(8)	(9)	(10)	(11)	(12)	(13)
Kuta Selatan	64	65	63	73	127	138
Kuta	105	102	100	98	205	200
Kuta Utara	54	53	70	63	124	116
Mengwi	66	66	105	98	171	164
Abiansemal	66	65	69	80	135	145
Petang	29	29	25	28	54	57
<b>Badung</b>	<b>384</b>	<b>380</b>	<b>432</b>	<b>440</b>	<b>816</b>	<b>820</b>

berlanjut/ continued...



W " t ftux@Continued Table; 35A

Kecamatan Subdistrict	Murid/Students					
	Laki-laki/ Male		Perempuan/ Female		Jumlah/Total	
	2020/2021	2021/2022	2020/2021	2021/2022	2020/2021	2021/2022
(1)	(14)	(15)	(16)	(17)	(18)	(19)
Kuta Selatan	778	1 196	908	1 438	1 686	2 634
Kuta	1 147	1 734	1 203	1 861	2 350	3 595
Kuta Utara	562	955	678	1 137	1 240	2 092
Mengwi	830	1 315	992	1 586	1 822	2 901
Abiansemal	748	1 173	840	1 309	1 588	2 482
Petang	333	483	343	481	676	964
<b>Badung</b>	<b>4 398</b>	<b>6 856</b>	<b>4 964</b>	<b>7 812</b>	<b>9 362</b>	<b>14 668</b>

Catatan/Note:

Sumber/Source: Dinas Pendidikan, Kepemudaan dan Olahraga Provinsi Bali/Government Agency of Education, Youth and Sport of Badung Regency

**Tabel**  
**Table** 4.1.8

**Jumlah Sekolah, Guru, dan Murid Sekolah Menengah Kejuruan (SMK) di Bawah Kementerian Pendidikan dan Kebudayaan Menurut Kecamatan di Kabupaten Badung, 2020/2021 dan 2021/2022**  
***Number of Schools, Teachers, and Students in Vocational High Schools Under The Ministry of Education and Culture by Subdistrict in Badung Regency, 2020/2021 and 2021/2022***

Kecamatan Subdistrict	Sekolah/Schools					
	Negeri/Public		Swasta/Private		Jumlah/Total	
	2020/2021	2021/2022	2020/2021	2021/2022	2020/2021	2021/2022
(1)	(2)	(3)	(4)	(5)	(6)	(7)
Kuta Selatan	1	1	6	6	7	7
Kuta	0	0	1	1	1	1
Kuta Utara	0	0	8	8	8	8
Mengwi	0	0	7	7	7	7
Abiansemal	0	0	4	4	4	4
Petang	1	1	0	0	1	1
<b>Badung</b>	<b>2</b>	<b>2</b>	<b>26</b>	<b>26</b>	<b>28</b>	<b>28</b>

berlanjut/continued...

W " t ft ux©Continued Table; 55

Kecamatan Subdistrict	Guru /Teachers					
	Laki-laki/ Male		Perempuan/ Female		Jumlah/Total	
	2020/2021	2021/2022	2020/2021	2021/2022	2020/2021	2021/2022
(1)	(8)	(9)	(10)	(11)	(12)	(13)
Kuta Selatan	139	134	115	120	254	254
Kuta	18	17	24	24	42	41
Kuta Utara	109	107	152	151	261	258
Mengwi	62	56	83	72	145	128
Abiansemal	38	36	47	46	85	82
Petang	16	16	12	13	28	29
<b>Badung</b>	<b>382</b>	<b>366</b>	<b>433</b>	<b>426</b>	<b>815</b>	<b>792</b>

berlanjut/ continued...

W " t ftux©Continued Table; 35

Kecamatan Subdistrict	Murid/Students					
	Laki-laki/ Male		Perempuan/ Female		Jumlah/Total	
	2020/2021	2021/2022	2020/2021	2021/2022	2020/2021	2021/2022
(1)	(14)	(15)	(16)	(17)	(18)	(19)
Kuta Selatan	1 459	2 199	1 003	1 412	2 462	3 611
Kuta	300	358	278	331	578	689
Kuta Utara	2 081	2 914	1 454	2 010	3 535	4 924
Mengwi	988	1 373	665	843	1 653	2 216
Abiansemal	364	546	235	370	599	916
Patang	132	194	92	153	224	347
<b>Badung</b>	<b>5 324</b>	<b>7 584</b>	<b>3 727</b>	<b>5 119</b>	<b>9 051</b>	<b>12 703</b>

Catatan/Note:

Sumber/Source: Dinas Pendidikan, Kepemudaan dan Olahraga Provinsi Bali/ Government Agency of Education, Youth and Sport of Badung Regency

**Tabel**  
**Table** 4.1.9

**Jumlah Sekolah, Guru, dan Murid Madrasah Aliyah (MA) di Bawah Kementerian Agama Menurut Kecamatan di Kabupaten Badung, 2020/2021 dan 2021/2022**  
**Number of Schools, Teachers, and Students in Madrasah Aliyah (MA) Under the Ministry of Religious Affairs by Subdistrict in Badung Regency, 2020/2021 and 2021/2022**

Kecamatan Subdistrict	Sekolah/Schools					
	Negeri/Public		Swasta/Private		Jumlah/Total	
	2020/2021	2021/2022	2020/2021	2021/2022	2020/2021	2021/2022
(1)	(2)	(3)	(4)	(5)	(6)	(7)
Kuta Selatan	0	0	1	1	1	1
Kuta	0	0	0	0	0	0
Kuta Utara	0	0	1	1	1	1
Mengwi	0	0	0	0	0	0
Abiansemal	0	0	0	0	0	0
Patang	0	0	0	0	0	0
<b>Badung</b>	<b>0</b>	<b>0</b>	<b>2</b>	<b>2</b>	<b>2</b>	<b>2</b>

berlanjut/ continued...

W " t ftuxContinued Table; 35

Kecamatan Subdistrict	Guru/Teachers					
	Negeri/Public		Swasta/Private		Jumlah/Total	
	2020/2021	2021/2022	2020/2021	2021/2022	2020/2021	2021/2022
(1)	(8)	(9)	(10)	(11)	(12)	(13)
Kuta Selatan	0	0	9	9	9	9
Kuta	0	0	0	0	0	0
Kuta Utara	0	0	14	13	14	13
Mengwi	0	0	0	0	0	0
Abiansemal	0	0	0	0	0	0
Petang	0	0	0	0	0	0
<b>Badung</b>	<b>0</b>	<b>0</b>	<b>23</b>	<b>22</b>	<b>23</b>	<b>22</b>

berlanjut/ continued...

W " t ft ux @Continued Table ; 35

Kecamatan Subdistrict	Murid/Students					
	Negeri/Public		Swasta/Private		Jumlah/Total	
	2020/2021	2021/2022	2020/2021	2021/2022	2020/2021	2021/2022
(1)	(14)	(15)	(16)	(16)	(17)	(18)
Kuta Selatan	0	0	26	26	26	26
Kuta	0	0	0	0	0	0
Kuta Utara	0	0	6	11	6	11
Mengwi	0	0	0	0	0	0
Abiansemal	0	0	0	0	0	0
Petang	0	0	0	0	0	0
<b>Badung</b>	<b>0</b>	<b>0</b>	<b>32</b>	<b>37</b>	<b>32</b>	<b>37</b>

Catatan/Note: ...

Sumber/Source: Kementerian Agama, Data Semester Ganjil/Ministry of Religious Affairs, Odd Semester Data

**Tabel**  
**Table** 4.1.10

**Jumlah Desa/Kelurahan yang Memiliki Fasilitas Sekolah Menurut Kecamatan dan Tingkat Pendidikan di Kabupaten Badung, 2019– 2021**  
**Number of Villages/Kelurahan Having Educational Facilities by Subdistrict and Educational Level in Badung Regency, 2019– 2021**

Kecamatan Subdistrict	SD Primary School			SMP Junior High School		
	2019	2020	2021	2019	2020	2021
(1)	(2)	(3)	(4)	(5)	(6)	(7)
Kuta Selatan	6	6	6	6	6	6
Kuta	5	5	5	4	4	4
Kuta Utara	6	6	6	6	6	6
Mengwi	20	20	20	13	13	12
Abiansemal	18	18	18	6	6	6
Petang	7	7	7	4	4	4
<b>Badung</b>	<b>62</b>	<b>62</b>	<b>62</b>	<b>39</b>	<b>39</b>	<b>38</b>

berlanjut/ continued...



W " t ftux@Continued Table ; 337

Kecamatan Subdistrict	SMA Senior High School			SMK Vocational School		
	2019	2020	2021	2019	2020	2021
(1)	(8)	(9)	(10)	(11)	(12)	(13)
Kuta Selatan	3	3	3	2	2	2
Kuta	4	4	4	1	1	1
Kuta Utara	5	4	4	2	3	3
Mengwi	3	3	3	5	5	5
Abiansemal	2	3	3	3	3	3
Petang	1	1	1	1	1	1
<b>Badung</b>	<b>18</b>	<b>18</b>	<b>18</b>	<b>14</b>	<b>15</b>	<b>15</b>

berlanjut/ continued...

W " t ftuxContinued Table ; 337

Kecamatan Subdistrict	Perguruan Tinggi University		
	2019	2020	2021
(1)	(14)	(15)	(16)
Kuta Selatan	2	2	2
Kuta	0	0	0
Kuta Utara	2	2	2
Mengwi	1	1	1
Abiansemal	0	0	0
Petang	0	0	0
<b>Badung</b>	<b>5</b>	<b>5</b>	<b>5</b>

Catatan/Note: <sup>1</sup> Desa pada tabel ini termasuk Unit Permukiman Transmigrasi (UPT) yang masih dibina oleh kementerian terkait dan nagari di Provinsi Sumatera Barat/Villages in this table include Transmigration Settlement Unit which is still fostered by the relevant ministries and the nagari in the Province of Sumatera Barat

Sumber/Source: BPS, Pendataan Potensi Desa (Podes)/ BPSOStatistics Indonesia, Village Potential Data Collection

**Tabel**  
**Table** 4.1.11**Angka Partisipasi Murni (APM) dan Angka Partisipasi Kasar (APK) Menurut Jenjang Pendidikan di Kabupaten Badung, 2020 dan 2021**  
**Net Participation Rates and Gross Participation Rates by Educational Level in Badung Regency, 2020 and 2021**

Jenjang Pendidikan Educational Level	Angka Partisipasi Murni (APM) Net Participation Rates		Angka Partisipasi Kasar (APK) Gross Participation Rates	
	2020	2021	2020	2021
(1)	(2)	(3)	(4)	(5)
SD/MI Elementary School	99,75	99,41	106,00	105,61
SMP/MTs Junior High School	84,48	84,71	89,68	90,69
SMA/SMK/MA Senior High School	80,15	82,02	92,55	95,73

Catatan/Note: ...

Sumber/Source: BPS, Survei Sosial Ekonomi Nasional (Susenas)/BPSOStatistics Indonesia, National Socioeconomic Survey

**Tabel 4.1.12** **Persentase Penduduk Berumur 15 Tahun ke Atas yang Melek Huruf Menurut Kelompok Umur di Kabupaten Badung, 2020 dan 2021**  
**Percentage of Literate People Aged 15 Years and Over by Age Group in Badung Regency, 2020 and 2021**

Kelompok Umur Age Group	2020	2021
(1)	(2)	(3)
15–19	100,00%	100,00%
20–24	100,00%	100,00%
25–29	100,00%	100,00%
30–34	100,00%	100,00%
35–39	100,00%	100,00%
40–44	100,00%	100,00%
45–49	100,00%	99,96%
50+	94,73%	91,25%
<b>Jumlah/Total</b>	<b>98,61%</b>	<b>97,71%</b>
<b>15–24</b>	<b>100,00%</b>	<b>100,00%</b>
<b>15–44</b>	<b>100,00%</b>	<b>100,00%</b>
<b>15+</b>	<b>98,61%</b>	<b>97,71%</b>
<b>45+</b>	<b>96,10%</b>	<b>93,53%</b>

Catatan/Note: ...

Sumber/Source: BPS, Survei Sosial Ekonomi Nasional (Susenas)/BPSOStatistics Indonesia, National Socioeconomic Survey

**Tabel**  
**Table** 4.1.13

**Banyaknya Fakultas/Program Studi, Mahasiswa, Dosen dan Lulusan pada Politeknik Negeri Bali di Kabupaten Badung, 2021**  
**Number of Faculty, Students, Lecturer and Graduated Students of Poltek Negeri Bali in Badung Regency, 2021**

Fakultas/Program Studi Faculty		Jumlah Mahasiswa Teraftar Registered Students	Jumlah Dosen Tetap Full Time Lecturer	Jumlah Dosen Tidak Tetap Part Time Lecturer	Jumlah Lulusan Graduated Students
(1)	(2)	(3)	(4)	(5)	(6)
Teknik Sipil	D-3 Teknik Sipil	264	21	-	81
	D-4 Manajemen Konstruksi	466	30	-	98
Teknik Mesin	D-3 Teknik Mesin	325	36	1	108
	D-3 Teknik Pendingin & Tata Udara	138	13	-	60
	D-4 Teknologi Rekayasa Utilitas	151	14	-	-
Teknik Elektro	D-3 Teknik Listrik	334	21	1	103
	D-3 Manajemen Informatika	288	13	-	79
	D-4 Teknik Otomasi	174	23	-	40
	D-4 Teknologi Rekayasa Perangkat Lunak	148	9	-	-
Akuntansi	D-3 Akuntansi	408	21	1	132
	D-4 Akuntansi Manajerial	735	37	-	159
	D-4 Akuntansi Perpajakan	149	8	-	-
Administrasi Niaga	D-3 Administrasi Bisnis	493	30	1	138
	D-4 Administrasi Bisnis Internasional	652	30	1	131
	D-4 Bisnis Digital	56	4	-	-
Pariwisata	D-3 Usaha Perjalanan Wisata	191	20	1	62
	D-3 Perhotelan	857	21	1	161
	D-4 Manajemen Bisnis Pariwisata	722	22	-	155
	S2 Perencanaan Pariwisata	63	9	-	23
Jumlah		6 614	382	7	1 530

Sumber/Source: Politeknik Negeri Bali/Politeknik Negeri Bali.

**Tabel**  
**Table 4.1.14****Banyaknya Fakultas/Program Studi, Mahasiswa, Dosen dan Lulusan pada Politeknik Pariwisata Bali, 2021**  
**Number of Faculty, Students, Lecturer and Graduated Students of Politeknik Pariwisata Bali in, 2021**

Nama Program Studi <i>Name of study programme</i>	Jumlah Mahasiswa Terdaftar <i>Registered Students</i>	Jumlah Dosen Tetap <i>Full Time Lecturer</i>	Jumlah Dosen Tidak Tetap <i>Part Time Lecturer</i>	Jumlah Lulusan <i>Graduated Students</i>
(1)	(2)	(3)	(4)	(5)
S2 Terapan - Pariwisata	96	7	-	15
S1 - Bisnis Hospitaliti	119	7	2	50
S1 - Destinasi Pariwisata	113	6	4	39
D4 - Manajemen Kepariwisataaan	285	7	8	46
D4 - Administrasi Perhotelan	521	11	15	99
D4 - Manajemen Bisnis Perjalanan	155	9	3	30
D4 - Manajemen Konvensi dan Perhelatan	289	9	2	46
D4 - Manajemen Akuntansi Hospitaliti	288	10	4	55
D3 - Manajemen Divisi Kamar	362	12	3	73
D3 - Manajemen Tata Hidangan	498	12	4	101
D3 - Manajemen Tata Boga	490	10	6	99
<b>Jumlah/Total</b>	<b>3 216</b>	<b>100</b>	<b>51</b>	<b>653</b>

Sumber/Source: Politeknik Pariwisata Bali/*Politeknik Pariwisata Bali*.

**Tabel**  
**Table** 4.1.15

**Jumlah Sekolah, Guru, dan Murid Tempat Penitipan Anak (TPA) di Bawah Kementerian Pendidikan dan Kebudayaan Menurut Kecamatan di Kabupaten Badung, 2021/2022**  
**Number of Schools, Teachers, and Students in Daycare Under The Ministry of Education and Culture by Sub District in Badung Regency, 2021/2022**

Kecamatan Subdistrict	Sekolah School		Jumlah Total
	Negeri State	Swasta Private	
(1)	(2)	(3)	(4)
Kuta Selatan	0	0	0
Kuta	0	0	0
Kuta Utara	0	0	0
Mengwi	0	0	0
Abiansemal	0	0	0
Petang	0	0	0
<b>Badung</b>	<b>0</b>	<b>0</b>	<b>0</b>

berlanjut/ continued...

W " t ftux©Continued Table; 55=

Kecamatan Subdistrict	Guru Teachers		
	Negeri State	Swasta Private	Jumlah Total
(1)	(5)	(6)	(7)
Kuta Selatan	0	0	0
Kuta	0	0	0
Kuta Utara	0	0	0
Mengwi	0	0	0
Abiansemal	0	0	0
Petang	0	0	0
<b>Badung</b>	<b>0</b>	<b>0</b>	<b>0</b>

berlanjut/ continued...



W " t ft ux ©Continued Table; 53=

Kecamatan Subdistrict	Murid Students		
	Negeri State	Swasta Private	Jumlah Total
(1)	(8)	(9)	(10)
Kuta Selatan	0	0	0
Kuta	0	0	0
Kuta Utara	0	0	0
Mengwi	0	0	0
Abiansemal	0	0	0
Petang	0	0	0
<b>Badung</b>	<b>0</b>	<b>0</b>	<b>0</b>

Catatan/Note:

Sumber/Source: Dinas Pendidikan, Kepemudaan dan Olahraga Provinsi Bali/ Government Agency of Education, Youth and Sport of Bali Province

**Tabel 4.1.16** **Persentase Penduduk Usia 15 Tahun ke Atas Menurut Pendidikan Tertinggi yang Ditamatkan di Kabupaten Badung Tahun 2011-2021**  
**Percentage of Population 15 Years of Age and Over by Educational Attainment in Badung Regency, 2011-2021**

Tahun Year	Tidak/ Belum Sekolah Not/Never Attending School	Tidak Tamat SD Not Completed Primary School	SD Sederajat Primary Schools	SLTP Sederajat Junior High Schools	SLTA Sederajat Senior High Schools	Perguruan Tinggi College/ University
(1)	(2)	(3)	(4)	(5)	(6)	(7)
2011	6,82	9,24	15,49	17,71	38,46	12,28
2012	8,50	6,86	16,17	18,70	36,93	12,85
2013	7,34	7,89	18,32	12,96	38,84	14,64
2014	6,89	7,23	18,77	15,71	38,88	12,51
2015	5,45	6,81	17,95	15,57	39,76	14,64
2016	3,61	4,15	21,15	14,61	41,94	14,54
2017	4,05	5,70	15,91	16,76	41,82	15,74
2018	4,29	7,72	13,39	17,42	40,64	16,54
2019	3,31	4,38	14,73	19,44	40,97	17,17
2020	1,84	6,60	16,27	16,82	40,90	17,56
2021	1,81	4,14	16,09	16,32	43,36	18,29

Sumber: Survei Sosial Ekonomi Nasional Kor, Maret 2020

Source: National Socio Economic Survey kor, March 2020

**Tabel** 4.1.17  
**Table**

**Banyaknya Anggota dan Pengunjung Perpustakaan Daerah Kabupaten Badung, 2021**  
**Number of Members and Visitors of the Regional Library of Badung Regency, 2021**

<b>Bulan</b> <i>Month</i>	<b>Jumlah Anggota Terdaftar</b> <i>Registered Member</i>	<b>Jumlah Pengunjung</b> <i>Number of Visitors</i>	<b>Jumlah Buku yang Dipinjam</b> <i>Number of Borrowed Books</i>
(1)	(2)	(3)	(4)
Januari / <i>January</i>	21	497	74
Pebruari / <i>February</i>	16	739	66
Maret / <i>March</i>	27	1 178	57
April / <i>April</i>	5	26	18
Mei / <i>May</i>	3	5	5
Juni / <i>June</i>	41	91	32
Juli / <i>July</i>	11	92	30
Agustus / <i>August</i>	15	239	44
September / <i>September</i>	12	142	52
Oktober / <i>October</i>	16	149	60
Nopember / <i>November</i>	22	152	84
Desember / <i>December</i>	8	137	53
Perpustakaan Keliling	0	0	0
Perpustakaan Petang	0	0	0
<b>Jumlah / Total</b>	<b>197</b>	<b>3 447</b>	<b>575</b>

Sumber: Dinas Kearsipan dan Perpustakaan Daerah Kabupaten Badung  
Source: Regional Archives and Libraries Office of Badung Regency

**Tabel 4.1.18** Banyaknya Tenaga Edukatif Tetap dan Tidak Tetap di Universitas Udayana, 2021  
**Table 4.1.18** *Number of Full Time and Part Time Lecturer by Subdistricts in Badung Regency, 2021*

Fakultas / Program Studi <i>Faculty</i>	Tetap <i>Full Time</i>	Tidak Tetap <i>Part Time</i>	Jumlah <i>Total</i>
(1)	(2)	(3)	(4)
Fak. Ilmu Budaya	133	0	133
Fak. Kedokteran	250	0	250
Fak. Hukum	77	0	77
Fak. Teknik	191	0	191
Fak. Pertanian	97	0	97
Fak. Ekonomi dan Bisnis	145	0	145
Fak. Peternakan	54	0	54
Fak. MIPA	173	0	173
Fak. Kedokteran Hewan	71	0	71
Fak. Teknologi Pertanian	60	0	60
Fak. Ilmu Sosial dan Politik	42	0	42
Fak. Kelautan dan Perikanan	22	0	22
Fak. Pariwisata	45	0	45
Pascasarjana	9	0	9
<b>Jumlah / Total</b>	<b>1 360</b>	<b>0</b>	<b>1 360</b>

Sumber : Universitas Udayana  
 Source : Udayana University

## 4.2 KESEHATAN HEALTH

**Tabel** 4.2.1 **Jumlah Desa<sup>1</sup>/Kelurahan Yang Memiliki Sarana Kesehatan Menurut Kecamatan di Kabupaten Badung, 2019–2021**  
**Table** **Number of Villages<sup>1</sup>/Kelurahan Having Health Facilities by Subdistrict in Badung Regency, 2019–2021**

Kecamatan Subdistrict	Rumah Sakit Hospital		
	2019	2020	2021
(1)	(2)	(3)	(4)
Kuta Selatan	2	2	2
Kuta	2	2	2
Kuta Utara	0	0	1
Mengwi	1	1	1
Abiansemal	0	0	0
Petang	0	0	0
<b>Badung</b>	<b>5</b>	<b>5</b>	<b>6</b>

berlanjut/ continued...

W " t ftux6Continued Table; 98

Kecamatan Subdistrict	Rumah Sakit Bersalin Maternity Hospital		
	2019	2020	2021
(1)	(5)	(6)	(7)
Kuta Selatan	0	0	0
Kuta	0	0	0
Kuta Utara	0	0	0
Mengwi	0	0	0
Abiansemal	0	0	0
Petang	0	0	0
<b>Badung</b>	<b>0</b>	<b>0</b>	<b>0</b>

berlanjut/ continued...

W " t ftux©Continued Table; 93

Kecamatan Subdistrict	Poliklinik Polyclinic		
	2019	2020	2021
(1)	(8)	(9)	(10)
Kuta Selatan	2	2	3
Kuta	4	5	5
Kuta Utara	6	6	6
Mengwi	5	6	5
Abiansemal	4	4	4
Petang	2	2	3
<b>Badung</b>	<b>23</b>	<b>25</b>	<b>26</b>

berlanjut/ continued...

W " t ftuxContinued Table; 93

Kecamatan Subdistrict	Puskesmas Public Health Center		
	2019	2020	2021
(1)	(11)	(12)	(13)
Kuta Selatan	1	1	1
Kuta	2	2	2
Kuta Utara	1	1	1
Mengwi	3	3	3
Abiansemal	4	4	4
Petang	2	2	2
<b>Badung</b>	<b>13</b>	<b>13</b>	<b>13</b>

berlanjut/continued...



W " t ftux@Continued Table; 98

Kecamatan Subdistrict	Puskesmas Pembantu Subsidiary of Public Health Center		
	2019	2020	2021
(1)	(14)	(15)	(16)
Kuta Selatan	5	5	5
Kuta	3	3	3
Kuta Utara	5	5	5
Mengwi	18	18	18
Abiansemal	13	13	14
Petang	6	6	6
<b>Badung</b>	<b>50</b>	<b>50</b>	<b>51</b>

berlanjut/continued...

W " t ftux©Continued Table; 93

Kecamatan Subdistrict	Apotek Pharmacy		
	2019	2020	2021
(1)	(17)	(18)	(19)
Kuta Selatan	4	5	5
Kuta	5	5	5
Kuta Utara	6	6	6
Mengwi	13	15	14
Abiansemal	10	8	9
Petang	0	0	1
<b>Badung</b>	<b>38</b>	<b>39</b>	<b>40</b>

Catatan/Note: <sup>1</sup> Desa pada tabel ini termasuk Unit Permukiman Transmigrasi (UPT) yang masih dibina oleh kementerian terkait dan nagari di Provinsi Sumatera Barat/Villages in this table include Transmigration Settlement Unit which is still fostered by the relevant ministries and the nagari in the Province of Sumatera Barat

Sumber/Source: BPS, Pendataan Potensi Desa (Podes)/BPSOStatistics Indonesia, Village Potential Data Collecting

**Tabel 4.2.2**  
**Table**

**Jumlah Tenaga Kesehatan Menurut Kecamatan di Kabupaten Badung, 2021**  
**Number of Medical Personnel by Subdistrict in Badung Regency, 2021**

Kecamatan Subdistrict	Dokter Umum General Practitioners	Dokter Gigi Dentist	Perawat Nurse	Bidan Midwife	Tenaga Kefarmasian Pharmaceutical
(1)	(2)	(3)	(4)	(5)	(6)
Kuta Selatan	9	3	31	46	2
Kuta	14	9	46	38	2
Kuta Utara	11	5	33	42	3
Mengwi	28	12	121	125	4
Abiansemal	29	15	119	131	7
Petang	21	8	47	51	3
<b>Badung</b>	<b>112</b>	<b>52</b>	<b>397</b>	<b>433</b>	<b>21</b>

berlanjut/ continued...

W " t ft ux ©Continued Table; 99

<b>Kecamatan Subdistrict</b>	<b>Tenaga Kesehatan Masyarakat Public Health Worker</b>	<b>Tenaga Kesehatan Lingkungan Environmental Health Worker</b>	<b>Tenaga Gizi Nutritionist</b>	<b>Ahli Teknologi Laboratorium Medik Medical Laboratory Technician</b>
(1)	(2)	(3)	(4)	(5)
Kuta Selatan	2	1	1	1
Kuta	8	9	2	7
Kuta Utara	6	5	1	5
Mengwi	1	2	6	5
Abiansemal	4	1	8	2
Petang	0	1	2	2
<b>Badung</b>	<b>21</b>	<b>19</b>	<b>20</b>	<b>22</b>

Catatan/Note:

Sumber/Source: Dinas Kesehatan Kabupaten Badung/Health Department of Badung Regency

**Tabel 4.2.3**  
**Table**

**Jumlah Rumah Sakit Umum, Rumah Sakit Khusus, Rumah Sakit/Rumah Bersalin, Puskesmas, Klinik/Balai Kesehatan, Posyandu, dan Polindes Menurut Kecamatan di Kabupaten Badung, 2020 dan 2021**  
*Number of General Hospital, Special Hospital, Maternity Hospital and Public Health Center, Medical Clinic, Integrated Service Post, Village maternity Cottage by Subdistrict in Badung Regency, 2020 and 2021*

Kecamatan Subdistrict	Rumah Sakit Umum General Hospital		Rumah Sakit Khusus Special Hospital	
	2020	2021	2020	2021
(1)	(2)	(3)	(4)	(5)
Kuta Selatan	3	3	1	1
Kuta	2	3	1	1
Kuta Utara	1	1	0	0
Mengwi	1	1	0	0
Abiansemal	0	0	0	0
Patang	0	0	0	0
<b>Badung</b>	<b>7</b>	<b>8</b>	<b>2</b>	<b>2</b>

*berlanjut/continued...*

W " t ftux6Continued Table ; 95

Kecamatan Subdistrict	Puskesmas Rawat Inap Public Health Center with Inpatient Care		Puskesmas Non Rawat Inap Public Health Center without Inpatient Care	
	2020	2021	2020	2021
(1)	(6)	(7)	(8)	(9)
Kuta Selatan	0	0	1	1
Kuta	1	1	1	1
Kuta Utara	0	0	1	1
Mengwi	1	1	2	2
Abiansemal	1	1	3	3
Petang	0	0	2	2
<b>Badung</b>	<b>3</b>	<b>3</b>	<b>10</b>	<b>10</b>

berlanjut/ continued...

W " t ftux@Continued Table ; 95

Kecamatan Subdistrict	Klinik Pratama Primary Clinic		Posyandu Integrated Health Post	
	2020	2021	2020	2021
(1)	(10)	(11)	(12)	(13)
Kuta Selatan	12	14	65	65
Kuta	28	28	39	39
Kuta Utara	20	20	80	80
Mengwi	10	10	199	199
Abiansemal	3	3	130	130
Petang	1	1	51	51
<b>Badung</b>	<b>74</b>	<b>76</b>	<b>564</b>	<b>564</b>

berlanjut/ continued...

W " t ftuxContinued Table; 95

Kecamatan Subdistrict	Pondok Bersalin Desa (Polindes) Village Maternity Cottage	
	2020	2021
(1)	(14)	(15)
Kuta Selatan	0	0
Kuta	0	0
Kuta Utara	0	0
Mengwi	0	0
Abiansemal	0	0
Petang	0	0
<b>Badung</b>	<b>0</b>	<b>0</b>

Catatan/Note:

Sumber/Source: Dinas Kesehatan Kabupaten Badung/Health Department of Badung Regency



**Tabel**  
**Table** 4.2.4

**Banyaknya Tenaga Medis dan Paramedis di Kabupaten Badung Menurut Tempat Tugas, 2021**  
**Number of Medic and Paramedic Personels by Units in Badung Regency, 2021**

<b>Kecamatan Subdistrict</b>	<b>Dokter Umum General Practitioners</b>	<b>Dokter Gigi Dentist</b>	<b>Dokter Spesialis Specialist</b>	<b>Paramedis Paramedics</b>
(1)	(2)	(3)	(4)	(5)
Dinas Kesehatan	0	0	0	0
RSUD Kab Badung	37	4	73	498
Puskemas Kuta I	9	5	0	48
Puskemas Kuta II	5	4	0	36
Puskemas Kuta Selatan	9	3	0	77
Puskemas Kuta Utara	11	5	0	75
Puskemas Mengwi I	11	4	0	108
Puskemas Mengwi II	7	4	0	82
Puskemas Mengwi III	10	4	0	56
Pusk. Abiansemal I	10	5	0	81
Pusk. Abiansemal II	7	4	0	63
Pusk. Abiansemal III	6	2	0	51
Pusk. Abiansemal IV	6	4	0	55
Puskemas Petang I	8	4	0	60
Puskemas Petang II	13	4	0	38
<b>Jumlah/Total</b>	<b>112</b>	<b>52</b>	<b>0</b>	<b>830</b>

Catatan/Note:

Sumber/Source: Dinas Kesehatan Kabupaten Badung/Health Department of Badung Regency

**Tabel  
Table 4.2.5**

**Jumlah Kunjungan Pasien Puskesmas di Kabupaten  
Badung, 2021**  
*Number of Patient Visits by Public Health Centers  
in Badung Regency, 2021*

Puskesmas Public Health Centers	Triwulan Quarterly				Jumlah Kunjungan Number of Visits	Rata-Rata Per Bulan Average per Month
	I	II	III	IV		
(1)	(2)	(3)	(4)	(5)	(6)	(7)
Kuta I	4 879	5 381	5 533	5 960	21 753	1 813
Kuta II	2 930	2 840	3 122	2 841	11 733	978
Kuta Selatan	5 994	6 298	6 308	4 197	22 797	1 900
Kuta Utara	6 591	10 029	10 620	11 152	38 392	3 199
Mengwi I	6 924	8 294	7 667	5 401	28 286	2 357
Mengwi II	4 307	4 626	4 198	3 684	16 815	1 401
Mengwi III	2 984	3 311	3 326	3 310	12 931	1 078
Abiansemal I	4 331	5 042	4 322	5 003	18 698	1 558
Abiansemal II	4 184	4 642	3 973	3 775	16 574	1 381
Abiansemal III	4 034	4 527	4 136	4 263	16 960	1 413
Abiansemal IV	2 137	2 699	2 346	2 549	9 731	811
Petang I	1 664	1 896	1 811	2 063	7 434	620
Petang II	784	858	876	926	3 444	287
<b>Jumlah / Total</b>	<b>51 743</b>	<b>60 443</b>	<b>58 238</b>	<b>55 124</b>	<b>225 548</b>	<b>18 796</b>

Catatan/Note:

Sumber/Source: Dinas Kesehatan Kabupaten Badung/Health Department of Badung Regency

**Tabel**  
**Table** 4.2.6

**Banyaknya Kasus Penderita TBC (Basil Tahan Asam) Positif Menurut Lokasi di Kabupaten Badung, 2021**  
**Number of TB Patients by Location Quarterly in Badung Regency, 2021**

<i>Lokasi</i> <i>Location</i>	<i>Triwulan</i> <i>Quarterly</i>				<i>Jumlah</i> <i>Total</i>
	<i>I</i>	<i>II</i>	<i>III</i>	<i>IV</i>	
(1)	(2)	(3)	(4)	(5)	(6)
Kuta Selatan	10	18	15	25	68
Kuta	12	13	19	23	67
Kuta Utara	13	6	13	11	43
Mengwi	2	5	4	11	22
Abiansemal	6	8	4	5	23
Petang	0	0	0	2	2
RSUD Kab Badung	2	2	1	5	10
LP Kerobokan	6	1	4	4	15
LP Perempuan	0	0	0	1	1
<b>Jumlah/ Total</b>	<b>51</b>	<b>53</b>	<b>60</b>	<b>87</b>	<b>251</b>

Catatan/Note:

Sumber/Source: Dinas Kesehatan Kabupaten Badung/Health Department of Badung Regency

**Tabel**  
**Table 4.2.7****Jumlah Bayi 0-12 Bulan Yang Mendapat Imunisasi BCG, DPT, Polio Menurut Kecamatan di Kabupaten Badung, 2021**  
**Number of Vaccination of Infant Aged 0-12 Month by Subdistricts in Badung Regency, 2021**

Kecamatan Subdistrict	Target Targeted	BCG	DPT			POLIO			
			I	II	III	I	II	III	IV
(1)	(2)	(3)	(4)	(5)	(6)	(7)	(8)	(9)	(10)
Kuta Selatan	2 426	2 306	2 544	2 406	2 249	2 683	2 556	2 409	2 252
Kuta	2 553	1 890	2 134	2 190	2 214	1 900	2 154	2 181	2 214
Kuta Utara	1 905	1 822	1 780	1 752	1 796	1 822	1 781	1 739	1 790
Mengwi	2 182	2 180	2 164	2 172	2 172	2 178	2 164	2 172	2 179
Abiansemal	1 425	1 297	1 300	1 296	1 277	1 298	1 300	1 296	1 285
Patang	416	379	379	385	371	382	379	385	371
<b>Badung</b>	<b>10 907</b>	<b>9 874</b>	<b>10 301</b>	<b>10 201</b>	<b>10 079</b>	<b>10 263</b>	<b>10 334</b>	<b>10 182</b>	<b>10 091</b>

Catatan/Note:

Sumber/Source: Dinas Kesehatan Kabupaten Badung/Health Department of Badung Regency

**Tabel 4.2.8** **Indikator Derajat Kesehatan Kabupaten Badung Tahun 2017-2021**  
**Health Indicators of Badung Regency, 2016-2020**

<b>Indikator Kesehatan Health Indicators</b>	<b>2017</b>	<b>2018</b>	<b>2019</b>	<b>2020</b>	<b>2021</b>
(1)	(2)	(3)	(4)	(5)	(6)
Angka Kematian Kasar (Per Seribu Penduduk) / <i>Crude Death Rate</i>	2,71	2,70	2,71	2,73	4,30
Angka Kematian Ibu Melahirkan (Per 100 Ribu Kelahiran Hidup) / <i>Maternal Mortality Rate</i>	57,50	28,56	28,16	114,45	205,36
Angka Kematian Bayi (Per 100 Ribu Kelahiran Hidup) / <i>Infant Mortality Rate</i>	3,00	2,90	2,70	2,29	3,13
Angka Kematian Balita (Per 1.000 Balita) / <i>Under Five Mortality Rate</i>	3,00	3,10	0,40	2,77	3,46

Catatan/Note:

Sumber/Source: Dinas Kesehatan Kabupaten Badung/Health Department of Badung Regency

**Tabel 4.2.9** Jumlah Penderita HIV/AIDS di Kabupaten Badung Tahun 2011-2021  
**Table** *Number of Person Suffered HIV/AIDS in Badung Regency, 2011-2020*

Tahun Year	Jumlah Penderita HIV/AIDS (Orang) Number of Person Suffering HIV/AIDS
(1)	(2)
2011	764
2012	1 009
2013	1 237
2014	1 644
2015	2 138
2016	2 532
2017	2 963
2018	3 358
2019	3 854
2020	4 180
2021	4 427

Catatan/note: Data dihitung secara kumulatif sejak tahun 1987/Cumulative counted since 1987

Sumber/Source: Dinas Kesehatan Kabupaten Badung/Health Department of Badung Regency

**Tabel 4.2.10** Banyaknya Klinik Keluarga Berencana Menurut Kecamatan di Kabupaten Badung, 2016-2021  
**Number of Family Planning Clinics by Subdistricts in Badung Regency, 2016-2021**

Kecamatan Subdistrict	2016	2017	2018	2019	2020	2021
(1)	(2)	(3)	(4)	(5)	(6)	(7)
Kuta Selatan	8	9	10	12	12	12
Kuta	5	7	8	9	9	9
Kuta Utara	10	13	13	15	15	15
Mengwi	15	17	17	27	27	27
Abiansemal	10	10	10	8	8	8
Petang	3	4	4	5	5	5
<b>Badung</b>	<b>51</b>	<b>60</b>	<b>62</b>	<b>76</b>	<b>76</b>	<b>76</b>

Sumber : Dinas Pengendalian Penduduk, Keluarga Berencana, Pemberdayaan Perempuan dan Perlindungan Anak, Kabupaten Badung

Source : Family Planning and Family Welfare Office of Badung Regency

**Tabel 4.2.11** Banyaknya Klinik Keluarga Berencana Menurut Status per Kecamatan di Kabupaten Badung, 2021  
**Number of Family Planning Clinics by Status and Subdistricts in Badung Regency, 2021**

Kecamatan Subdistrict	Depkes Health Dept	TNI/ Polri Military	Post Partum	PKBI	Swasta Private	Jumlah Total
(1)	(2)	(3)	(4)	(5)	(6)	(7)
Kuta Selatan	2	0	0	0	10	12
Kuta	2	1	0	0	6	9
Kuta Utara	1	0	0	0	14	15
Mengwi	4	1	0	0	22	27
Abiansemal	4	0	0	0	4	8
Petang	2	0	0	0	3	5
<b>Badung</b>	<b>15</b>	<b>2</b>	<b>0</b>	<b>0</b>	<b>59</b>	<b>76</b>

Sumber : Dinas Pengendalian Penduduk, Keluarga Berencana, Pemberdayaan Perempuan dan Perlindungan Anak, Kabupaten Badung

Source : Family Planning and Family Welfare Office of Badung Regency



**Tabel 4.2.12**      **Banyaknya Peserta Keluarga Berencana Baru Menurut**  
**Table**              **Tempat Pelayanan dan Kecamatan di Kabupaten Badung,**  
**2021**  
**Number of New Family Planning Acceptors by Service Clinics**  
**and Subdistricts in Badung Regency, 2021**

Kecamatan Subdistrict	Pemerintah Government	Swasta/DBS	Jumlah / Total
(1)	(2)	(3)	(4)
Kuta Selatan	102	528	630
Kuta	111	280	391
Kuta Utara	48	166	214
Mengwi	1 463	135	1 598
Abiansemal	377	301	678
Petang	512	60	572
<b>Badung</b>	<b>2 613</b>	<b>1 470</b>	<b>4 083</b>

Sumber : Dinas Pengendalian Penduduk, Keluarga Berencana, Pemberdayaan Perempuan dan Perlindungan Anak, Kabupaten Badung

Source : Family Planning and Family Welfare Office of Badung Regency

**Tabel 4.2.13** Jumlah dan Persentase Pasangan Usia Subur yang Belum menjadi Akseptor di Kabupaten BadungBadung, 2021  
**Table** Number and Percentage of Fertile Couples not ye become Acceptors in Badung Regency, 2021

Kecamatan Subdistrict	Belum Akseptor Not Being Acceptors Yet	Jumlah PUS Number of Fertile Couples	% yang belum Akseptor Terhadap Jumlah PUS Percentage to Number of Fertile Couples
(1)	(2)	(3)	(4)
Kuta Selatan	336	10 957	3,06
Kuta	24	5 891	0,40
Kuta Utara	311	9 208	3,37
Mengwi	1 201	21 239	5,65
Abiansemal	438	18 681	2,34
Petang	129	6 562	1,96
<b>Badung</b>	<b>2 439</b>	<b>72 538</b>	<b>3,26</b>

Sumber : Dinas Pengendalian Penduduk, Keluarga Berencana, Pemberdayaan Perempuan dan Perlindungan Anak, Kabupaten Badung

Source : Family Planning and Family Welfare Office of Badung Regency

**Tabel 4.2.14**      **Realisasi Kegiatan PPTI Cabang Badung, 2021**  
**Table**                      **Realization of Activities of PPTI of Badung Regency, 2021**

Kecamatan Subdistrict	Kegiatan Activities	Target 1 Tahun 1 Year Target	Realisasi Realization	Persentase Percentage
(1)	(2)	(3)	(4)	(5)
Kuta Selatan	Pemeriksaan Suspek TBC	834	152	18,23
	Pengobatan Penderita TBC	155	65	41,94
Kuta	Pemeriksaan Suspek TBC	1 142	340	29,77
	Pengobatan Penderita TBC	211	75	35,55
Kuta Utara	Pemeriksaan Suspek TBC	697	67	9,61
	Pengobatan Penderita TBC	129	65	50,39
Mengwi	Pemeriksaan Suspek TBC	1 007	195	19,36
	Pengobatan Penderita TBC	187	53	28,34
Abiansemal	Pemeriksaan Suspek TBC	500	193	38,60
	Pengobatan Penderita TBC	93	35	37,63
Petang	Pemeriksaan Suspek TBC	106	11	10,38
	Pengobatan Penderita TBC	20	3	15,00
<b>Jumlah/Total</b>	<b>2020 Pemeriksaan Suspek TBC</b>	<b>4 286</b>	<b>958</b>	<b>22,35</b>
	<b>Pengobatan Penderita TBC</b>	<b>795</b>	<b>296</b>	<b>37,23</b>

Sumber : Perhimpunan Pemberantasan Tuberkulosis Indonesia Cabang Badung

Source : PPTI of Badung

**Tabel 4.2.15**      **Sepuluh Kasus Terbanyak Penderita Rawat Jalan di RSD Mangusada Kabupaten Badung, 2021**  
**Table**                **Ten Most Cases of Outpatients at RSD Mangusada Badung Regency, 2021**

<b>Kasus Penderita Rawat Jalan Outpatient Cases</b>	<b>Jumlah Total</b>
(1)	(2)
Unspecified diabetes mellitus: Without complications	5 750
Atherosclerotic heart disease	3 336
Essential (primary) hypertension	3 206
Hypertensive heart disease without (congestive) heart failure	3 030
Chronic nephritic syndrome: Unspecified	2 659
Sequelae of cerebral infarction	2 610
Chronic obstructive pulmonary disease, unspecified	2 253
Hyperplasia of prostate	2 007
Generalized idiopathic epilepsy and epileptic syndromes	1 956
Paranoid schizophrenia	1 748

Sumber : RSD Mangusada Kabupaten Badung  
Source: *Mangusada Hospital of Badung Regency*

**Tabel 4.2.16**      **Sepuluh Kasus Terbanyak Penderita Rawat Inap di RSD Mangusada Kabupaten Badung, 2021**  
**Table**                **Ten Most Cases of Inpatients at RSD Mangusada Badung Regency, 2021**

Kasus Penderita Rawat Inap Inpatient Cases	Jumlah Total
(1)	(2)
<i>Pneumonia, unspecified</i>	1 004
<i>Coronavirus infection, unspecified site</i>	517
<i>Spontaneous vertex delivery</i>	481
<i>Delivery by emergency caesarean section</i>	406
<i>Anaemia, unspecified</i>	244
<i>Neonatal jaundice, unspecified</i>	230
<i>Cerebral infarction, unspecified</i>	201
<i>Non-insulin-dependent diabetes mellitus: Without complications</i>	195
<i>Concussion</i>	163
<i>Chronic kidney disease, stage 5</i>	156

Sumber : RSD Mangusada Kabupaten Badung  
 Source: Mangusada Hospital of Badung Regency

**Tabel 4.2.17**      **Sepuluh Kasus Terbanyak Penyebab Kematian Penderita Rawat Inap di RSD Mangusada Kabupaten Badung, 2021**  
**Table**              **Ten Most Cases that Causes of Death of Inpatients at RSD Mangusada Badung Regency, 2021**

<b>Kasus Penyebab Kematian</b> <b>Causes of Death Cases</b>	<b>Jumlah</b> <b>Total</b>
(1)	(2)
<i>Respiratory failure, unspecified</i>	371
<i>Death occurring less than 24 hours from onset of symptoms, not otherwise explained</i>	137
<i>Shock, unspecified</i>	96
<i>Coronavirus infection, unspecified site</i>	67
<i>Foreign body or object entering through skin</i>	24
<i>Acute upper respiratory infection, unspecified</i>	21
<i>Pneumonia, unspecified</i>	11
<i>Cardiac arrest, unspecified</i>	10
<i>Sepsis, unspecified</i>	7
<i>Extremely low birth weight</i>	5

Sumber : RSD Mangusada Kabupaten Badung  
 Source: *Mangusada Hospital of Badung Regency*

**Tabel 4.2.18** **Pengadaan dan Pengeluaran Darah Lengkap Serta Komponen Darah dari PMI Kabupaten Badung, 2019-2021**  
**Table** **Procurement and Expenditure of Complete Blood and Blood Components from PMI of Badung Regency, 2019-2021**

Tahun Year	Jenis Produk	Pengadaan Darah Produksi UTD	Pengadaan Darah Kiriman UTD Lain	Pengadaan Darah Sisa Triwulan Yang Lalu	Jumlah Pengadaan Darah (Kantong)	Permintaan dari RS (Kantong)
(1)	(2)	(3)	(4)	(5)	(6)	(7)
2019	Whole Blood	0	0	0	0	0
	Packed Reid Cell	5 232	266	56	5 554	6 977
	Thrombocyte Concentrat	1 178	443	6	1 627	1 200
	Fresh Frozen Plasma	327	10	49	386	231
	Wash Eritrosit	0	1	0	1	1
2020	Whole Blood	1	0	0	0	1
	Packed Reid Cell	3 550	210	151	3 911	4 373
	Thrombocyte Concentrat	741	299	51	1 091	781
	Fresh Frozen Plasma	175	48	67	290	175
	Wash Eritrosit	0	0	0	0	0
2021	Whole Blood	0	0	0	0	0
	Packed Reid Cell	3 714	71	182	3 967	4 180
	Thrombocyte Concentrat	351	403	0	754	561
	Fresh Frozen Plasma	270	131	17	418	201
	Wash Eritrosit	0	0	0	0	0

berlanjut/ continued...

W " t ft ux ©Continued Table ; 95B

Tahun Year	Jenis Produk	Pengeluaran Darah Dikirim ke RS (Lokal)	Pengeluaran Darah Dikirim ke RS /UTD	Pengeluaran Darah Dikirim ke UTD Pusat	Jumlah Pengeluaran Darah (Kantong)
(1)	(2)	(8)	(9)	(10)	(11)
2019	Whole Blood	0	0	0	0
	Packed Reid Cell	5 364	0	0	5 364
	Thrombocyte Concentrat	1 135	0	0	1 135
	Fresh Frozen Plasma	179	0	0	179
	Wash Eritrosit	1	0	0	1
2020	Whole Blood	1	0	0	1
	Packed Reid Cell	3 642	0	0	3 642
	Thrombocyte Concentrat	701	0	0	701
	Fresh Frozen Plasma	157	0	0	157
	Wash Eritrosit	0	0	0	0
2021	Whole Blood	0	0	0	0
	Packed Reid Cell	3 553	0	0	3 553
	Thrombocyte Concentrat	514	0	0	514
	Fresh Frozen Plasma	181	0	0	181
	Wash Eritrosit	0	0	0	0

Sumber: Palang Merah Indonesia (PMI) Kabupaten Badung  
 Source: PMI of Badung Regency



**Tabel 4.2.19**      **Data Pengadaan dan Pengeluaran Darah dari PMI**  
**Table**              **Kabupaten Badung, 2018-2021**  
***Data of Blood Procurement and Discharge from PMI of***  
***Badung Regency, 2018-2021***

Tahun Year	Produksi UTD (Lokal)	Kiriman UTD Lain	Jumlah (Kantong)	Permintaan dari RS (Kantong)
(1)	(2)	(3)	(4)	(5)
2018	5 497	363	5 860	7 200
2019	6 737	720	7 457	8 409
2020	4 467	557	5 024	5 330
2021	4 335	605	4 940	4 942

Sumber: Palang Merah Indonesia (PMI) Kabupaten Badung  
Source: PMI of Badung Regency

**Tabel 4.2.20**      **Banyaknya Anggota PMI Kabupaten Badung, 2014-2021**  
**Table**              **Number of PMI Members in Badung Regency, 2014-2021**

<b>Tahun</b> <i>Year</i>	<b>Jenis Keanggotaan</b> <i>Kind of Membership</i>	<b>Jumlah</b> <i>Total</i>
(1)	(2)	(3)
2014	KSR (KORP SUKARELA)-SATGANA	94
2015	PEMBINA PMR (PALANG MERAH REMAJA)	208
2016	KSR (KORP SUKARELA)	187
2017	KSR (KORP SUKARELA)-SATGAS	100
2018	KSR (KORP SUKARELA)	54
2019	PALANG MERAH REMAJA (PMR)	2 875
	KORPSUKARELA	240
2020	PALANG MERAH REMAJA (PMR)	2 875
	KORPSUKARELA	92
2021	PMR WIRA	150

Sumber: Palang Merah Indonesia (PMI) Kabupaten Badung

Source: PMI of Badung Regency

**Tabel 4.2.21 Hasil Pungutan Bulan Dana (Dalam Rupiah) PMI Kabupaten Badung, 2010-2021**  
**Table Results of PMI Monthly Fund (Rupiah) of Badung Regency, 2010-2021**

Tahun Year	Hasil Bersih	Setoran Untuk PMI Daerah Bali	Setoran Untuk PB PMI Pusat
(1)	(2)	(3)	(4)
2010	154 530 990	17 170 110	0
2011	196 268 900	19 626 890	0
2012	172 291 500	17 229 150	0
2013	135 465 300	13 546 530	0
2014	363 938 945	21 822 125	0
2015	200 000 000	200 000 000	0
2016	0	0	0
2017	0	0	0
2018	0	0	0
2019	0	0	0
2020	0	0	0
2021	0	0	0

Sumber: Palang Merah Indonesia (PMI) Kabupaten Badung  
 Source: PMI of Badung Regency

### 4.3 AGAMA DAN SOSIAL LAINNYA RELIGION AND OTHER SOCIAL AFFAIRS

**Tabel 4.3.1** Jumlah Penduduk Menurut Kecamatan dan Agama yang Dianut di Kabupaten Badung, 2021  
*Population by Subdistrict and Religion in Badung Regency, 2021*

Kecamatan Subdistrict	Islam	Protestan Protestant	Katolik Catholic	Hindu	Budha Buddha	Kong- huchu	Keper- cayaan	Jumlah Penduduk
(1)	(2)	(3)	(4)	(5)	(6)	(7)	(8)	(9)
Kuta Selatan	18 704	2 309	1 399	32 546	939	6	0	55 903
Kuta	3 452	3 296	1 650	120 556	229	5	0	129 198
Kuta Utara	1 090	348	119	95 799	73	0	1	97 430
Mengwi	575	81	21	31 572	23	0	1	32 273
Abiansemal	18 558	6 312	3 848	82 309	1 653	26	11	112 717
Petang	11 627	5 923	4 189	62 448	773	0	4	84 964
<b>Badung</b>	<b>54 006</b>	<b>18 269</b>	<b>11 226</b>	<b>425 240</b>	<b>3 690</b>	<b>37</b>	<b>17</b>	<b>512 485</b>

Catatan : Data Semester 1 Tahun 2021

Sumber : Dinas Kependudukan dan Pencatatan Sipil Kabupaten Badung

Source : Population and Civil Registration Office of Badung Regency

**Tabel**  
**Table** 4.3.2

**Jumlah Tempat Peribadatan Menurut Kecamatan di Kabupaten Badung, 2021**  
**Number of Places of Worship by Subdistrict in Badung Regency, 2021**

Kecamatan Subdistrict	Masjid Mosque	Mushola Pray Room	Gereja Protestan Protestant Church	Gereja Katholik Catholic Church	Pura Temple	Vihara Vihara
(1)	(2)	(3)	(4)	(5)	(6)	(7)
Kuta Selatan	6	21	34	2	811	3
Kuta	7	30	14	1	379	2
Kuta Utara	2	17	46	5	1 087	2
Mengwi	0	5	15	9	2 274	1
Abiansemal	0	3	0	0	1 262	0
Petang	1	1	1	0	431	0
<b>Badung</b>	<b>16</b>	<b>77</b>	<b>113</b>	<b>17</b>	<b>6 244</b>	<b>8</b>

Catatan: Untuk data pura terdiri dari Pura Khayangan Tiga, Pura Khayangan Desa, Pura Khayangan Jagat, Pura Dang Khayangan dan Pura Khayangan

Sumber/Source: Kementerian Agama/ Ministry of Religion

**Tabel** 4.3.3 **Jumlah Desa<sup>1</sup>/Kelurahan yang Mengalami Bencana Alam<sup>2</sup> Menurut Kecamatan di Kabupaten Badung, 2019–2021**  
**Table** **Number of Villages<sup>1</sup>/Kelurahan that Had Natural Disaster<sup>2</sup> by Subdistrict in Badung Regency, 2019–2021**

Kecamatan Subdistrict	Banjir/Flood		
	2019	2020	2021
(1)	(2)	(3)	(4)
Kuta Selatan	0	2	0
Kuta	2	4	1
Kuta Utara	2	4	0
Mengwi	5	2	1
Abiansemal	0	0	0
Petang	0	0	0
<b>Badung</b>	<b>9</b>	<b>12</b>	<b>2</b>

berlanjut/continued...

W " t ftux@Continued Table; 5 5

Kecamatan Subdistrict	Gempa Bumi/Earthquake		
	2019	2020	2021
(1)	(5)	(6)	(7)
Kuta Selatan	0	1	0
Kuta	0	2	0
Kuta Utara	0	1	0
Mengwi	1	0	1
Abiansemal	0	6	1
Petang	0	2	0
<b>Badung</b>	<b>1</b>	<b>12</b>	<b>2</b>

berlanjut/ continued...

W " t ftux@Continued Table ; 5 5

Kecamatan Subdistrict	Tanah Longsor/Landslide		
	2019	2020	2021
(1)	(8)	(9)	(10)
Kuta Selatan	0	1	0
Kuta	0	0	0
Kuta Utara	3	5	0
Mengwi	7	3	3
Abiansemal	3	1	2
Petang	6	7	6
<b>Badung</b>	<b>19</b>	<b>17</b>	<b>11</b>

Catatan/Note: <sup>1</sup> Desa pada tabel ini termasuk Unit Permukiman Transmigrasi (UPT) yang masih dibina oleh kementerian terkait dan nagari di Provinsi Sumatera Barat/Villages in this table are included in Transmigration Settlement Unit which is still fostered by the relevant ministries and the nagari in the Province of Sumatera Barat

<sup>2</sup> Terjadi dalam tiga tahun terakhir sampai dengan saat pencacahan/Occured during the last three years by the time of enumeration

Sumber/Source: BPS, Pendataan Potensi Desa (Podes)/BPSOStatistics Indonesia, Village Potential Data Collecting



**Tabel 4.3.4**  
**Table**

**Banyaknya Rohaniawan Menurut Agama per Kecamatan di Kabupaten Badung, 2021**  
**Number of Religious Leaders by Religion and Subdistricts in Badung Regency, 2021**

Kecamatan Subdistrict	Pendeta Priest (Hindu)	Pemangku Priest (Hindu)	Bhiksu Monk (Budha)	Pandita Priest (Budha)	Alim Ulama Religious Scholar (Islam)	Khotib Khotib (Islam)
(1)	(2)	(3)	(4)	(5)	(6)	(7)
Kuta Selatan	13	333	0	21	7	14
Kuta	18	149	0	5	7	12
Kuta Utara	35	220	0	1	7	9
Mengwi	121	203	0	2	3	3
Abiansemal	95	364	0	0	3	3
Petang	9	50	0	0	2	6
<b>Badung</b>	<b>291</b>	<b>1319</b>	<b>0</b>	<b>29</b>	<b>29</b>	<b>47</b>

berlanjut/ continued...

W " t ftux©Continued Table ; 5 5

Kecamatan Subdistrict	Mubaligh Mubalic (Islam)	Pastor Priest (Katolik)	Broder Home (katolik)	Suster Nun (katolik)	Pendeta Priest (Kristen)
(1)	(8)	(9)	(10)	(11)	(12)
Kuta Selatan	15	3	1	15	34
Kuta	11	2	0	19	17
Kuta Utara	11	6	0	5	46
Mengwi	5	2	1	3	17
Abiansemal	4	0	0	0	0
Petang	5	0	0	0	1
<b>Badung</b>	<b>51</b>	<b>13</b>	<b>2</b>	<b>42</b>	<b>115</b>

Sumber : Kementerian Agama Kabupaten Badung.  
 Source : Regional Office of Religion Department of Badung Regency

**Tabel 4.3.5** Banyaknya Nikah, Talak, Cerai, Rujuk di Kabupaten Badung, 2016-2021  
**Table** *Number of Marriage, Divorce and Reconciliation in Badung Regency, 2016-2021*

Kecamatan Subdistrict	2016	2017	2018	2019	2020	2021
(1)	(2)	(3)	(4)	(5)	(6)	(7)
Nikah / Marriage	548	585	645	582	381	385
Talak	0	0	0	0	0	0
Cerai / Divorce	0	0	0	0	0	0
Rujuk / Reconciliation	0	0	0	0	0	0
<b>Badung</b>	<b>548</b>	<b>585</b>	<b>645</b>	<b>582</b>	<b>381</b>	<b>385</b>

Sumber : Kementerian Agama Kabupaten Badung.  
 Source : Regional Office of Religion Department of Badung Regency

**Tabel 4.3.6** **Banyaknya Penduduk yang telah Memiliki Akta Perkawinan dan Akta Perceraian di Kabupaten Badung, 2021**  
**Number of People Who Have Marriage Certificate and Divorce Certificate in Badung Regency, 2021**

Kecamatan Subdistrict	Akta Perkawinan Marriage Certificate		Akta Perceraian Divorce Certificate	
	Laki-Laki Male	Perempuan Female	Laki-Laki Male	Perempuan Female
(1)	(2)	(3)	(4)	(5)
Kuta Selatan	21 631	21 835	629	985
Kuta	9 482	9 363	372	562
Kuta Utara	16 269	16 239	406	687
Mengwi	26 608	26 320	367	619
Abiansemal	19 586	19 328	214	321
Petang	6 160	6 063	80	138
<b>Badung</b>	<b>99 736</b>	<b>99 148</b>	<b>2 068</b>	<b>3 312</b>

Catatan: Data dari SIAK Kabupaten Badung, 31 Desember 2021, diolah

Sumber : Dinas Kependudukan dan Pencatatan Sipil Kabupaten Badung.

Source : Population and Civil Registration Office of Badung Regency

**Tabel**  
**Table** 4.3.7

**Banyaknya Penduduk yang telah Memiliki Akta Kelahiran Menurut Kecamatan dan Jenis Kelamin di Kabupaten Badung, 2021**  
*Population Owned Birth Certificate by Subdistrict and Sex in Badung Regency, 2021*

Kecamatan <i>Subdistrict</i>	Jenis Kelamin <i>Sex</i>		Jumlah <i>Total</i>
	Laki-Laki <i>Male</i>	Perempuan <i>Female</i>	
(1)	(2)	(3)	(4)
Kuta Selatan	35 580	33 188	68 768
Kuta	14 700	13 606	28 306
Kuta Utara	24 554	23 302	47 856
Mengwi	35 702	32 488	68 190
Abiansemal	27 663	25 221	52 884
Petang	8 269	7 194	15 463
<b>Badung</b>	<b>146 468</b>	<b>134 999</b>	<b>281 467</b>

Catatan: Data dari SIAK Kabupaten Badung, 31 Desember 2021, diolah

Sumber : Dinas Kependudukan dan Pencatatan Sipil Kabupaten Badung.  
Source : Population and Civil Registration Office of Badung Regency

**Tabel 4.3.8** Banyaknya Haji yang Berangkat Ke Tanah Suci dari Kabupaten Badung Menurut Kecamatan, 2021  
**Number of Pilgrims Went to Mecca from Badung Regency by Subdistricts, 2021**

Kecamatan Subdistrict	Jenis Kelamin Sex		Jumlah Total
	Laki-Laki Male	Perempuan Female	
(1)	(2)	(3)	(4)
Kuta Selatan	0	0	0
Kuta	0	0	0
Kuta Utara	0	0	0
Mengwi	0	0	0
Abiansemal	0	0	0
Petang	0	0	0
<b>Badung</b>	<b>0</b>	<b>0</b>	<b>0</b>

Catatan: Untuk tahun 2021, sesuai dengan KMA No. 660 Tahun 2021, Kementerian Agama Kab. Badung tidak memberangkatkan jamaah haji.

Sumber : Kementerian Agama Kabupaten Badung.

Source : Regional Office of Religion Department of Badung Regency

**Tabel**  
**Table** 4.3.9

**Banyaknya Organisasi Sosial, Karang Taruna, Lanjut Usia dan Anak Terlantar di Kabupaten Badung, 2011-2021**  
**Number of Social Organization, Youth Club, Aging People and Waif in Badung Regency, 2011-2021**

Tahun Year	Organisasi Sosial Social Organization	Kelompok Usaha Penyandang Cacat Business Group of Disable	Karang Taruna Youth Club	Lanjut Usia (orang) Aging People	Anak Terlantar (7-12 Thn) Waif	Himpunan Penyandang Cacat Disable Association
(1)	(2)	(3)	(4)	(5)	(6)	(7)
2011	21	49	69	38 723	0	49
2012	21	49	69	33 306	0	49
2013	21	49	69	37 353	0	49
2014	21	49	69	31 165	0	49
2015	21	49	62	31 163	0	49
2016	21	49	67	32 150	0	49
2017	21	49	67	0	0	49
2018	60	49	62	58 201	384	49
2019	63	9	62	16 301	47	4
2020	63	3	62	15 349	47	3
2021	49	3	62	4 319	0	3

Sumber : Dinas Sosial Kabupaten Badung.

Source : Department of Social of Badung Regency

**Tabel** 4.3.10 **Banyaknya Penderita Cacat di Kabupaten Badung, 2011–2021**  
**Table** *Number of People With Disabilities in Badung Regency, 2011–2021*

Tahun Year	Cacat Tubuh Physical Disability	Cacat Netra Blind	Cacat Mental Mental Disability	Tuli Bisu Deft Mute	Eks Kronis Former Sufferer of Chronic Disease	Cacat Ganda Multiple Disabilities
(1)	(2)	(3)	(4)	(5)	(6)	(7)
2011	865	138	196	249	145	111
2012	774	176	453	231	4	20
2013	1 018	206	552	272	14	52
2014	34	23	12	11	5	52
2015	522	197	534	285	12	133
2016	1 348	270	705	393	30	113
2017	1 532	132	896	415	15	133
2018	1 532	134	896	415	15	133
2019	1 458	144	997	355	0	127
2020	1 575	229	1 084	419	110	231
2021	1 665	248	1 095	433	22	236

Sumber : Dinas Sosial Kabupaten Badung.

Source : Department of Social of Badung Regency



**Tabel**  
**Table** 4.3.11

**Banyaknya Panti Asuhan, Kapasitas Tampung dan Anak Asuh di Kabupaten Badung, 2021**  
**Number of Orphanage, Capacity and Foster Children in Badung Regency, 2021**

Panti Asuhan <i>Orphanage</i>	Daya Tampung (Orang) <i>Capacity</i>	Banyaknya Anak Asuh (Orang) <i>Number of Foster Children</i>
(1)	(2)	(3)
LKSA Benih Harapan	60	47
LKSA Wisma Anak-Anak Harapan	100	56
LKSA Sidhi Astu	50	47
LKSA Sekar Pengharapan	36	26
LKSA Widhya Asih Badung	50	42
LKSA Anak-Anak Bali	50	17
Yayasan Rumah Kehidupan Casavida	25	19
Yayasan Sahabat Anak Bali	16	9
YPAC	20	20
LKSA Bukit Kehidupan	64	47
Yayasan Hati Mama	14	13
<b>Jumlah/Total</b>	<b>485</b>	<b>343</b>

Sumber : Dinas Sosial Kabupaten Badung.

Source : Department of Social of Badung Regency

**Tabel** 4.3.12 **Laporan Swadaya Murni Masyarakat Kabupaten Badung, 2021**  
**Table** *Community Project Report of Badung Regency, 2021*

Kecamatan Sub Distric	Jumlah Kegiatan Number of Activities	Jumlah Swadaya Murni Total of Pure Self0Help	Jumlah Bantuan Penunjang Total of Support Assistance	Jumlah Total
(1)	(2)	(3)	(4)	(5)
Petang	2077	27 577 958 922,17	4 284 034 778	31 861 993 700,17
Mengwi	2937	25 317 833 161	12 361 366 050	37 679 199 211
Abiansemal	1655	74 151 084 378	12 732 789 189	86 883 873 567
Kuta	673	19 458 574 608	2 000 000	19 460/574 608
Kuta Utara	3473	3 958 264 454	1 745 157 500	5 703 421 954
Kuta Selatan	10903	2 257 010 233	605 805 708	2 862 815 941
<b>Jumlah</b>	<b>21718</b>	<b>127 225 906 797</b>	<b>31 731 153 225</b>	<b>184 451 878 981,17</b>

Sumber : Dinas Pemberdayaan Masyarakat dan Desa Kabupaten Badung.

Source : Department of Community and Village Empowerment of Badung Regency

**Tabel**  
**Table** 4.3.13

**Data Gangguan Kamtibmas Laporan Selesai (GKLS)**  
**Kabupaten Badung, 2021**  
**GKLS Report Badung Regency, 2021**

Bulan Month	Jumlah Kejadian Total of Accident	
	Lapor	Selesai
(1)	(2)	(3)
Januari/January	31	20
Februari/February	28	20
Maret/March	31	23
April/April	33	22
Mei/May	40	31
Juni/June	47	36
Juli/July	23	22
Agustus/August	37	28
September/September	24	22
Oktober/October	33	32
November/November	22	29
Desember/December	19	39
<b>Jumlah/Total</b>	<b>368</b>	<b>234</b>

Sumber/Source: Polres Badung/ State Police of Badung Regency

**Tabel 4.3.14** Volume Produksi Sampah yang Sudah dan Belum Ditangani di Kabupaten Badung, 2021  
**Volume of Handled and Unhandled Waste Production in Badung Regency, 2021**

Uraian Description	Produksi Sampah Waste Production		Volume Sampah Yang Dapat Ditangani Volume of Handled Waste		Volume Sampah Yang Belum Tertangani dan Dibuang Ke Pekarangan Masyarakat Volume of Unhandled Waste and Disposed to The Yard	
	Volume (m3/hari) Volume (m3/days)	Volume (m3/ Tahun) Volume (m3/ Years)	Volume (m3/ hari) Volume (m3/ days)	Volume (m3/ Tahun) Volume (m3/ Years)	Volume (m3/ hari) Volume (m3/ days)	Volume (m3/ Tahun) Volume (m3/ Years)
(1)	(2)	(3)	(4)	(5)	(6)	(7)
Kuta Selatan	360,14	131 450,53	257,09	93 838,00	103,05	37 612,53
Kuta	228,72	83 483,53	221,28	80 768,29	7,44	2 715,24
Kuta Utara	289,07	105 509,57	248,51	90 704,57	40,56	14 805,01
Mengwi	271,93	99 254,62	261,72	95 528,40	10,21	3 726,22
Abiansemal	188,53	68 811,88	107,08	39 085,42	81,44	29 726,46
Petang	52,10	19 017,43	33,89	12 368,80	18,22	6 648,62
TPS 3R	0,00	0,00	128,00	46 720,00	0,00	0,00
Bank Sampah	0,00	0,00	2,50	912,50	0,00	0,00
Pemanfaatan Sampah di Sumber	0,00	0,00	10,36	8 044,60	0,00	0,00
Penanganan Sampah Liar	0,00	0,00	8,70	3 175,50	0,00	0,00
<b>Jumlah/ Total</b>	<b>1 390,49</b>	<b>507 527,56</b>	<b>1 279,13</b>	<b>471 146,08</b>	<b>260,92</b>	<b>95 234,08</b>

Sumber : Dinas Lingkungan Hidup dan Kebersihan Kabupaten Badung,  
 Source: Cleaning and Landscaping Services of Badung Regency,

**Tabel**  
**Table** 4.3.15

**Banyaknya Tindak Kejahatan/Pelanggaran yang  
Dilaporkan di Kabupaten Badung, 2021**  
*Number of Reported Crimes / Violations in Badung Regency,  
2021*

Jenis Kejadian <i>Kind of Crimes</i>	Dilaporkan / <i>Reported</i>	Diselesaikan / <i>Resolved</i>
(1)	(2)	(3)
Penganiayaan Biasa	42	27
Penganiayaan Berat/Pembunuhan	5	3
BBM / Migas	1	1
Pencurian Pemberatan	32	36
Pencurian dengan kekerasan	10	9
Pencurian Biasa	48	39
Pencurian Kendaraan Bermotor	16	14
Perjudian	2	1
Pemerasan	2	2
Pengeroyokan	13	13
Penggelapan	29	28
Penipuan	16	12
Pengrusakan	4	4
Perzinahan	1	1
Penghinaan	1	3
Narkoba	93	93
Kekerasan Dalam Rumah Tangga	21	14

*berlanjut/ continued...*

W " t ft ux @Continued Table ; 5 B=

Jenis Kejadian Kind of Crimes	Dilaporkan / Reported	Diselesaikan / Resolved
(1)	(2)	(3)
Senjata Tajam	0	0
Fitnah	0	0
Perkosaan	0	0
Minuman Keras	0	2
Membuat Perasaan Tidak Enak	0	0
Hamili gadis di bawah umur	0	0
Pengaduan Palsu	0	0
Pengancaman	2	1
Pencabulan	1	0
Lok. Sanggraha	0	0
Penyerobotan Tanah	0	0
Pencurian Dalam Keluarga	0	0
Melarikan Gadis	0	0
Keracunan Makanan	0	0
Menelantarkan Istri	0	0
Menelantarkan Anak	0	0
Percobaan Pencurian	2	2

berlanjut/ continued...

W " t ft ux 6Continued Table ; 5 B=

<b>Jenis Kejadian Kind of Crimes</b>	<b>Dilaporkan / Reported</b>	<b>Diselesaikan / Resolved</b>
(1)	(2)	(3)
Penemuan Barang Sakral	0	0
Persetubuhan anak	3	2
Penemuan Orok	2	0
VCD Bajakan	0	0
Tindak Pidana Fiducia	1	1
Pemalsuan	2	1
Kawin Tanpa Ijin Istri/Suami	0	0
Premanisme	0	0
Pemalsuan Merek	0	0
Meninggal Dunia Karena Sakit	6	6
Kecelakaan Kerja Mengakibatkan Kematian	0	0
Penggelapan Dalam Jabatan	7	5
Penipuan & Penggelapan	4	7
Keracunan	1	0
Keterangan Palsu	0	1
Meninggalkan Rumah Tanpa Pesan	0	0
Uang Palsu	0	0

berlanjut/ continued...

W " t ftuxContinued Table; 5 B=

Jenis Kejadian Kind of Crimes	Dilaporkan / Reported	Diselesaikan / Resolved
(1)	(2)	(3)
Mati Tenggelam	1	1
Money Changer	0	0
Kebakaran	7	7
Penemuan Mayat	3	1
Bunuh Diri	0	0
Penadahan	0	0
Percobaan Bunuh Diri	0	0
Bunga Api	0	0
Gantung Diri	5	4
Meninggal Dunia Tertimbun Longsor	0	0
Korupsi	1	0
<b>Jumlah/Total</b>	<b>384</b>	<b>341</b>

Sumber/Source: Polres Badung/ State Police of Badung Regency



**Tabel 4.3.16** Banyaknya Perkara yang Masuk dan Diselesaikan  
**Table 4.3.16** Banyaknya Perkara yang Masuk dan Diselesaikan  
 Kejaksaan Negeri Badung Dirinci Menurut Jenis Perkara,  
 2021  
*Number of Cases Accepted and Judged at District Attorney  
 of Badung by Kind of Cases, 2021*

Jenis Perkara <i>Kind of Cases</i>	Jumlah Perkara <i>Number of Cases</i>	Diselesaikan <i>Judged</i>	Sisa <i>Not Judged Yet</i>
(1)	(2)	(3)	(4)
Tindak Pidana Umum	367	367	0
Tindak Pidana Khusus/Korupsi	2	2	0
Tindak Pidana Cepat/Pelanggaran Lalu Lintas	1 816	227	1 539
Tindak Pidana Lainnya	0	0	0
<b>Jumlah/Total</b>	<b>2 185</b>	<b>596</b>	<b>1 539</b>

Sumber/Source: Kejaksaan Negeri Badung/ District Attorney of Badung

**Tabel 4.3.17** Banyaknya Tahanan yang Tercatat dan Yang Diselesaikan Menurut Kewarganegaraan di Kejaksaan Negeri Badung, 2021  
**Number of Prisoner Registerd and Completed by Citizenship at District Court of Badung, 2021**

Tahanan Menurut Kewarganegaraan <i>Prisoner's Citizenships</i>	Jumlah Tahanan <i>Number of Prisoner</i>	Diselesaikan <i>Completed</i>	Sisa <i>Rest</i>
(1)	(2)	(3)	(4)
Warganegara Indonesia / <i>Indonesian</i>	345	345	0
Warganegara Asing / <i>Foreigner</i>	22	22	0
<b>Jumlah/Total</b>	<b>367</b>	<b>367</b>	<b>0</b>

Sumber/Source: Kejaksaan Negeri Badung/ *District Attorney of Badung*

**Tabel 4.3.18** Banyaknya Denda untuk Beberapa Jenis Perkara Yang Telah Dijatuhkan Kejaksaan Negeri Badung, 2019-2021  
**The Amount of Fines by Kind of Cases Judged at District Attorney of Badung, 2019-2021**

Jenis Perkara Kind of Cases	2019	2020	2021
(1)	(2)	(3)	(4)
Pelanggaran Ringan / Misdemeanors	8 278	3 296	1 816
Pelanggaran Ekonomi / Economic Offense	-	-	-
Uang Rampasan / Spoils Money	212 185 325	15 566 240	4 993 000
Ongkos Perkara / Denda/ Court Fees / Fines	ongkos perkara : Rp.950.000,- / Denda : Rp.248.000.000	ongkos perkara : Rp. 774.000,- / Denda : Rp.32.000.000	ongkos perkara : Rp.734.000,- Denda : Rp.9.500.000

Sumber/Source: Kejaksaan Negeri Badung/ District Attorney of Badung

**Tabel 4.3.19 Banyaknya Pelanggar Hukum (Tersangka dan Terdakwa) Menurut Jenis Kelamin, Usia, Kewarganegaraan (Perkara-Perkara dari Kepolisian), 2019-2021**  
***Number of Lawbreakers (Suspect and Defendant) by Sex, Age and Citizenship (Cases of Police Department), 2019-2021***

<b>Golongan Pelaku</b> <i>Category of Offender</i>	<b>Jenis Kelamin</b> <i>Sex</i>	<b>2019</b>	<b>2020</b>	<b>2021</b>
(1)	(2)	(3)	(4)	(5)
Dewasa / <i>Adult</i>	Laki-Laki / <i>Male</i>	424	316	402
	Perempuan / <i>Female</i>	41	55	45
Anak-Anak / <i>Children</i>	Laki-Laki / <i>Male</i>	3	8	9
	Perempuan / <i>Female</i>	0	0	0
Orang Asing / <i>Foreigner</i>	Laki-Laki / <i>Male</i>	24	7	20
	Perempuan / <i>Female</i>	2	1	2
<b>Jumlah/Total</b>		<b>494</b>	<b>387</b>	<b>478</b>

Sumber/Source: Kejaksaan Negeri Badung/ *District Attorney of Badung*

**Tabel**  
**Table** 4.3.20

**Banyaknya Satgas Hansip, Matrik Hansip, Kualifikasi dan Klasifikasi Pendidikan Hansip di Kabupaten Badung, 2021**  
**Number of Civil Defense, Qualifications and Educational Classification in Badung Regency, 2021**

Kecamatan <i>Subdistricts</i>	Satgas Hansip Desa/Kelurahan <i>Civil Defense</i>			Satgas Matrik Hansip <i>Civil Defense</i>		
	Laki-Laki <i>Male</i>	Perempuan <i>Female</i>	Jumlah <i>Total</i>	Laki-Laki <i>Male</i>	Perempuan <i>Female</i>	Jumlah <i>Total</i>
(1)	(2)	(3)	(4)	(5)	(6)	(7)
Kuta Selatan	233	0	233	0	0	0
Kuta	143	0	143	0	0	0
Kuta Utara	203	0	203	0	0	0
Mengwi	611	31	642	0	0	0
Abiansemal	556	0	556	0	0	0
Petang	233	0	233	0	0	0
<b>Jumlah/Total</b>	<b>1 979</b>	<b>31</b>	<b>2 010</b>	<b>0</b>	<b>0</b>	<b>0</b>

*berlanjut/ continued...*

W " t ftux©Continued Table ; 5 97

Kecamatan Subdistricts	Kualifikasi Qualification					
	Linmas / Public Protection		Kamra / Community Security		Bankamdes/kel / Village Security Assistance	
	Laki-Laki Male	Perempuan Female	Laki-Laki Male	Perempuan Female	Laki-Laki Male	Perempuan Female
(1)	(8)	(9)	(10)	(11)	(12)	(13)
Kuta Selatan	0	0	0	0	0	0
Kuta	0	0	0	0	0	0
Kuta Utara	0	0	0	0	0	0
Mengwi	0	0	0	0	0	0
Abiansemal	0	0	0	0	0	0
Petang	0	0	0	0	0	0
<b>Jumlah/Total</b>	<b>0</b>	<b>0</b>	<b>0</b>	<b>0</b>	<b>0</b>	<b>0</b>

berlanjut/ continued...

W " t ftux©Continued Table; 5 97

Kecamatan Subdistricts	Kualifikasi Qualification					
	Latsar		Suskalak B		Suskalak A	
	Laki-Laki Male	Perempuan Female	Laki-Laki Male	Perempuan Female	Laki-Laki Male	Perempuan Female
(1)	(14)	(15)	(16)	(17)	(18)	(19)
Kuta Selatan	0	0	0	0	0	0
Kuta	0	0	0	0	0	0
Kuta Utara	0	0	0	0	0	0
Mengwi	0	0	0	0	0	0
Abiansemal	0	0	0	0	0	0
Petang	0	0	0	0	0	0
<b>Jumlah/Total</b>	<b>0</b>	<b>0</b>	<b>0</b>	<b>0</b>	<b>0</b>	<b>0</b>

berlanjut/ continued...

W " t ftuxContinued Table ; 5 97

Kecamatan Subdistricts	Kualifikasi Qualification			
	Suskapin		Linmas Inti / Core Public Protection	
	Laki-Laki Male	Perempuan Female	Laki-Laki Male	Perempuan Female
(1)	(20)	(21)	(22)	(23)
Kuta Selatan	0	0	0	0
Kuta	0	0	0	0
Kuta Utara	0	0	0	0
Mengwi	0	0	0	0
Abiansemal	0	0	0	0
Petang	0	0	0	0
<b>Jumlah/Total</b>	<b>0</b>	<b>0</b>	<b>0</b>	<b>0</b>

Sumber : Satuan Polisi Pamong Praja  
 Source : Civil Service Police Unit



**Tabel**  
**Table** 4.3.21

**Banyaknya Proyek Swadaya Masyarakat yang Bersumber dari Dana Swadaya Murni Masyarakat, Swadaya Penunjang, 2021**  
**Number of Self-Funded Community Projects by Subdistricts in Badung Regency, 2021**

Kecamatan Subdistricts	Jumlah Kegiatan Fisik dan Non Fisik Number of Project	Swadaya Murni Masyarakat Community Projects		Jumlah Total
		Fisik Physics	Non Fisik Non Physics	
(1)	(2)	(3)	(4)	(5)
Kuta Selatan	112	-	1 573 331 650	1 573 331 650
Kuta	-	-	-	-
Kuta Utara	294	1 191 840 001	2 619 329 058	3 811 169 059
Mengwi	2 101	445 899 002	13 093 568 299	13 539 467 301
Abiansemal	1 192	1 484 141 205	39 907 953 565	41 392 094 770
Petang	950	9 085 769 502	15 359 801 802	24 445 571 304
<b>Jumlah/Total</b>	<b>4 649</b>	<b>23 985 941 095</b>	<b>226 899 093 929</b>	<b>250 885 035 024</b>

Sumber : Dinas Pemberdayaan Masyarakat dan Desa Kabupaten Badung.

Source : Department of Community and Village Empowerment of Badung Regency

W " t ftux@Continued Table ; 5 98

Kecamatan Subdistricts	Jumlah Kegiatan Fisik dan Non Fisik Number of Project	Bantuan Penunjang Additional Funding		Jumlah Total
		Fisik Physics	Non Fisik Non Physics	
(1)	(2)	(6)	(7)	(8)
Kuta Selatan	112	-	1 610 000	1 610 000
Kuta	-	-	-	-
Kuta Utara	294	615 345 000	1 145 385 620	1 760 730 620
Mengwi	2 101	506 141 000	4 132 886 500	4 639 027 500
Abiansemal	1 192	1 857 252 038	2 112 266 310	3 969 518 348
Petang	950	1 957 976 000	240 765 000	2 198 741 000
<b>Jumlah/Total</b>	<b>4 649</b>	<b>4 936 714 038</b>	<b>7 632 913 430</b>	<b>12 569 627 468</b>

Sumber : Dinas Pemberdayaan Masyarakat dan Desa Kabupaten Badung.

Source : Department of Community and Village Empowerment of Badung Regency

**Tabel**  
**Table** 4.3.22

**Permohonan Hak Guna Bangunan atas Tanah Negara di  
Kabupaten Badung, 2021**  
*Application for Building Concession at State Land in Badung  
Regency, 2021*

Bulan Month	Hak Guna Bangunan/ Building Concession			
	Permohonan yang Masuk		Difatwakan ke Kanwil	
	Jumlah	Luas	Jumlah	Luas
(1)	(2)	(3)	(4)	(5)
Januari/January	-	-	-	-
Februari/February	-	-	-	-
Maret/March	-	-	-	-
April/April	-	-	-	-
Mei/May	2	5 610	-	-
Juni/June	1	8 310	-	-
Juli/July	-	-	-	-
Agustus/August	-	-	-	-
September/September	-	-	-	-
Oktober/October	-	-	-	-
November/November	-	-	-	-
Desember/December	-	-	-	-
<b>Jumlah/Total</b>	<b>3</b>	<b>13 920</b>	<b>-</b>	<b>-</b>

Sumber : Badan Pertanahan Kabupaten Badung  
Source : National Land Board of Badung Regency

**Tabel** 4.3.23 **Banyaknya Penerbitan Sertifikat Tanah di Kabupaten Badung, 2021**  
**Table** *Number of Published Land Certificate in Badung Regency, 2021*

Jenis Sertifikat Tanah <i>Kinds of Land Certificate</i>	Jumlah <i>Total</i>
(1)	(2)
Hak Milik / <i>Land Property Rights</i>	5 561
Hak Guna Bangunan / <i>Land Use Rights of the Building</i>	485
Hak Guna Usaha / <i>Land Lease Right</i>	-
Hak Pakai / <i>Land Use Rights</i>	156
Hak Pengelolaan / <i>Land Management Rights</i>	-
Wakaf / <i>Waqf Land</i>	2
Pemberian HGB/HP di atas Sertifikat Hak Milik berdasarkan Akte PPAT tanpa pengukuran	-
<b>Jumlah/Total</b>	<b>6204</b>

Sumber : Badan Pertanahan Kabupaten Badung

Source : *National Land Board of Badung Regency*

**Tabel**  
**Table** 4.3.24

**Banyaknya Perkara Perdata yang Masuk dan Diputus di  
Pengadilan Negeri Denpasar, 2021**  
**Number of Civil Law That Entered and Decided in Denpasar  
District Court, 2021**

Bulan Month	Masuk Entered	Diputus Decided	Sisa Rest
(1)	(2)	(3)	(4)
Januari / January	126	81	424
Pebruari / February	110	115	419
Maret / March	87	151	355
April / April	84	75	364
Mei / May	125	87	402
Juni / June	126	129	399
Juli / July	80	106	373
Agustus / August	85	103	355
September / September	107	113	349
Oktober / October	110	123	336
Nopember / November	88	77	347
Desember / December	95	94	348
<b>Jumlah/Total</b>	<b>1 223</b>	<b>1 254</b>	<b>4 471</b>

Sumber : Pengadilan Negeri Denpasar

Source : District Court of Denpasar

**Tabel 4.3.25** Banyaknya Perkara Pidana yang Masuk dan Diputus di Pengadilan Negeri Denpasar, 2021  
**Number of Criminal Law That Entered and Decided in Denpasar District Court, 2021**

Bulan Month	Masuk Entered	Diputus Decided	Sisa Rest
(1)	(2)	(3)	(4)
Januari / January	92	105	198
Pebruari / February	85	119	164
Maret / March	115	99	180
April / April	89	54	215
Mei / May	89	89	215
Juni / June	127	129	213
Juli / July	91	85	219
Agustus / August	113	102	230
September / September	138	150	218
Oktober / October	87	103	202
Nopember / November	93	96	199
Desember / December	134	117	216
<b>Jumlah/Total</b>	<b>1 253</b>	<b>1 248</b>	<b>2 469</b>

Sumber : Pengadilan Negeri Denpasar

Source : District Court of Denpasar

**Tabel**  
**Table** 4.3.26

**Banyaknya Perkara yang Diputus oleh Pengadilan Negeri  
Denpasar Menurut Golongan Kejahatan, 2021**  
*Number of Cases Decided by Denpasar District Court  
Detailed According to The Category of Crime, 2021*

Bulan Month	Golongan Kejahatan Category of Crime				
	Pelanggaran Lalu Lintas Traffic violations	Pencurian Theft	Penggelapan Embezzlement	Perjudian Gambling	Penganiayaan Persecution
(1)	(2)	(3)	(4)	(5)	(6)
Januari / January	1	25	9	0	3
Pebruari / February	0	32	11	1	3
Maret / March	0	20	9	0	1
April / April	0	14	4	0	2
Mei / May	1	17	5	3	3
Juni / June	2	17	7	1	5
Juli / July	1	14	8	0	2
Agustus / August	1	25	5	0	3
September / September	2	38	11	2	6
Oktober / October	1	24	11	1	3
Nopember / November	2	18	2	2	2
Desember / December	1	29	11	15	2
<b>Jumlah/Total</b>	<b>12</b>	<b>273</b>	<b>93</b>	<b>25</b>	<b>35</b>

*berlanjut/ continued...*

W " t ftux@Continued Table ; 5 9@

Bulan Month	Golongan Kejahatan Category of Crime					
	Pembunuhan Murder	Penghinaan Insult	Kejahatan Susila Crime of Immorality	Pemalsuan Counterfeiting	Perusakan Barang Destruction of Goods	Narkotika Narcotics
(1)	(7)	(8)	(9)	(10)	(11)	(12)
Januari / January	-	-	-	-	-	58
Pebruari / February	-	1	-	2	-	56
Maret / March	2	-	-	1	-	40
April / April	-	-	-	-	-	20
Mei / May	-	-	-	1	1	41
Juni / June	2	-	1	-	-	70
Juli / July	1	-	-	1	-	44
Agustus / August	1	-	1	-	-	54
September / September	2	-	1	1	-	66
Oktober / October	-	-	-	-	-	46
Nopember / November	-	-	-	1	-	55
Desember / December	-	-	-	-	-	50
<b>Jumlah/Total</b>	<b>8</b>	<b>1</b>	<b>3</b>	<b>7</b>	<b>1</b>	<b>600</b>

Sumber : Pengadilan Negeri Denpasar

Source : District Court of Denpasar



#### 4.4 KEMISKINAN POVERTY

**Tabel 4.4.1** Garis Kemiskinan, Jumlah, dan Persentase Penduduk Miskin di Kabupaten Badung, 2015-2021  
*Poverty Line, Number, and Percentage of Poor People in Badung Regency, 2015–2021*

Tahun Year	Garis Kemiskinan (rupiah/kapita/bulan) Poverty Line (rupiah/capita/month)	Jumlah Penduduk Miskin (ribu) Number of Poor People (thousand)	Persentase Penduduk Miskin Percentage of Poor People
(1)	(2)	(3)	(4)
2015	454 916	14,40	2,33
2016	470 732	12,91	2,06
2017	500 885	13,16	2,06
2018	534 069	12,97	1,98
2019	547 186	11,89	1,78
2020	587 737	13,75	2,02
2021	613 993	18,52	2,62

Sumber/Source: .BPS, Survei Sosial Ekonomi Nasional Maret/BPSOStatistics Indonesia, March National Socioeconomic Survey

**Tabel** 4.4.2 **Indeks Kedalaman Kemiskinan dan Indeks Keparahan Kemiskinan di Kabupaten Badung, 2015–2021**  
**Table** 4.4.2 **Poverty Gap Index and Poverty Severity Index in Badung Regency, 2015–2021**

Tahun Year	Indeks Kedalaman Kemiskinan Poverty Gap Index	Indeks Keparahan Kemiskinan Poverty Severity Index
(1)	(2)	(3)
2015	0,17	0,02
2016	0,19	0,05
2017	0,21	0,05
2018	0,28	0,07
2019	0,16	0,03
2020	0,31	0,07
2021	0,43	0,10

Sumber/Source: BPS, Survei Sosial Ekonomi Nasional Maret/BPSOStatistics Indonesia, March National Socioeconomic Survey

**05**

**PERTANIAN, KEHUTANAN, PETERNAKAN,  
DAN PERIKANAN  
AGRICULTURE, FORESTRY, LIVESTOCK,  
AND FISHERY**

**113.950 kg**  
*Jahe/Ginger*

**2.970.000 kg**  
*Kunyit/Turmeric*

**107.250 kg**  
*Laos/Lengkuas/Galanga*



Tanaman Biofarmaka dominan dihasilkan  
di Kecamatan Petang

*Biopharmaceutical plants are dominantly produced in  
Petang Subdistrict*



**PENJELASAN TEKNIS**

**TECHNICAL NOTES**

85 W"t t t" twt@ " @"t  
 x t t t z ux xt<sup>1/4</sup> xt<sup>1/2</sup>  
 wt wut t - @" x t t z  
 /zt@ zt @ t@ t 1/2  
 x t"t 6 x t@ 1/2 t-3 t z  
 u t t t w-t t - tw- t t"  
 t t x t wt z wt - t t  
 w-x @" t t t @"t  
 x xu 5 W"t t z w- t<sup>1/2</sup> w  
 x t 1/2 @"t t z x wtyt  
 w- bt"t<sup>1/2</sup> L - Lt z t 3 T t  
 bx ut z t Ntx t"3 @"t  
 ux z<sup>1/2</sup> 1/3 @"t x u t 3 @"t  
 t t t z w-t t - tw- wt  
 @"t ux<sup>1/2</sup> t t t t" t  
 t z x@" w-t w<sup>1/2</sup> t t" 3ut-<sup>1/2</sup>  
 t z w-t t - tw-3 t@ -t t t  
 t t t x - @- t5

95 fxzt@xu twt@ " @"t  
 x t t u 1/2 t t" /@"t  
 1/x - z0 t z w-t t - t t t  
 x - t t t" t wt  
 x -t" wx zt "t@ t x<sup>1/2</sup>-t  
 t" x t x zz tt t  
 -wt<sup>1/2</sup>ux - wt" - wt" 5

: 5 Wwt z@ t twt@ " @"t  
 x t t u 1/2 t t"  
 /@"t 1/x - z0 t z u t t t  
 w-t t - t t t x - wt  
 x zz tt t" t t x -  
 t t wt - 3<sup>1/2</sup>x wt t<sup>1/2</sup>  
 w-- zzt@i u@ wt" -wt<sup>1/2</sup>  
 u @z- /ux - wt" 4 - wt" @  
 Vx z<sup>1/2</sup>-t @"t --uxux t t  
 t" 1/x wt t<sup>1/2</sup> w<sup>1/2</sup>x "t<sup>1/2</sup>  
 1/x ut@<sup>1/2</sup> wt" u 5

; 5 W"t t z x x t t -wt<sup>1/2</sup>  
 w- t"t<sup>1/2</sup> twt@ " @"t t z

1. Rice fields are agricultural land that is divided into plots and is limited by embankments (galangan), channels to hold/channel water, which is usually planted with lowland rice regardless of where it was obtained or the status of the land. The land in question includes land registered with the Land Building Tax, Regional Development Fee, crooked land, serobotan land, swamp land planted with rice and land of former annual crops that have been converted into rice fields, whether planted with rice, secondary crops or other seasonal crops.

2. Tegal/garden is non-rice field agricultural land (dry land) which is planted with annual or annual crops and is separated from the yard around the house and its use does not move.

3. Ladang/Huma is non-rice field agricultural land (dry land) which is usually planted with seasonal crops and its use is only for one or two seasons, then it will be abandoned when it is no longer fertile (moving around). It is possible that this land will be reworked a few years later if it is fertile.

4. Temporarily uncultivated land is land which is usually cultivated but



ULASAN

DESCRIPTION

LKL 7= x t 01 x t z  
 bx t t 3 Vx" t t 3 bx x t 1/2  
 x t bx 1/2 t 5 btwt utu --  
 w-t 01 x t u utu t-  
 S 1/2 0 t 3bx 1/2xu t 3bx x t 1/2 3  
 wt bx 1/2 t 5 ftux 0 t z w-t" 1/2  
 twt utu - 3x wt t 0 t t x 3" t 0  
 w 1/2 - x t 0 t 0" t wt - t t t  
 t t 3 u- yt t 1/2 3 u t" 4u t" t 5  
 ex 0 - 3 x wt t " t 0 x 1/2xu t 3  
 x x t 1/2 3wt " zt utz t x 1/2 t  
 t z x vt 1/2 ut t 1/2 " t 0 t 0"  
 t t utz t w 1/2 - 1/2 x t  
 0 t wt 0 - " t 0 x x 0" t t t 1/2  
 w-Vtu t x Lt看 z 5

CHAPTER 05 presents about Agriculture, Forestry, Livestock and Fisheries. This chapter presents four sub-chapters, namely Horticulture, Plantations, Livestock and Fisheries. The table presented in this chapter shows the harvested area, production yield and land area of vegetables, biopharmaceuticals, and fruits. In addition, there are plantation, animal husbandry and fishery products which cover many things, one of which is fish production and the area and value of fish rearing products in Badung Regency.

Rt ut =B x t 01 w 1/2 -  
 1/2 ut t" w-Vtu t x Lt看 z  
 t" 9798 t z x w- - wt - 1/2  
 0 wt 1/2 wt t wt -L 0 Lt t -  
 t t-L 0 Nx x ux 5 xvt t  
 x 0" t ut" t w 1/2 - 1/2 0 0u"  
 ut t 1/2 wut w- z 1/2 1/2 wt t twt  
 x t u 0 5 w 1/2 - 1/2 x ut t 1/2  
 twt 0" twt u 0 U - x vt t-  
 8B@B9 5Rt ut ; 9 x " 1/2  
 0 - w 1/2 - 1/2 ut t" w-Vtu t x  
 Lt看 z 5 x" t 0 wx zt w 1/2 - 3  
 t 1/2 0 - w 1/2 - t z w- x 0"  
 " zt x " 1/2 0 - x - zz- w-  
 L 0 " - 5

Figure 5.1 shows the production of wet fish in Badung Regency in 2021 which consists of marine fish and land fish from January to December. In general, it is seen that the production of marine fish is more than that of land fish in every month. the highest fish production was in June reaching 1866.12 tons. Figure 4.2 shows the value of wet fish production in Badung Regency. in line with production, the production value obtained also shows the highest value in June.

**Gambar** 5.1  
**Figures**

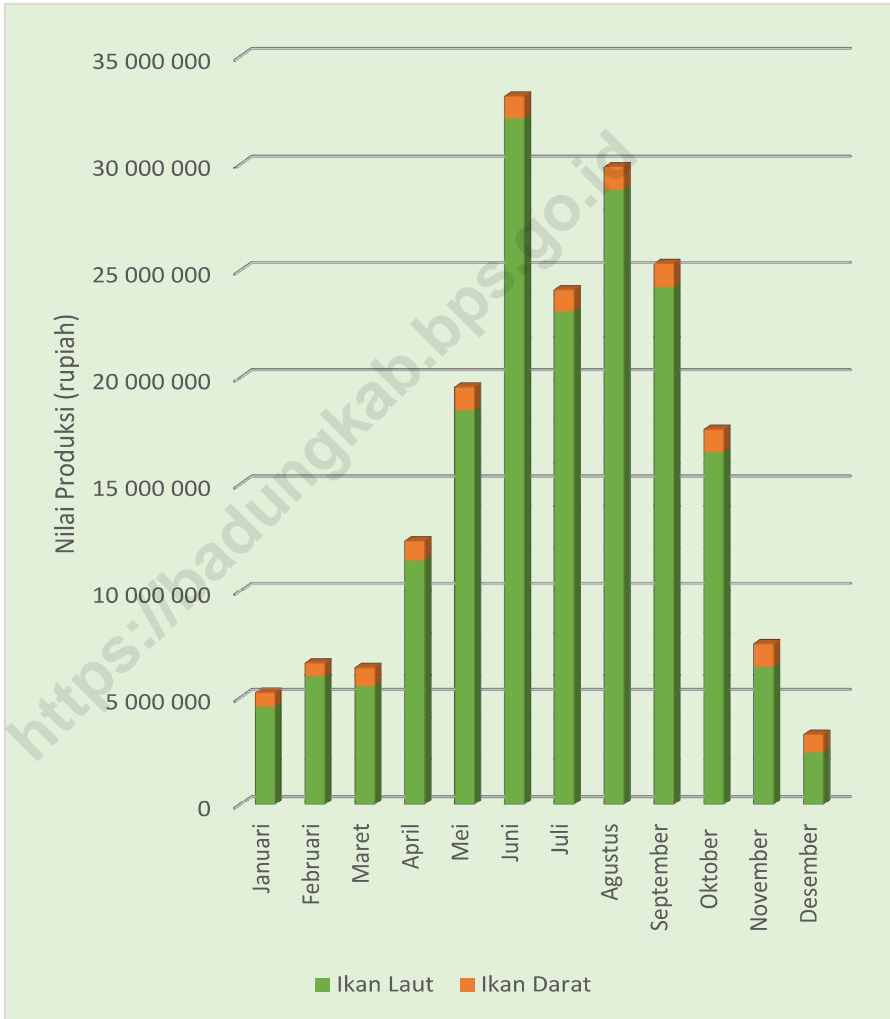
**Produksi Ikan Basah di Kabupaten Badung, 2021**  
**Number of Fresh Fishes in Badung Regency, 2021**





**Gambar** 5.2  
**Figures**

**Nilai Produksi Ikan Basah di Kabupaten Badung, 2021**  
**Number of Fresh Fishes in Badung Regency, 2021**





## 5.1 HORTIKULTURA HORTICULTURE

**Tabel** 5.1.1 **Luas Panen Tanaman Sayuran Menurut Kecamatan dan Jenis Tanaman (ha), 2020 dan 2021**  
**Table** 5.1.1 **Harvested Area of Vegetables by Subdistrict and Kind of Plant (ha), 2020 and 2021**

Kecamatan Subdistrict	"Bawang Daun/ Scallion (ha/ ha)"		"Bawang Merah/ Shallots (ha/ ha)"	
	2020	2021	2020	2021
(1)	(2)	(3)	(4)	(5)
Kuta Selatan	0,00	0,00	0,00	0,00
Kuta	0,00	0,00	0,00	0,00
Kuta Utara	0,00	0,00	0,00	0,00
Mengwi	0,00	0,00	0,00	0,00
Abiansemal	0,00	0,00	0,00	0,00
Petang	0,00	0,00	0,00	0,00
<b>Badung</b>	<b>0,00</b>	<b>0,00</b>	<b>0,00</b>	<b>0,00</b>

*berlanjut/ continued...*

W " t ftux@Continued Table = 8B

Kecamatan Subdistrict	"Bawang Putih/ Garlic (ha/ ha)"		"Bayam/ Spinach (ha/ ha)"		"Blewah/ Blewah (ha/ ha)"	
	2020	2021	2020	2021	2020	2021
(1)	(6)	(7)	(8)	(9)	(10)	(11)
Kuta Selatan	0,00	0,00	0,00	0,00	0,00	-
Kuta	0,00	0,00	0,00	0,00	0,00	-
Kuta Utara	0,00	0,00	0,00	0,04	0,00	-
Mengwi	0,00	0,00	0,00	0,00	0,00	-
Abiansemal	0,00	0,00	0,00	0,00	0,00	-
Petang	0,00	0,00	0,00	48,00	0,00	-
<b>Badung</b>	<b>0,00</b>	<b>0,00</b>	<b>0,00</b>	<b>48,04</b>	<b>0,00</b>	<b>-</b>

berlanjut/ continued..

W " t ftux@Continued Table =8B

Kecamatan Subdistrict	"Buncis/string bean (ha/ha)"		"Cabai Besar/ Chili/ Big chili (ha/ha)"		"Cabai Rawit/ Chili/ Cayenne Pepper (ha/ha)"	
	2020	2021	2020	2021	2020	2021
(1)	(12)	(13)	(14)	(15)	(16)	(17)
Kuta Selatan	0,00	0,00	0,00	0,00	0,00	0,00
Kuta	0,00	0,00	0,00	0,00	0,00	0,00
Kuta Utara	0,00	0,00	0,00	0,15	0,00	0,00
Mengwi	0,00	0,00	3,00	1,00	15,00	10,00
Abiansemal	0,00	0,00	3,00	3,60	8,00	15,50
Petang	72,00	41,00	37,00	8,00	61,00	45,50
<b>Badung</b>	<b>72,00</b>	<b>41,00</b>	<b>43,00</b>	<b>12,75</b>	<b>84,00</b>	<b>71,00</b>

berlanjut/continued...

W " t ftux@Continued Table = 8B

Kecamatan Subdistrict	"Jamur/ Mushrooms (m2/ m2)"		"Kacang Merah/ Red Beans (ha/ ha)"		"Kacang Panjang/ Long Beans (ha/ ha)"	
	2020	2021	2020	2021	2020	2021
(1)	(18)	(19)	(20)	(21)	(22)	(23)
Kuta Selatan	0,00	0,00	0,00	-	0,00	0,00
Kuta	0,00	0,00	0,00	-	0,00	0,00
Kuta Utara	0,00	0,00	0,00	-	0,00	0,04
Mengwi	3 000,00	3 000,00	0,00	-	14,00	17,00
Abiansemal	0,00	198,00	0,00	-	4,00	2,75
Petang	0,00	0,00	0,00	-	0,00	8,00
<b>Badung</b>	<b>3 000,00</b>	<b>3 198,00</b>	<b>0,00</b>	<b>-</b>	<b>18,00</b>	<b>27,79</b>

berlanjut/ continued...

W " t ftux©Continued Table = 55

Kecamatan Subdistrict	"Kangkung/ Water Spinach (ha/ ha)"		"Kembang Kol/ Cauliflower (ha/ ha)"		"Kentang/ Potato (ha/ ha)"	
	2020	2021	2020	2021	2020	2021
(1)	(24)	(25)	(26)	(27)	(28)	(29)
Kuta Selatan	0,00	0,00	0,00	0,00	0,00	0,00
Kuta	4,00	5,00	0,00	0,00	0,00	0,00
Kuta Utara	0,00	0,04	0,00	0,00	0,00	0,00
Mengwi	1,00	0,00	0,00	0,00	0,00	0,00
Abiansemal	7,00	0,00	0,00	0,00	0,00	0,00
Petang	0,00	4,00	0,00	0,00	0,00	0,00
<b>Badung</b>	<b>12,00</b>	<b>9,04</b>	<b>0,00</b>	<b>0,00</b>	<b>0,00</b>	<b>0,00</b>

berlanjut/ continued...

W " t ftux©Continued Table =55

Kecamatan Subdistrict	"Ketimun/ Cucumber (ha/ ha)"		"Kubis/ Cabbage (ha/ ha)"		"Labu Siam/ Chayote (ha/ ha)"	
	2020	2021	2020	2021	2020	2021
(1)	(30)	(31)	(32)	(33)	(34)	(35)
Kuta Selatan	0,00	0,00	0,00	0,00	0,00	0,00
Kuta	0,00	0,00	0,00	0,00	0,00	0,00
Kuta Utara	0,00	0,00	0,00	0,00	0,00	0,00
Mengwi	0,00	0,00	0,00	0,00	0,00	0,00
Abiansemal	1,00	0,00	0,00	0,00	0,00	0,00
Petang	31,00	35,00	24,00	45,00	157,00	127,00
<b>Badung</b>	<b>32,00</b>	<b>35,00</b>	<b>24,00</b>	<b>45,00</b>	<b>157,00</b>	<b>127,00</b>

berlanjut/ continued..



W " t ftux©Continued Table = 55

Kecamatan Subdistrict	"Lobak/ Radish (ha/ ha)"		"Melon/ Melon (ha/ ha)"		"Paprika/ Bell Pepper (ha/ ha)"	
	2020	2021	2020	2021	2020	2021
(1)	(36)	(37)	(38)	(39)	(40)	(41)
Kuta Selatan	0,00	-	0,00	0,00	0,00	0,00
Kuta	0,00	-	0,00	0,00	0,00	0,00
Kuta Utara	0,00	-	1,00	0,00	0,00	0,00
Mengwi	0,00	-	0,00	1,00	0,00	0,00
Abiansemal	0,00	-	0,00	0,00	0,00	0,00
Petang	0,00	-	0,00	0,00	0,00	0,00
<b>Badung</b>	<b>0,00</b>	<b>-</b>	<b>1,00</b>	<b>1,00</b>	<b>0,00</b>	<b>0,00</b>

berlanjut/ continued...

W " t ft ux @ CContinued Table = 33

Kecamatan Subdistrict	"Petsai/Sawi/ Chinese Cabbage/mustard green (ha/ ha)"		"Semangka/ Watermelon (ha/ ha)"		"Stroberi/ Strawberry (ha/ ha)"	
	2020	2021	2020	2021	2020	2021
(1)	(42)	(43)	(44)	(45)	(46)	(47)
Kuta Selatan	0,00	0,00	0,00	0,00	0,00	0,00
Kuta	0,00	0,00	0,00	0,00	0,00	0,00
Kuta Utara	0,00	0,00	0,00	0,00	0,00	0,00
Mengwi	0,00	0,00	74,00	24,00	0,00	0,00
Abiansemal	0,00	0,00	6,00	5,00	0,00	0,00
Petang	0,00	2,00	0,00	0,00	0,00	0,00
<b>Badung</b>	<b>0,00</b>	<b>2,00</b>	<b>80,00</b>	<b>29,00</b>	<b>0,00</b>	<b>0,00</b>

berlanjut/ continued...

W " t ft ux ©Continued Table = 53

Kecamatan Subdistrict	"Terung/ Eggplant (ha/ ha)"		"Tomat/ Tomato (ha/ ha)"		"Wortel/ Carrot (ha/ ha)"	
	2020	2021	2020	2021	2020	2021
(1)	(48)	(49)	(50)	(51)	(52)	(53)
Kuta Selatan	0,00	0,00	0,00	0,00	0,00	0,00
Kuta	0,00	0,00	0,00	0,00	0,00	0,00
Kuta Utara	0,00	0,00	0,00	0,00	0,00	0,00
Mengwi	0,00	0,00	1,00	2,00	0,00	0,00
Abiansemal	0,00	0,00	0,00	0,00	0,00	0,00
Petang	7,00	9,00	37,00	38,00	0,00	0,00
<b>Badung</b>	<b>7,00</b>	<b>9,00</b>	<b>38,00</b>	<b>40,00</b>	<b>0,00</b>	<b>0,00</b>

Catatan/Note: Data Blewah, Kacang Merah, dan Lobak tidak dikumpulkan pada tahun 2021/ *Cantaloupe, Red Beans and Radish data not collected in 2021*

Sumber/Source: BPS, Statistik Pertanian Hortikultura SPH-SBS/BPS-Statistics Indonesia, *Agricultural Statistic for Horticulture SPH-SBS*

**Tabel** 5.1.2 **Produksi Tanaman Sayuran Menurut Kecamatan dan Jenis Tanaman (ton), 2020 dan 2021**  
**Table** 5.1.2 **Production of Vegetables by Subdistrict and Kind of Plant (ton), 2020 dan 2021**

Kecamatan Subdistrict	"Bawang Daun/ Scallion (kw/ qui)"		"Bawang Merah/ Shallots (kw/ qui)"	
	2020	2021	2020	2021
(1)	(2)	(3)	(4)	(5)
Kuta Selatan	0,00	0,00	0,00	0,00
Kuta	0,00	0,00	0,00	0,00
Kuta Utara	0,00	0,00	0,00	0,00
Mengwi	0,00	0,00	0,00	0,00
Abiansemal	0,00	0,00	158,00	0,00
Petang	0,00	0,00	0,00	0,00
<b>Badung</b>	<b>0,00</b>	<b>0,00</b>	<b>158,00</b>	<b>0,00</b>

berlanjut/ continued..

W " t ftuxContinued Table = 59

Kecamatan Subdistrict	"Bawang Putih/ Garlic (kw/ qui)"		"Bayam/ Spinach (kw/qui)"		"Blewah/ Blewah (kw/ qui)"	
	2020	2021	2020	2021	2020	2021
(1)	(6)	(7)	(8)	(9)	(10)	(11)
Kuta Selatan	0,00	0,00	0,00	0,00	0,00	-
Kuta	0,00	0,00	0,00	0,00	0,00	-
Kuta Utara	0,00	0,00	0,00	2,04	0,00	-
Mengwi	0,00	0,00	0,00	0,00	0,00	-
Abiansemal	0,00	0,00	0,00	0,00	0,00	-
Petang	0,00	0,00	0,00	48,00	0,00	-
<b>Badung</b>	<b>0,00</b>	<b>0,00</b>	<b>0,00</b>	<b>50,04</b>	<b>0,00</b>	<b>-</b>

berlanjut/ continued...

W " t ftuxContinued Table = 89

Kecamatan Subdistrict	"Buncis/ string bean (kw/ qui)"		"Cabai Besar/ Chili/Big chili (kw/ qui)"		"Cabai Rawit/ Chili/ Cayenne Pepper (kw/ qui)"	
	2020	2021	2020	2021	2020	2021
(1)	(12)	(13)	(14)	(15)	(16)	(17)
Kuta Selatan	0,00	0,00	0,00	0,00	0,00	0,00
Kuta	0,00	0,00	0,00	0,00	0,00	0,00
Kuta Utara	0,00	0,00	0,00	30,00	0,00	0,00
Mengwi	0,00	0,00	298,00	80,00	1 280,00	529,00
Abiansemal	0,00	0,00	360,00	216,00	1 711,00	1 174,00
Petang	8 232,00	6 425,00	3 900,00	1 714,00	7 490,00	7 449,55
<b>Badung</b>	<b>8 232,00</b>	<b>6 425,00</b>	<b>4 558,00</b>	<b>2 040,00</b>	<b>10 481,00</b>	<b>9 152,55</b>

berlanjut/ continued...

W " t ftuxContinued Table = 39

Kecamatan Subdistrict	"Jamur/ Mushrooms (kg/ kg)"		"Kacang Merah/ Red Beans (kw/ qui)"		"Kacang Panjang/ Long Beans (kw/ qui)"	
	2020	2021	2020	2021	2020	2021
(1)	(18)	(19)	(20)	(21)	(22)	(23)
Kuta Selatan	0,00	0,00	0,00	-	0,00	0,00
Kuta	0,00	0,00	0,00	-	0,00	0,00
Kuta Utara	0,00	0,00	0,00	-	0,00	14,08
Mengwi	48 890,00	18 000,00	0,00	-	590,00	903,00
Abiansemal	0,00	60,30	0,00	-	350,00	870,00
Petang	0,00	0,00	0,00	-	0,00	16,00
<b>Badung</b>	<b>48 890,00</b>	<b>18 060,30</b>	<b>0,00</b>	<b>-</b>	<b>940,00</b>	<b>1 803,08</b>

berlanjut/ continued...

W " t ftuxContinued Table = 59

Kecamatan Subdistrict	"Kangkung/ Water Spinach (kw/ qui)"		"Kembang Kol/ Cauliflower (kw/ ha)"		"Kentang/ Potato (kw/ qui)"	
	2020	2021	2020	2021	2020	2021
(1)	(24)	(25)	(26)	(27)	(28)	(29)
Kuta Selatan	0,00	0,00	0,00	0,00	0,00	0,00
Kuta	1 450,00	1 320,00	0,00	0,00	0,00	0,00
Kuta Utara	20,00	6,08	0,00	0,00	0,00	0,00
Mengwi	335,00	0,00	0,00	0,00	0,00	0,00
Abiansemal	66,00	0,00	0,00	0,00	0,00	0,00
Patang	0,00	8,00	0,00	0,00	0,00	0,00
<b>Badung</b>	<b>1 871,00</b>	<b>1 334,08</b>	<b>0,00</b>	<b>0,00</b>	<b>0,00</b>	<b>0,00</b>

berlanjut/ continued...



W " t ft ux ©Continued Table = 39

Kecamatan Subdistrict	"Ketimun/ Cucumber (kw/ qui)"		"Kubis/ Cabbage (kw/ qui)"		"Labu Siam/ Chayote (kw/ qui)"	
	2020	2021	2020	2021	2020	2021
(1)	(30)	(31)	(32)	(33)	(34)	(35)
Kuta Selatan	0,00	0,00	0,00	0,00	0,00	0,00
Kuta	0,00	0,00	0,00	0,00	0,00	0,00
Kuta Utara	0,00	0,00	0,00	0,00	0,00	0,00
Mengwi	0,00	0,00	0,00	0,00	0,00	0,00
Abiansemal	400,00	0,00	0,00	0,00	0,00	0,00
Patang	5 520,00	7 445,09	2 160,00	3 602,00	691 430,00	556 890,00
<b>Badung</b>	<b>5 920,00</b>	<b>7 445,09</b>	<b>2 160,00</b>	<b>3 602,00</b>	<b>691 430,00</b>	<b>556 890,00</b>

berlanjut/ continued...

W " t ftuxContinued Table = 59

Kecamatan Subdistrict	"Lobak/ Radish (kw/ qui)"		"Melon/ Melon (kw/ qui)"		"Paprika/ Bell Pepper (kw/ qui)"	
	2020	2021	2020	2021	2020	2021
(1)	(36)	(37)	(38)	(39)	(40)	(41)
Kuta Selatan	0,00	-	0,00	0,00	0,00	0,00
Kuta	0,00	-	0,00	0,00	0,00	0,00
Kuta Utara	0,00	-	97,00	0,00	0,00	0,00
Mengwi	0,00	-	0,00	200,00	0,00	0,00
Abiansemal	0,00	-	0,00	0,00	0,00	0,00
Petang	0,00	-	0,00	0,00	0,00	0,00
<b>Badung</b>	<b>0,00</b>	<b>-</b>	<b>97,00</b>	<b>200,00</b>	<b>0,00</b>	<b>0,00</b>

berlanjut/ continued...

V t x t u x CContinued Table = 59

Kecamatan Subdistrict	"Petsai/Sawi/ Chinese Cabbage/ mustard green (kw/ qui)"		"Semangka/ Water Melon (kw/ qui)"		"Stroberi/ Strawberry (kw/ qui)"	
	2020	2021	2020	2021	2020	2021
(1)	(42)	(43)	(44)	(45)	(46)	(47)
Kuta Selatan	0,00	0,00	0,00	0,00	0,00	0,00
Kuta	0,00	0,00	0,00	0,00	0,00	0,00
Kuta Utara	0,00	0,00	0,00	0,00	0,00	0,00
Mengwi	0,00	0,00	14 360,00	6 240,00	0,00	0,00
Abiansemal	0,00	0,00	4 670,00	600,00	0,00	0,00
Petang	0,00	126,00	0,00	0,00	0,00	0,00
<b>Badung</b>	<b>0,00</b>	<b>126,00</b>	<b>19 030,00</b>	<b>6 840,00</b>	<b>0,00</b>	<b>0,00</b>

berlanjut/ continued...

W " t ftux@Continued Table = 39

Kecamatan Subdistrict	"Terung/ Eggplant (kw/ qui)"		"Tomat/ Tomato (kw/ qui)"		"Wortel/ Carrot (kw/ qui)"	
	2020	2021	2020	2021	2020	2021
(1)	(48)	(49)	(50)	(51)	(52)	(53)
Kuta Selatan	0,00	0,00	0,00	0,00	0,00	0,00
Kuta	0,00	0,00	0,00	0,00	0,00	0,00
Kuta Utara	0,00	0,00	0,00	0,00	0,00	0,00
Mengwi	0,00	0,00	110,00	220,00	0,00	0,00
Abiansemal	0,00	0,00	0,00	0,00	0,00	0,00
Petang	1 440,00	1 820,71	6 608,00	1 951,38	0,00	0,00
<b>Badung</b>	<b>1 440,00</b>	<b>1 820,71</b>	<b>6 718,00</b>	<b>2 171,38</b>	<b>0,00</b>	<b>0,00</b>

Catatan/Note: Data Blewah, Kacang Merah, dan Lobak tidak dikumpulkan pada tahun 2021/ *Cantaloupe, Red Beans and Radish data not collected in 2021*

Sumber/Source: BPS, Statistik Pertanian Hortikultura SPH-SBS/BPS-Statistics Indonesia, *Agricultural Statistic for Horticulture SPH-SBS*

**Tabel**  
**Table** 5.1.3**Luas Panen Tanaman Sayuran dan Buah–Buahan Semusim  
Menurut Jenis Tanaman , 2020–2021**  
*Harvested Area of Seasonal Vegetables and Fruits by Kind  
of Plant, 2020–2021*

Jenis Tanaman <i>Kind of Plants</i>	Satuan <i>Unit</i>	2020	2021
(1)	(2)	(3)	(4)
Bawang Daun/ <i>Scallion</i>	ha/ ha	0,00	0,00
Bawang Merah/ <i>Shallots</i>	ha/ ha	1,00	0,00
Bawang Putih/ <i>Garlic</i>	ha/ ha	0,00	0,00
Bayam/ <i>Spinach</i>	ha/ ha	0,00	48,04
Blewah/ <i>Blewah</i>	ha/ ha	0,00	-
Buncis/ <i>string bean</i>	ha/ ha	72,00	41,00
Cabai Besar/ <i>Chili/Big chili</i>	ha/ ha	43,00	12,75
Cabai Rawit/ <i>Chili/Cayenne Pepper</i>	ha/ ha	84,00	71,00
Jamur/ <i>Mushrooms</i>	m2/ m2	3 000,00	3 198,00
Kacang Merah/ <i>Red Beans</i>	ha/ ha	0,00	-
Kacang Panjang/ <i>Long Beans</i>	ha/ ha	18,00	27,79
Kangkung/ <i>Water Spinach</i>	ha/ ha	12,00	9,04
Kembang Kol/ <i>Cauliflower</i>	ha/ ha	0,00	0,00

*berlanjut/ continued...*

W " t ft ux ©Continued Table = 85

Jenis Tanaman Kind of Plants	Satuan Unit	2020	2021
(1)	(2)	(3)	(4)
Kentang/ <i>Potato</i>	ha/ ha	0,00	0,00
Ketimun/ <i>Cucumber</i>	ha/ ha	32,00	35,00
Kubis/ <i>Cabbage</i>	ha/ ha	24,00	45,00
Labu Siam/ <i>Chayote</i>	ha/ ha	157,00	127,00
Lobak/ <i>Radish</i>	ha/ ha	0,00	-
Melon/ <i>Melon</i>	ha/ ha	1,00	1,00
Paprika/ <i>Bell Pepper</i>	ha/ ha	0,00	0,00
Petsai/Sawi/ <i>Chinese Cabbage/mustard green</i>	ha/ ha	0,00	2,00
Semangka/ <i>Watermelon</i>	ha/ ha	74,00	29,00
Stroberi/ <i>Strawberry</i>	ha/ ha	0,00	0,00
Terung/ <i>Eggplant</i>	ha/ ha	7,00	9,00
Tomat/ <i>Tomato</i>	ha/ ha	38,00	40,00
Wortel/ <i>Carrot</i>	ha/ ha	0,00	0,00

Catatan/Note: Data Blewah, Kacang Merah, dan Lobak tidak dikumpulkan pada tahun 2021/ *Cantaloupe, Red Beans and Radish data not collected in 2021*

Sumber/Source: BPS, Statistik Pertanian Hortikultura SPH-SBS/BPS-Statistics Indonesia, *Agricultural Statistic for Horticulture SPH-SBS*

**Tabel**  
**Table** 5.1.4

**Produksi Tanaman Sayuran dan Buah-buahan Semusim  
Menurut Jenis Tanaman di Kabupaten Badung, 2020–  
2021**

*Production of Seasonal Vegetables and Fruits by Kind of  
Plant in Badung Regency, 2020–2021*

Jenis Tanaman <i>Kind of Plants</i>	Satuan <i>Unit</i>	2020	2021
(1)	(2)	(3)	(4)
Bawang Daun/ <i>Scallion</i>	kw/ qui	0,00	0,00
Bawang Merah/ <i>Shallots</i>	kw/ qui	158,00	0,00
Bawang Putih/ <i>Garlic</i>	kw/ qui	0,00	0,00
Bayam/ <i>Spinach</i>	kw/ qui	0,00	50,04
Blewah/ <i>Blewah</i>	kw/ qui	0,00	-
Buncis/ <i>string bean</i>	kw/ qui	8 232,00	6 425,00
Cabai Besar/ <i>Chili/Big chili</i>	kw/ qui	4 558,00	2040,00
Cabai Rawit/ <i>Chili/Cayenne Pepper</i>	kw/ qui	10 481,00	9 152,55
Jamur/ <i>Mushrooms</i>	kg/ kg	48 890,00	18 060,30
Kacang Merah/ <i>Red Beans</i>	kw/ qui	0,00	-
Kacang Panjang/ <i>Long Beans</i>	kw/ qui	940,00	1 803,08
Kangkung/ <i>Water Spinach</i>	kw/ qui	1 871,00	1 334,08
Kembang Kol/ <i>Cauliflower</i>	kw/ qui	0,00	0,00

*berlanjut/ continued...*

W " t ft ux @Continued Table = 35

Jenis Tanaman Kind of Plants	Satuan Unit	2020	2021
(1)	(2)	(3)	(4)
Kentang/ <i>Potato</i>	kw/ qui	0,00	0,00
Ketimun/ <i>Cucumber</i>	kw/ qui	5 920,00	7 445,09
Kubis/ <i>Cabbage</i>	kw/ qui	2 160,00	3 602,00
Labu Siam/ <i>Chayote</i>	kw/ qui	553 160,00	556 890,00
Lobak/ <i>Radish</i>	kw/ qui	0,00	-
Melon/ <i>Melon</i>	kw/ qui	97,00	200,00
Paprika/ <i>Bell Pepper</i>	kw/ qui	0,00	0,00
Petsai/Sawi/ <i>Chinese Cabbage/mustard green</i>	kw/ qui	0,00	126,00
Semangka/ <i>Watermelon</i>	kw/ qui	19 040,00	6 840,00
Stroberi/ <i>Strawberry</i>	kw/ qui	0,00	0,00
Terung/ <i>Eggplant</i>	kw/ qui	1 440,00	1 820,71
Tomat/ <i>Tomato</i>	kw/ qui	6 718,00	2 171,38
Wortel/ <i>Carrot</i>	kw/ qui	0,00	0,00

Catatan/Note: Data Blewah, Kacang Merah, dan Lobak tidak dikumpulkan pada tahun 2021/ *Cantaloupe, Red Beans and Radish data not collected in 2021*

Sumber/Source: BPS, Statistik Pertanian Hortikultura SPH-SBS/BPS-Statistics Indonesia, *Agricultural Statistic for Horticulture SPH-SBS*



**Tabel**  
**Table** 5.1.5

**Luas Panen Tanaman Biofarmaka Menurut Kecamatan dan Jenis Tanaman di Kabupaten Badung, 2020 dan 2021**  
*Harvested Area of Medicinal Plants by Subdistrict and Kind of Plant in Badung Regency, 2020 and 2021*

Kecamatan Subdistrict	"Dlingo/Dringo/ Calamus (m <sup>2</sup> / m <sup>2</sup> )"		"Jahe/ Ginger (m <sup>2</sup> / m <sup>2</sup> )"	
	2020	2021	2020	2021
(1)	(2)	(3)	(4)	(5)
Kuta Selatan	0	-	0	0
Kuta	0	-	0	0
Kuta Utara	0	-	0	0
Mengwi	0	-	0	0
Abiansemal	0	-	0	11
Petang	0	-	58 400	18 650
<b>Badung</b>	<b>0</b>	<b>-</b>	<b>58 400</b>	<b>18 661</b>

berlanjut/ continued...

W " t ftuxContinued Table =85=

Kecamatan Subdistrict	"Kapulaga/ Java Cardamom (m2/m2)"		"Keji Beling/ Verbenaceae (m2/m2)"	
	2020	2021	2020	2021
(1)	(6)	(7)	(8)	(9)
Kuta Selatan	0	0	0	-
Kuta	0	0	0	-
Kuta Utara	0	0	0	-
Mengwi	0	0	0	-
Abiansemal	0	0	0	-
Petang	0	0	0	-
<b>Badung</b>	<b>0</b>	<b>0</b>	<b>0</b>	<b>-</b>

berlanjut/continued..

W " t ftux©Continued Table =35=

Kecamatan Subdistrict	"Kencur/ East Indian Galangal (m <sup>2</sup> /m <sup>2</sup> )"		"Kunyit/ Turmeric (m <sup>2</sup> /m <sup>2</sup> )"	
	2020	2021	2020	2021
(1)	(10)	(11)	(12)	(13)
Kuta Selatan	0	0	0	0
Kuta	0	0	0	0
Kuta Utara	0	0	0	0
Mengwi	0	0	0	0
Abiansemal	0	0	0	0
Petang	0	0	109 750	297 000
<b>Badung</b>	<b>0</b>	<b>0</b>	<b>109 750</b>	<b>297 000</b>

berlanjut/ continued...

W " t ftux@Continued Table =35=

Kecamatan Subdistrict	"Laos/Lengkuas/ Galanga (m <sup>2</sup> /m <sup>2</sup> )"		"Lempuyang/ Zingiber Aromaticum (m <sup>2</sup> /m <sup>2</sup> )"	
	2020	2021	2020	2021
(1)	(14)	(15)	(16)	(17)
Kuta Selatan	0	0	0	0
Kuta	0	0	0	0
Kuta Utara	0	0	0	0
Mengwi	0	0	0	0
Abiansemal	0	0	0	0
Petang	32 550	12 400	0	0
<b>Badung</b>	<b>32 550</b>	<b>12 400</b>	<b>0</b>	<b>0</b>

berlanjut/ continued...

W " t ft ux 35=

Kecamatan Subdistrict	"Lidah Buaya/ Aloevera (m2/m2)"		"Mahkota Dewa/ Phaleria Macrocarpa (pohon/tree)"	
	2020	2021	2020	2021
(1)	(18)	(19)	(20)	(21)
Kuta Selatan	0	0	0	0
Kuta	0	0	0	0
Kuta Utara	0	0	0	0
Mengwi	0	0	0	0
Abiansemal	0	0	0	0
Petang	0	0	0	0
<b>Badung</b>	<b>0</b>	<b>0</b>	<b>0</b>	<b>0</b>

berlanjut/ continued...

W " t ft ux 6Continued Table = 85-

Kecamatan Subdistrict	"Mengkudu/Pace/ Indian Mulberry (pohon/ tree)"		"Sambiloto/ King of Bitter (m2/ m2)"	
	2020	2021	2020	2021
(1)	(22)	(23)	(24)	(25)
Kuta Selatan	0	0	0	0
Kuta	0	0	0	0
Kuta Utara	0	0	0	0
Mengwi	600	0	0	0
Abiansemal	0	6	0	0
Petang	0	0	0	0
<b>Badung</b>	<b>600</b>	<b>6</b>	<b>0</b>	<b>0</b>

berlanjut/ continued...

W " t ft ux @Continued Table = 85

Kecamatan Subdistrict	"Temuireng/ Black Turmeric (m <sup>2</sup> / m <sup>2</sup> )"		"Temukunci/ Chinese Keys (m <sup>2</sup> / m <sup>2</sup> )"		"Temulawak/ Java Turmeric (m <sup>2</sup> / m <sup>2</sup> )"	
	2020	2021	2020	2021	2019	2020
(1)	(26)	(27)	(28)	(29)	(30)	(31)
Kuta Selatan	0	0	0	0	0	0
Kuta	0	0	0	0	0	0
Kuta Utara	0	0	0	0	0	0
Mengwi	0	0	0	0	0	0
Abiansemal	0	0	0	0	0	0
Petang	0	0	0	0	0	0
<b>Badung</b>	<b>0</b>	<b>0</b>	<b>0</b>	<b>0</b>	<b>0</b>	<b>0</b>

Catatan/Note: Data Dlingo dan Keji Beling tidak dikumpulkan pada tahun 2021/ *Dlingo and Verbenaceae data not collected in 2021*

Sumber/Source: BPS, Statistik Pertanian Hortikultura SPH-SBS/BPS-Statistics Indonesia, *Agricultural Statistic for Horticulture SPH-SBS*

**Tabel** 5.1.6 **Produksi Tanaman Biofarmaka Menurut Jenis Tanaman, 2020 dan 2021**  
**Table** 5.1.6 **Production of Medicinal Plants by Kind of Plant, 2020 and 2021**

Kecamatan Subdistrict	"Dlingo/Dringo/Calamus (kg/ kg)"		"Jahe/ Ginger (kg/ kg)"	
	2020	2021	2020	2021
(1)	(2)	(3)	(4)	(5)
Kuta Selatan	0	-	0	0
Kuta	0	-	0	0
Kuta Utara	0	-	0	0
Mengwi	0	-	0	0
Abiansemal	0	-	0	7
Petang	0	-	408 800	113 950
<b>Badung</b>	<b>0</b>	<b>-</b>	<b>408 800</b>	<b>113 957</b>

berlanjut/ continued...



W " t ft ux ©Continued Table = 35

Kecamatan Subdistrict	"Kapulaga/ Java Cardamom (kg/ kg)"		"Keji Beling/ Verbenaceae (m2/ m2)"	
	2020	2021	2020	2021
(1)	(6)	(7)	(8)	(9)
Kuta Selatan	0	0	0	-
Kuta	0	0	0	-
Kuta Utara	0	0	0	-
Mengwi	0	0	0	-
Abiansemal	0	0	0	-
Petang	0	0	0	-
<b>Badung</b>	<b>0</b>	<b>0</b>	<b>0</b>	<b>-</b>

berlanjut/ continued...

W " t ftuxContinued Table = 35

Kecamatan Subdistrict	"Kencur/ East Indian Galangal (kg/ kg)"		"Kunyit/ Turmeric (kg/ kg)"	
	2020	2021	2020	2021
(1)	(10)	(11)	(12)	(13)
Kuta Selatan	0	0	0	0
Kuta	0	0	0	0
Kuta Utara	0	0	0	0
Mengwi	0	0	0	0
Abiansemal	0	0	0	0
Patang	0	0	1 097 500	2 970 000
<b>Badung</b>	<b>0</b>	<b>0</b>	<b>1 097 500</b>	<b>2 970 000</b>

berlanjut/ continued...

W " t ft ux @Continued Table = 35 @

Kecamatan Subdistrict	"Laos/Lengkuas/ Galanga (kg/ kg)"		"Lempuyang/ Zingiber Aromaticum (kg/ kg)"	
	2020	2021	2020	2021
(1)	(14)	(15)	(16)	(17)
Kuta Selatan	0	0	0	0
Kuta	0	0	0	0
Kuta Utara	0	0	0	0
Mengwi	0	0	0	0
Abiansemal	0	0	0	0
Patang	292 950	107 250	0	0
<b>Badung</b>	<b>292 950</b>	<b>107 250</b>	<b>0</b>	<b>0</b>

berlanjut/ continued...

W " t ftux@Continued Table =35@

Kecamatan Subdistrict	"Lidah Buaya/ Aloevera (kg/ kg)"		"Mahkota Dewa/ Phaleria Macrocarpa (kg/ kg)"	
	2020	2021	2020	2021
(1)	(18)	(19)	(20)	(21)
Kuta Selatan	0	0	0	0
Kuta	0	0	0	0
Kuta Utara	0	0	0	0
Mengwi	0	0	0	0
Abiansemal	0	0	0	0
Petang	0	0	0	0
<b>Badung</b>	<b>0</b>	<b>0</b>	<b>0</b>	<b>0</b>

berlanjut/ continued...

W " t ftux©Continued Table =35@

Kecamatan Subdistrict	"Mengkudu/Pace/ Indian Mulberry (kg/ kg)"		"Sambiloto/ King of Bitter (kg/kg)"	
	2020	2021	2020	2021
(1)	(22)	(23)	(24)	(25)
Kuta Selatan	0	0	0	0
Kuta	0	0	0	0
Kuta Utara	0	0	0	0
Mengwi	900	0	0	0
Abiansemal	0	6	0	0
Petang	0	0	0	0
<b>Badung</b>	<b>900</b>	<b>6</b>	<b>0</b>	<b>0</b>

berlanjut/ continued...

W " t ft ux @Continued Table = 55 @

Kecamatan Subdistrict	"Temuireng/ Black Turmeric (kg/ kg)"		"Temukunci/ Chinese Keys (kg/ kg)"		"Temulawak/ Java Turmeric (kg/ kg)"	
	2020	2021	2020	2021	2020	2021
(1)	(26)	(27)	(28)	(29)	(30)	(31)
Kuta Selatan	0	0	0	0	0	0
Kuta	0	0	0	0	0	0
Kuta Utara	0	0	0	0	0	0
Mengwi	0	0	0	0	0	0
Abiansemal	0	0	0	0	0	0
Petang	0	0	0	0	0	0
<b>Badung</b>	<b>0</b>	<b>0</b>	<b>0</b>	<b>0</b>	<b>0</b>	<b>0</b>

Catatan/Note: Data Dlingo dan Keji Beling tidak dikumpulkan pada tahun 2021/ *Dlingo and Verbenaceae data not collected in 2021*

Sumber/Source: BPS, Statistik Pertanian Hortikultura SPH-SBS/BPS-Statistics Indonesia, *Agricultural Statistic for Horticulture SPH-SBS*

**Tabel**  
**Table** 5.1.7**Luas Panen Tanaman Biofarmaka Menurut Jenis Tanaman,  
2020 dan 2021**  
**Harvested Area of Medicinal Plants by Kind of Plant, 2020  
and 2021**

Jenis Tanaman <i>Kind of Plants</i>	Satuan <i>Unit</i>	2020	2021
(1)	(2)	(3)	(4)
Dlingo/ <i>Dringo/ Calamus</i>	m2/ m2	0	-
Jahe/ <i>Ginger</i>	m2/ m2	58 400	18 661
Kapulaga/ <i>Java Cardamom</i>	m2/ m2	0	0
Keji Beling/ <i>Verbenaceae</i>	m2/ m2	0	-
Kencur/ <i>East Indian Galangal</i>	m2/ m2	0	0
Kunyit/ <i>Turmeric</i>	m2/ m2	109 750	297 000
Laos/Lengkuas/ <i>Galanga</i>	m2/ m2	32 550	12 400
Lempuyang/ <i>Zingiber Aromaticum</i>	m2/ m2	0	0
Lidah Buaya/ <i>Aloevera</i>	m2/ m2	0	0
Mahkota Dewa/ <i>Phaleria Macrocarpa</i>	pohon/ tree	0	0
Mengkudu/ <i>Pace/ Indian Mulberry</i>	pohon/ tree	600	6
Sambiloto/ <i>King of Bitter</i>	m2/ m2	0	0
Temuireng/ <i>Black Turmeric</i>	m2/ m2	0	0
Temukunci/ <i>Chinese Keys</i>	m2/ m2	0	0
Temulawak/ <i>Java Turmeric</i>	m2/ m2	0	0

Catatan/Note: Data Dlingo dan Keji Beling tidak dikumpulkan pada tahun 2021/ *Dlingo and Verbenaceae data not collected in 2021*  
 Sumber/Source: BPS, Statistik Pertanian Hortikultura SPH-SBS/BPS-Statistics Indonesia, *Agricultural Statistic for Horticulture SPH-SBS*

**Tabel**  
**Table** 5.1.8

**Produksi Tanaman Biofarmaka Menurut Jenis Tanaman,  
2020 dan 2021**  
*Production of Medicinal Plants by Kind of Plant, 2020 and  
2021*

Jenis Tanaman <i>Kind of Plants</i>	Satuan <i>Unit</i>	2020	2021
(1)	(2)	(3)	(4)
Dlingo/ <i>Dringo/ Calamus</i>	kg/ kg	0	-
Jahe/ <i>Ginger</i>	kg/ kg	408 800	113 957
Kapulaga/ <i>Java Cardamom</i>	kg/ kg	0	0
Keji Beling/ <i>Verbenaceae</i>	kg/ kg	0	-
Kencur/ <i>East Indian Galangal</i>	kg/ kg	0	0
Kunyit/ <i>Turmeric</i>	kg/ kg	1 097 500	2 970 000
Laos/Lengkuas/ <i>Galanga</i>	kg/ kg	292 950	107 250
Lempuyang/ <i>Zingiber Aromaticum</i>	kg/ kg	0	0
Lidah Buaya/ <i>Aloevera</i>	kg/ kg	0	0
Mahkota Dewa/ <i>Phaleria Macrocarpa</i>	kg/ kg	0	0
Mengkudu/ <i>Pace/ Indian Mulberry</i>	kg/ kg	900	6
Sambiloto/ <i>King of Bitter</i>	kg/ kg	0	0
Temuireng/ <i>Black Turmeric</i>	kg/ kg	0	0
Temukunci/ <i>Chinese Keys</i>	kg/ kg	0	0
Temulawak/ <i>Java Turmeric</i>	kg/ kg	0	0

Catatan/Note: Data Dlingo dan Keji Beling tidak dikumpulkan pada tahun 2021/ *Dlingo and Verbenaceae data not collected in 2021*  
 Sumber/Source: BPS, Statistik Pertanian Hortikultura SPH-SBS/BPS-Statistics Indonesia, *Agricultural Statistic for Horticulture SPH-SBS*



**Tabel** 5.1.9 **Luas Panen Tanaman Hias Menurut Kecamatan dan Jenis Tanaman di Kabupaten Badung, 2020 dan 2021**  
**Table** 5.1.9 **Harvested Area of Ornamental Plants by Subdistrict and Kind of Plant in Badung Regency, 2020 and 2021**

Kecamatan Subdistrict	"Anggrek/ Orchid (m <sup>2</sup> /m <sup>2</sup> )"		"Anthurium Bunga/ Flamingo Lily Flower (m <sup>2</sup> /m <sup>2</sup> )"	
	2020	2021	2020	2021
(1)	(2)	(3)	(4)	(5)
Kuta Selatan	0	0	0	0
Kuta	0	0	0	0
Kuta Utara	0	0	0	0
Mengwi	0	0	0	0
Abiansemal	219	79	0	0
Petang	375	107	900	325
<b>Badung</b>	<b>594</b>	<b>186</b>	<b>900</b>	<b>325</b>

berlanjut/ continued...

W " t ftuxContinued Table = 35

Kecamatan Subdistrict	"Anthurium Daun/ Anthurium (m2/ m2)"		"Anyelir/ Carnation (m2/ m2)"	
	2020	2021	2020	2021
(1)	(6)	(7)	(8)	(9)
Kuta Selatan	0	-	0	-
Kuta	0	-	0	-
Kuta Utara	0	-	0	-
Mengwi	0	-	0	-
Abiansemal	0	-	0	-
Petang	0	-	0	-
<b>Badung</b>	<b>0</b>	<b>-</b>	<b>0</b>	<b>-</b>

berlanjut/ continued...

W " t ftux@Continued Table = 85

Kecamatan Subdistrict	"Balaceng/ Dieffenbacia (m2/m2)"		"Dracaena/ Dracaena (m2/m2)"	
	2020	2021	2020	2021
(1)	(10)	(11)	(12)	(13)
Kuta Selatan	0	-	0	0
Kuta	0	-	0	0
Kuta Utara	0	-	0	0
Mengwi	0	-	0	0
Abiansemal	0	-	0	0
Petang	0	-	0	0
<b>Badung</b>	<b>0</b>	<b>-</b>	<b>0</b>	<b>0</b>

berlanjut/ continued...

W " t ftux@Continued Table = 35

Kecamatan Subdistrict	"Euphorbia/ Euphorbia (m2/ m2)"		"Gladiol/ Gladiol (m2/ m2)"	
	2020	2021	2020	2021
(1)	(14)	(15)	(16)	(17)
Kuta Selatan	0	-	0	-
Kuta	0	-	0	-
Kuta Utara	0	-	0	-
Mengwi	0	-	0	-
Abiansemal	0	-	0	-
Petang	0	-	0	-
<b>Badung</b>	<b>0</b>	<b>-</b>	<b>0</b>	<b>-</b>

berlanjut/ continued...

W " t ftux©Continued Table = 35

Kecamatan Subdistrict	"Hanjuang/ Cordyline (m2/m2)"		"Herbras/ Gerbera (m2/m2)"	
	2020	2021	2020	2021
(1)	(18)	(19)	(20)	(21)
Kuta Selatan	0	0	0	0
Kuta	0	0	0	0
Kuta Utara	0	0	0	0
Mengwi	0	0	0	0
Abiansemal	0	0	0	0
Petang	0	0	30	30
<b>Badung</b>	<b>0</b>	<b>0</b>	<b>30</b>	<b>30</b>

berlanjut/ continued...

W " t ftuxContinued Table = 35

Kecamatan Subdistrict	"Kamboja Jepang/ Adenium (m <sup>2</sup> / m <sup>2</sup> )"		"Keladi Hias/ Caladium (m <sup>2</sup> / m <sup>2</sup> )"	
	2020	2021	2020	2021
(1)	(22)	(23)	(24)	(25)
Kuta Selatan	0	-	0	-
Kuta	0	-	0	-
Kuta Utara	0	-	0	-
Mengwi	0	-	0	-
Abiansemal	0	-	0	-
Petang	0	-	0	-
<b>Badung</b>	<b>0</b>	<b>-</b>	<b>0</b>	<b>-</b>

berlanjut/ continued...

W " t ft ux @Continued Table = 35

Kecamatan Subdistrict	"Krisan/ Chrysantemum (m <sup>2</sup> /m <sup>2</sup> )"		"Mawar/ Rose (m <sup>2</sup> /m <sup>2</sup> )"	
	2020	2021	2020	2021
(1)	(26)	(27)	(28)	(29)
Kuta Selatan	0	0	0	0
Kuta	0	0	0	0
Kuta Utara	0	0	0	0
Mengwi	0	0	0	0
Abiansemal	0	0	0	0
Petang	2 043	294	265	155
<b>Badung</b>	<b>2 043</b>	<b>294</b>	<b>265</b>	<b>155</b>

berlanjut/ continued...

W " t ft ux ©Continued Table = 85

Kecamatan Subdistrict	"Melati/ Jasmine (m2/ m2)"		"Monstera/ Monstera (m2/ m2)"	
	2020	2021	2020	2021
(1)	(30)	(31)	(32)	(33)
Kuta Selatan	0	0	0	-
Kuta	0	0	0	-
Kuta Utara	0	0	0	-
Mengwi	0	0	0	-
Abiansemal	0	0	0	-
Petang	0	0	0	-
<b>Badung</b>	<b>0</b>	<b>0</b>	<b>0</b>	<b>-</b>

berlanjut/ continued...



W " t ftux@Continued Table = 35

Kecamatan Subdistrict	"Pakis/ Leather Leaf Fern (m2/ m2)"		"Palem/ Palm (pohon/ tree)"	
	2020	2021	2020	2021
(1)	(34)	(35)	(36)	(37)
Kuta Selatan	0	0	0	0
Kuta	0	0	0	0
Kuta Utara	0	0	0	0
Mengwi	0	0	0	0
Abiansemal	0	0	0	0
Petang	0	0	0	0
<b>Badung</b>	<b>0</b>	<b>0</b>	<b>0</b>	<b>0</b>

berlanjut/ continued...

W " t ftux©Continued Table =85

Kecamatan Subdistrict	"Pedang-Pedangan/Sanseviera (m <sup>2</sup> /m <sup>2</sup> )"		"Philodendron/Philodendron (m <sup>2</sup> /m <sup>2</sup> )"	
	2020	2021	2020	2021
(1)	(38)	(39)	(40)	(41)
Kuta Selatan	0	0	0	0
Kuta	0	0	0	0
Kuta Utara	0	0	0	0
Mengwi	0	0	0	0
Abiansemal	0	0	0	0
Petang	0	0	885	225
<b>Badung</b>	<b>0</b>	<b>0</b>	<b>885</b>	<b>225</b>

berlanjut/continued..

W " t ftux©Continued Table = 35

Kecamatan Subdistrict	"Pisang-Pisangan/ Heliconia (m <sup>2</sup> /m <sup>2</sup> )"		"Sedap Malam/Tuberosse (m <sup>2</sup> /m <sup>2</sup> )"	
	2020	2021	2020	2021
(1)	(42)	(43)	(44)	(45)
Kuta Selatan	0	0	0	0
Kuta	0	0	0	0
Kuta Utara	0	0	0	0
Mengwi	0	0	0	0
Abiansemal	0	0	0	0
Petang	261	121	0	0
<b>Badung</b>	<b>261</b>	<b>121</b>	<b>0</b>	<b>0</b>

berlanjut/ continued...

W " t ftux@Continued Table = 35

Kecamatan Subdistrict	"Soka/ Ixora (m2/ m2)"		"Sri Rejeki/ Aglaonema (m2/ m2)"	
	2020	2021	2020	2021
(1)	(46)	(47)	(48)	(49)
Kuta Selatan	0	0	0	0
Kuta	0	0	0	0
Kuta Utara	0	0	0	0
Mengwi	0	0	0	0
Abiansemal	0	0	0	0
Petang	0	0	0	0
<b>Badung</b>	<b>0</b>	<b>0</b>	<b>0</b>	<b>0</b>

Catatan/Note: Data Anthurium Daun, Anyelir, Balaceng, Euphorbia, Gladiol, Kamboja Jepang, Keladi Hias, dan Monstera tidak dikumpulkan pada tahun 2021/ Several data not collected in 2021

Sumber/Source: BPS, Statistik Pertanian Hortikultura SPH-SBS/BPS-Statistics Indonesia, Agricultural Statistic for Horticulture SPH-SBS

**Tabel**  
**Table** 5.1.10**Produksi Tanaman Hias Menurut Kecamatan dan Jenis  
Tanaman di Kabupaten Badung, 2020 dan 2021**  
*Production of Ornamental Plants by Subdistrict and Kind of  
Plant in Badung Regency, 2020 and 2021*

Kecamatan Subdistrict	"Anggrek/ Orchid (tangkai/ stalks)"		"Anthurium Bunga/ Flamingo Lily Flower (tangkai/ stalks)"	
	2020	2021	2020	2021
(1)	(2)	(3)	(4)	(5)
Kuta Selatan	0	0	0	0
Kuta	0	0	0	0
Kuta Utara	0	0	0	0
Mengwi	0	0	0	0
Abiansemal	1 545	618	0	0
Petang	1 935	1 773	4 263	1 035
<b>Badung</b>	<b>3 480</b>	<b>2 391</b>	<b>4 263</b>	<b>1 035</b>

berlanjut/ continued...

W " t ftux@Continued Table = 557

Kecamatan Subdistrict	"Anthurium Daun/ Anthurium (pohon/tree)"		"Anyelir/ Carnation (tangkai/stalks)"	
	2020	2021	2020	2021
(1)	(6)	(7)	(8)	(9)
Kuta Selatan	0	-	0	-
Kuta	0	-	0	-
Kuta Utara	0	-	0	-
Mengwi	0	-	0	-
Abiansemal	0	-	0	-
Patang	0	-	0	-
<b>Badung</b>	<b>0</b>	<b>-</b>	<b>0</b>	<b>-</b>

berlanjut/continued...

W " t ft ux @Continued Table = 537

Kecamatan Subdistrict	"Balanceng/ Dieffenbacia (pohon/tree)"		"Dracaena/ Dracaena (pohon/tree)"	
	2020	2021	2020	2021
(1)	(10)	(11)	(12)	(13)
Kuta Selatan	0	-	0	0
Kuta	0	-	0	0
Kuta Utara	0	-	0	0
Mengwi	0	-	0	0
Abiansemal	0	-	0	0
Patang	0	-	0	0
<b>Badung</b>	<b>0</b>	<b>-</b>	<b>0</b>	<b>0</b>

berlanjut/ continued...

W " t ftux@Continued Table = 537

Kecamatan Subdistrict	"Euphorbia/ Euphorbia (pohon/ tree)"		"Gladiol/ Gladiol (tangkai/ stalks)"	
	2020	2021	2020	2021
(1)	(14)	(15)	(16)	(17)
Kuta Selatan	0	-	0	-
Kuta	0	-	0	-
Kuta Utara	0	-	0	-
Mengwi	0	-	0	-
Abiansemal	0	-	0	-
Petang	0	-	0	-
<b>Badung</b>	<b>0</b>	<b>-</b>	<b>0</b>	<b>-</b>

berlanjut/ continued...



W " t ftux@Continued Table = 337

Kecamatan Subdistrict	"Hanjuang/ Cordyline (pohon/ tree)"		"Herbras/ Gerbera (tangkai/ stalks)"	
	2020	2021	2020	2021
(1)	(18)	(19)	(20)	(21)
Kuta Selatan	0	0	0	0
Kuta	0	0	0	0
Kuta Utara	0	0	0	0
Mengwi	0	0	0	0
Abiansemal	0	0	0	0
Petang	0	0	270	60
<b>Badung</b>	<b>0</b>	<b>0</b>	<b>270</b>	<b>60</b>

berlanjut/ continued...

W " t ft ux ©Continued Table = 557

Kecamatan Subdistrict	"Kamboja Jepang/ Adenium (pohon/ tree)"		"Keladi Hias/ Caladium (pohon/ tree)"	
	2020	2021	2020	2021
(1)	(22)	(23)	(24)	(25)
Kuta Selatan	0	-	0	-
Kuta	0	-	0	-
Kuta Utara	0	-	0	-
Mengwi	0	-	0	-
Abiansemal	0	-	0	-
Petang	0	-	0	-
<b>Badung</b>	<b>0</b>	<b>-</b>	<b>0</b>	<b>-</b>

berlanjut/ continued...

W " t ftux@Continued Table = 337

Kecamatan Subdistrict	"Krisan/ Chrysantemum (tangkai/ stalks)"		"Mawar/ Rose (tangkai/ stalks)"	
	2020	2021	2020	2021
(1)	(26)	(27)	(28)	(29)
Kuta Selatan	0	0	0	0
Kuta	0	0	0	0
Kuta Utara	0	0	0	0
Mengwi	0	0	0	0
Abiansemal	0	0	0	0
Petang	4 816	494	5 090	1 220
<b>Badung</b>	<b>4 816</b>	<b>494</b>	<b>5 090</b>	<b>1 220</b>

berlanjut/ continued...

W " t ftux@Continued Table = 337

Kecamatan Subdistrict	"Melati/ Jasmine (kg/ kg)"		"Monstera/ Monstera (pohon/ tree)"	
	2020	2021	2020	2021
(1)	(30)	(31)	(32)	(33)
Kuta Selatan	0	0	0	-
Kuta	0	0	0	-
Kuta Utara	0	0	0	-
Mengwi	0	0	0	-
Abiansemal	0	0	0	-
Petang	0	0	0	-
<b>Badung</b>	<b>0</b>	<b>0</b>	<b>0</b>	<b>-</b>

berlanjut/ continued..

W " t ft ux © Continued Table = 537

Kecamatan Subdistrict	"Pakis/ Leather Leaf Fern (pohon/ tree)"		"Palem/ Palm (pohon/ tree)"	
	2020	2021	2020	2021
(1)	(34)	(35)	(36)	(37)
Kuta Selatan	0	0	0	0
Kuta	0	0	0	0
Kuta Utara	0	0	0	0
Mengwi	0	0	0	0
Abiansemal	0	0	0	0
Petang	0	0	0	0
<b>Badung</b>	<b>0</b>	<b>0</b>	<b>0</b>	<b>0</b>

berlanjut/ continued...

W " t ftux@Continued Table = 337

Kecamatan Subdistrict	"Pedang-Pedangan/ Sanseviera (rumpun/clumps)"		"Philodendron/Philodendron (pohin/tree)"	
	2020	2021	2020	2021
(1)	(38)	(39)	(40)	(41)
Kuta Selatan	0	0	0	0
Kuta	0	0	0	0
Kuta Utara	0	0	0	0
Mengwi	0	0	0	0
Abiansemal	0	0	0	0
Petang	0	0	9 810	2 865
<b>Badung</b>	<b>0</b>	<b>0</b>	<b>9 810</b>	<b>2 865</b>

berlanjut/ continued...

W " t ftux@Continued Table = 537

Kecamatan Subdistrict	"Pisang-Pisangan/ Heliconia (tangkai/ stalks)"		"Sedap Malam/ Tuberose (tangkai/ stalks)"	
	2020	2021	2020	2021
(1)	(42)	(43)	(44)	(45)
Kuta Selatan	0	0	0	0
Kuta	0	0	0	0
Kuta Utara	0	0	0	0
Mengwi	0	0	0	0
Abiansemal	0	0	0	0
Petang	2 956	528	0	0
<b>Badung</b>	<b>2 956</b>	<b>528</b>	<b>0</b>	<b>0</b>

berlanjut/ continued...

W " t ft ux ©Continued Table = 537

Kecamatan Subdistrict	"Soka/ Ixora (pohon/ tree)"		"Sri Rejeki/ Aglaonema (pohon/ tree)"	
	2020	2021	2020	2021
(1)	(46)	(47)	(48)	(49)
Kuta Selatan	0	0	0	0
Kuta	0	0	0	0
Kuta Utara	0	0	0	0
Mengwi	0	0	0	0
Abiansemal	0	0	0	0
Petang	0	0	0	0
<b>Badung</b>	<b>0</b>	<b>0</b>	<b>0</b>	<b>0</b>

Catatan/Note: Data Anthurium Daun, Anyelir, Balanceng, Euphorbia, Gladiol, Kamboja Jepang, Keladi Hias, dan Monstera tidak dikumpulkan pada tahun 2021/ Several data not collected in 2021

Sumber/Source: BPS, Statistik Pertanian Hortikultura SPH-SBS/BPS-Statistics Indonesia, Agricultural Statistic for Horticulture SPH-SBS



**Tabel**  
**Table** 5.1.11

**Luas Panen Tanaman Hias Menurut Jenis Tanaman, 2020 dan 2021**  
**Harvested Area of Ornamental Plants by Kind of Plant, 2020 and 2021**

Jenis Tanaman <i>Kind of Plants</i>	Satuan <i>Unit</i>	2020	2021
(1)	(2)	(3)	(4)
Anggrek/ <i>Orchid</i>	m2/ m2	594	186
Anthurium Bunga/ <i>Flamingo Lily Flower</i>	m2/ m2	900	247
Anthurium Daun/ <i>Anthurium</i>	m2/ m2	0	-
Anyelir/ <i>Carnation</i>	m2/ m2	0	-
Balaceng/ <i>Dieffenbacia</i>	m2/ m2	0	-
Dracaena/ <i>Dracaena</i>	m2/ m2	0	0
Euphorbia/ <i>Euphorbia</i>	m2/ m2	0	-
Gladiol/ <i>Gladiol</i>	m2/ m2	0	-
Hanjuang/ <i>Cordyline</i>	m2/ m2	0	0
Herbras/ <i>Gerbera</i>	m2/ m2	30	30
Kamboja Jepang/ <i>Adenium</i>	m2/ m2	0	-
Keladi Hias/ <i>Caladium</i>	m2/ m2	0	-
Krisan/ <i>Chrysantemum</i>	m2/ m2	1 346	294
Mawar/ <i>Rose</i>	m2/ m2	265	155
Melati/ <i>Jasmine</i>	m2/ m2	0	0
Monstera/ <i>Monstera</i>	m2/ m2	0	-
Pakis/ <i>Leather Leaf Fern</i>	m2/ m2	0	0
Palem/ <i>Palm</i>	pohon/ tree	0	0
Pedang-Pedangan/ <i>Sansevieria</i>	m2/ m2	0	0

berlanjut/ continued...

W " t ftux©Continued Table = 558

Jenis Tanaman Kind of Plants	Satuan Unit	2020	2021
(1)	(2)	(3)	(4)
Philodendron/ <i>Philodendron</i>	m2/ m2	885	225
Pisang-Pisangan/ <i>Heliconia</i>	m2/ m2	261	121
Sedap Malam/ <i>Tuberose</i>	m2/ m2	0	0
Soka/ <i>Ixora</i>	m2/ m2	0	0
Sri Rejeki/ <i>Aglaonema</i>	m2/ m2	0	0

Catatan/Note: Data Anthurium Daun, Anyelir, Balanceng, Euphorbia, Gladiol, Kamboja Jepang, Keladi Hias, dan Monstera tidak dikumpulkan pada tahun 2021/ Several data not collected in 2021

Sumber/Source: BPS, Statistik Pertanian Hortikultura SPH-SBS/BPS-Statistics Indonesia, Agricultural Statistic for Horticulture SPH-SBS

**Tabel**  
**Table** 5.1.12

**Produksi Tanaman Hias Menurut Jenis Tanaman, 2020 dan 2021**  
**Production of Ornamental Plants by Kind of Plant, 2020 and 2021**

Jenis Tanaman Kind of Plants	Satuan Unit	2020	2021
(1)	(2)	(3)	(4)
Anggrek/ <i>Orchid</i>	tangkai/ stalks	3 480	2 391
Anthurium Bunga/ <i>Flamingo Lily Flower</i>	tangkai/ stalks	4 263	1 035
Anthurium Daun/ <i>Anthurium</i>	pohon/ tree	0	
Anyelir/ <i>Carnation</i>	tangkai/ stalks	0	
Balanceng/ <i>Dieffenbacia</i>	pohon/ tree	0	
Dracaena/ <i>Dracaena</i>	pohon/ tree	0	0
Euphorbia/ <i>Euphorbia</i>	pohon/ tree	0	
Gladiol/ <i>Gladiol</i>	tangkai/ stalks	0	
Hanjuang/ <i>Cordyline</i>	pohon/ tree	0	0
Herbras/ <i>Gerbera</i>	tangkai/ stalks	270	60
Kamboja Jepang/ <i>Adenium</i>	pohon/ tree	0	
Keladi Hias/ <i>Caladium</i>	pohon/ tree	0	
Krisan/ <i>Chrysantemum</i>	tangkai/ stalks	4 816	494
Mawar/ <i>Rose</i>	tangkai/ stalks	5 090	1 220
Melati/ <i>Jasmine</i>	kg/ kg	0	0
Monstera/ <i>Monstera</i>	pohon/ tree	0	
Pakis/ <i>Leather Leaf Fern</i>	pohon/ tree	0	0
Palem/ <i>Palm</i>	pohon/ tree	0	0
Pedang-Pedangan/ <i>Sansevieria</i>	rumpun/ clumps	0	0

berlanjut/ continued...

W " t ftux6Continued Table = 339

Jenis Tanaman Kind of Plants	Satuan Unit	2020	2021
(1)	(2)	(3)	(4)
Philodendron/ <i>Philodendron</i>	pohon/ tree	9 810	2 865
Pisang-Pisangan/ <i>Heliconia</i>	tangkai/ stalks	2 956	528
Sedap Malam/ <i>Tuberose</i>	tangkai/ stalks	0	0
Soka/ <i>Ixora</i>	pohon/ tree	0	0
Sri Rejeki/ <i>Aglaonema</i>	pohon/ tree	0	0

Catatan/Note: Data Anthurium Daun, Anyelir, Balaceng, Euphorbia, Gladiol, Kamboja Jepang, Keladi Hias, dan Monstera tidak dikumpulkan pada tahun 2021/ Several data not collected in 2021

Sumber/Source: BPS, Statistik Pertanian Hortikultura SPH-SBS/BPS-Statistics Indonesia, Agricultural Statistic for Horticulture SPH-SBS

**Tabel** 5.1.13 **Produksi Buah-buahan Menurut Jenis Tanaman Menurut Kecamatan di Kabupaten Badung, 2020 dan 2021**  
**Table** 5.1.13 **Production of Fruits by Kind of Plant by Subdistrict in Badung Regency, 2020 and 2021**

Kecamatan Subdistrict	"Alpukat/ Avocado (kw/ qui)"		"Anggur/ Grape (kw/ qui)"	
	2020	2021	2020	2021
(1)	(2)	(3)	(4)	(5)
Kuta Selatan	79,00	154,82	0,00	0,00
Kuta	0,00	0,00	0,00	0,00
Kuta Utara	0,00	0,00	0,00	0,00
Mengwi	42,00	29,01	0,00	0,00
Abiansemal	56,00	56,00	0,00	0,00
Petang	7 862,00	7 736,00	0,00	0,00
<b>Badung</b>	<b>8 039,00</b>	<b>7 975,83</b>	<b>0,00</b>	<b>0,00</b>

berlanjut/ continued...

W " t ft ux ©Continued Table = 53:

Kecamatan Subdistrict	"Apel/ Apple (kw/ qui)"		"Belimbing/ Star Fruit (kw/ qui)"	
	2020	2021	2020	2021
(1)	(6)	(7)	(8)	(9)
Kuta Selatan	0,00	0,00	28,00	13,12
Kuta	0,00	0,00	9,00	22,87
Kuta Utara	0,00	0,00	44,00	6,00
Mengwi	0,00	0,00	204,00	102,13
Abiansemal	0,00	0,00	310,00	180,00
Petang	0,00	0,00	105,00	36,00
<b>Badung</b>	<b>0,00</b>	<b>0,00</b>	<b>700,00</b>	<b>360,12</b>

berlanjut/ continued...

W " t ftux©Continued Table =53:

Kecamatan Subdistrict	"Duku/Langsar/Kokosan/ Duku (kw/ qui)"		"Durian/ Durian (kw/ qui)"	
	2020	2021	2020	2021
(1)	(10)	(11)	(12)	(13)
Kuta Selatan	0,00	0,00	0,00	0,00
Kuta	0,00	0,00	0,00	0,00
Kuta Utara	0,00	0,00	0,00	0,00
Mengwi	35,00	0,00	3526,00	1 012,50
Abiansemar	0,00	210,00	3920,00	12 893,00
Patang	963,00	17 370,00	100 668,00	86 907,00
<b>Badung</b>	<b>998,00</b>	<b>17 580,00</b>	<b>108 114,00</b>	<b>100 812,50</b>

berlanjut/ continued...

W " t ftux©Continued Table =53:

Kecamatan Subdistrict	"Jambu Air/ Water Apple (kw/ qui)"		"Jambu Biji/ Guava (kw/ qui)"	
	2020	2021	2020	2021
(1)	(14)	(15)	(16)	(17)
Kuta Selatan	10,00	208,09	365,00	1 004,15
Kuta	4,00	12,45	135,00	32,50
Kuta Utara	8,00	0,00	164,00	54,00
Mengwi	36,00	52,92	1 081,00	1 185,92
Abiansemal	40,00	113,00	980,00	980,00
Petang	352,00	356,00	5 427,00	4 377,00
<b>Badung</b>	<b>450,00</b>	<b>742,46</b>	<b>8 152,00</b>	<b>7 633,57</b>

berlanjut/ continued...



W " t ft ux ©Continued Table = 53:

Kecamatan Subdistrict	"Jengkol/ Jengkol (kw/ qui)"		"Jeruk Besar/ Pomelo (kw/ qui)"	
	2020	2021	2020	2021
(1)	(18)	(19)	(20)	(21)
Kuta Selatan	0,00	0,00	28,00	0,00
Kuta	0,00	0,00	62,00	3,50
Kuta Utara	0,00	0,00	32,00	3,00
Mengwi	0,00	0,00	2 032,00	474,62
Abiansemal	0,00	0,00	120,00	60,00
Petang	0,00	0,00	1 046,00	145,00
<b>Badung</b>	<b>0,00</b>	<b>0,00</b>	<b>3 320,00</b>	<b>686,12</b>

berlanjut/ continued...

W " t ft ux@Continued Table =53:

Kecamatan Subdistrict	"Jeruk Siam/Kepron/Orange/ Tangerine (kw/ qui)"		"Mangga/ Mango (kw/ qui)"	
	2020	2021	2020	2021
(1)	(22)	(23)	(24)	(25)
Kuta Selatan	390,00	7 393,00	1 947,00	12 263,00
Kuta	0,00	0,00	61,00	149,00
Kuta Utara	850,00	0,00	2 027,00	0,00
Mengwi	470,00	20,25	0,00	202,64
Abiansemal	24,00	116,00	15,00	12,00
Petang	27 120,00	24 858,00	5 592,00	4 992,00
<b>Badung</b>	<b>28 854,00</b>	<b>32 387,25</b>	<b>9 642,00</b>	<b>17 618,64</b>

berlanjut/ continued...

W " t ftux©Continued Table = 53:

Kecamatan Subdistrict	"Manggis/ Mangosteen (kw/ qui)"		"Markisa/Konyal/ Passion fruit (kw/ qui)"	
	2020	2021	2020	2021
(1)	(26)	(27)	(28)	(29)
Kuta Selatan	0,00	0,00	0,00	-
Kuta	0,00	0,00	0,00	-
Kuta Utara	0,00	0,00	0,00	-
Mengwi	3 292,00	291,60	0,00	-
Abiansemal	0,00	331,00	0,00	-
Petang	8 668,00	8 504,00	1 037,00	-
<b>Badung</b>	<b>11 960,00</b>	<b>9 126,60</b>	<b>1 037,00</b>	<b>-</b>

berlanjut/ continued..

W " t ftux@Continued Table = 53:

Kecamatan Subdistrict	"Melinjo/ Gnetum/Melinjo (kw/ qui)"		"Nangka/Cempedak/ Jackfruit (kw/ qui)"	
	2020	2021	2020	2021
(1)	(30)	(31)	(32)	(33)
Kuta Selatan	3,00	0,00	154,00	165,00
Kuta	0,00	0,00	1,00	6,56
Kuta Utara	0,00	0,00	71,00	0,00
Mengwi	64,00	217,24	1 387,00	301,75
Abiansemal	1,00	7,05	30,00	60,00
Petang	52,00	67,00	85 144,00	80 348,00
<b>Badung</b>	<b>120,00</b>	<b>291,29</b>	<b>86 787,00</b>	<b>80 881,31</b>

berlanjut/ continued...

W " t ftux@Continued Table =55:

Kecamatan Subdistrict	"Nenas/ Pineapple (kw/ qui)"		"Pepaya/ Papaya (kw/ qui)"	
	2020	2021	2020	2021
(1)	(34)	(35)	(36)	(37)
Kuta Selatan	0,00	0,00	321,00	350,50
Kuta	0,00	0,00	490,00	245,00
Kuta Utara	0,00	0,00	44,00	14,00
Mengwi	0,00	0,00	7 604,00	1 975,30
Abiansemal	14,00	12,00	2 892,00	2 892,00
Petang	3 653,00	2 277,00	2 754,00	2 204,00
<b>Badung</b>	<b>3 667,00</b>	<b>2 289,00</b>	<b>14 105,00</b>	<b>7 680,80</b>

berlanjut/ continued...

Continued Table 53:

Kecamatan Subdistrict	"Petai/ Twisted Cluster Bean (kw/ qui)"		"Pisang/ Banana (kw/ qui)"	
	2020	2021	2020	2021
(1)				
Kuta Selatan	0,00	0,00	11 542,00	8 256,60
Kuta	0,00	0,00	187,00	0,00
Kuta Utara	0,00	0,00	3 900,00	96,00
Mengwi	0,00	0,00	9 765,00	9 132,42
Abiansemal	0,00	0,00	7 605,00	5 532,00
Petang	25,00	1,75	169 193,00	166 156,00
<b>Badung</b>	<b>25,00</b>	<b>1,75</b>	<b>202 192,00</b>	<b>189 173,02</b>

berlanjut/ continued...

W " t ftux©Continued Table = 53:

Kecamatan Subdistrict	"Rambutan/ Rambutan (kw/ qui)"		"Salak/ Snakefruit (kw/ qui)"	
	2020	2021	2020	2021
(1)	(42)	(43)	(44)	(45)
Kuta Selatan	0,00	0,00	0,00	0,00
Kuta	0,00	0,00	0,00	0,00
Kuta Utara	11,00	0,00	0,00	0,00
Mengwi	2 516,00	27,90	0,00	0,00
Abiansemal	1 548,00	1 548,00	12,00	12,00
Petang	38,00	371,00	17 389,00	14 036,00
<b>Badung</b>	<b>4 113,00</b>	<b>1 946,90</b>	<b>17 401,00</b>	<b>14 048,00</b>

berlanjut/ continued...

W " t ft uxContinued Table =55:

Kecamatan Subdistrict	"Sawo/ Sapodilla/Sawo (kw/ qui)"		"Sirsak/ Soursop (kw/ qui)"		"Sukun/ Breadfruit (kw/ qui)"	
	2020	2021	2020	2021	2020	2021
(1)	(46)	(47)	(48)	(49)	(50)	(51)
Kuta Selatan	1 058,00	1 090,21	21,00	37,70	0,00	0,00
Kuta	46,00	14,50	0,00	0,00	0,00	0,00
Kuta Utara	424,00	384,00	6,00	2,20	0,00	0,00
Mengwi	2 073,00	2 069,40	45,00	66,00	0,00	0,00
Abiansemal	8,00	6,00	12,00	10,00	192,00	192,00
Petang	1 271,00	336,00	2 209,00	1 144,00	2 316,00	418,00
<b>Badung</b>	<b>4 880,00</b>	<b>3 900,11</b>	<b>2 293,00</b>	<b>1 259,90</b>	<b>2 508,00</b>	<b>610,00</b>

Catatan/Note: Data Markisa tidak dikumpulkan pada tahun 2021/ Passion Fruit data not collected in 2021

Sumber/Source: BPS, Statistik Pertanian Hortikultura SPH-SBS/BPS-Statistics Indonesia, Agricultural Statistic for Horticulture SPH-SBS



**Tabel**  
**Table** 5.1.14**Produksi Buah–Buahan dan Sayuran Tahunan Menurut Jenis Tanaman, 2020 dan 2021**  
**Production of Annual Fruits and Vegetables by Kind of Plant, 2020 and 2021**

Jenis Tanaman <i>Kind of Plants</i>	Satuan <i>Unit</i>	2020	2021
(1)	(2)	(3)	(4)
Alpukat/ <i>Avocado</i>	kw/ qui	8 039,00	7 975,83
Anggur/ <i>Grape</i>	kw/ qui	0,00	0,00
Apel/ <i>Apple</i>	kw/ qui	0,00	0,00
Belimbing/ <i>Star Fruit</i>	kw/ qui	700,00	360,12
Duku/Langsat/Kokosan/ <i>Duku</i>	kw/ qui	998,00	17 580,00
Durian/ <i>Durian</i>	kw/ qui	108 114,00	100 812,50
Jambu Air/ <i>Water Apple</i>	kw/ qui	450,00	742,46
Jambu Biji/ <i>Guava</i>	kw/ qui	8 152,00	7 633,57
Jengkol/ <i>Jengkol</i>	kw/ qui	0,00	0,00
Jeruk Besar/ <i>Pomelo</i>	kw/ qui	3 320,00	686,12
Jeruk Siam/Keprok/ <i>Orange/Tangerine</i>	kw/ qui	28 854,00	32 387,25
Mangga/ <i>Mango</i>	kw/ qui	9 642,00	17 618,64
Manggis/ <i>Mangosteen</i>	kw/ qui	11 960,00	9 126,60
Markisa/Konyal/ <i>Passion fruit</i>	kw/ qui	1 037,00	-
Melinjo/ <i>Gnetum/Melinjo</i>	kw/ qui	120,00	291,29
Nangka/Cempedak/ <i>Jackfruit</i>	kw/ qui	86 787,00	80 881,31
Nenas/ <i>Pineapple</i>	kw/ qui	3 667,00	2 289,00
Pepaya/ <i>Papaya</i>	kw/ qui	14 105,00	7 680,80
Petai/ <i>Twisted Cluster Bean</i>	kw/ qui	25,00	1,75

berlanjut/continued...

W " t ft ux ©Continued Table = 55;

Jenis Tanaman Kind of Plants	Satuan Unit	2020	2021
(1)	(2)	(3)	(4)
Pisang/ <i>Banana</i>	kw/ qui	202 192,00	189 173,02
Rambutan/ <i>Rambutan</i>	kw/ qui	4 113,00	1 946,90
Salak/ <i>Snakefruit</i>	kw/ qui	17 401,00	14 048,00
Sawo/ <i>Sapodilla/Sawo</i>	kw/ qui	4 880,00	3 900,11
Sirsak/ <i>Soursop</i>	kw/ qui	2 293,00	1 259,90
Sukun/ <i>Breadfruit</i>	kw/ qui	2 508,00	610,00

Catatan/Note: Data Markisa tidak dikumpulkan pada tahun 2021/ *Passion Fruit data not collected in 2021*

Sumber/Source: BPS, Statistik Pertanian Hortikultura SPH-SBS/BPS-Statistics Indonesia, *Agricultural Statistic for Horticulture SPH-SBS*

## 5.2 PERKEBUNAN ESTATE CROPS

**Tabel 5.2.1** Luas Areal Tanaman Perkebunan Menurut Kecamatan dan Jenis Tanaman di Kabupaten Badung (ribu ha), 2020 dan 2021  
*Planted Area of Estate Crops by Subdistrict and Type of Crops in Badung Regency (thousand ha), 2020 and 2021*

Kecamatan Subdistrict	Kelapa Sawit/Oil Palm		Kelapa/Coconut	
	2020	2021	2020	2021
(1)	(2)	(3)	(4)	(5)
Kuta Selatan	0	0	182,26	182,26
Kuta	0	0	0	0
Kuta Utara	0	0	0	20,00
Mengwi	0	0	795,38	795,38
Abiansemal	0	0	1133,52	1133,52
Petang	0	0	482,59	482,59
<b>Badung</b>	<b>0</b>	<b>0</b>	<b>2593,75</b>	<b>2613,75</b>

*berlanjut/ continued...*

W " t ft ux ©Continued Table =9B

Kecamatan Subdistrict	Karet/Rubber		Kopi/Coffee	
	2020	2021	2020	2021
(1)	(6)	(7)	(8)	(9)
Kuta Selatan	-	-	-	-
Kuta	-	-	-	-
Kuta Utara	-	-	-	-
Mengwi	-	-	10,1	1,01
Abiansemal	-	-	8,92	8,92
Petang	-	-	1778,8	1778,8
<b>Badung</b>	-	-	<b>1797,82</b>	<b>1788,73</b>

berlanjut/ continued...

W " t ft ux ©Continued Table = 93

Kecamatan Subdistrict	Kakao/Cocoa		Tebu/Sugar cane	
	2020	2021	2020	2021
(1)	(10)	(11)	(12)	(13)
Kuta Selatan	-	-	-	-
Kuta	-	-	-	-
Kuta Utara	-	-	-	-
Mengwi	25,48	25,48	-	-
Abiansemal	62,53	62,53	-	-
Petang	173,73	171,73	-	-
<b>Badung</b>	<b>261,74</b>	<b>259,74</b>	-	-

berlanjut/ continued...

W " t ft ux ©Continued Table = 93

Kecamatan Subdistrict	Teh/Tea		Tembakau/Tobacco	
	2020	2021	2020	2021
(1)	(14)	(15)	(16)	(17)
Kuta Selatan	-	-	-	-
Kuta	-	-	-	-
Kuta Utara	-	-	-	-
Mengwi	-	-	-	-
Abiansemal	-	-	-	-
Petang	-	-	-	-
<b>Badung</b>	-	-	-	-

berlanjut/ continued...

W " t ft ux @Continued Table = 9 3

Kecamatan Subdistrict	Cengkeh/Clove		Panili/Vanilla	
	2020	2021	2020	2021
(1)	(14)	(15)	(16)	(17)
Kuta Selatan	-	-	-	-
Kuta	-	-	-	-
Kuta Utara	-	-	-	-
Mengwi	15,65	15,65	-	-
Abiansemal	31,6	31,6	-	-
Petang	197,84	195,34	14,08	14,08
<b>Badung</b>	<b>245,09</b>	<b>242,59</b>	<b>14,08</b>	<b>14,08</b>

berlanjut/ continued...

W " t ftux@Continued Table = 9B

Kecamatan Subdistrict	Jambu Mete/ Cashew		Kapok	
	2020	2021	2020	2021
(1)	(14)	(15)	(16)	(17)
Kuta Selatan	35,88	35,88	310,39	310,39
Kuta	-	-	-	-
Kuta Utara	-	-	-	-
Mengwi	-	-	-	-
Abiansemal	-	-	-	-
Petang	-	-	-	-
<b>Badung</b>	<b>35,88</b>	<b>35,88</b>	<b>310,39</b>	<b>310,39</b>

Catatan/Note: ...

Sumber/Source: Dinas Pertanian dan Pangan Kabupaten Badung/ Department of Agriculture and Food of Badung Regency



**Tabel 5.2.2** **Produksi Perkebunan Menurut Kecamatan dan Jenis Tanaman di Kabupaten Badung (ribu ton), 2020 dan 2021**  
**Production of Estates by Subdistrict and Type of Crops in Badung Regency (thousand tons), 2020 and 2021**

Kecamatan Subdistrict	Kelapa Sawit/Oil Palm		Kelapa/Coconut	
	2020	2021	2020	2021
(1)	(2)	(3)	(4)	(5)
Kuta Selatan	-	-	56,31	149,41
Kuta	-	-	-	-
Kuta Utara	-	-	-	-
Mengwi	-	-	614,08	615,14
Abiansemal	-	-	910,18	804,37
Petang	-	-	344,00	432,63
<b>Badung</b>	<b>-</b>	<b>-</b>	<b>1924,57</b>	<b>2001,55</b>

berlanjut/ continued...

W " t ftuxContinued Table =99

Kecamatan Subdistrict	Karet/Rubber		Kopi/Coffee	
	2020	2021	2020	2021
(1)	(6)	(7)	(8)	(9)
Kuta Selatan	-	-	-	-
Kuta	-	-	-	-
Kuta Utara	-	-	-	-
Mengwi	-	-	3,70	5,19
Abiansemal	-	-	2,00	2,21
Petang	-	-	683,85	695,46
<b>Badung</b>	-	-	<b>689,55</b>	<b>702,86</b>

berlanjut/ continued...

W " t ftux@Continued Table =99

Kecamatan Subdistrict	Kakao/Cocoa		Tebu/Sugar cane	
	2020	2021	2020	2021
(1)	(10)	(11)	(12)	(13)
Kuta Selatan	-	-	-	-
Kuta	-	-	-	-
Kuta Utara	-	-	-	-
Mengwi	3,60	1,40	-	-
Abiansemal	9,80	15,40	-	-
Petang	61,60	53,62	-	-
<b>Badung</b>	<b>75,00</b>	<b>70,42</b>	-	-

berlanjut/ continued...

W " t ftuxContinued Table =99

Kecamatan Subdistrict	Teh/Tea		Tembakau/Tobacco	
	2020	2021	2020	2021
(1)	(14)	(15)	(16)	(17)
Kuta Selatan	-	-	-	-
Kuta	-	-	-	-
Kuta Utara	-	-	-	-
Mengwi	-	-	-	-
Abiansemal	-	-	-	-
Petang	-	-	-	-
<b>Badung</b>	-	-	-	-

berlanjut/ continued...

W " t ftux@Continued Table =99

Kecamatan Subdistrict	Cengkeh/Clove		Panili/Vanilla	
	2020	2021	2020	2021
(1)	(14)	(15)	(16)	(17)
Kuta Selatan	-	-	-	-
Kuta	-	-	-	-
Kuta Utara	-	-	-	-
Mengwi	1,70	2,15	-	-
Abiansemal	2,80	5,40	-	-
Petang	33,20	36,13	2,40	0,37
<b>Badung</b>	<b>37,70</b>	<b>43,68</b>	<b>2,40</b>	<b>0,37</b>

berlanjut/continued...

W " t ft ux ©Continued Table =59

Kecamatan Subdistrict	Jambu Mete		Kapok	
	2020	2021	2020	2021
(1)	(14)	(15)	(16)	(17)
Kuta Selatan	-	-	-	-
Kuta	-	-	-	-
Kuta Utara	-	-	-	-
Mengwi	-	-	-	-
Abiansemal	-	-	-	-
Petang	11,90	5,20	75,00	63,50
<b>Badung</b>	<b>11,90</b>	<b>5,20</b>	<b>75,00</b>	<b>63,50</b>

Catatan/Note: ...

Sumber/Source: Dinas Pertanian dan Pangan Kabupaten Badung/ Department of Agriculture and Food of Badung Regency

### 5.3 PETERNAKAN LIVESTOCK

**Tabel 5.3.1** Populasi Ternak Menurut Kecamatan di Kabupaten Badung, 2021  
*Population of Poultry by Subdistricts in Badung Regency, 2021*

Kecamatan Subdistrict	Sapi Cow	Kerbau Buffalo	Kambing/ Domba Goat/Sheep	Babi Pig	Kuda Horse
(1)	(2)	(3)	(4)	(5)	(6)
Kuta Selatan	6 139	-	102	1 186	-
Kuta	337	-	34	54	4
Kuta Utara	1 281	-	35	1 095	-
Mengwi	5 234	-	139	4 127	45
Abiansemal	8 462	-	118	5 242	-
Petang	12 688	2	54	10 607	-
<b>Badung</b>	<b>34 141</b>	<b>2</b>	<b>482</b>	<b>22 311</b>	<b>49</b>

*berlanjut/continued...*

W " t ftuxContinued Table =5 B

Kecamatan Subdistrict	Ayam Buras Native	Ayam Ras Pedaging Broiler	Ayam Ras Petelor Layer	Itik Duck
(1)	(7)	(8)	(9)	(10)
Kuta Selatan	63 780	142 000	1 915	2 377
Kuta	3 067	-	-	-
Kuta Utara	8 331	-	-	604
Mengwi	40 776	122 227	27 364	28 284
Abiansemal	94 069	184 200	60 800	30 927
Petang	31 036	661 500	284 400	1 376
<b>Badung</b>	<b>241 059</b>	<b>1 109 927</b>	<b>374 479</b>	<b>63 568</b>

Sumber : Dinas Pertanian dan Pangan Kabupaten Badung.

Source : Department of Agriculture and Food of Badung Regency



**Tabel 5.3.2** Banyaknya Peternak Ayam Ras dan Produksi Telur Menurut Kecamatan di Kabupaten Badung, 2021  
**Number of Chicken Breeder and Egg Production by Subdistricts in Badung Regency, 2021**

Kecamatan Subdistrict	Peternak (Orang/unit) Breeder	Ayam Buras Native	Ayam Ras Pedaging Broiler	Produksi Telur (Butir) Eggs Production
(1)	(2)	(3)	(4)	(5)
Kuta Selatan	10	142 000	1 915	588
Kuta	-	-	-	-
Kuta Utara	-	-	-	-
Mengwi	47	122 227	27 364	23 653
Abiansemal	28	184 200	60 800	48 178
Patang	43	661 500	284 400	58 577
<b>Badung</b>	<b>128</b>	<b>1 109 927</b>	<b>374 479</b>	<b>130 996</b>

Sumber : Dinas Pertanian dan Pangan Kabupaten Badung.

Source : Department of Agriculture and Food of Badung Regency

**Tabel**  
**Table** 5.3.3

**Banyaknya Ternak yang Dipotong pada Rumah Potong Hewan di Kabupaten Badung, 2021**  
**Number of Slaughtered Livestock at Abattoir in Badung Regency, 2021**

<b>Bulan</b> <b>Month</b>	<b>Sapi</b> <b>Cow</b>	<b>Babi</b> <b>Pig</b>	<b>Kambing</b> <b>Goat</b>	<b>Jumlah</b> <b>Total</b>
(1)	(2)	(3)	(4)	(5)
Januari / January	481	925	-	1 406
Februari / February	435	864	-	1 299
Maret / March	453	956	-	1 409
April / April	427	833	-	1 260
Mei / May	469	957	-	1 426
Juni / June	497	925	-	1 422
Juli / July	796	910	-	1 706
Agustus / August	482	943	-	1 425
September / September	463	883	-	1 346
Oktober / October	480	853	-	1 333
November / November	419	855	-	1 274
Desember / December	484	912	-	1 396
<b>Jumlah/Total</b>	<b>5 886</b>	<b>10 816</b>	<b>-</b>	<b>16 702</b>

Sumber : Dinas Pertanian dan Pangan Kabupaten Badung.

Source : Department of Agriculture and Food of Badung Regency

**Tabel**  
**Table** 5.3.4

**Produksi Daging, Telur dan Kulit di Kabupaten Badung, 2021**  
**Production of Meats, Eggs and Leather in Badung Regency, 2021**

Triwulan Quarter	Daging (Ton) Meats				Telur (Ton) Eggs	Kulit Sapi/ Kerbau Cow and Buffalo Leather
	Sapi Cow	Babi Pig	Ayam Chicken	Kambing Goat		
(1)	(2)	(3)	(4)	(5)	(6)	(7)
Triwulan / Quarter I	310,34	2 657,83	3 057,18	2,46	742,62	1 369,00
Triwulan / Quarter II	315,79	3 263,22	3 386,87	2,46	733,55	1 393,00
Triwulan / Quarter III	437,97	2 868,49	2 891,32	31,11	764,65	1 932,00
Triwulan / Quarter IV	300,81	3 871,33	3 347,93	2,19	778,93	1 383,00
<b>Badung</b>	<b>1 364,91</b>	<b>12 660,87</b>	<b>12 683,30</b>	<b>38,22</b>	<b>3 019,75</b>	<b>6 077,00</b>

Sumber : Dinas Pertanian dan Pangan Kabupaten Badung.

Source : Department of Agriculture and Food of Badung Regency

**Tabel 5.3.5 Pencegahan Penyakit/Vaksinasi SE di Kabupaten Badung, 2021**  
**Table 5.3.5 Prevention of Disease/S.E Vaccination in Badung, 2021**

Bulan Month	Proyek (APBD II) Project (Regional Budget)			Swadaya Self Help	Jumlah Total
	Target Target	Realisasi Realization	Persentase Percentage		
(1)	(2)	(3)	(4)	(5)	(6)
Januari / January	-	-	-	10	10
Februari / February	-	-	-	50	50
Maret / March	-	-	-	100	100
April / April	-	-	-	60	60
Mei / May	-	-	-	80	80
Juni / June	-	-	-	80	80
Juli / July	-	-	-	110	110
Agustus / August	-	-	-	115	115
September / September	-	-	-	-	-
Oktober / October	-	-	-	75	75
November / November	-	-	-	50	50
Desember / December	-	-	-	-	-
<b>Jumlah/Total</b>	-	-	-	<b>730</b>	<b>730</b>

Sumber : Dinas Pertanian dan Pangan Kabupaten Badung.  
 Source : Department of Agriculture and Food of Badung Regency

**Tabel 5.3.6** Banyaknya Kelompok Petani Ternak di Kabupaten Badung, 2021  
**Table 5.3.6** *Number of Farmer Groups in Badung Regency, 2021*

Kecamatan Subdistrict	Sapi Cow	Babi Pig	Kambing Goat	Ayam Buras Native Chicken	Itik Duck	Jumlah Total
(1)	(2)	(3)	(4)	(5)		
Kuta Selatan	5	-	-	1	-	6
Kuta	2	-	-	-	-	2
Kuta Utara	3	1	-	-	-	4
Mengwi	30	15	-	-	-	45
Abiansemal	31	18	2	4	-	55
Petang	45	10	3	-	-	58
<b>Badung</b>	<b>116</b>	<b>44</b>	<b>5</b>	<b>5</b>	<b>-</b>	<b>170</b>

Sumber : Dinas Pertanian dan Pangan Kabupaten Badung.

Source : Department of Agriculture and Food of Badung Regency

**5.4 PERIKANAN  
FISHERY**

**Tabel 5.4.1** Banyaknya Armada Penangkapan Ikan Laut di Kabupaten Badung (Buah/Unit), 2021  
**Number of Marine Fishing Boats (Units) in Badung Regency, 2021**

Tahun Year	Perahu Tanpa Motor Unmotorized Boat	Perahu Motor Tempel Motor Boat	Kapal Motor Machine Driver Ship	Jumlah Total
(1)	(2)	(3)	(4)	(5)
2021	1,027	1,551	25	2,603

Catatan/Note: ...

Sumber : Dinas Perikanan Kabupaten Badung.

Source : Animal Husbandary, Fishery and Marine Department of Badung Regency

**Tabel**  
**Table** 5.4.2

**Banyaknya Alat Penangkapan Ikan yang Utama di  
Kabupaten Badung (Buah/Unit), 2021**  
**Main Fishing Equipment (Units) in Badung Regency, 2021**

Jenis Alat Kind of Fishing Equipment	2021
(1)	(2)
Pukat Pantai / Beach Dragnet	-
Pukat Cincin / Purse Seine	1,164
Jaring Klitik / Shrimp Encircling Gill Nets	16 570
Jaring Insang Tetap/Hanyut / Gill Net	450
Jaring Buang / Lainnya	-
Pancing Tonda / Troll Line	3 963
Pancing Ulur / Hand Line	3 160
Alat Pengumpul Rumput Laut / Sea Weed Collector	550
Rawai Tuna / Tramel Net	148
Pancing Rawai	5
Lain-Lain / Others	250
<b>Jumlah/Total</b>	<b>26,260</b>

Catatan/Note: ...

Sumber : Dinas Perikanan Kabupaten Badung.

Source : Animal Husbandary, Fishery and Marine Department of Badung Regency

**Tabel** 5.4.3 **Jumlah Kelompok Nelayan per Kecamatan, 2021**  
**Table** **Number of Fisherman Groups per District, 2021**

Kecamatan	Jumlah Kelompok	Nama Kelompok	Desa/Kelurahan
(1)	(2)	(3)	(4)
Kuta Selatan	33	Pantura Sejahtera	Tanjung Benoa
		Mawar Kuning I	
		Mawar Kuning II	
		Benoa Mini Bahari	
		Segara Ayu	
		Pana Sari	
		Mina Segara merta	
		Mekar Sari	
		Purnama Sidi	
		Kerta Segara	
		Jala Manca Gandhi	Benoa
		Merta Segara	
		Yasa Segara	
		Geger Samudra Indah	
		Wana Segara Alas Linggah	
		Sari Merta Segara	
		Mina Samudra	Kutuh
		Amerta Segara	Ungasan
		Segara Kidul	
		Mekar Sari	Pecatu
		Segara Wangi	
		Nyang Nyang	
		Petanahan Sari	Jimbaran
		Dharma Harum	
		Pantai Sempaning	
		Sida Makmur Batu Layah	
		Mina kali	
		Celuk Sari	

*berlanjut/ continued...*



W " t ft ux@Continued Table =5 5

Kecamatan	Jumlah Kelompok	Nama Kelompok	Desa/Kelurahan
(1)	(2)	(3)	(4)
		Dharma Kanthi	
		Dharma Bakti	
Kuta Selatan	33	Ersanya Gaing Gaingan	Jimbaran
		Balangan samudra	
		Tanjung Jangah	
Kuta	13	Samudra Jaya I	Kuta
		Samudra Jaya II	
		Samudra Jaya III	
		Prapat Agung Megening Petasari	
		Mina Segara Sekeh	
		Saman Jaya	Tuban
		Graha Pulih	
		Wana Sari	
		Putra Bali	Kedonganan
		Kerta Bali	
		Segara Ayu	
		Ulam Sari	
		Wana Segara Kertih	
Kuta Utara	3	Merta Segara	Canggu
		Segara Perancak	Tibubeneng
		Peti Tenget	Kerobokan Kelod
Mengwi	7	Baruna I	Cemagi
		Baruna II	
		Baruna III	
		Regenerasi Putra Baruna I	
		Regenerasi Baruna II	

Catatan/Note: ...

Sumber : Dinas Perikanan Kabupaten Badung.

Source : Animal Husbandary, Fishery and Marine Department of Badung Regency

**Tabel 5.4.4**      **Produksi Ikan Basah di Kabupaten Badung, 2021**  
**Table**              **Number of Fresh Fishes in Badung Regency, 2021**

Bulan Month	Produksi Ikan Laut / Sea Fish Production (Ton)	Nilai (Rp. 000)/ Value (Rp. 000)	Produksi Ikan Darat / Fresh Water Fish Production (Ton)	Nilai (Rp. 000)/ Value (Rp. 000)	Produksi Rumput Laut / Sea Weed (Ton)	Nilai (Rp. 000)/ Value (Rp. 000)
(1)	(2)	(3)	(4)	(5)		
Januari / January	121,40	4 601 720	39,42	636 060	0,00	0,00
Februari / February	187,70	5 983 030	42,00	672 820	0,00	0,00
Maret / March	190,94	5 540 010	56,23	900 730	0,00	0,00
April / April	537,57	11 446 180	56,75	916 250	0,00	0,00
Mei / May	806,82	18 489 635	65,92	1 068 000	0,00	0,00
Juni / June	1 802,46	32 131 160	63,66	1 033 070	0,00	0,00
Juli / July	1 131,67	23 089 350	63,79	1 027 880	0,00	0,00
Agustus / August	1 431,16	28 796 700	67,64	1 096 550	0,00	0,00
September / September	1 217,64	24 231 110	67,69	1 093 670	0,00	0,00
Oktober / October	785,53	16 516 170	66,28	1 049 370	0,00	0,00
November / November	260,50	6 486 150	65,55	1 042 340	0,00	0,00
Desember / December	74,89	2 468 970	51,88	823 900	0,00	0,00
<b>Jumlah/Total</b>	<b>8 548,28</b>	<b>179 780 185</b>	<b>706,81</b>	<b>11 360 640</b>	<b>0,00</b>	<b>0,00</b>

Catatan/Note: ...

Sumber : Dinas Perikanan Kabupaten Badung.

Source : Animal Husbandary, Fishery and Marine Department of Badung Regency

**Tabel**  
**Table** 5.4.5**Produksi dan Nilai Penangkapan Ikan Laut Menurut Jenisnya di Kabupaten Badung, 2021**  
**Production and Value of Marine Fishery by Its Kind in Badung Regency, 2021**

Jenis Produksi	Satuan Produksi Production Unit		Nilai (Rp. 000) Value (Rp.000)
	T o n	Ekor	
(1)	(2)	(3)	(4)
Ikan Konsumsi (Segar) / Fresh Fish	0	0	0
Ikan Hias Laut / Marine Ornamental Fish	0	0	0
Hasil Laut Lainnya (Rumput Laut) / Sea Weed	0	0	0
Penyu Hidup / Life Turtle	0	0	0
Ikan Olahan / Processed Fish	6 650,00	0	166 250 000,00
<b>Jumlah/ Total</b>	<b>6 650,00</b>	<b>0</b>	<b>166 250 000,00</b>

Catatan/Note: ...

Sumber : Dinas Perikanan Kabupaten Badung.

Source : Animal Husbandary, Fishery and Marine Department of Badung Regency

**Tabel**  
**Table** 5.4.6

**Luas Areal dan Hasil Penangkapan Ikan di Sungai dan Waduk di Kabupaten Badung, 2021**  
**Area and Production of River, Reservoir/Swamp Fishing in Badung Regency, 2021**

Tahun Year	Sungai (Ha) (PU) River	Waduk/Rawa Reservoir/Swamp	Hasil (Ton) Production (Ton)
(1)	(2)	(3)	(4)
2021	8	-	14,99

Catatan/Note: ...

Sumber : Dinas Perikanan Kabupaten Badung.

Source : Animal Husbandary, Fishery and Marine Department of Badung Regency

**Tabel**  
**Table** 5.4.7**Luas Pemeliharaan Ikan, Produksi dan Nilainya di  
Kabupaten Badung, 2021**  
**Area of Fish Cultivation, Production and Value in Badung  
Regency, 2021**

Tahun Year	Luas Pemeliharaan (Ha) Area of Fish Cultivation			Produksi (Ton) Production (Ton)		
	Tambak Fish Pond	Kolam Pond	Sawah Rice Field	Tambak Fish Pond	Kolam Pond	Sawah Rice Field
(1)	(2)	(3)	(4)	(5)	(6)	(7)
2021	-	44,00	13,8	-	683,61	8,21

berlanjut/continued...

W " t ft ux 6Continued Table =5 B

Tahun Year	Nilai (Jutaan Rupiah) Value (million Rupiahs)		
	Tambak Fish Pond	Kolam Pond	Sawah Rice Field
(1)	(8)	(9)	(10)
2021	-	10 908 400	103 230

Catatan/Note: ...

Sumber : Dinas Perikanan Kabupaten Badung.

Source : Animal Husbandary, Fishery and Marine Department of Badung Regency

**Tabel**  
**Table** 5.4.8**Luas Perairan Umum Penangkapan Ikan, Produksi dan Nilainya di Kabupaten Badung, 2021**  
**Area of Catching in Open Water, Production and Value in Badung Regency, 2021**

Tahun Year	Luas (Ha) Area (ha)	Produksi (Ton) Production (Ton)	Nilai (Jutaan Rupiah) Value (Milion Rupiahs)
(1)	(2)	(3)	(4)
2020	106	14,99	349 010 000

Catatan/Note: ...

Sumber : Dinas Perikanan Kabupaten Badung.

Source : Animal Husbandary, Fishery and Marine Department of Badung Regency

**Tabel**  
**Table** 5.4.9

**Luas dan Nilai Hasil Pemeliharaan Ikan di Kabupaten  
Badung, 2021**  
**Area and Value of Fish Cultivation In Badung Regency, 2021**

Jenis Pemeliharaan <i>Kind of Cultivation</i>	Luas Pemeliharaan (Ha) <i>Area of Fish Cultivation (Ha)</i>	Hasil Ikan <i>Fish Production</i>	
		Benih (Ekor) <i>Seed</i>	Konsumsi (Ton) <i>Consumption (Ton)</i>
(1)	(2)	(3)	(4)
Kolam Rakyat/UPR	0,66	2 889 000	0
K P I	0	0	0
BBI Kapal & Petang	0,88	2 138 000	0
Pemeliharaan di Sawah	0	0	0
Pemeliharaan di Tambak	0	0	0
<b>Jumlah/Total</b>	<b>1,54</b>	<b>5 027 000</b>	<b>0</b>

Catatan/Note: ...

Sumber : Dinas Perikanan Kabupaten Badung.

Source : Animal Husbandary, Fishery and Marine Department of Badung Regency



**Tabel** 5.4.10 **Luas dan Banyaknya Pembenuhan Ikan di Kabupaten Badung, 2021**  
**Table** 5.4.10 **Area and Number of Fish Hatchery in Badung Regency, 2021**

Tempat Pembenuhan Place of Hatchery	Luas (Ha) Area (Ha)	Hasil Benih Ikan (Ekor) Product of Hatchery
(1)	(2)	(3)
1. B B I	0,80	2 138 000
U P R	0,66	2 889 000
2. Perikanan Rakyat/ KPI	0,00	0
Ikan Hias Air Tawar	0,00	0
3. Penangkaran Nener/Benur	0,00	0
4. Hatchery	0,00	0
<b>Jumlah/Total</b>	<b>1,46</b>	<b>5 027 000</b>

Catatan/Note: ...

Sumber : Dinas Perikanan Kabupaten Badung.

Source : Animal Husbandary, Fishery and Marine Department of Badung Regency

<https://badungkab.bps.go.id>

06

**INDUSTRI, PERTAMBANGAN, DAN ENERGI  
INDUSTRY, MINING, AND ENERGY**

**25.231 sambungan**

*Jumlah Pelanggan Air Bersih di Kuta*

**Rp. 62.435.911.971**

*Nilai Air Bersih Tersalurkan di Kuta Utara*



Jumlah sambungan air bersih terbanyak di Kecamatan Kuta,  
sedangkan nilai air bersih tersalurkan terbesar ada  
di Kecamatan Kuta Utara

*Kuta Subdistrict has highest number of clean water connection  
meanwhile North Kuta subdistrict has the highest  
value of it*



**PENJELASAN TEKNIS**

**TECHNICAL NOTES**

85 bx z      © wt t - w    -ux t  
 wt    xwt z w©½½    x©©-  
 e    x-T w    -Lx t wt    exwt z  
 t z w©½½ t½½    x t    t"  
 xvt t    © z½½    / x    0 x"t½  
 t"      8CA=5 e    x- T w    -  
 Lx t wt    exwt z    x vt½  
 x t    x    t"tt    - w    -  
 t z    x      t- x tzt ½x "t  
 97 t z t t    ©u"    wx zt  
       x zz t½½    ½x - x    T K5

95 V© y½½ - w    - t zwz t½½  
 wt©    x-- -ux wt t ½x twt  
 V© y½½ -Lt½½ W t zt g t"t  
 T w x t    /LWTS VLW twt©"  
 ½© y½½ - © t zt    t"t t z  
 ux wt t ½x twt T x t - t©  
 et wt w T w    t©M© yvt -  
       y K©Ov      y Kv ---x /eTVO  
 x --; t z x©" w-x t½½  
 wx zt ½ w-T w x t½

: 5 T w    - t y½½    twt©"  
       t ½xz-t t x½½    - t z  
       x©½½ ½½ ½xz-t t    x z ut"  
       t    utt z wt t    xvt t  
       x½½ -3 ½½ -t3 t t    wx zt  
       t zt x"-zzt x "tw-utt z  
       "tw-6 x x zt"    "tw-3 wt t t  
       utt z t z ½ t z ©- t  
       x "tw-utt z t z ©u"    -zz-  
       ©- t3wt y t t ©u" wx½½  
       ½x twt x t½½-t½½-5fx t ½½  
       wt© ½xz-t t -- twt©" t t  
       -w -wt x½x "tt x t½½-t 5

; 5 Lt t - w    - twt©" ½xz-t t  
       -w - t z x© t -½x x ©t  
       -t½½©- 5bt wt ½xz-t t --

1. Data collection of large and medium scale manufacturing is conducted through The Large and Medium Manufacturing Establishment Survey that has been done annually for all industries (census) since 1975. Large and Medium Manufacturing Establishment Survey covers all manufactures/industries with 20 workers or more by questionnaire II A.

2. The industrial classification adopted in this survey refers to the Klasifikasi Baku Lapangan Usaha Indonesia (KBLI). KBLI is classification of economic activities based on the International Standard Industrial Classification of All Economic Activities (ISIC rev 4) that has been modified according to the local condition in Indonesia.

3. Manufacturing industry is defined as an economic activity processing basic goods mechanically, chemicals or manually into final or intermediate goods. It is also defined as processing of lower value goods into higher value goods as final or intermediate products. The activities also include services for manufacturing and assembling.

4. Services for manufacturing is defined as a manufacturing activity which serving other manufacturing

ut"t ut½ w-xwt½ @ " -t½  
 @- xwt z½ "t½ x z @"  
 "t t x@½ ½ x z @"t t  
 wx zt x wt t - ut@  
 xutz-t@ "t t / t" t½ @  
 =5 bx t"tt t t t"t - w -  
 twt@ t - /½ t t 0  
 t"t t z x@½ ½  
 ½xz½t x½ -3 ux "t  
 x z"t @t utt z t t "t t 3  
 x @ t½ twt t ut z t  
 t t @½ - x x 3 wt  
 x t-vt t t tw -- t -  
 x x w- x zx t- w ½-wt  
 ½ ut t x t twt x t z  
 t t @u" t z ux t zz z  
 "t tutt t"t x xu 5  
 @5 Tw - t yt½  
 w½@ ½½ ½ wt@ ;  
 z © zt ux wt t½ ut t½ t  
 x½ "t 3 t- D- w -ux t /877  
 t z x½ "t t @u" @- w -  
 xwt z6 x x zt" /97 CC t z  
 x½ "t @ -w - ½xv-@ / = 8C  
 t z x½ "t @wt -w - ½  
 /8 ; t z x½ "t @  
 A5 T t t u½ t t t t twt@  
 u½ t t z w-½x@t ½ wt@  
 x -w - t z ux t  
 ut"t ut½ 3ut"t ut½ 3ut t z  
 @- t w@t ut"t ut½ 6ut"t  
 x © z3 "t t -w -3x t  
 z xw z3 wt u½ t "t t  
 -w -5  
 B5 a twt@ @-½x@t t t z  
 w"t @t wt - x ½z½t  
 -w -t z ux t ut t z t z  
 w"t @t 3 x tzt @ ½ t z  
 w"t @t t -w -3½ zt  
 "t © ux@ x t ut"t ½

establishments. In this case, raw materials are supplied by others while the workers are paid as a compensation for processing raw materials.

5. A manufacturing establishment is defined as a production unit engaged in economic activity, producing goods or services, located in a building or in a certain location, keeping a business record concerning the production and cost structure, and having a person or more that are responsible to those activities.
6. Manufacturing industries are categorized into four groups, based on the number of employees: large scale manufacturing (100 employees or more), medium scale manufacturing (20-99 employees), small scale manufacturing (5-19 employees), and micro industry (1-4 employees).
7. Input or intermediate cost is defined as cost of raw materials and supporting materials, fuel, other materials, electricity, industrial services, building rent, and nonindustrial services, etc.
8. Output is defined as total value of all processed goods which include production, electricity sold, industrial services, profits, change in stocks and other incomes.

- ut t z x x zt" "tw-3 wt  
x x - tt ④- 5
- C5 Z ④- t ut" twt ④" ux t t 9. Value added is defined as subtraction from output to input.  
w½ t z - ux t t ④-  
- /t t t ⑤
- 875 bx zx ③t t ½ x tzt ½ "t 10. Labor cost is defined as compensation for workers in the form of money and goods. Labor cost covers wage and salary, overtime pay, bonus in cash and goods, pension funds, social allowance, accident allowance, etc.  
twt ④" x t½ - ut ④ t t  
"t t4t t t z x ④" w½ ut ½  
④" x½ "t ½ "t½ ④- t z  
x ④ - t" ④t"3 t" ④ u 3  
"twt"3 u wt x"x - t3  
- t wt x - 3 "t zt  
t ③ "t zt ½vx ④½t 3wt  
④- t5
- 885 Y wt ③ x t twt ④" wt ③½ "t 11. Fixed asset is working capital that can be used for more than one year.  
t z wt t wz t½ ④u" wt -  
t t" 5
- 895 bt "t½ -wt ½ ④ z z twt ④" t "t½ 12. Indirect tax is tax paid by establishment including value added taxes (PPn).  
t z ④ z z wut t ½ ④"  
x t"tt 3x t ½bb 5
- 8: 5 Lt "t ut ½ twt ④" ut "t 4t "t 13. Raw material is material used in the production process of production goods.  
t z wz t½ ½ x  
w ½- wt ④ x ux ½  
t ut t z w ½-5
- 8; 5 Lt t z t z w"t ④½ twt ④" 14. Outcome product is goods related in the production process.  
ut t z t z w"t ④½ wt ④  
x w ½-5
- 8=5 Vt t -t ④ -½ x t t z twt ④" 15. Installed electricity capacity of all operated power plants machines.  
t ③ ½ t -t wt - x ③ "  
x - x ut z½ ④ -½ t z  
w- x t ½ 5
- 8⑤ W -½ t z wut z½-½ twt ④" 16. Electricity generated is the amount of electricity generated by all power plant engine in Watt hours standard unit.  
" ④" ④ -½ t z wut z½-½  
④" x ③ " x - x ut z½-  
④ -½ wt w- t t½ wt ④  
t t wt t t " 5
- 8A5 U ④" ④ -½ zt ④- ux " t z 17. Sold electricity/gas/cleaned water is total electricity/gas/cleaned water distributed to customers.  
x " t ③ twt ④" ut t½ t ④ -½  
zt ④- ux " t z w-t ③ ½  
½x twt t t x ④ zzt 5

**ULASAN**

**DESCRIPTION**

LKL 7@ x t 01 wt t x t z  
 Tw 3 bx t ut zt wt O x z-5  
 Rt ut @8 x " 1/1 wt t " 0"  
 w 1/2-wt x " t0 x tzt 0 1/2  
 bf5 bWZ /bx x 0 t Y x z -  
 wt V t t z x " 1/1 " t 0  
 w 1/2- xux t 857757: 5;; V " 3  
 wt 1/1 t -t t z x " t0 xux t  
 85-A75A957CV " x0 t t" 97985

CHAPTER 06 displays data on Industry, Mining and Energy. Figure 6.1 shows data on the amount of electricity production and sales of PT. PLN (Persero) rayon Mengwi and Kuta which showed production results of 1,600,003,344 Kwh, and the capacity sold was 1,570,072,609 Kwh during 2021.

btwt Rt ut @9 x " 1/1  
 ut t1/2 t x0 zzt t- - twt  
 bNKY f-t Yt z t t Vtu t x  
 Ltw z t" 97985 exvt t 3  
 " 0" x0 zzt wt -L 0 Lt t -  
 t t- Nx x ux 9798 x tz0 -  
 x -z1/1 t t t- xut t1/2 A=87:  
 x0 zzt twt L 0 Nx x ux  
 97985 tz-t ux 1/2 t x t 01  
 tux@tux0 x 1/1- vx zt -w 3  
 x t ut zt 3 wt x x z- w-  
 Vtu t x Ltw z t" 97985

Figure 6.2 shows the number of drinking water customers at PDAM Tirta Mangutama, Badung Regency in 2021. In general, the number of customers from January to December 2021 has increased to 75,103 customers in December 2021. The next section displays tables related to industry, mining, and energy in Badung Regency in 2021.



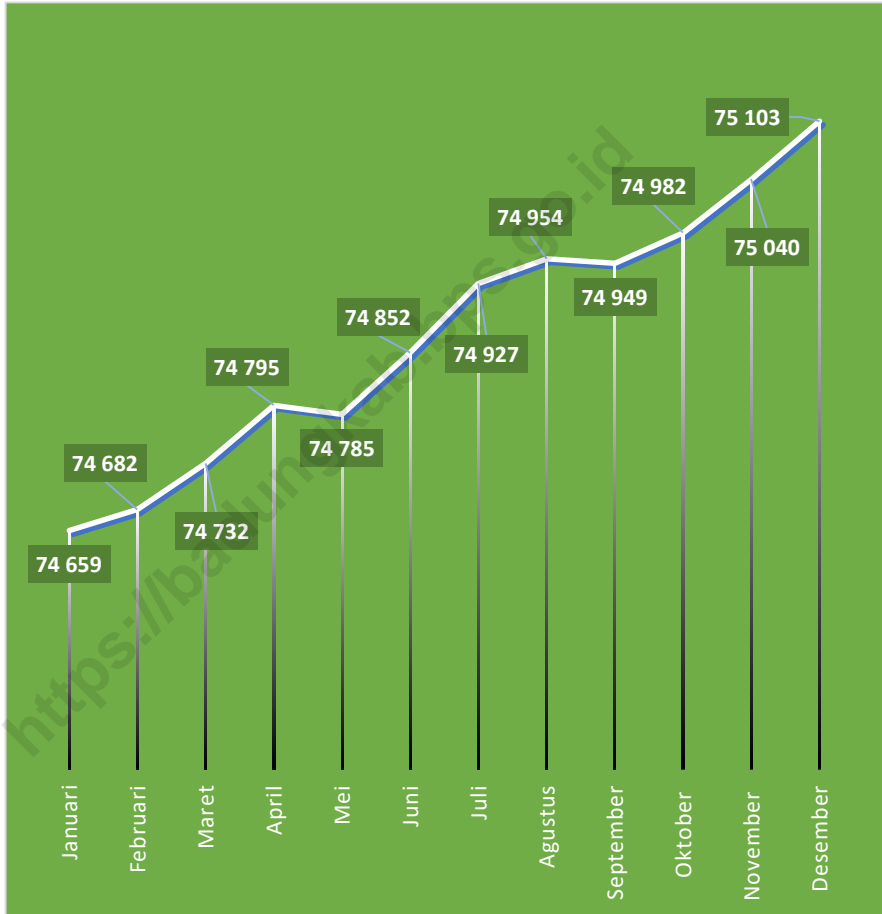
**Gambar** 6.1  
**Figures**

**Jumlah Produksi dan Penjualan Tenaga Listrik  
PT. PLN (Persero) Rayon Mengwi dan Kuta, 2021**  
**Total Production and Sales of Electric Power  
by PT PLN Rayon Mengwi and Kuta, 2021**



**Gambar** 6.2  
**Figures**

**Banyaknya Pelanggan Air Minum pada PDAM Tirta Mangutama Kabupaten Badung, 2021**  
**Number of Customer at Water Regional Corporation Tirta Mangutama in Badung Regency, 2021**



**Tabel**  
**Table** 6.1**Jumlah Produksi dan Penjualan Tenaga Listrik  
PT. PLN (Persero) Rayon Mengwi dan Kuta, 2021**  
**Total Production and Sales of Electric Power  
by PT PLN Rayon Mengwi and Kuta, 2021**

<b>Bulan Month</b>	<b>Produksi Production (KWh)</b>	<b>Siap Ready (KWh)</b>	<b>Jual Sold (KWh)</b>
(1)	(2)	(3)	(4)
Januari / January	130 696 276	130 409 542	129 812 720
Pebruari / February	115 598 408	115 333 480	114 163 718
Maret / March	131 938 008	131 650 370	126 034 000
April / April	132 351 183	132 074 593	129 461 160
Mei / May	137 185 844	137 087 487	135 542 346
Juni / June	138 926 850	138 661 848	135 883 754
Juli / July	122 938 094	122 610 032	122 023 919
Agustus / August	120 446 435	119 845 719	117 932 713
September / September	124 780 401	123 825 712	122 176 134
Oktober / October	142 856 173	142 205 074	138 770 690
Nopember / November	143 616 209	142 982 039	140 772 692
Desember / December	158 669 464	158 013 653	157 498 763
<b>Jumlah/Total</b>	<b>1 600 003 344</b>	<b>1 594 699 550</b>	<b>1 570 072 609</b>

Catatan/Note: ...

Sumber/Source: PT. PLN (Persero) Rayon Kuta dan Mengwi/ PT. PLN (Persero) Rayon Kuta dan Mengwi

**Tabel**  
**Table** 6.2**Banyaknya Pelanggan, Produksi dan Penggunaan Air Minum pada PDAM Tirta Mangutama Kabupaten Badung, 2021****Number of Customer, Water Production and Water Consumption at Water Regional Corporation Tirta Mangutama in Badung Regency, 2021**

<b>Bulan</b> <b>Month</b>	<b>Jumlah Pelanggan</b> <b>Number of Customer</b>	<b>Produksi Air Minum</b> <b>(m3)</b> <b>Water Production (m3)</b>	<b>Penggunaan Air</b> <b>Minum (m3)</b> <b>Water Consumption</b> <b>(m3)</b>
(1)	(2)	(3)	(4)
Januari / January	74 659	3 380 094	1 818 054
Pebruari / February	74 682	2 966 143	1 657 947
Maret / March	74 732	3 367 393	1 567 090
April / April	74 795	3 316 077	1 709 650
Mei / May	74 785	3 386 333	1 628 471
Juni / June	74 852	3 233 778	1 768 437
Juli / July	74 927	3 213 948	1 712 227
Agustus / August	74 954	3 179 035	1 705 557
September / September	74 949	3 139 833	1 637 597
Oktober / October	74 982	3 182 768	1 643 432
Nopember / November	75 040	3 083 909	1 802 874
Desember / December	75 103	3 408 526	1 655 032
<b>Jumlah/Total</b>	<b>898 460</b>	<b>38 857 837</b>	<b>20 306 368</b>

Sumber : Perusahaan Daerah Air Minum Tirta Mangutama Kabupaten Badung.

Source : Water Region Corporation of Badung Regency

**Tabel 6.3**  
**Table**

**Banyaknya Penggunaan Air Minum pada PDAM Tirta Mangutama Kabupaten Badung, 2021**  
**Number of Water Regional Corporation Tirta Mangutama of Badung Regency, 2021**

Bulan Month	Rumah Tangga	Niaga/ Industri	Sosial	Non Rutin*)	Nilai (Rp)
(1)	(2)	(3)	(4)	(5)	(6)
Januari / January	1 364 628	352 701	57 679	43 046	14 290 380 494
Pebruari / February	1 257 428	301 892	50 701	47 926	12 777 675 417
Maret / March	1 205 014	263 799	49 979	48 298	11 845 573 848
April / April	1 316 720	301 280	51 139	40 511	13 084 749 439
Mei / May	1 260 975	301 072	47 172	19 252	12 584 106 487
Juni / June	1 353 174	344 645	57 055	13 563	13 886 768 950
Juli / July	1 321 710	321 276	52 246	16 995	13 225 046 373
Agustus / August	1 331 384	303 158	54 913	16 102	12 958 282 917
September / September	1 267 934	301 145	52 881	15 637	12 496 718 631
Oktober / October	1 242 433	334 854	51 820	14 325	12 926 354 115
Nopember / November	1 344 108	387 385	56 404	14 977	14 499 956 333
Desember / December	1 214 145	379 815	45 233	15 839	13 526 019 121
<b>Jumlah/Total</b>	<b>15 479 653</b>	<b>3 893 022</b>	<b>627 222</b>	<b>306 471</b>	<b>158 101 632 125</b>

Sumber : Perusahaan Daerah Air Minum Tirta Mangutama Kabupaten Badung.

Source : Water Region Corporation of Badung Regency

**Tabel**  
**Table 6.4****Jumlah Pelanggan dan Air Bersih yang Disalurkan Menurut Kecamatan di Kabupaten Badung, 2021**  
**Number of Customers and Distributed Water by Sub District in Badung Regency, 2021**

<b>Kecamatan Subdistrict</b>	<b>Pelanggan Number of Customers</b>	<b>Air Disalurkan Distributed Water (m<sup>3</sup>)</b>	<b>Nilai Value (Rp)</b>
(1)	(2)	(3)	(4)
Kuta Selatan	14 552	3 834 514	36 441 063 767
K u t a	20 921	7 898 503	62 435 911 971
Kuta Utara	25 231	5 699 295	41 242 087 965
Mengwi	4 408	918 073	5 869 452 642
Abiansemal	6 790	1 309 557	8 274 511 446
Petang	3 201	646 426	3 838 604 334
<b>Badung</b>	<b>75 103</b>	<b>20 306 368</b>	<b>158 101 632 125</b>

Sumber : Perusahaan Daerah Air Minum Tirta Mangutama Kabupaten Badung.

Source : Water Region Corporation of Badung Regency

**Tabel**  
**Table** 6.5**Banyaknya Usaha Pertambangan Galian C, Tenaga Kerja dan Volume Produksi Menurut Kecamatan di Badung, 2020-2021**  
**Number of Mining Businesses Excavating C, Labor and Production Volume by Sub District in Badung Regency, 2020-2021**

Kecamatan Sub district	2020			2021		
	Jumlah Perusahaan Number of Businesses	Jumlah Tenaga Kerja Number of Labor	Volume Produksi Production Volume	Jumlah Perusahaan Number of Company	Jumlah Tenaga Kerja Number of Worker	Volume Produksi Production Volume
(1)	(2)	(3)	(4)	(5)	(6)	(7)
Kuta Selatan	4	28	32 160	2	7	0
Kuta	0	0	0	0	0	0
Kuta Utara	0	0	0	0	0	0
Mengwi	0	0	0	0	0	0
Abiansemal	0	0	0	0	0	0
Petang	5	17	10 547	5	8	13 085

Sumber : Bagian Sumber Daya Alam Setda Kabupaten Badung

Source : Part of the Natural Resources of Badung Regency

**Tabel**  
**Table** 6.6**Volume dan Nilai Produksi Pertambangan Galian C di  
Kabupaten Badung, 2020-2021**  
**Volume and Value Production of Mining Businesses  
Excavating C in Badung Regency, 2020-20201**

Bulan Month	2020			
	Batu Kapur		Tanah Urug	
	Volume Produksi Production Volume	Nilai Produksi Production Value	Volume Produksi Production Volume	Nilai Produksi Production Value
(1)	(2)	(3)	(4)	(5)
Januari / January	6395	319 750 000	1405	42 150 000
Pebruari / February	5190	259 500 000	1345	40 350 000
Maret / March	2670	133 500 000	1345	40 350 000
April / April	2710	135 500 000	1270	38 100 000
Mei / May	3335	166 750 000	1215	36 450 000
Juni / June	4540	227 000 000	1065	31 950 000
Juli / July	7320	366 000 000	550	16 500 000
Agustus / August	0	0	525	15 750 000
September / September	0	0	455	13 650 000
Oktober / October	0	0	450	13 500 000
Nopember / November	0	0	460	13 800 000
Desember / December	0	0	465	13 860 000

berlanjut/ continued...



W " t ft ux 6Continued Table 65

Bulan Month	2021			
	Batu Kapur		Tanah Urug	
	Volume Produksi Production Volume	Nilai Produksi Production Value	Volume Produksi Production Volume	Nilai Produksi Production Value
(1)	(2)	(3)	(4)	(5)
Januari / January	0	0	470	12 220 000
Pebruari / February	0	0	460	11 960 000
Maret / March	0	0	455	11 830 000
April / April	0	0	455	11 830 000
Mei / May	0	0	2 250	58 500 000
Juni / June	0	0	1 555	40 430 000
Juli / July	0	0	2 325	19 240 000
Agustus / August	0	0	740	19 240 000
September / September	0	0	3 215	83 590 000
Oktober / October	0	0	405	10 530 000
Nopember / November	0	0	375	12 750 000
Desember / December	0	0	380	12 920 000

Sumber : Bagian Sumber Daya Alam Setda Kabupaten Badung  
 Source : Part of the Natural Resources of Badung Regency



07

**PARIWISATA  
TOURISM**


**13,75 persen**

*TPK Hotel Bintang*

**5,32 persen**

*TPK Hotel Non Bintang*

Tingkat Hunian Kamar pada Hotel Bintang lebih besar daripada Hotel Non Bintang



*Room Occupancy Rate at Star Hotels are higher than Non-Star Hotels*



**PENJELASAN TEKNIS**

**TECHNICAL NOTES**

85 V x wt wxy -- t - - t t 1.  
 x z<sup>1/2</sup> - x<sup>1/2</sup> x wt -  
 g -xw Zt - i @ f -  
 a zt -t - /gZi fa0 wt  
 T x t - t @ g - y a yx  
 f t x @ zt -t - 5

95 i -t t t t vt xzt t 2.  
 / - t 0 t @ " x t x z " z  
 t z x z " z- t xzt t  
 w- @ t x t - zzt @ t 3  
 w w z @ " t t t uxux t t  
 1/2 x x @ t t t ux t 1/2 w  
 x x @ " x z " t @  
 w- x t t z w 1/2 " z-  
 wt @ t t 1/2 " zt  
 x xu -wt 1/2 @ u- wt - t  
 t " /89 u @ @ Nxy - - -  
 x vt 1/2 9 /w t 0 1/2 xz -  
 -t t t t vt xzt t 3 t- D  
 t 5 i -t t t t / -0 t @ " x t  
 x z " z x x - wxy -- w  
 t t t z - zzt @ t @ z xw 1/2  
 9; "t 3 t 1/2 x t - wt 1/2 @ u-  
 wt - 8 /t 0 t " w- x t  
 t z w 1/2 " z-3w x zt t 1/2 w  
 t t t @ - D ux @ 3 x 1/2 x t - 3  
 @ " t z t 3 u- -3 x z " t w-  
 x x t 3 w-3wt 1/2 " zt  
 wx zt t @ t 1/2 x " t t 5  
 u 5 O v - - t @ " x t  
 x z " z x x - wxy -- w  
 t t t z - zzt @ 1/2 t z wt -9;  
 "t w- x t t z w 1/2 " z-  
 /x t 1/2 M -x t x z x @  
 M -x bt x z x t @ " x t  
 x z " z t z -ut w- t  
 xzt t w- t t x x 1/2 -wt 1/2  
 x z -t w-t 1/2 wt - t z

1. The concept and definition of tourism refer to the recommendation of the United Nation World Tourism Organization (UNWTO) and International Union of Office Travel Organization.

2. An International Visitor is any person visiting a country other than his usual place of residence for any reason other than for earning income in the country visited, and the length of stay is no more than one year (12 months). This definition covers two categories of foreign visitors, namely:

a. "Tourist" is any visitor staying for at least 24 hours, but no more than one year, in the country visited, with the intention of visiting, and for any of these purposes: Pleasure, recreation and sports, Business, visiting friends and relatives, missions, attending meetings, conferences, visit for health reasons and study.

b. "Excursionist" is any visitor staying less than 24 hours in the country visited including, "Cruise Passengers", i.e. visitors arriving in a country without staying in any accommodation available in the visited country.

- $x \times w \times t \quad w - \quad x z t t \quad x \times u \quad 3$   
 $- t \odot t \times w \quad z t \quad \frac{1}{2} t \odot \odot 5$
- : 5  $d t t 4 t t \quad \odot t \quad - z z t \odot t w t \odot "$  3. *Average length of stay is the average stay duration of foreign visitor in Indonesia for one trip.*  
 $t t 4 t t \quad t \frac{1}{2} \quad - z z t \odot - t t t$   
 $t \quad v t \quad x z t t \quad w - T w \quad x \quad t \quad \frac{1}{2}$   
 $t \quad \frac{1}{2} \odot \frac{1}{2} \quad " \quad z t$
- ; 5  $g t " t \quad x \quad x w t t \quad t \frac{1}{2} \quad w t -$  4. *The business of providing accommodation is a business that provides specialty services that can be equipped with other tourism services. It includes hotel, villa, cottage, camping, caravan stop, and other accommodation that are used for tourism purposes.*  
 $t w t \odot "$   $t " t t z \quad x \quad x w t \frac{1}{2}$   
 $x \odot t t \quad x z - t t \quad t z w t t$   
 $w \odot z \frac{1}{2} - \quad w \times z t \quad x \odot t t$   
 $t - - t t \quad \odot - \quad t 5 \quad g t " t$   
 $x \quad x w t t \quad t \frac{1}{2} \quad w t - \quad w t t$   
 $u x \quad t " \quad x \odot \odot 3 \quad w \frac{1}{2} - t t 3$   
 $u - \quad x \frac{1}{2} \quad t " t 3 \quad x - z z t " t$   
 $\frac{1}{2} t t 3 w t \quad t \frac{1}{2} \quad w t - \odot - t$   
 $t z \quad w z \quad t \frac{1}{2} \quad \frac{1}{2} \quad " t$   
 $t - - t t 5$
- = 5  $S \quad x \odot \quad t w t \odot "$   $x \quad x w t t$  5. *Hotel is a daily supply of accommodation rooms within a building which can be equipped with eating and drinking services, entertainment activities and/or other facilities. Hotel consists of a classified hotel and a non-classified hotel.*  
 $t \frac{1}{2} \quad w t - \quad x v t t \quad " t \quad t \quad u x \quad t$   
 $\frac{1}{2} t \quad 4 \frac{1}{2} t \quad w - \quad w t \odot \quad t$   
 $u t z \quad t \quad t z \quad w t t \quad w \odot z \frac{1}{2} -$   
 $w \times z t \quad " t \quad x \odot t t \quad t \frac{1}{2}$   
 $w t - \quad 3 \frac{1}{2} z z t t \quad " u t \quad w t$   
 $t t \quad y t \quad \odot t \quad \odot - \quad t 5 S \quad x \odot x \quad w -$   
 $w t - " \quad x \odot u x \quad u - \quad t z \quad w t \quad " \quad x \odot$   
 $4 u - \quad t z 5$
- @ 5  $S \quad x \odot \quad u - \quad t z \quad t w t \odot "$   $t " t$  6. *A star hotel is the business of providing an accommodation, eating and drinking as well as other services for the public by using a building or a part of a building. It is managed commercially and meets specified requirements as a star hotel (including diamonds) set forth in the decree of fostering agency. For example, five star hotel, four star hotel, and so on.*  
 $x \quad x w t t \quad " t t \quad x \odot t t$   
 $x z - t t 3 \quad t \frac{1}{2} \quad - \quad x t$   
 $" t t \quad \odot - \quad t \quad u t z - \quad w \times z t$   
 $x z z \quad t \frac{1}{2} \quad x u t z t \quad t t$   
 $x \odot \quad " \quad u t z \quad t 5 \quad g t " t \quad - -$   
 $w \frac{1}{2} x \odot \odot \quad x v t t \quad \frac{1}{2} \quad x \quad t \odot x t$   
 $x \quad x \quad " \quad \frac{1}{2} x \quad t \quad x \quad t t t$   
 $x u t z t - " \quad x \odot u - \quad t z / x \quad t \quad \frac{1}{2}$   
 $u x \quad \odot 0 \quad t z \quad w - x t \quad \frac{1}{2} \quad w t \odot$   
 $t \quad \frac{1}{2} \quad t \quad - \quad t \quad - \quad t z$   
 $x \quad u - t \quad t 5 \quad Y - t \odot t \quad " \quad x \odot$   
 $u - \quad t z \quad \odot t 3 \quad " \quad x \odot \quad u - \quad t z$   
 $x \quad t \quad w t \quad x x \quad t 5$

- A5  $f - z \frac{1}{2} x z'' - t \frac{1}{2} t'' x \odot$  7. Room occupancy rate is the number of room-nights occupied divided by the number of room-nights available, multiplied by 100 percent.
- B5  $dt t4t t \quad \oplus t t \quad t$  8. Average length of stay is the number of bed-nights used (guest night) divided by the number of guests coming to spend the night at the accommodation.
- $x z - t \quad twt \oplus'' \quad ut \quad t \frac{1}{2} t$   
 $t \oplus \quad \frac{1}{2} t \quad t z \quad w'' -$   
 $x'' twt \quad ut \quad t \frac{1}{2} t \quad t \oplus$   
 $\frac{1}{2} t \quad t z x \quad xwt \pm 5$
- $x z - t \quad twt \oplus'' \quad ut \quad t \frac{1}{2} t$   
 $t \oplus \quad x \quad t -w \quad t z x \quad t \frac{1}{2} -$   
 $/ \quad t \oplus \quad t \quad 0wx \quad zt \quad ut \quad t \frac{1}{2} t$   
 $t \quad t z \quad x z - t \quad w -'' \quad x \odot$   
 $t t \quad t \frac{1}{2} \quad wt \quad -\oplus - \quad t5$

<https://badungkab.bps.go.id>

ULASAN

DESCRIPTION

LKL 7A x t 01 wt t  
 bt - -t t5Rt ut A8 x " 1/1  
 ut t1/2 t 1/2 " zt -t t t  
 t t t t z x z-t w-  
 Vtu t x Lt w z x0 t t" 97974  
 97985exvt t 3 -t t t 0u-  
 ut t1/2ux 1/2 " z x0 t t" 97973  
 x t t w-L 0 Lt t- x vt t-  
 8: 5-CA -t t t 5exwt z1/1 t"  
 9798 " 0" -t t t "t " 0u-  
 xw1/2- twt Lt t-9798 t- "t t  
 xut t1/2 95 B@ -t t t 5 " 0"  
 -t t t x zt0 -y0 1/2 t -"- zzt  
 x vt t- 875C; -t t t twt  
 Nx x ux 97985

CHAPTER 07 displays Tourism data. Figure 7.1 shows the number of domestic tourists visiting Badung Regency during 2020-2021. In general, more tourists visited during 2020, especially in January reaching 13,597 tourists. While in 2021 the number of tourists is much less in January 2021, which is only 2,486 tourists. the number of tourists fluctuated until it reached 10,094 tourists in December 2021.

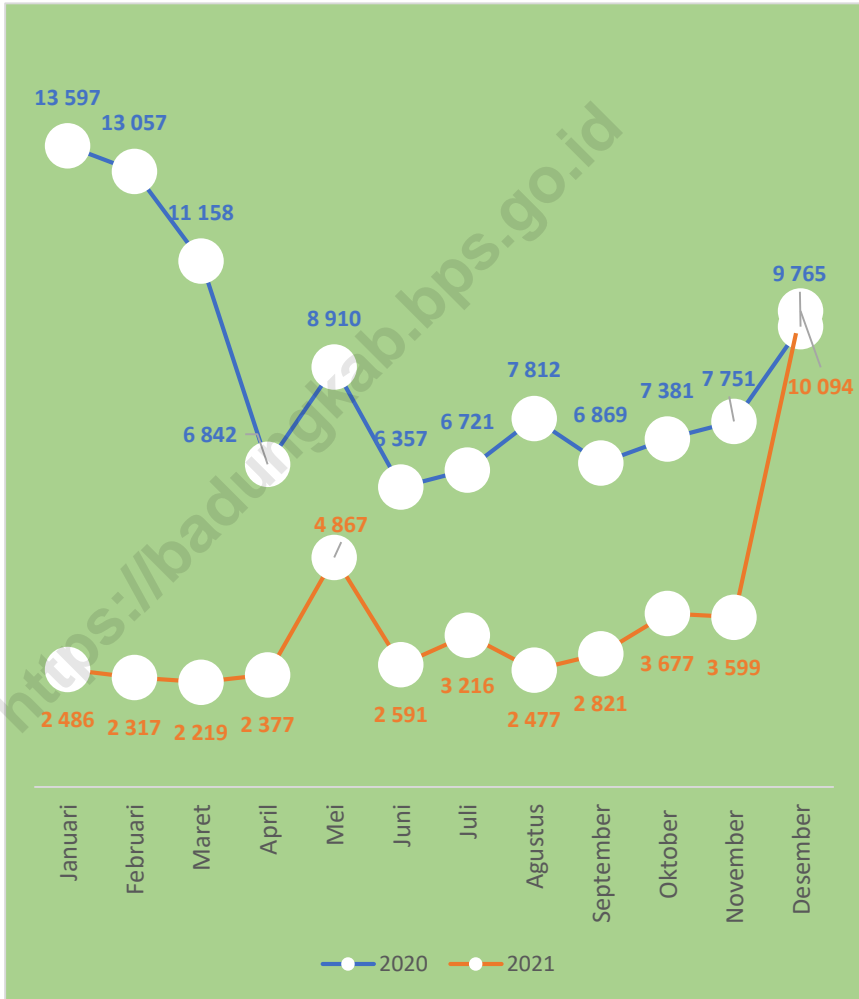
ex"t0 wx zt " 0" -t t t 3  
 wt t x x t x -z1/1 x z" t  
 1/1 t " x0 t z w-t 01 twt  
 Rt ut A9 " zt x " 1/1  
 x x t x x -zz- twt L 0  
 Nx x ux 97983 t- -z1/1  
 x z" t 1/1 t " x0 u- t z  
 xux t :83B x x 3wt u- t z  
 xux t 883@ x x 5

In line with the number of tourists, data on the percentage of hotel room occupancy rates shown in Figure 7.2 also shows the highest percentage in December 2021, namely the occupancy rate of star hotel rooms at 31.08 percent and non-star hotels at 11.36 percent.



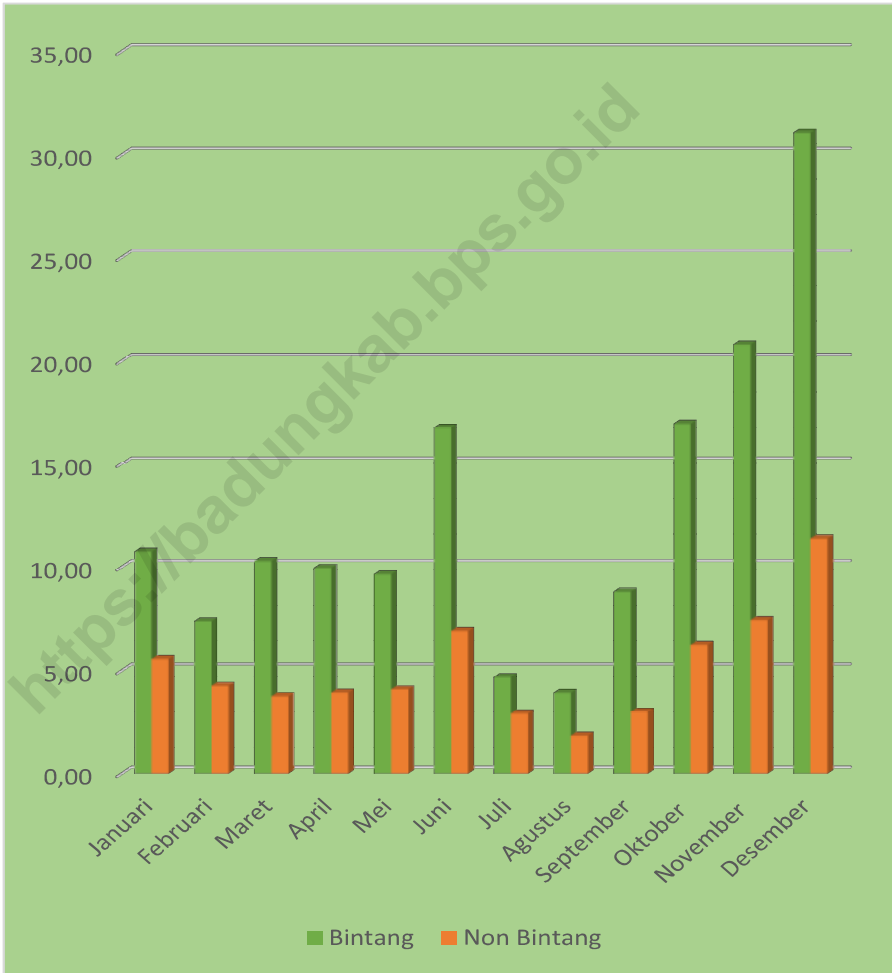
**Gambar** 7.1  
**Figures**

**Banyaknya Kunjungan Wisatawan Nusantara yang Menginap Menurut Bulan di Kabupaten Badung, 2020–2021**  
**Number of Domestic Visitors Stay Overnight by Month in Badung Regency, 2020–2021**



**Gambar** 7.2  
**Figures**

**Persentase Tingkat Penghunian Kamar Hotel Bintang dan Non Bintang Menurut Bulan di Kabupaten Badung, 2021**  
**Room Occupancy Rates at Classified and Non Classified Hotels by Month at Badung regency, 2021**



**Tabel** 7.1  
**Table**

**Banyaknya Kunjungan Wisatawan Nusantara yang Menginap Menurut Bulan di Kabupaten Badung, 2020–2021**  
**Number of Domestic Visitors Stay Overnight by Month in Badung Regency, 2020–2021**

Bulan Month	2020	2021
(1)	(2)	(3)
Januari / January	13 597	2 486
Pebruari / February	13 057	2 317
Maret / March	11 158	2 219
April / April	6 842	2 377
Mei / May	8 910	4 867
Juni / June	6 357	2 591
Juli / July	6 721	3 216
Agustus / August	7 812	2 477
September / September	6 869	2 821
Oktober / October	7 381	3 677
Nopember / November	7 751	3 599
Desember / December	9 765	10 094
<b>Jumlah / Total</b>	<b>106 220</b>	<b>42 741</b>

Catatan/Note:

Sumber/Source: Polres Badung dan Polresta Denpasar/State Police of Badung Regency and State Police of Denpasar City

Tabel  
Table 7.2

**Banyaknya Restoran, Rumah Makan, Bar, Catering dan Jumlah Kursi di Kabupaten Badung, 2010-2021**  
**Numbers of Restaurant, Bar, Catering and Seats at Badung Regency, 2010-2021**

Tahun Year	Restoran Restaurant		Rumah Makan Restaurant		Bar		Catering	
	Jumlah Total	Jumlah Kursi Seats	Jumlah Total	Jumlah Kursi Seats	Jumlah Total	Jumlah Kursi Seats	Jumlah Total	Jumlah Kursi Seats
(1)	(2)	(3)	(4)	(5)	(6)	(7)	(8)	(9)
2010	330	28 735	458	26 485	346	11 555	5	3 400
2011	384	32 395	470	27 129	351	11 747	6	3 500
2012	469	36 607	477	27 360	359	11 901	6	3 500
2013	567	40 337	492	28 030	363	12 161	6	3 500
2014	668	50 207	498	29 094	364	12 206	6	3 500
2015	805	66 575	503	29 426	366	12 236	6	3 500
2016	966	86 388	513	29 873	370	12 335	6	3 500
2017	1 011	88 422	526	30 473	371	12 353	9	3 500
2018	1 056	92 330	541	31 133	373	12 433	10	3 500
2019	737	66 161	156	11 384	62	2 684	10	3 100
2020	666	60 788	155	11 145	54	2 289	10	3 100
2021	728	60 523	140	9 092	59	2 409	8	3 100

Sumber/Source: Dinas Pariwisata Kabupaten Badung/ Department of Tourism of Badung Regency

**Tabel 7.3**  
**Table**

**Banyaknya Usaha Akomodasi di Kabupaten Badung, 2010-2021**  
**Numbers of Accomodation Business at Badung Regency, 2010-2021**

Tahun Year	Hotel Bintang Classified Hotel		Hotel Melati Simple Hotel		Pondok Wisata Cottage	
	Jumlah Total	Jumlah Kamar Total Rooms	Jumlah Total	Jumlah Kamar Total Rooms	Jumlah Total	Jumlah Kamar Total Rooms
(1)	(2)	(3)	(4)	(5)	(6)	(7)
2010	98	16 360	541	12 657	475	2 296
2011	98	16 360	596	15 561	599	2 696
2012	98	16 360	697	22 684	719	3 013
2013	98	16 360	778	28 330	837	3 372
2014	98	16 360	855	34 815	999	3 937
2015	155	24 683	458	28 282	685	2 405
2016	155	24 683	521	33 075	775	2 750
2017	155	24 683	539	35 698	839	2 983
2018	170	26 543	551	37 314	885	3 146
2019	171	26 698	532	35 982	951	3 316
2020	288	45 915	423	13 765	992	3 316
2021	299	46 892	458	15 420	1 115	3 782

Sumber/Source: Dinas Pariwisata Kabupaten Badung/ Department of Tourism of Badung Regency

W " t ftux©Continued Table A5

Tahun Year	Kondotel		Rumah Sewa		Villa	
	Jumlah Total	Jumlah Kamar Total Rooms	Jumlah Total	Jumlah Kamar Total Rooms	Jumlah Total	Jumlah Kamar Total Rooms
(1)	(2)	(3)	(4)	(5)	(6)	(7)
2010	13	1 700	31	513	0	0
2011	15	1 793	34	571	0	0
2012	21	2 685	37	749	0	0
2013	34	4 564	37	749	0	0
2014	38	5 141	37	749	0	0
2015	44	6 763	40	789	0	0
2016	50	7 261	40	789	0	0
2017	57	8 668	40	789	0	0
2018	59	8 992	40	789	6	354
2019	59	8 992	39	772	14	444
2020	59	8 992	39	772	33	659
2021	62	9 753	39	772	42	659

**Tabel 7.4**  
**Table**

**Persentase Tingkat Penghunian Kamar dan Rata-rata Lama Menginap pada Hotel Bintang Menurut Bulan di Kabupaten Badung, 2021**  
**Room Occupancy Rates and Average Length of Stay at Classified Hotels by Month at Badung regency, 2021**

Bulan Month	Tingkat Penghunian Kamar Room Occupancy Rate (%)	Lama Menginap (Hari) Average Length of Stay (Day)	
		Tamu Asing Foreign Guest	Tamu Domestik Domestic Guest
(1)	(2)	(3)	
Januari / January	10,74	7,17	3,59
Pebruari / February	7,39	8,86	2,34
Maret / March	10,29	2,40	2,06
April / April	9,97	2,55	2,09
Mei / May	9,66	2,18	2,00
Juni / June	16,77	2,40	1,86
Juli / July	4,69	2,07	1,89
Agustus / August	3,92	2,07	1,86
September / September	8,83	2,10	1,82
Oktober / October	16,96	1,97	1,91
Nopember / November	20,80	2,13	1,83
Desember / December	31,08	2,23	2,04
<b>Tahun 2021</b>	<b>13,75</b>	<b>2,64</b>	<b>1,99</b>

Sumber/Source: Survei Pariwisata BPS Kabupaten Badung/ Tourism Survei of BPS Badung

**Tabel  
Table 7.5**

**Persentase Tingkat Penghunian Kamar dan Rata-rata Lama Menginap pada Hotel Non Bintang Menurut Bulan di Kabupaten Badung, 2021**  
**Room Occupancy Rates and Average Length of Stay at Non Classified Hotels by Month at Badung regency, 2021**

Bulan Month	Tingkat Penghunian Kamar Room Occupancy Rate (%)	Lama Menginap (Hari) Average Length of Stay (Day)	
		Tamu Asing Foreign Guest	Tamu Domestik Domestic Guest
(1)	(2)	(3)	
Januari / January	5,56	6,63	2,88
Pebruari / February	4,26	10,52	5,43
Maret / March	3,75	2,80	2,53
April / April	3,93	2,15	1,90
Mei / May	4,09	2,09	1,73
Juni / June	6,92	2,25	2,08
Juli / July	2,91	2,16	2,22
Agustus / August	1,85	2,15	1,90
September / September	2,99	2,14	2,15
Oktober / October	6,22	1,96	1,95
Nopember / November	7,45	2,24	1,77
Desember / December	11,36	2,45	2,23
<b>Tahun 2021</b>	<b>5,32</b>	<b>2,44</b>	<b>2,11</b>

Sumber/Source: Survei Pariwisata BPS Kabupaten Badung/ Tourism Survei of BPS Badung



# 08

## TRANSPORTASI DAN KOMUNIKASI TRANSPORTATION AND COMMUNICATION

**141** *Kejadian Kecelakaan*  
*Number of Accident*

**9** *Luka Berat*  
*Seriously Injured*

**181** *Luka Ringan*  
*Slightly Injured*

**29** *Meninggal Dunia*  
*Dead*





**PENJELASAN TEKNIS**

**TECHNICAL NOTES**

- 85 Nt t t t -wt ½ ½ - 1. Data on transportation and communications cover:
- a. Length of road
  - b. Land transportation
  - c. Sea transportation
  - d. Air transportation
  - e. Post and telecommunication
- 95 Vx wt tt ux twt" x t 2. Motor vehicles are any kind of vehicles motorized by machine set up in those vehicles, they are usually used for transporting people or goods on roads except vehicles moving along a railway line. The data cover all kinds of motor vehicles except those belong to Indonesia Army Force Indonesian State Police and Diplomatic Corps.
- 1/2 wt tt t z wzx t 1/2 " x" x t t x 1/2 1/2 t z twt twt 1/2 wt tt x xu 3 u t t t wz t 1/2 1/2 z 1/2 t t z t t ut t z w- t t " t t x t - 1/2 wt tt t z ux " t w- t t x 1/2 wt tt ux t z wvt t twt" x t "x - 1/2 wt tt 1/2v t 1/2 wt tt ux f Z b b - wt V N- t 1/5
- : 5 Y u- x t z twt" x t 3. Passenger cars are any motor vehicles with no more than eight seats, excluding seat for driver, it can be with or without hoot.
- 1/2 wt tt ux t z w- z 1/2 -wx zt x t w w 1/2 1/2 xut t 1/2 t 1/2 t wx t t z 3 -wt 1/2 x t 1/2 x t w w 1/2 1/2 x zx w-3 ut 1/2 w- z 1/2 -t t -wt 1/2 w- z 1/2 -utzt -5
- ; 5 Y u- - twt" x t 1/2 wt tt 4. Buses are large passenger cars having seats for more than eight passengers, excluding seat for driver, it can be with or without hoot.
- ux t z w- z 1/2 - wx zt x t w w 1/2 1/2 "u- wt -wx t t z 3 -wt 1/2 x t 1/2 x t w w 1/2 1/2 x zx w-3 ut 1/2 w- z 1/2 -t t -wt 1/2 w- z 1/2 -utzt -5
- =5 Y u- 1/2 twt" x t 5. Trucks are any motor vehicles used to transport goods excluding passenger cars, buses, and motorcycles.
- 1/2 wt tt ux t z wz t 1/2 1/2 t z 1/2 t ut t z 3 x t - u- x t z 5

6. Data on length of state and provincial roads were taken from the Public Works Department.
7. Ship call is a ship arriving at a port either for mooring or berthing.
8. Gross Ton (GT) is total volume of all room in a ship (m<sup>3</sup>), excluding the volume of tunnel, the axle of propellers, the anchor, and the chain locker.
9. Data on transportation are compiled by the BPS-Statistics Indonesia, these data are obtained from relevant institutions every month/year.
10. Post Office is a service provider facility of written communication and or electronic mail, parcel service, logistic service, financial transaction service, and postal service to the public. Postal house has the same function as the post office and subsidiary of post office, the difference is that postal house is usually located in remote areas.
11. Telecommunication includes every transmitting, delivering and or receiving from every information of marking, signal, article, picture, sound and voice through strand of wire system, optic, radio or other electromagnetic system.
12. Telecommunication network is peripheral network of

**ULASAN**

**DESCRIPTION**

LKL 7B x t 01 wt t  
 x t zft t -5btwt Rt ut B8  
 x t 01 ut t½ t x zx0t t  
 e t T- Yx zx w-/eTY 0 t z ut  
 w- Vtu t x Ltw z5 U 0" eTY  
 t z w½0t ½ t 0 z ut t½ twt  
 L 0 U - t- xut t½879; ; eTY 5  
 exvt t 3eTY t z t0 z ut t½  
 w½0t ½ w- x t u 0 twt0"  
 "x - eTY MBw- 0wx zt "x - eTY K5

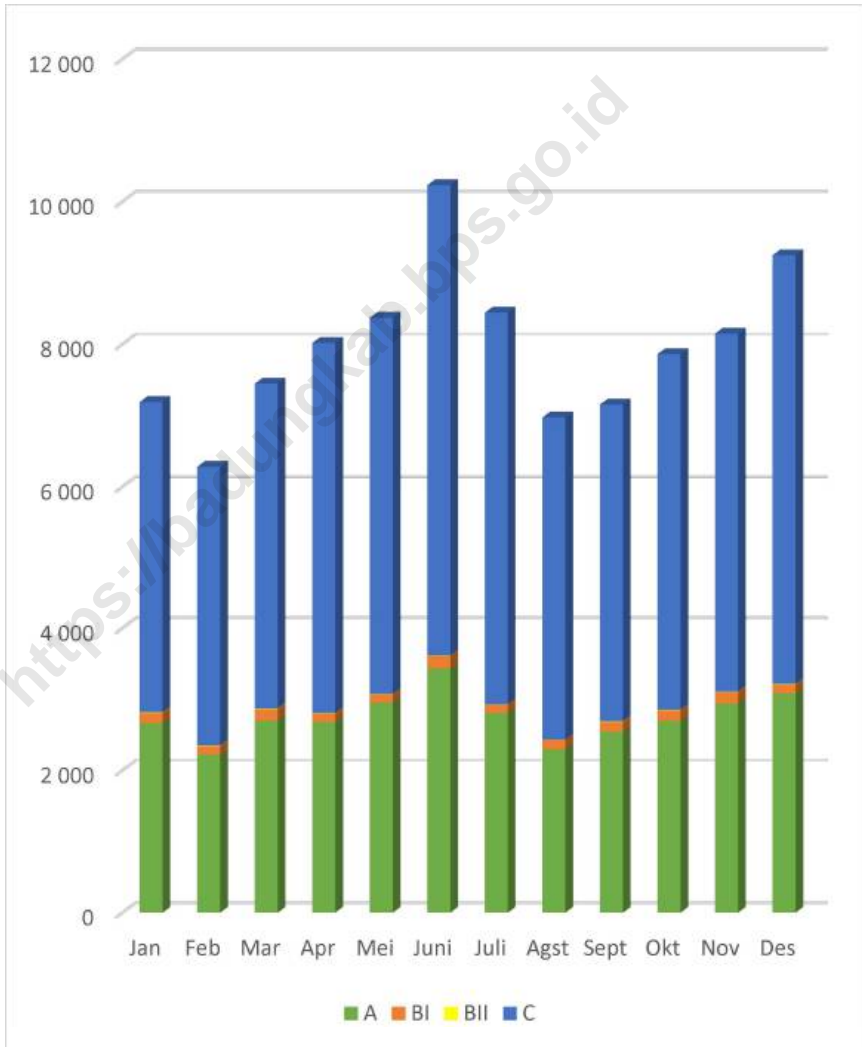
CHAPTER 08 displays data on Transportation. Figure 8.1 shows the number of new driver's licenses (SIM) issued in Badung Regency. The maximum number of SIM issued in June was 10,234 SIM. In general, the SIM that is issued the most each month is SIM C type, followed by SIM A.

Rt ut B9 x " ½  
 ut t½ t ½ zt t x t0 t z  
 wt½ut ½ 0" ½vx0½t t z  
 x vt t twt b 0x Ltw z5Vx zt  
 x ut t½twt twt L 0 Z x ux 5  
 exvt t 3½vx0½t t z x "tw-  
 x zt½ut ½ 0u" ut t½ 0½  
 -zt 5 Nt t 0- t t z x wt t  
 twt tux0wt t x x - t "t z "t0  
 x t ½ w- "t0 w- Vtu t x  
 Ltw z3ut t½ t x0 zzt t 00  
 0 t 3 x t wt t " 0" ½x wt tt w-  
 Vtu t x Ltw z

Figure 8.2 shows the number of material losses caused by accidents recorded at the Badung Police. Most losses are in November. In general, accidents that occur result in more minor injuries. Other data contained in the data table such as the length of roads and road conditions in Badung Regency, the number of traffic violations, and data on the number of vehicles in Badung Regency.

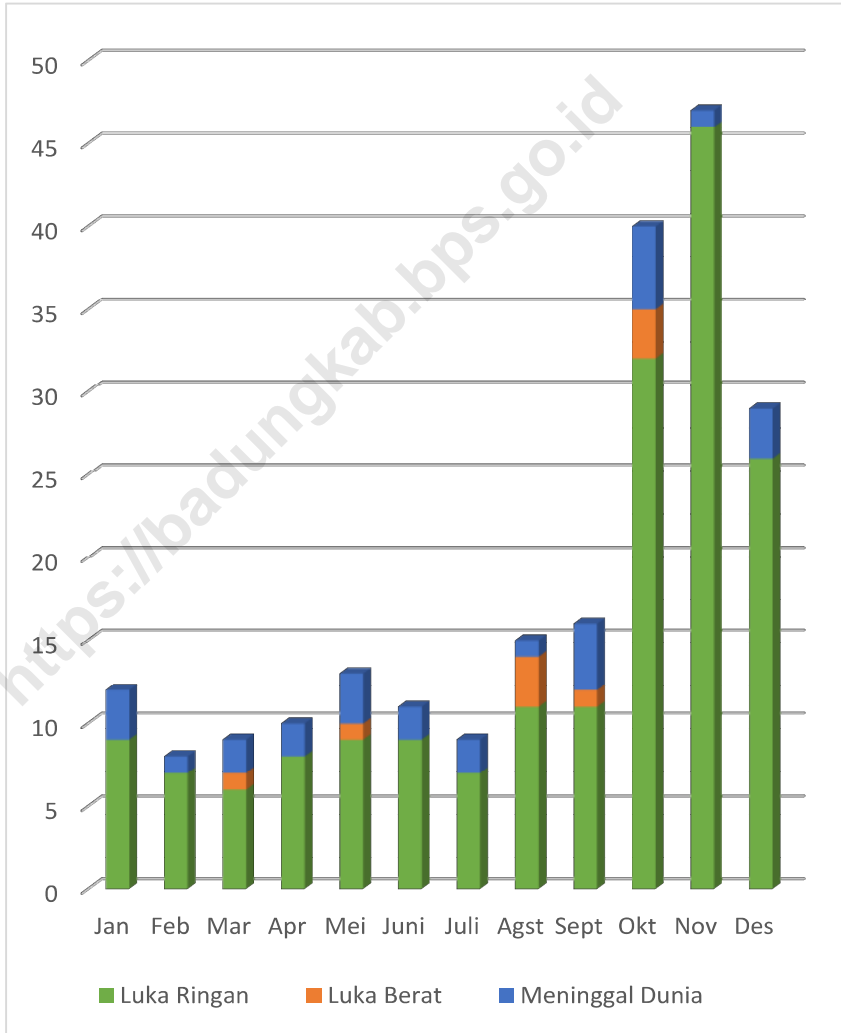
**Gambar** 8.1  
**Figures**

**Banyaknya Pengeluaran Surat Ijin Mengemudi (SIM) yang Baru Menurut Jenisnya pada Polresta Denpasar dan Polres Badung, 2021**  
**Number of New Driving License Issued by Type at State Police of Denpasar Municipality & State Police of Badung Regency by Month, 2021**



**Gambar** 8.2  
**Figures**

**Banyaknya Kerugian Material yang Diakibatkan oleh Kecelakaan yang Tercatat pada Polres Badung, 2021**  
*Number of Material Losses Caused by an Accident which is Recorded in State Police of Badung Regency by Month, 2021*







## 8.1 TRANSPORTASI TRANSPORTATION

**Tabel 8.1.1 Panjang Jalan<sup>1</sup> Menurut Tingkat Kewenangan Pemerintahan di Kabupaten Badung (km), 2019–2021**  
***Length of Roads<sup>1</sup> by Level of Government Authority in Badung Regency (km), 2019–2021***

<b>Tingkat Kewenangan Pemerintahan</b> <b><i>Level of Government Authority</i></b>	<b>2019</b>	<b>2020</b>	<b>2021</b>
<b>(1)</b>	<b>(2)</b>	<b>(3)</b>	<b>(4)</b>
Negara <sup>2</sup> /State <sup>2</sup>	63,47	63,61	63,61
Provinsi/Province	61,18	61,18	61,58
Kabupaten/Kota <i>Regency/Municipality</i>	683,90	683,90	673,37
<b>Jumlah/Total</b>	<b>788,06</b>	<b>808,69</b>	<b>798,56</b>

Catatan/Note: <sup>1</sup> Data tidak termasuk panjang jalan tol/Excluding toll road

<sup>2</sup> Berdasarkan Keputusan Menteri Pekerjaan Umum dan Perumahan Rakyat No. 248/KPTS/M/2015/Based on Public Work and Public Housing Ministerial Decree No. 248/KPTS/M/2015

Sumber/Source: ...

**Tabel 8.1.2 Panjang Jalan Menurut Jenis Permukaan Jalan di Kabupaten Badung (km), 2019–2021**  
**Table 8.1.2 Length of Roads by Type of Road Surface in Badung Regency (km), 2019–2021**

Jenis Permukaan Jalan Type of Road Surface	2019	2020	2021
(1)	(2)	(3)	(4)
Aspal (Hotmix)	656,943	656,943	643,926
Aspal (Lapen)	0,854	0,854	0,854
Paving Stones	24,505	24,505	26,989
Rigid Pavement	1,400	1,400	1,400
Batu/Limestone/Tanah	0,200	0,200	0,200
<b>Jumlah/Total</b>	<b>683,902</b>	<b>683,902</b>	<b>673,369</b>

Catatan/Note: ...  
 umber : Dinas Pekerjaan Umum dan Penataan Ruang Kabupaten Badung.  
 Source : Departement of Highways and Irrigation of Badung Regency.

**Tabel 8.1.3** Panjang Jalan Menurut Kondisi Jalan di Kabupaten Badung (km), 2019–2021  
**Table 8.1.3** Length of Roads by Condition of Roads in Badung Regency (km), 2019–2021

Kondisi Jalan Condition of Roads	2019	2020	2021
(1)	(2)	(3)	(4)
Baik/Good	662,107	662,107	627,326
Sedang/Moderate	14,380	14,380	37,867
Rusak/Damage	6,055	6,055	1,300
Rusak Berat/Severely Damage	1,360	1,360	6,876
<b>Jumlah/Total</b>	<b>683,902</b>	<b>683,902</b>	<b>673,369</b>

Catatan/Note: ...  
 umber : Dinas Pekerjaan Umum dan Penataan Ruang Kabupaten Badung.  
 Source : Departement of Highways and Irrigation of Badung Regency.

**Tabel**  
**Table** 8.1.4

**Banyaknya Pengeluaran Surat Ijin Mengemudi (SIM) yang Baru Menurut Jenisnya pada Polresta Denpasar dan Polres Badung, 2021**  
**Number of New Driving License Issued by Type at State Police of Denpasar Municipality & State Police of Badung Regency by Month, 2021**

Bulan Month	Jenis SIM Type of License				Jumlah Total
	A	B I	B II	C	
(1)	(2)	(3)	(4)	(5)	(6)
Januari / January	2 668	141	9	4 373	7 191
Pebruari / February	2 222	124	7	3 929	6 282
Maret / March	2 704	157	10	4 577	7 448
April / April	2 681	119	7	5 213	8 020
Mei / May	2 954	116	6	5 298	8 374
Juni / June	3 435	175	6	6 618	10 234
Juli / July	2 811	116	4	5 514	8 445
Agustus / August	2 298	133	3	4 541	6 975
September / September	2 546	138	8	4 464	7 156
Oktober / October	2 700	148	7	5 008	7 863
Nopember / November	2 943	160	6	5 042	8 151
Desember / December	3 083	124	9	6 034	9 250
<b>Jumlah / Total</b>	<b>33 045</b>	<b>1 651</b>	<b>82</b>	<b>60 611</b>	<b>95 389</b>

Sumber/Source: Polresta Denpasar dan Polres Badung/ State Police of Denpasar Municipality & State Police of Badung Regency

**Tabel 8.1.5**  
**Table**

**Banyaknya Pelanggaran Lalu Lintas yang Ditindak dengan Sistem Tilang pada Polres Badung, 2021**  
**Number of Traffic Violations are Prosecuted by Traffic Ticket System at State Police of Badung Regency by Month, 2021**

Bulan Month	Banyaknya Pelanggaran Number of Traffic Violations			
	Perkara Cases	Tilang Tilang System	Teguran Reprimand	Denda (Rp.) Fine
(1)	(2)	(3)	(4)	(5)
Januari / January	970	57	913	15 500 000
Pebruari / February	1 045	28	1 017	1 450 000
Maret / March	971	21	950	1 250 000
April / April	1 200	56	1 144	2 850 000
Mei / May	1 124	122	1 002	6 650 000
Juni / June	1 008	199	809	11 000 000
Juli / July	1 422	366	1 056	19 800 000
Agustus / August	1 150	227	923	12 100 000
September / September	1 682	114	1 568	7 600 000
Oktober / October	1 186	334	852	17 750 000
Nopember / November	1 260	195	1 065	10 400 000
Desember / December	959	81	878	2 450 000
<b>Jumlah/ Total</b>	<b>13 977</b>	<b>1 800</b>	<b>12 177</b>	<b>108 800 000</b>

Sumber/Source: Polres Badung/ State Police of Badung Regency

**Tabel 8.1.6** Banyaknya Kecelakaan Lalu Lintas serta Kerugian Material yang Diakibatkan oleh Kecelakaan yang Tercatat pada Polres Badung, 2021  
**Number of Traffic Accidents and Material Losses Caused by an Accident which is Recorded in State Police of Badung Regency by Month, 2021**

Bulan Month	Banyaknya Kecelakaan Number of Accident	Luka Ringan Slightly Injured	Luka Berat Seriously Injured	Meninggal Dunia Dead
(1)	(2)	(3)	(4)	(5)
Januari / January	7	9	0	3
Pebruari / February	5	7	0	1
Maret / March	6	6	1	2
April / April	7	8	0	2
Mei / May	6	9	1	3
Juni / June	6	9	0	2
Juli / July	5	7	0	2
Agustus / August	7	11	3	1
September / September	8	11	1	4
Oktober / October	32	32	3	5
Nopember / November	36	46	0	1
Desember / December	19	26	0	3
<b>Jumlah/ Total</b>	<b>144</b>	<b>181</b>	<b>9</b>	<b>29</b>

Sumber/Source: Polres Badung/ State Police of Badung Regency

**Tabel 8.1.7**  
**Table**

**Jumlah Kendaraan Bermotor Yang Telah Di Uji Baik Seksi Pengujian Kendaraan Bermotor Bidang Sarana dan Prasarana Dinas Perhubungan Kabupaten Badung, 2021**  
**Number of Motorized Vehicles That Have Been Tested, Both the Section for Testing of Motor Vehicles in the Field of Facilities and Infrastructure of Transportation Service in Badung Regency, 2021**

Bulan Month	Mobil Penumpang Passenger Cars	Mobil Bis Bus Cars		Mobil Barang Freight Cars		Jumlah Total
		U	TU	U	TU	
(1)	(2)	(3)	(4)	(5)	(6)	(7)
Januari / January	145	49	5	67	1 378	1 644
Pebruari / February	145	31	14	86	1 373	1 649
Maret / March	135	12	13	63	1 198	1 421
April / April	133	22	10	52	1 054	1 271
Mei / May	144	19	12	51	1 164	1 390
Juni / June	116	51	12	54	1 258	1 491
Juli / July	187	53	6	59	1 086	1 391
Agustus / August	184	19	10	70	1 165	1 448
September / September	118	23	8	47	990	1 186
Oktober / October	209	43	18	50	1 066	1 386
Nopember / November	91	22	14	41	978	1 146
Desember / December	136	49	12	73	1 215	1 485
<b>Jumlah</b>	<b>1743</b>	<b>393</b>	<b>134</b>	<b>713</b>	<b>13 925</b>	<b>16 908</b>

Sumber/Source: Dinas Perhubungan Badung/ Department of Transportation of Badung Regency

**Tabel 8.1.8** Banyaknya Kendaraan Bermotor Wajib Uji Kabupaten Badung 2020-2021  
**Number of Motorized Vehicles Required to Test of Badung Regency, 2020-2021**

Jenis Kendaraan <i>Transportation Type</i>	Umum <i>General</i>		Tidak Umum <i>Not Common</i>		Jumlah <i>Total</i>	
	2020	2021	2020	2021	2020	2021
(1)	(2)	(3)	(4)	(5)	(6)	(7)
<b>Mobil Penumpang</b>						
Sedan	1 726	1 621	-	-	1 726	1 621
Suburbend	4 432	4 535	-	-	4 432	4 535
Rent Car	-	-	-	-	-	-
Otolet	-	-	-	-	-	-
Mikrolet	-	-	-	-	-	-
<b>Mobil Bus</b>						
Bus Mini Jumlah Seat s/d 14	488	443	201	209	689	652
Bus Jumlah Seat 14 Ke atas	303	294	55	53	358	347
<b>Mobil Barang</b>						
Pick Up	13	20	13 825	14 112	13 838	14 132
Truck Sedang	592	598	1 622	1 639	2 214	2 237
Truck Besar	960	963	1 323	1 400	2 283	2 363
Tangki	45	44	38	41	83	85
<b>Kereta</b>						
Gandengan	-	-	-	-	-	-
Tempelan	7	8	-	-	7	8

Sumber/Source: Dinas Perhubungan Badung/ Department of Transportation of Badung Regency



**Tabel 8.1.9**  
**Table**

**Jumlah Jembatan, Panjang Jembatan, Lebar Jalur, Lebar Trotoar, dan Jumlah Bentang Jembatan Menurut Kecamatan di Kabupaten Badung, 2021**  
**Number of Bridges, Bridge Length, Lane Width, Sidewalk Width, and Number of Bridge Spans by District in Badung Regency, 2021**

Kecamatan Subdistrict	Beton	Besi	Boog	Baik	Sedang
(1)	(2)	(3)	(4)	(5)	(6)
Kuta Selatan	15	417,39	119,10	13,80	24
Kuta	8	74,00	108,20	1,70	8
Kuta Utara	17	123,80	128,50	9,75	18
Mengwi	47	412,05	259,25	20,35	52
Abiansemal	29	445,12	215,25	13,55	47
Petang	23	223,40	135,45	5,20	31
<b>Jumlah</b>	<b>139</b>	<b>1695,76</b>	<b>965,75</b>	<b>64,35</b>	<b>180</b>

Sumber : Dinas Pekerjaan Umum dan Penataan Ruang Kabupaten Badung.  
Source : Department of Highways and Irrigation of Badung Regency.



09

**PERBANKAN, KOPERASI, DAN HARGA-HARGA  
BANKING, COOPERATIVE, AND PRICES**

**Rp. 4.713.453.322**

*Total Jumlah Kredit yang Disalurkan LPD  
di Kabupaten Badung Tahun 2021*

*Total Loans Disbursed by LPD in Badung Regency in 2021*





**PENJELASAN TEKNIS**

**TECHNICAL NOTES**

- 85 Nt t t - 1/2 x ut 1/2 1. Banking statistics are obtained from the Financial Services Authority Regional 8 Bali and Nusa Tenggara.
- ux ux wt - a -t Lt t
- Vx t zt dxz- t⊙B Lt⊙ wt
- Z t fx zzt t5
- 95 gt z ux xwt wt⊙ t - x - 2. The "broad money (M1)" in specific term is liabilities of the monetary system consisting of currency and demand deposits.
- /Y 80 twt⊙" 1/2 t"-ut - x
- x x t z x w--t t t z
- 1/2 t⊙wt t z z-t⊙
- : 5 gt z ux xwt wt⊙ t -⊙t /Y 9 3. The "broad money (M2)" in a broader term or "domestic liquidity" is liabilities of the monetary system consisting M1, quasi money, and securities other than shares.
- t t ⊙/2 -w-t x x1/2 t
- twt⊙" 1/2 t"-ut - x x x
- t z x w--t t Y 83 t z 1/2 t -3
- wt t ux "t zt x⊙- t"t 5
- ; 5 gt z 1/2 t⊙ x w--t t t z 4. Currency consists of legal bank notes and coins excluding cash in the government treasury offices and commercial banks.
- 1/2 t wt t z ⊙zt t z
- ux ⊙1/2 3 -wt 1/2 x t 1/2 t z 1/2
- twt Vt bx ux wt"t tt
- wt Vt Zxzt t /bVZ0wt ut 1/2
- 5
- =5 gt z z-t⊙ x w--t t x1/2 - z 5. Demand deposit comprises current accounts, transfer, matured time, and savings deposits in rupiah, held by residents in the monetary system.
- z- 3 1/2- t t z3 - t t
- ux "t z1/2 3wt tu zt wt⊙
- t" t z wt" " t 1/2 3
- t z x⊙ " t x t 1/2
- t t x w w 1/2 wt⊙
- t" twt - x x x 5
- @5 gt z 1/2 t - x w--t t - t t 6. Quasi money consists of time and savings deposits in rupiah and foreign currency held by residents in commercial banks.
- ux "t z1/2 wt tu zt
- x w w 1/2 twt ut 1/2 3
- ut 1/2wt⊙ t" t t⊙ t
- t - z5
- A5 Nt t t - 1/2 x t t t wt⊙ 7. Statistics of foreign and domestic investments approved by government are obtained from the Department of Investment and Integrated Services. Realization of investment data exclude those investments in petroleum
- t z w-x " - x x - t" x w--
- wt - bx t t t Y wt⊙ K - z
- /bY K0 wt bx t t t Y wt⊙
- Nt⊙ Zxzx -/bY NZ⊙ux ux
- wt - N-t bx t t t Y wt⊙
- wt bx⊙ t t fx tw et

b- 5 Nt t x zx t- xt@t -  
 - x t - x t t t wt@  
 -wt 1/2 x t 1/2 x 1/2 - t 1/3  
 t t -3 wt x ut 1/1 5 Nt t  
 x@" x x "t 1/1 x ut"t  
 - x t - t z ux t@ t wt  
 " zt x z t zt - x t - t z  
 wvtu -- t"t t5

B5 V x t - twt@" utwt t"t 8.  
 t z ux t zz t 1/1 t z  
 x t z t t utwt " 1/2  
 1/2 x t - wx zt x@ wt 1/1  
 1/2 x t - t ux wt t 1/1 - -  
 1/2 x t - x 1/1@ xutz t-  
 zx t 1/1 x 1/2 - t 1/2 t t z  
 ux wt t t t t t 1/2 1/2@ t ztt 5

production, insurance, and banking sectors. Changes in investment status and those whose license was taken off have been taken into account.

8. Cooperative is an establishment that its member are people or establishments with legal status of cooperative and its activities based on people economic movement.

**ULASAN**

**DESCRIPTION**

LKL 7C x " 1/2 wt t x t z  
 bx ut 1/2 3 V x t - wt St zt4  
 St zt5Rt ut C\$ x t 1/2 wt t  
 ux t " 1/2 x t - t 1/2 y x  
 1/2vt t t w-Vtu t x Ltw z twt  
 t" 978A 97985 U 1/2 x t -  
 t 1/2 y x ut t 1/2 twt t" 9798 w-  
 Vxvt t t Yx z - t- xut t 1/2  
 8=9 1/2 x t - t 1/2 y U 1/2 x t -  
 t 1/2 y t z xw 1/2 x t = t"  
 x t 1/2 - twt 1/2 w-Vxvt t t bx t z5

CHAPTER 09 shows data on Banking, Cooperatives and Prices. Figure 9.1 displays data in the form of the number of active cooperatives by sub-district in Badung Regency in 2017–2021. The highest number of active cooperatives in 2021 is in Mengwi District, which is as many as 152 active cooperatives. The least number of active cooperatives for the last 5 years is in Petang District.

Rt ut C\$ x " 1/2 " 1/2  
 t x wt 1/2xw- t z w-t 1/2 wt -  
 1/2 utzt x 1/2xw-t wx t MNO  
 w- Vtu t x Ltw z x  
 1/2vt t t 5U 1/2 t x x ut t 1/2wt  
 w-Vxvt t t V t ex 1/2 t xux t d 5  
 85=9A5 8A5=9A5 773 xwt z 1/2 " 1/2  
 1/2xw- t z w-t 1/2 x ut t 1/2  
 w- Vxvt t t V t xut t 1/2 d 5  
 85B@9AC9BB5775

Figure 9.2 shows the number of assets and loans disbursed from village credit institutions (LPD) in Badung Regency by sub-district. The largest number of assets is in the South Kuta District of Rp. 1,527,317,527,000, while the largest number of loans disbursed in Kuta District was Rp. 1,086,279,288,000.

**Gambar** 9.1  
**Figures**

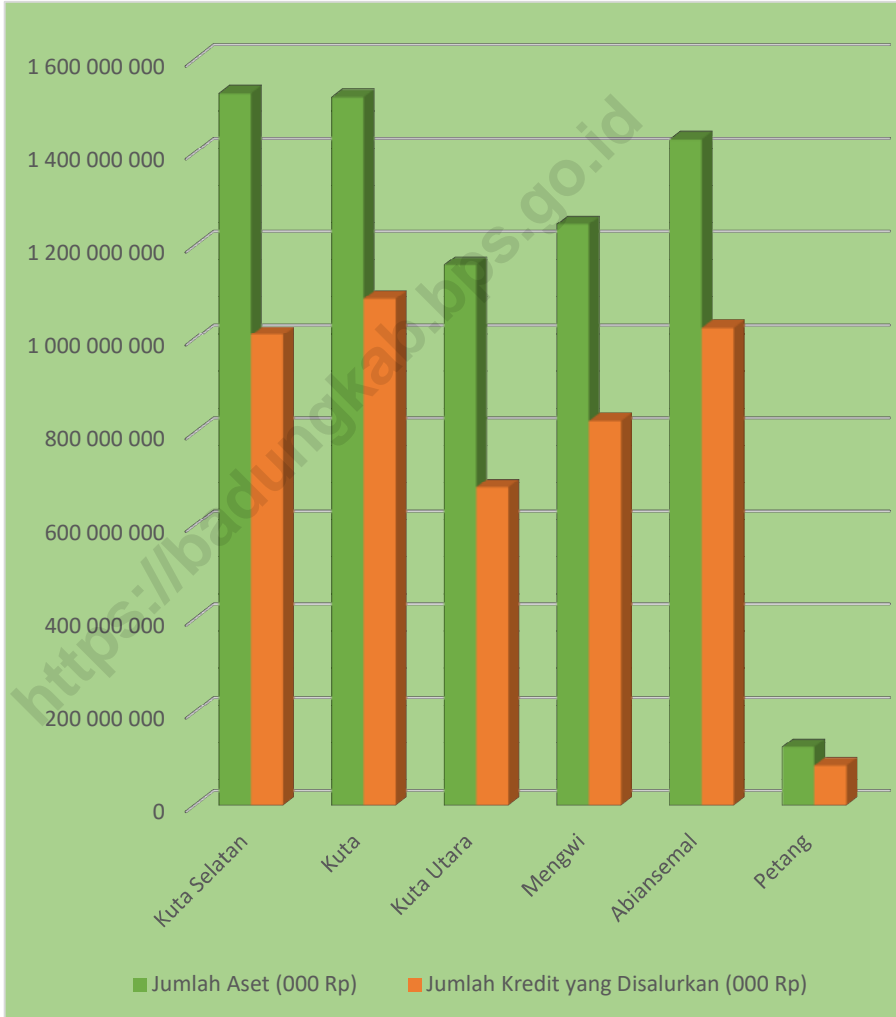
**Jumlah Koperasi Aktif Menurut Kecamatan di Kabupaten Badung, 2017–2021**  
**Number of Active Cooperative by Subdistrict in Badung Regency, 2017–2021**





**Gambar** 9.2  
**Figures**

**Jumlah Aset dan Kredit yang Disalurkan Lembaga Perkreditan Desa (LPD) di Kabupaten Badung Menurut Kecamatan, 2021**  
*Number Assets and Loans Disbursed by Village Credit Institutions (LPD) in Badung Regency by Sub-district, 2021*





**Tabel 9.1**  
**Table**

**Jumlah Koperasi Aktif Menurut Kecamatan di Kabupaten Badung, 2017–2021**  
**Number of Active Cooperative by Subdistrict in Badung Regency, 2017–2021**

Kecamatan Subdistrict	2017	2018	2019	2020	2021
(1)	(2)	(3)	(4)	(5)	(6)
Kuta Selatan	79	68	85	94	94
Kuta	40	34	45	47	49
Kuta Utara	86	68	85	89	88
Mengwi	136	105	140	144	152
Abiansemal	123	92	122	128	128
Petang	19	17	20	20	22
<b>Badung</b>	<b>483</b>	<b>384</b>	<b>497</b>	<b>522</b>	<b>533</b>

Catatan/Note: ...

Sumber/Source: Dinas Koperasi, Usaha Kecil Menengah, Perindustrian, dan Perdagangan Kabupaten Badung/ Department of Cooperative and SME of Badung Regency

**Tabel**  
**Table** 9.2**Jumlah Koperasi Menurut Jenis Koperasi dan Kecamatan di Kabupaten Badung, 2021**  
**Number of Cooperative by Kind of Cooperative and Subdistrict in Badung Regency, 2021**

Kecamatan Subdistrict	Jenis Koperasi/ Kind of Cooperative					Jumlah Total
	KUD	KPRI	KOPKAR	KOPPAS	Lainnya Other	
(1)	(2)	(3)	(4)	(5)	(6)	(7)
Kuta Selatan	2	2	25	1	74	104
Kuta	1	2	19	1	33	56
Kuta Utara	1	2	8	1	83	95
Mengwi	3	1	2	2	158	166
Abiansemal	2	1	2	0	139	144
Patang	1	0	0	0	23	24
<b>Badung</b>	<b>10</b>	<b>8</b>	<b>56</b>	<b>5</b>	<b>510</b>	<b>589</b>

Catatan/Note: ...

Sumber/Source: Dinas Koperasi, Usaha Kecil Menengah, Perindustrian, dan Perdagangan Kabupaten Badung/ Department of Cooperative and SME of Badung Regency

**Tabel**  
**Table** 9.3**Jumlah Koperasi Aktif Menurut Jenis Koperasi, 2021**  
**Number of Active Cooperative by Type of Cooperation , 2021**

Jenis Koperasi <i>Types of Cooperatives</i>	Banyaknya Koperasi <i>Number of Cooperatives</i>	Banyaknya Anggota (Orang) <i>Number of Member</i>		
		Laki-laki <i>Male</i>	Perempuan <i>Female</i>	Jumlah <i>Total</i>
(1)	(2)	(3)	(4)	(5)
<b>I Koperasi Primer</b>				
KUD	8	11 920	3 363	15 283
KOPKAR	53	9 396	4 426	13 822
KPN	9	3 891	4 006	7 897
ABRI	2	339	38	377
KSU	307	40 903	24 062	64 965
KOPPAS/Lainnya	3	295	940	1 235
KOPINKRA	3	774	566	1 340
KOPDIT/KSP	99	10 809	9 067	19 876
KOP TANI/Ternak	8	918	200	1 118
KOP Lainnya	40	2 674	842	3 516
<b>II Koperasi Sekunder</b>				
PKP-RI *)	0	0	0	0
PUSKOP Jagadhita	1	0	0	0
<b>Jumlah/Total</b>	<b>533</b>	<b>81 919</b>	<b>47 510</b>	<b>129 429</b>

Catatan/Note: ...

Sumber/Source: Dinas Koperasi, Usaha Kecil Menengah, Perindustrian, dan Perdagangan Kabupaten Badung/ Department of Cooperative and SME of Badung Regency

**Tabel**  
**Table** 9.4**Banyaknya Lembaga Perkreditan Desa (LPD), Aset dan Kredit yang Disalurkan di Kabupaten Badung Menurut Kecamatan, 2021**  
**Number of Village Credit Institutions (LPD), Assets and Loans Disbursed in Badung Regency by Sub-district, 2021**

<b>Kecamatan</b> <b>Subdistrict</b>	<b>Jumlah LPD</b> <b>Number of LPD</b>	<b>Jumlah Aset (000 Rp)</b> <b>Total Asset</b>	<b>Jumlah Kredit yang Disalurkan (000 Rp)</b> <b>Total Loans Disbursed</b>
(1)	(2)	(3)	(4)
Kuta Selatan	9	1 527 317 527	1 009 497 173
Kuta	6	1 519 561 336	1 086 279 288
Kuta Utara	8	1 158 961 207	682 137 011
Mengwi	38	1 246 677 962	824 729 803
Abiansemal	34	1 428 954 202	1 025 367 237
Petang	27	124 967 912	85 442 810
<b>Badung</b>	<b>122</b>	<b>7 006 440 146</b>	<b>4 713 453 322</b>

Sumber : Lembaga Pemberdayaan Lembaga Perkreditan Desa (LPLPD) Kabupaten Badung  
 Source : Lembaga Pemberdayaan Lembaga Perkreditan Desa (LPLPD) at Badung Regency

**Tabel** 9.5  
**Table**

**Jumlah Kantor Bank Menurut Kelompok Bank di  
Kabupaten Badung, 2016–2021**  
**Number of Bank Offices by Bank Group in Badung Regency,  
2016–2021**

Tahun Year	Kelompok Bank Bank Group	KP	KC	KCP	KK
(1)	(2)	(3)	(4)	(5)	(6)
2016	PERSERO	0	2	44	34
	BPD	0	2	7	12
	BANK SWASTA	0	5	34	8
	BANK ASING	0	0	0	0
	BANK UMUM SYARIAH	0	0	1	0
	BUS-BPD	0	0	0	0
2017	PERSERO	0	2	47	30
	BPD	0	2	7	12
	BANK SWASTA	0	4	33	9
	BANK ASING	0	0	0	0
	BANK UMUM SYARIAH	0	0	1	0
	BUS-BPD	0	0	0	0
2018	PERSERO	0	2	49	28
	BPD	0	2	7	12
	BANKSWASTA	0	5	29	8
	BANK ASING	0	0	0	0
	BANK UMUM SYARIAH	0	0	1	0
	BUS-BPD	0	0	0	0

Sumber : Otoritas Jasa Keuangan (OJK)

Source : Financial Services Authority

W " t ft ux@Continued Table C5-

Tahun Year	Kelompok Bank Bank Group	KP	KC	KCP	KK
(1)	(2)	(3)	(4)	(5)	(6)
2019	PERSERO	0	2	52	25
	BPD	0	2	7	12
	BANK SWASTA	0	5	27	9
	BANK ASING	0	0	0	0
	BANK UMUM SYARIAH	0	0	1	0
	BUS-BPD	0	0	0	0
2020	PERSERO	0	2	52	25
	BPD	0	2	7	12
	BANK SWASTA	0	6	26	7
	BANK ASING	0	0	0	0
	BANK UMUM SYARIAH	0	0	1	0
	BUS-BPD	0	0	0	0
2021	PERSERO	0	2	88	0
	BPD	0	2	26	0
	BANK SWASTA	0	7	34	1
	BANK ASING	0	0	0	0
	BANK UMUM SYARIAH	0	0	1	0
	BUS-BPD	0	0	0	0

Sumber : Otoritas Jasa Keuangan (OJK)  
Source : Financial Services Authority



Tabel 9.6  
Table

**Jumlah Pinjaman Rupiah Bank Umum Berdasarkan Lapangan Usaha (Sektor Ekonomi) - Per Bulan Kabupaten Badung, 2021**  
**Amount of Commercial Bank Loans by Business Field (Economic Sector) - Per Month of Badung Regency, 2021**

Bulan Month	Pertanian, perburuan dan Kehutanan <i>Agriculture, hunting and forestry</i>	Perikanan <i>Fishery</i>	Pertambangan dan Penggalian <i>Mining and Excavation</i>	Industri Pengolahan <i>Processing Industry</i>
(1)	(2)	(3)	(4)	(5)
Januari / <i>January</i>	115 543 765 237	11 793 520 863	165 628 126	323 194 214 807
Pebruari / <i>February</i>	119 266 867 171	13 239 127 823	160 674 721	327 269 757 053
Maret / <i>March</i>	124 398 926 202	14 484 329 248	155 663 222	332 990 796 289
April / <i>April</i>	126 288 406 059	15 067 100 250	150 592 703	337 988 253 895
Mei / <i>May</i>	130 205 635 388	16 448 640 275	145 462 220	343 219 594 446
Juni / <i>June</i>	136 152 079 008	17 191 744 155	126 930 436	357 432 691 203
Juli / <i>July</i>	140 528 414 980	17 648 167 544	274 277 184	367 170 267 707
Agustus / <i>August</i>	140 711 536 997	18 993 049 349	269 460 746	375 339 301 340
September / <i>September</i>	142 051 699 451	20 863 188 349	264 620 226	387 430 788 203
Oktober / <i>October</i>	146 805 961 756	20 615 898 878	259 755 503	391 631 234 565
Nopember / <i>November</i>	151 205 606 022	21 936 342 561	254 866 457	394 467 507 849
Desember / <i>December</i>	152 237 534 375	22 489 240 583	249 952 965	396 109 833 112
<b>Jumlah/Total</b>	<b>1 625 396 432 646</b>	<b>210 770 349 878</b>	<b>2 477 884 509</b>	<b>4 334 244 240 469</b>

Sumber : Otoritas Jasa Keuangan (OJK)

Source : *Financial Services Authority*

W " t ftux©Continued Table C5©

Bulan Month	Listrik, Gas dan Air Electricity, Gas and Water	Konstruksi Construction	Perdagangan Besar dan Eceran Wholesale and Retail Trade	Penyediaan Akomodasi dan Penyediaan Makan Minum Provision of Accommodation and Provision of Food and Drink
(1)	(6)	(7)	(8)	(9)
Januari / January	27 518 328 502	77 338 502 800	3 004 110 497 975	2 570 992 274 241
Pebruari / February	27 514 477 789	77 851 581 666	3 017 311 080 148	2 595 755 742 834
Maret / March	27 510 809 997	76 506 929 438	3 074 348 716 023	2 519 170 583 044
April / April	27 509 480 284	77 957 712 801	3 054 973 604 947	2 518 219 233 525
Mei / May	27 505 075 967	78 074 033 366	3 133 830 409 049	2 533 959 529 620
Juni / June	27 500 711 397	79 973 141 099	3 144 733 689 385	2 550 266 193 890
Juli / July	35 796 874 540	79 386 597 004	3 138 424 554 478	2 585 598 260 316
Agustus / August	36 317 142 850	79 739 488 950	3 136 785 338 999	2 586 495 662 458
September / September	36 415 128 585	78 941 047 197	3 116 765 251 249	2 213 881 188 482
Oktober / October	36 407 706 610	79 622 974 076	3 120 056 180 982	2 032 848 263 042
Nopember / November	36 376 016 759	87 005 704 310	3 130 729 714 161	2 031 806 143 962
Desember / December	36 323 507 003	83 300 787 563	3 147 818 662 385	2 018 532 213 947
<b>Jumlah/Total</b>	<b>382 695 260 283</b>	<b>955 698 500 270</b>	<b>37 219 887 699 781</b>	<b>28 757 525 289 361</b>

Sumber : Otoritas Jasa Keuangan (OJK)

Source : Financial Services Authority

W " t ftux©Continued Table C5©

Bulan Month	Transportasi, Pergudangan dan Komunikasi <i>Transportation, Warehousing and Financial Intermediary Communications</i>	Perantara Keuangan Financial Intermediary Communications	Real Estate, Usaha Persewaan, dan Jasa Perusahaan <i>Real Estate, Rental Business, and Corporate Services</i>	Administrasi Pemerintahan, Pertahanan dan Jaminan Sosial Wajib <i>Government Administration, Defense and Social Security Compulsory</i>
(1)	(10)	(11)	(12)	(13)
Januari / January	135 642 873 005	54 656 088 973	274 003 820 865	-
Pebruari / February	134 572 306 706	52 767 056 339	274 093 567 276	-
Maret / March	135 910 095 111	50 216 227 967	258 269 255 870	-
April / April	135 189 817 841	41 629 473 636	259 530 933 164	-
Mei / May	135 713 438 827	41 501 330 427	255 994 915 380	-
Juni / June	136 519 600 541	45 517 142 181	256 627 539 986	-
Juli / July	137 252 705 749	45 136 305 864	254 104 950 257	-
Agustus / August	135 743 928 859	45 040 060 737	254 125 299 572	-
September / September	143 340 827 075	53 725 071 456	302 249 559 806	-
Oktober / October	142 865 232 195	53 378 168 171	301 693 966 397	-
Nopember / November	142 636 147 613	53 089 962 828	336 573 538 204	-
Desember / December	142 283 319 624	52 879 407 014	333 273 954 028	-
<b>Jumlah/Total</b>	<b>1 657 670 293 146</b>	<b>589 536 295 593</b>	<b>3 360 541 300 805</b>	<b>-</b>

Sumber : Otoritas Jasa Keuangan (OJK)

Source : Financial Services Authority

W " t ft ux ©Continued Table C5

Bulan Month	Jasa Pendidikan Education Services	Jasa Kesehatan dan Kegiatan Sosial Health Services and Social Activities	Jasa Kemasyarakatan, Sosial Budaya, Hiburan dan Perorangan lainnya Community, Socio-Cultural, Entertainment and other Individual Services	Jasa Perorangan yang Melayani Rumah Tangga Individual Services Serving Households
(1)	(14)	(15)	(16)	(17)
Januari / January	27 736 805 927	67 511 869 114	394 495 037 671	1 713 957 865
Pebruari / February	30 240 481 252	66 685 637 320	393 990 981 725	1 654 514 986
Maret / March	30 390 619 712	67 814 280 839	401 743 320 961	1 745 583 858
April / April	29 954 305 549	70 047 805 292	398 978 580 176	1 641 265 678
Mei / May	29 696 655 511	69 706 725 770	409 492 869 302	1 652 536 988
Juni / June	29 644 432 615	70 172 251 680	415 321 339 118	1 614 733 215
Juli / July	29 765 568 890	68 399 429 334	414 674 166 360	1 660 891 260
Agustus / August	32 416 836 195	63 188 432 236	413 237 883 830	1 732 398 976
September / September	39 632 329 111	63 276 419 127	422 820 789 982	1 724 362 150
Oktober / October	39 442 341 147	74 136 786 158	421 111 285 399	1 558 138 831
Nopember / November	40 126 251 911	73 575 685 493	421 780 838 008	1 548 447 664
Desember / December	39 322 100 881	77 699 464 167	401 070 347 995	1 541 368 446
<b>Jumlah/Total</b>	<b>398 368 728 701</b>	<b>832 214 786 530</b>	<b>4 908 717 440 527</b>	<b>19 788 199 917</b>

Sumber : Otoritas Jasa Keuangan (OJK)

Source : Financial Services Authority

W " t ftux©Continued Table C5

<b>Bulan Month</b>	<b>Badan Internasional dan Badan Ekstra Internasional Lainnya International Bodies and Other Extra-International Agencies</b>	<b>Kegiatan yang belum jelas batasannya Activities with unclear boundaries</b>	<b>Rumah Tinggal Residential Home</b>	<b>Flat Apartemen Flat Apartement</b>
<b>(1)</b>	<b>(18)</b>	<b>(19)</b>	<b>(20)</b>	<b>(21)</b>
Januari / January	-	-	1 090 491 466 669	6 005 252 484
Pebruari / February	-	-	1 087 857 060 487	5 956 612 233
Maret / March	-	-	1 080 594 957 276	5 907 753 301
April / April	-	-	1 078 233 310 670	5 858 566 089
Mei / May	-	-	1 065 004 834 056	5 809 467 193
Juni / June	-	-	1 056 761 958 171	6 873 262 112
Juli / July	-	-	1 054 270 031 459	7 179 488 847
Agustus / August	-	-	1 051 455 474 924	7 120 415 319
September / September	-	-	1 060 136 038 148	7 780 918 799
Oktober / October	-	-	1 063 638 441 129	7 715 829 068
Nopember / November	-	-	1 072 439 782 024	7 650 681 392
Desember / December	-	-	1 079 337 223 408	8 246 780 593
<b>Jumlah/Total</b>	-	-	<b>12 840 220 578 421</b>	<b>82 105 027 430</b>

Sumber : Otoritas Jasa Keuangan (OJK)

Source : Financial Services Authority

W " t ftuxContinued Table C5a

Bulan Month	Ruko Rukan Ruko Rukan	Kendaraan Bermotor Motor Vehicle	RT Keperluan Lainnya Other Needs	Bukan Lapangan Usaha Lainnya Not Another Business Field
(1)	(22)	(23)	(24)	(25)
Januari / January	89 132 971 224	90 128 615 522	2 593 053 310 344	504 654
Pebruari / February	86 396 720 640	89 067 013 222	2 572 197 122 300	379 902
Maret / March	85 468 649 368	86 905 891 271	2 559 053 696 396	1 129 382
April / April	85 862 979 137	86 515 629 815	2 549 505 790 355	379 382
Mei / May	85 251 899 574	86 405 150 878	2 541 180 707 535	379 382
Juni / June	81 391 535 562	89 492 498 676	2 524 574 637 659	379 382
Juli / July	80 489 452 771	87 893 801 079	2 507 001 974 337	379 382
Agustus / August	79 912 600 700	84 564 896 685	2 498 303 579 122	379 382
September / September	82 653 432 293	85 787 825 685	2 491 459 265 897	379 382
Oktober / October	82 073 948 229	85 919 798 084	2 478 761 349 801	379 366
Nopember / November	83 372 133 525	85 617 913 023	2 451 965 465 785	379 366
Desember / December	81 330 214 745	89 993 560 365	2 392 283 646 934	374 039
<b>Jumlah/Total</b>	<b>1 003 336 537 768</b>	<b>1 048 292 594 305</b>	<b>30 159 340 546 465</b>	<b>5 423 001</b>

Sumber : Otoritas Jasa Keuangan (OJK)

Source : Financial Services Authority

Tabel 9.7  
Table

**Jumlah Pinjaman Rupiah Bank Umum Berdasarkan Penggunaan (KI/KMK/KK) - Per Bulan Kabupaten Badung, 2021**  
**Commercial Bank Loan Amount Based on Usage (KI / KMK / KK) - Per Month of Badung Regency, 2021**

Bulan Month	JUMLAH REKENING RUPIAH NUMBER OF RUPIAH ACCOUNTS			JUMLAH BULAN LAPORAN RUPIAH MONTHLY NUMBER OF RUPIAH REPORT		
	KMK	KI	KK	KMK	KI	KK
(1)	(2)	(3)	(4)	(5)	(6)	(7)
Januari / January	15 453	16 963	22 262	2 877 821 622 132	4 208 595 563 839	3 868 812 120 897
Pebruari / February	15 830	16 902	22 095	2 884 828 367 796	4 247 545 487 013	3 841 474 908 784
Maret / March	16 344	16 872	21 939	2 940 832 380 309	4 174 823 757 472	3 817 932 076 994
April / April	16 748	16 877	21 817	2 914 334 410 409	4 180 792 155 391	3 805 976 655 448
Mei / May	17 161	16 833	21 609	2 993 054 453 229	4 214 092 399 307	3 783 652 438 618
Juni / June	17 703	16 822	21 499	3 008 453 763 465	4 260 340 456 444	3 759 094 271 562
Juli / July	18 071	16 767	21 395	2 999 951 484 967	4 315 869 946 500	3 736 835 127 875
Agustus / August	18 362	16 731	21 242	3 014 470 048 747	4 305 665 773 347	3 721 357 346 132
September / September	18 815	16 683	21 123	3 018 834 143 486	4 004 548 126 963	3 727 817 860 204
Oktober / October	19 233	16 655	20 965	3 024 610 116 784	3 837 823 776 926	3 718 109 745 677
Nopember / November	19 577	16 498	20 661	3 083 906 976 709	3 839 205 797 093	3 701 046 355 115
Desember / December	19 813	16 285	19 538	3 068 879 889 966	3 836 251 804 122	3 651 191 800 084
<b>Jumlah/Total</b>	<b>213 110</b>	<b>200 888</b>	<b>256 145</b>	<b>35 829 977 657 999</b>	<b>49 425 555 044 417</b>	<b>45 133 300 707 390</b>

Sumber : Otoritas Jasa Keuangan (OJK)

Source : Financial Services Authority

**Tabel**  
**Table** 9.8

**Jumlah Pinjaman Rupiah Bank Umum Berdasarkan  
Skala Bisnis (UMKM/Non UMUM) - Per Bulan Kabupaten  
Badung, 2021**  
**Commercial Bank Loan Amount Based on Business Scale  
(UMKM / Non UMKM) - Per Month of Badung Regency, 2021**

Bulan Month	JUMLAH REKENING RUPIAH NUMBER OF RUPIAH ACCOUNTS		JUMLAH BULAN LAPORAN RUPIAH MONTHLY NUMBER OF RUPIAH REPORT	
	UMKM	NON UMKM	UMKM	NON UMKM
(1)	(2)	(3)	(4)	(5)
Januari / January	35850	19786	5 089 719 464 306	5 466 604 029 866
Pebruari / February	30728	24099	4 649 840 724 186	6 324 008 039 407
Maret / March	33389	23347	4 928 416 353 932	5 695 742 774 985
April / April	31116	24039	4 715 251 576 983	6 218 336 637 792
Mei / May	30529	24149	4 666 373 583 397	6 288 855 723 471
Juni / June	32403	23830	4 799 600 183 914	6 253 056 375 428
Juli / July	32627	23708	4 799 754 637 448	6 241 738 530 778
Agustus / August	32930	23691	4 883 459 836 386	5 867 740 294 267
September / September	32126	23898	4 783 611 055 473	6 244 277 435 998
Oktober / October	33244	23609	4 908 269 858 704	5 672 273 780 683
Nopember / November	31437	24005	4 700 533 036 132	6 200 570 185 116
Desember / December	31711	23892	4 728 411 529 302	6 262 387 761 852
<b>Jumlah/Total</b>	<b>388 090</b>	<b>282 053</b>	<b>57 653 241 840 163</b>	<b>72 735 591 569 643</b>

Sumber : Otoritas Jasa Keuangan (OJK)

Source : Financial Services Authority



Tabel  
Table 9.9

**Posisi Pinjaman Valuta Asing Menurut Lapangan Usaha dan Bulan di Kabupaten Badung, 2021**  
**Position of Foreign Currency Loans by Business Field and Month in Badung Regency, 2021**

<b>Bulan Month</b>	<b>Perdagangan Besar dan Eceran Wholesale and Retail Trade</b>	<b>Penyediaan Akomodasi dan Penyediaan Makan Minum Provision of Accommodation and Provision of Food and Drink</b>
<b>(1)</b>	<b>(2)</b>	<b>(3)</b>
Januari / January	12 501 221 050	81 988 591 609
Pebruari / February	12 397 771 200	83 216 601 166
Maret / March	13 374 518 325	84 877 619 145
April / April	11 650 398 075	84 411 002 601
Mei / May	10 946 405 400	83 447 695 836
Juni / June	13 113 698 500	84 734 182 016
Juli / July	11 761 295 488	84 515 949 360
Agustus / August	10 995 288 967	83 376 110 407
September / September	12 041 957 557	83 640 024 444
Oktober / October	9 180 266 567	82 793 634 626
Nopember / November	10 999 101 944	83 700 389 973
Desember / December	8 392 961 461	83 292 289 207
<b>Jumlah/Total</b>	<b>137 354 884 534</b>	<b>1 003 994 090 390</b>

Sumber : Otoritas Jasa Keuangan (OJK)

Source : Financial Services Authority

Tabel  
Table 9.10

**Posisi Pinjaman Valuta Asing Bank Umum Menurut Jenis  
Penggunaan Per Bulan di Kabupaten Badung, 2021**  
*The Position of Commercial Bank Foreign Currency Loans by  
Type of Usage Per Month in Badung Regency, 2021*

Bulan Month	JUMLAH REKENERG VALAS NUMBER OF FOREIGN EXCHANGE ACCOUNTS			JUMLAH BULAN LAPORAN VALAS NUMBER OF MONTHS FOR FOREIGN EXCHANGE REPORTS		
	KMK	KI	KK	KMK	KI	KK
(1)	(2)	(3)	(4)	(5)	(6)	(7)
Januari / January	2	1	-	12 501 221 050	81 988 591 609	-
Pebruari / February	1	1	-	12 397 771 200	83 216 601 166	-
Maret / March	1	1	-	13 374 518 325	84 877 619 145	-
April / April	1	1	-	11 650 398 075	84 411 002 601	-
Mei / May	1	1	-	10 946 405 400	83 447 695 836	-
Juni / June	1	1	-	13 113 698 500	84 734 182 016	-
Juli / July	1	1	-	11 761 295 488	84 515 949 360	-
Agustus / August	1	1	-	10 995 288 967	83 376 110 407	-
September / September	1	1	-	12 041 957 557	83 640 024 444	-
Oktober / October	2	1	-	9 180 266 567	82 793 634 626	-
Nopember / November	2	1	-	10 999 101 944	83 700 389 973	-
Desember / December	2	1	-	8 392 961 461	83 292 289 207	-
<b>Jumlah/Total</b>	<b>16</b>	<b>12</b>	<b>-</b>	<b>137 354 884 534</b>	<b>1 003 994 090 390</b>	<b>-</b>

Sumber : Otoritas Jasa Keuangan (OJK)

Source : Financial Services Authority

**Tabel**  
**Table** 9.11

**Posisi Pinjaman Valuta Asing Bank Umum Menurut Skala  
Bisnis Per Bulan di Kabupaten Badung, 2021**  
*Position of Commercial Bank Foreign Exchange Loans by  
Business Scale Per Month in Badung Regency, 2021*

Bulan Month	JUMLAH REKENING VALAS NUMBER OF FOREIGN EXCHANGE ACCOUNTS		JUMLAH BULAN LAPORAN VALAS NUMBER OF MONTHS FOR FOREIGN EXCHANGE REPORTS	
	UMKM	NON UMKM	UMKM	NON UMKM
(1)	(2)	(3)	(4)	(5)
Januari / January	-	3	-	94 489 812 659
Pebruari / February	-	2	-	95 614 372 366
Maret / March	-	2	-	98 252 137 470
April / April	-	2	-	96 061 400 676
Mei / May	-	2	-	94 394 101 236
Juni / June	-	2	-	97 847 880 516
Juli / July	-	2	-	96 277 244 848
Agustus / August	-	2	-	94 371 399 374
September / September	-	2	-	95 681 982 001
Oktober / October	-	3	-	91 973 901 193
Nopember / November	-	3	-	94 699 491 917
Desember / December	-	3	-	91 685 250 668
<b>Jumlah/Total</b>	-	<b>28</b>	-	<b>1 141 348 974 924</b>

Sumber : Otoritas Jasa Keuangan (OJK)

Source : Financial Services Authority

**Tabel**  
**Table** 9.12

**Total Posisi Pinjaman Rupiah dan Valuta Asing Bank Umum Menurut Lapangan Usaha Per Bulan di Kabupaten Badung, 2021**  
**Total Position of Commercial Bank Rupiah and Foreign Currency Loans by Business Field Per Month in Badung Regency, 2021**

Bulan Month	Pertanian, perburuan dan Kehutanan Agriculture, hunting and forestry	Perikanan Fishery	Pertambangan dan Penggalian Mining and Excavation	Industri Pengolahan Processing Industry
(1)	(2)	(3)	(4)	(5)
Januari / January	115 543 765 237	11 793 520 863	165 628 126	323 194 214 807
Pebruari / February	119 266 867 171	13 239 127 823	160 674 721	327 269 757 053
Maret / March	124 398 926 202	14 484 329 248	155 663 222	332 990 796 289
April / April	126 288 406 059	15 067 100 250	150 592 703	337 988 253 895
Mei / May	130 205 635 388	16 448 640 275	145 462 220	343 219 594 446
Juni / June	136 152 079 008	17 191 744 155	126 930 436	357 432 691 203
Juli / July	140 528 414 980	17 648 167 544	274 277 184	367 170 267 707
Agustus / August	140 711 536 997	18 993 049 349	269 460 746	375 339 301 340
September / September	142 051 699 451	20 863 188 349	264 620 226	387 430 788 203
Oktober / October	146 805 961 756	20 615 898 878	259 755 503	391 631 234 565
Nopember / November	151 205 606 022	21 936 342 561	254 866 457	394 467 507 849
Desember / December	152 237 534 375	22 489 240 583	249 952 965	396 109 833 112
<b>Jumlah/Total</b>	<b>1 625 396 432 646</b>	<b>210 770 349 878</b>	<b>2 477 884 509</b>	<b>4 334 244 240 469</b>

Sumber : Otoritas Jasa Keuangan (OJK)

Source : Financial Services Authority

W " t ft ux ©Continued Table C39

Bulan Month	Listrik, Gas dan Air Electricity, Gas and Water	Konstruksi Construction	Perdagangan Besar dan Eceran Wholesale and Retail Trade	Penyediaan Akomodasi dan Penyediaan Makan Minum Provision of Accommodation and Provision of Food and Drink
(1)	(6)	(7)	(8)	(9)
Januari / January	27 518 328 502	77 338 502 800	3 016 611 719 025	2 652 980 865 850
Pebruari / February	27 514 477 789	77 851 581 666	3 029 708 851 348	2 678 972 344 000
Maret / March	27 510 809 997	76 506 929 438	3 087 723 234 348	2 604 048 202 189
April / April	27 509 480 284	77 957 712 801	3 066 624 003 022	2 602 630 236 126
Mei / May	27 505 075 967	78 074 033 366	3 144 776 814 449	2 617 407 225 456
Juni / June	27 500 711 397	79 973 141 099	3 157 847 387 885	2 635 000 375 906
Juli / July	35 796 874 540	79 386 597 004	3 150 185 849 966	2 670 114 209 676
Agustus / August	36 317 142 850	79 739 488 950	3 147 780 627 966	2 669 871 772 865
September / September	36 415 128 585	78 941 047 197	3 128 807 208 806	2 297 521 212 926
Oktober / October	36 407 706 610	79 622 974 076	3 129 236 447 549	2 115 641 897 668
Nopember / November	36 376 016 759	87 005 704 310	3 141 728 816 105	2 115 506 533 935
Desember / December	36 323 507 003	83 300 787 563	3 156 211 623 846	2 101 824 503 154
<b>Jumlah/Total</b>	<b>382 695 260 283</b>	<b>955 698 500 270</b>	<b>37 357 242 584 315</b>	<b>29 761 519 379 751</b>

Sumber : Otoritas Jasa Keuangan (OJK)

Source : Financial Services Authority

W " t ftuxContinued Table C39

Bulan Month	Transportasi, Pergudangan dan Komunikasi <i>Transportation, Warehousing and Financial Intermediary Communications</i>	Perantara Keuangan Financial Intermediary Communications	Real Estate, Usaha Persewaan, dan Jasa Perusahaan <i>Real Estate, Rental Business, and Corporate Services</i>	Administrasi Pemerintahan, Pertahanan dan Jaminan Sosial Wajib <i>Government Administration, Defense and Social Security Compulsory</i>
(1)	(10)	(11)	(12)	(13)
Januari / <i>January</i>	135 642 873 005	54 656 088 973	274 003 820 865	-
Pebruari / <i>February</i>	134 572 306 706	52 767 056 339	274 093 567 276	-
Maret / <i>March</i>	135 910 095 111	50 216 227 967	258 269 255 870	-
April / <i>April</i>	135 189 817 841	41 629 473 636	259 530 933 164	-
Mei / <i>May</i>	135 713 438 827	41 501 330 427	255 994 915 380	-
Juni / <i>June</i>	136 519 600 541	45 517 142 181	256 627 539 986	-
Juli / <i>July</i>	137 252 705 749	45 136 305 864	254 104 950 257	-
Agustus / <i>August</i>	135 743 928 859	45 040 060 737	254 125 299 572	-
September / <i>September</i>	143 340 827 075	53 725 071 456	302 249 559 806	-
Oktober / <i>October</i>	142 865 232 195	53 378 168 171	301 693 966 397	-
Nopember / <i>November</i>	142 636 147 613	53 089 962 828	336 573 538 204	-
Desember / <i>December</i>	142 283 319 624	52 879 407 014	333 273 954 028	-
<b>Jumlah/Total</b>	<b>1 657 670 293 146</b>	<b>589 536 295 593</b>	<b>3 360 541 300 805</b>	-

Sumber : Otoritas Jasa Keuangan (OJK)

Source : *Financial Services Authority*

W " t ftuxContinued Table C39

Bulan Month	Jasa Pendidikan Education Services	Jasa Kesehatan dan Kegiatan Sosial Health Services and Social Activities	Jasa Kemasyarakatan, Sosial Budaya, Hiburan dan Perorangan lainnya Community, Socio-Cultural, Entertainment and other Individual Services	Jasa Perorangan yang Melayani Rumah Tangga Individual Services Serving Households
(1)	(14)	(15)	(16)	(17)
Januari / January	27 736 805 927	67 511 869 114	394 495 037 671	1 713 957 865
Pebruari / February	30 240 481 252	66 685 637 320	393 990 981 725	1 654 514 986
Maret / March	30 390 619 712	67 814 280 839	401 743 320 961	1 745 583 858
April / April	29 954 305 549	70 047 805 292	398 978 580 176	1 641 265 678
Mei / May	29 696 655 511	69 706 725 770	409 492 869 302	1 652 536 988
Juni / June	29 644 432 615	70 172 251 680	415 321 339 118	1 614 733 215
Juli / July	29 765 568 890	68 399 429 334	414 674 166 360	1 660 891 260
Agustus / August	32 416 836 195	63 188 432 236	413 237 883 830	1 732 398 976
September / September	39 632 329 111	63 276 419 127	422 820 789 982	1 724 362 150
Oktober / October	39 442 341 147	74 136 786 158	421 111 285 399	1 558 138 831
Nopember / November	40 126 251 911	73 575 685 493	421 780 838 008	1 548 447 664
Desember / December	39 322 100 881	77 699 464 167	401 070 347 995	1 541 368 446
<b>Jumlah/Total</b>	<b>398 368 728 701</b>	<b>832 214 786 530</b>	<b>4 908 717 440 527</b>	<b>19 788 199 917</b>

Sumber : Otoritas Jasa Keuangan (OJK)

Source : Financial Services Authority

W " t ft ux ©Continued Table C.9

Bulan Month	Badan Internasional dan Badan Ekstra Internasional Lainnya International Bodies and Other Extra-International Agencies	Kegiatan yang belum jelas batasannya Activities with unclear boundaries	Rumah Tinggal Residential Home	Flat Apartemen Flat Apartement
(1)	(18)	(19)	(20)	(21)
Januari / January	-	-	1 090 491 466 669	6 005 252 484
Pebruari / February	-	-	1 087 857 060 487	5 956 612 233
Maret / March	-	-	1 080 594 957 276	5 907 753 301
April / April	-	-	1 078 233 310 670	5 858 566 089
Mei / May	-	-	1 065 004 834 056	5 809 467 193
Juni / June	-	-	1 056 761 958 171	6 873 262 112
Juli / July	-	-	1 054 270 031 459	7 179 488 847
Agustus / August	-	-	1 051 455 474 924	7 120 415 319
September / September	-	-	1 060 136 038 148	7 780 918 799
Oktober / October	-	-	1 063 638 441 129	7 715 829 068
Nopember / November	-	-	1 072 439 782 024	7 650 681 392
Desember / December	-	-	1 079 337 223 408	8 246 780 593
<b>Jumlah/Total</b>	-	-	<b>12 840 220 578 421</b>	<b>82 105 027 430</b>

Sumber : Otoritas Jasa Keuangan (OJK)

Source : Financial Services Authority



W " t ftux©Continued Table C39

Bulan Month	Ruko Rukan Ruko Rukan	Kendaraan Bermotor Motor Vehicle	RT Keperluan Lainnya Other Needs	Bukan Lapangan Usaha Lainnya Not Another Business Field
(1)	(22)	(23)	(24)	(25)
Januari / January	89 132 971 224	90 128 615 522	2 593 053 310 344	504 654
Pebruari / February	86 396 720 640	89 067 013 222	2 572 197 122 300	379 902
Maret / March	85 468 649 368	86 905 891 271	2 559 053 696 396	1 129 382
April / April	85 862 979 137	86 515 629 815	2 549 505 790 355	379 382
Mei / May	85 251 899 574	86 405 150 878	2 541 180 707 535	379 382
Juni / June	81 391 535 562	89 492 498 676	2 524 574 637 659	379 382
Juli / July	80 489 452 771	87 893 801 079	2 507 001 974 337	379 382
Agustus / August	79 912 600 700	84 564 896 685	2 498 303 579 122	379 382
September / September	82 653 432 293	85 787 825 685	2 491 459 265 897	379 382
Oktober / October	82 073 948 229	85 919 798 084	2 478 761 349 801	379 366
Nopember / November	83 372 133 525	85 617 913 023	2 451 965 465 785	379 366
Desember / December	81 330 214 745	89 993 560 365	2 392 283 646 934	374 039
<b>Jumlah/Total</b>	<b>1 003 336 537 768</b>	<b>1 048 292 594 305</b>	<b>30 159 340 546 465</b>	<b>5 423 001</b>

Sumber : Otoritas Jasa Keuangan (OJK)

Source : Financial Services Authority

Tabel  
Table 9.13

**Total Posisi Pinjaman Rupiah dan Valuta Asing Bank Umum Menurut Jenis Penggunaan Per Bulan di Kabupaten Badung, 2021**  
**Total Position of Commercial Bank Rupiah and Foreign Exchange Loans by Type of Usage Per Month in Badung Regency, 2021**

Bulan Month	JUMLAH REKENING RUPIAH + VALAS NUMBER OF RUPIAH ACCOUNTS + FOREIGN EXCHANGE			JUMLAH BULAN LAPORAN RUPIAH + VALAS MONTHLY NUMBER OF RUPIAH REPORT + FOREIGN EXCHANGE		
	KMK	KI	KK	KMK	KI	KK
(1)	(2)	(3)	(4)	(5)	(6)	(7)
Januari / January	15 455	16 964	22 262	2 890 322 843 182	4 290 584 155 448	3 868 812 120 897
Pebruari / February	15 831	16 903	22 095	2 897 226 138 996	4 330 762 088 179	3 841 474 908 784
Maret / March	16 345	16 873	21 939	2 954 206 898 634	4 259 701 376 617	3 817 932 076 994
April / April	16 749	16 878	21 817	2 925 984 808 484	4 265 203 157 992	3 805 976 655 448
Mei / May	17 162	16 834	21 609	3 004 000 858 629	4 297 540 095 143	3 783 652 438 618
Juni / June	17 704	16 823	21 499	3 021 567 461 965	4 345 074 638 460	3 759 094 271 562
Juli / July	18 072	16 768	21 395	3 011 712 780 455	4 400 385 895 860	3 736 835 127 875
Agustus / August	18 363	16 732	21 242	3 025 465 337 714	4 389 041 883 754	3 721 357 346 132
September / September	18 816	16 684	21 123	3 030 876 101 043	4 088 188 151 407	3 727 817 860 204
Oktober / October	19 235	16 656	20 965	3 033 790 383 351	3 920 617 411 552	3 718 109 745 677
Nopember / November	19 579	16 499	20 661	3 094 906 078 653	3 922 906 187 066	3 701 046 355 115
Desember / December	19 815	16 286	19 538	3 077 272 851 427	3 919 544 093 329	3 651 191 800 084
<b>Jumlah/Total</b>	<b>213 126</b>	<b>200 900</b>	<b>256 145</b>	<b>35 967 332 542 533</b>	<b>50 429 549 134 807</b>	<b>45 133 300 707 390</b>

Sumber : Otoritas Jasa Keuangan (OJK)

Source : Financial Services Authority

**Tabel 9.14**  
**Table**

**Posisi Pinjaman Valuta Asing Bank Umum Menurut Skala  
Bisnis Per Bulan di Kabupaten Badung, 2021**  
*Position of Commercial Bank Foreign Exchange Loans by  
Business Scale Per Month in Badung Regency, 2021*

Bulan Month	JUMLAH REKENING RUPIAH + VALAS NUMBER OF RUPIAH ACCOUNTS + FOREIGN EXCHANGE		JUMLAH BULAN LAPORAN RUPIAH + VALAS NUMBER OF MONTHS RUPIAH REPORT + FOREIGN EXCHANGE	
	UMKM	NON UMKM	UMKM	NON UMKM
(1)	(2)	(3)	(4)	(5)
Januari / January	30 529	24 152	4 666 373 583 397	6 383 345 536 130
Pebruari / February	30 728	24 101	4 649 840 724 186	6 419 622 411 773
Maret / March	31 116	24 041	4 715 251 576 983	6 316 588 775 262
April / April	31 437	24 007	4 700 533 036 132	6 296 631 585 792
Mei / May	31 711	23 894	4 728 411 529 302	6 356 781 863 088
Juni / June	32 126	23 900	4 783 611 055 473	6 342 125 316 514
Juli / July	32 403	23 832	4 799 600 183 914	6 349 333 620 276
Agustus / August	32 627	23 710	4 799 754 637 448	6 336 109 930 152
September / September	32 930	23 693	4 883 459 836 386	5 963 422 276 268
Oktober / October	33 244	23 612	4 908 269 858 704	5 764 247 681 876
Nopember / November	33 389	23 350	4 928 416 353 932	5 790 442 266 902
Desember / December	35 850	19 789	5 089 719 464 306	5 558 289 280 534
<b>Jumlah/Total</b>	<b>388 090</b>	<b>282 081</b>	<b>57 653 241 840 163</b>	<b>73 876 940 544 567</b>

Sumber : Otoritas Jasa Keuangan (OJK)

Source : Financial Services Authority

**Tabel 9.15**  
**Table****Posisi Pinjaman Rupiah Bank Umum pada UMKM Menurut Lapangan Usaha Per Bulan di Kabupaten Badung, 2021**  
**Position of Commercial Bank Rupiah Loans to UMKM by Business Field Per Month in Badung Regency, 2021**

Bulan Month	Pertanian, perburuan dan Kehutanan <i>Agriculture, hunting and forestry</i>	Perikanan <i>Fishery</i>	Pertambangan dan Penggalian <i>Mining and Excavation</i>	Industri Pengolahan <i>Processing Industry</i>
(1)	(2)	(3)	(4)	(5)
Januari / <i>January</i>	115 137 946 327	11 642 618 244	165 628 126	279 287 883 909
Pebruari / <i>February</i>	118 875 930 951	13 073 027 976	160 674 721	282 723 418 730
Maret / <i>March</i>	124 023 029 693	14 323 536 637	155 663 222	286 460 711 934
April / <i>April</i>	125 912 961 015	14 911 681 775	150 592 703	290 735 358 422
Mei / <i>May</i>	129 825 746 022	16 287 675 406	145 462 220	297 414 329 695
Juni / <i>June</i>	135 777 287 056	16 937 166 889	126 930 436	308 018 354 958
Juli / <i>July</i>	140 093 163 757	17 326 571 534	274 277 184	316 182 592 737
Agustus / <i>August</i>	140 262 469 520	18 684 880 366	269 460 746	326 544 477 359
September / <i>September</i>	141 571 059 356	20 556 865 244	264 620 226	337 504 608 547
Oktober / <i>October</i>	146 277 127 282	20 254 906 497	259 755 503	344 923 545 349
Nopember / <i>November</i>	150 695 231 843	21 590 146 918	254 866 457	348 625 952 326
Desember / <i>December</i>	148 136 134 254	22 489 240 583	249 952 965	367 879 160 849
<b>Jumlah/Total</b>	<b>1 616 588 087 076</b>	<b>208 078 318 069</b>	<b>2 477 884 509</b>	<b>3 786 300 394 815</b>

Sumber : Otoritas Jasa Keuangan (OJK)

Source : *Financial Services Authority*

W " t ftuxContinued Table C3=

Bulan Month	Listrik, Gas dan Air Electricity, Gas and Water	Konstruksi Construction	Perdagangan Besar dan Eceran Wholesale and Retail Trade	Penyediaan Akomodasi dan Penyediaan Makan Minum Provision of Accommodation and Provision of Food and Drink
(1)	(6)	(7)	(8)	(9)
Januari / January	27 494 406 650	77 289 579 658	2 490 374 379 285	848 946 552 623
Pebruari / February	27 490 543 395	77 803 745 515	2 496 606 009 650	818 380 070 229
Maret / March	27 486 864 012	76 460 195 975	2 556 587 009 472	824 217 653 473
April / April	27 485 523 692	77 912 097 894	2 549 158 013 496	818 003 459 531
Mei / May	27 481 109 784	78 029 553 080	2 561 280 539 310	822 175 600 999
Juni / June	27 476 736 675	79 929 811 778	2 581 848 554 093	825 346 195 611
Juli / July	35 772 892 364	79 344 435 492	2 551 522 976 264	851 586 932 361
Agustus / August	9 061 982 998	79 698 511 470	2 568 355 993 402	851 937 062 294
September / September	9 159 963 557	78 901 270 633	2 586 432 536 758	871 036 508 819
Oktober / October	9 152 537 601	79 584 415 519	2 603 514 103 799	863 568 370 039
Nopember / November	9 144 845 416	86 968 381 066	2 603 883 392 345	846 473 852 823
Desember / December	9 092 335 660	83 300 787 563	2 672 792 924 830	935 662 689 254
<b>Jumlah/Total</b>	<b>246 299 741 804</b>	<b>955 222 785 643</b>	<b>30 822 356 432 704</b>	<b>10 177 334 948 056</b>

Sumber : Otoritas Jasa Keuangan (OJK)

Source : Financial Services Authority

W " t ftux©Continued Table C3=

Bulan Month	Transportasi, Pergudangan dan Komunikasi <i>Transportation, Warehousing and Financial Intermediary Communications</i>	Perantara Keuangan Financial Intermediary Communications	Real Estate, Usaha Persewaan, dan Jasa Perusahaan <i>Real Estate, Rental Business, and Corporate Services</i>	Administrasi Pemerintahan, Pertahanan dan Jaminan Sosial Wajib <i>Government Administration, Defense and Social Security Compulsory</i>
(1)	(10)	(11)	(12)	(13)
Januari / January	113 690 069 671	44 247 272 231	200 431 918 201	-
Pebruari / February	112 298 085 497	42 437 059 860	200 133 874 255	-
Maret / March	112 543 936 079	40 511 010 430	184 949 278 692	-
April / April	110 383 185 208	31 905 281 990	186 580 528 639	-
Mei / May	110 430 949 605	31 676 815 839	183 425 632 107	-
Juni / June	111 269 253 778	35 694 883 646	184 214 618 538	-
Juli / July	111 529 036 298	35 356 067 460	181 817 594 473	-
Agustus / August	110 096 815 599	35 250 110 126	182 014 624 551	-
September / September	117 252 827 427	44 823 311 603	181 045 990 087	-
Oktober / October	116 976 322 810	44 246 195 645	180 649 781 502	-
Nopember / November	117 068 138 674	43 739 411 516	183 247 823 592	-
Desember / December	117 766 588 560	43 612 143 659	179 212 355 651	-
<b>Jumlah/Total</b>	<b>1 361 305 209 206</b>	<b>473 499 564 005</b>	<b>2 227 724 020 288</b>	<b>-</b>

Sumber : Otoritas Jasa Keuangan (OJK)

Source : Financial Services Authority

W " t ftux©Continued Table C3=

Bulan Month	Jasa Pendidikan Education Services	Jasa Kesehatan dan Kegiatan Sosial Health Services and Social Activities	Jasa Kemasyarakatan, Sosial Budaya, Hiburan dan Perorangan lainnya Community, Socio-Cultural, Entertainment and other Individual Services	Jasa Perorangan yang Melayani Rumah Tangga Individual Services Serving Households
(1)	(14)	(15)	(16)	(17)
Januari / January	25 870 949 315	43 525 413 153	386 555 008 139	1 713 957 865
Pebruari / February	28 739 336 705	43 254 570 365	386 209 861 351	1 654 514 986
Maret / March	29 259 017 914	44 494 470 606	392 033 614 986	1 745 583 858
April / April	29 194 370 841	45 493 770 694	391 064 944 554	1 641 265 678
Mei / May	29 312 140 609	45 160 629 997	394 139 716 173	1 625 628 456
Juni / June	29 644 432 615	46 454 139 436	399 257 956 749	1 614 733 215
Juli / July	29 765 568 890	47 334 258 755	400 032 925 085	1 660 891 260
Agustus / August	32 416 836 195	46 960 871 957	396 468 141 889	1 732 398 976
September / September	39 632 329 111	47 648 521 924	405 905 060 944	1 724 362 150
Oktober / October	39 442 341 147	58 984 518 357	398 877 798 823	1 558 138 831
Nopember / November	40 126 251 911	59 091 245 185	415 958 366 196	1 548 447 664
Desember / December	39 322 100 881	67 619 875 896	401 041 805 255	1 541 368 446
<b>Jumlah/Total</b>	<b>392 725 676 134</b>	<b>596 022 286 325</b>	<b>4 767 545 200 144</b>	<b>19 761 291 385</b>

Sumber : Otoritas Jasa Keuangan (OJK)

Source : Financial Services Authority

W " t ft ux ©Continued Table CS=

Bulan Month	Badan Internasional dan Badan Ekstra Internasional Lainnya International Bodies and Other Extra-International Agencies	Kegiatan yang belum jelas batasannya Activities with unclear boundaries	Rumah Tinggal Residential Home	Flat Apartemen Flat Apartement
(1)	(18)	(19)	(20)	(21)
Januari / January	-	-	-	-
Pebruari / February	-	-	-	-
Maret / March	-	-	-	-
April / April	-	-	-	-
Mei / May	-	-	-	-
Juni / June	-	-	-	-
Juli / July	-	-	-	-
Agustus / August	-	-	-	-
September / September	-	-	-	-
Oktober / October	-	-	-	-
Nopember / November	-	-	-	-
Desember / December	-	-	-	-
<b>Jumlah/Total</b>	-	-	-	-

Sumber : Otoritas Jasa Keuangan (OJK)

Source : Financial Services Authority



W " t ft ux ©Continued Table CS=

<b>Bulan Month</b>	<b>Ruko Rukan Ruko Rukan</b>	<b>Kendaraan Bermotor Motor Vehicle</b>	<b>RT Keperluan Lainnya Other Needs</b>	<b>Bukan Lapangan Usaha Lainnya Not Another Business Field</b>
<b>(1)</b>	<b>(22)</b>	<b>(23)</b>	<b>(24)</b>	<b>(25)</b>
Januari / January	-	-	-	-
Pebruari / February	-	-	-	-
Maret / March	-	-	-	-
April / April	-	-	-	-
Mei / May	-	-	-	-
Juni / June	-	-	-	-
Juli / July	-	-	-	-
Agustus / August	-	-	-	-
September / September	-	-	-	-
Oktober / October	-	-	-	-
Nopember / November	-	-	-	-
Desember / December	-	-	-	-
<b>Jumlah/Total</b>	-	-	-	-

Sumber : Otoritas Jasa Keuangan (OJK)

Source : Financial Services Authority

**Tabel 9.16**  
**Table****Posisi Pinjaman Rupiah Bank Umum pada UMKM Menurut Jenis Penggunaan Per Bulan di Kabupaten Badung, 2021**  
**Position of Commercial Bank Rupiah Loans on UMKM by Type of Usage Per Month in Badung Regency, 2021**

Bulan Month	JUMLAH REKENING RUPIAH NUMBER OF RUPIAH ACCOUNTS			JUMLAH REKENING RUPIAH + VALAS NUMBER OF RUPIAH ACCOUNTS + FOREIGN EXCHANGE		
	KMK	KI	KK	KMK	KI	KK
(1)	(2)	(3)	(4)	(5)	(6)	(7)
Januari / January	13 971	16 558	-	13 971	16 558	-
Pebruari / February	14 216	16 512	-	14 216	16 512	-
Maret / March	14 614	16 502	-	14 614	16 502	-
April / April	14 923	16 514	-	14 923	16 514	-
Mei / May	15 231	16 480	-	15 231	16 480	-
Juni / June	15 636	16 490	-	15 636	16 490	-
Juli / July	15 943	16 460	-	15 943	16 460	-
Agustus / August	16 186	16 441	-	16 186	16 441	-
September / September	16 539	16 391	-	16 539	16 391	-
Oktober / October	16 865	16 379	-	16 865	16 379	-
Nopember / November	17 155	16 234	-	17 155	16 234	-
Desember / December	19 713	16 137	-	19 713	16 137	-
<b>Jumlah/Total</b>	<b>190 992</b>	<b>197 098</b>	<b>-</b>	<b>190 992</b>	<b>197 098</b>	<b>-</b>

Sumber : Otoritas Jasa Keuangan (OJK)

Source : Financial Services Authority

W " t ft ux @Continued Table CB@

Bulan Month	JUMLAH BULAN LAPORAN RUPIAH MONTHLY NUMBER OF RUPIAH REPORT			JUMLAH BULAN LAPORAN RUPIAH + VALAS MONTHLY NUMBER OF RUPIAH REPORT + FOREIGN EXCHANGE		
	KMK	KI	KK	KMK	KI	KK
(1)	(8)	(9)	(10)	(11)	(12)	(13)
Januari / January	2 328 882 649 578	2 337 490 933 819	-	2 328 882 649 578	2 337 490 933 819	-
Pebruari / February	2 327 306 725 769	2 322 533 998 417	-	2 327 306 725 769	2 322 533 998 417	-
Maret / March	2 380 091 050 040	2 335 160 526 943	-	2 380 091 050 040	2 335 160 526 943	-
April / April	2 359 180 101 576	2 341 352 934 556	-	2 359 180 101 576	2 341 352 934 556	-
Mei / May	2 375 651 559 275	2 352 759 970 027	-	2 375 651 559 275	2 352 759 970 027	-
Juni / June	2 401 523 873 548	2 382 087 181 925	-	2 401 523 873 548	2 382 087 181 925	-
Juli / July	2 374 933 563 239	2 424 666 620 675	-	2 374 933 563 239	2 424 666 620 675	-
Agustus / August	2 405 305 154 409	2 394 449 483 039	-	2 405 305 154 409	2 394 449 483 039	-
September / September	2 433 955 998 681	2 449 503 837 705	-	2 433 955 998 681	2 449 503 837 705	-
Oktober / October	2 448 228 218 802	2 460 041 639 902	-	2 448 228 218 802	2 460 041 639 902	-
Nopember / November	2 487 890 648 993	2 440 525 704 939	-	2 487 890 648 993	2 440 525 704 939	-
Desember / December	2 566 329 692 530	2 523 389 771 776	-	2 566 329 692 530	2 523 389 771 776	-
<b>Jumlah/Total</b>	<b>28 889 279 236 440</b>	<b>28 763 962 603 723</b>	<b>-</b>	<b>28 889 279 236 440</b>	<b>28 763 962 603 723</b>	<b>-</b>

Sumber : Otoritas Jasa Keuangan (OJK)

Source : Financial Services Authority

Tabel  
Table 9.17

**Posisi Pinjaman Valuta Asing Bank Umum pada UMKM Menurut Jenis Penggunaan Per Bulan di Kabupaten Badung, 2021**  
**Position of Commercial Bank Rupiah Loans on UMKM by Type of Usage Per Month in Badung Regency, 2021**

Bulan Month	JUMLAH REKENING VALAS NUMBER OF FOREIGN EXCHANGE ACCOUNTS			JUMLAH REKENING RUPIAH + VALAS NUMBER OF RUPIAH ACCOUNTS + FOREIGN EXCHANGE		
	KMK	KI	KK	KMK	KI	KK
(1)	(2)	(3)	(4)	(5)	(6)	(7)
Januari / January	-	-	-	13 971	16 558	-
Pebruari / February	-	-	-	14 216	16 512	-
Maret / March	-	-	-	14 614	16 502	-
April / April	-	-	-	14 923	16 514	-
Mei / May	-	-	-	15 231	16 480	-
Juni / June	-	-	-	15 636	16 490	-
Juli / July	-	-	-	15 943	16 460	-
Agustus / August	-	-	-	16 186	16 441	-
September / September	-	-	-	16 539	16 391	-
Oktober / October	-	-	-	16 865	16 379	-
Nopember / November	-	-	-	17 155	16 234	-
Desember / December	-	-	-	19 713	16 137	-
<b>Jumlah/Total</b>	-	-	-	<b>190 992</b>	<b>197 098</b>	-

Sumber : Otoritas Jasa Keuangan (OJK)

Source : Financial Services Authority

W " t ftux©Continued Table CBA

Bulan Month	JUMLAH BULAN LAPORAN VALAS MONTHLY NUMBER OF FOREIGN EXCHANGE REPORT			JUMLAH BULAN LAPORAN RUPIAH + VALAS MONTHLY NUMBER OF RUPIAH REPORT + FOREIGN EXCHANGE		
	KMK	KI	KK	KMK	KI	KK
(1)	(8)	(9)	(10)	(11)	(12)	(13)
Januari / January	-	-	-	2 328 882 649 578	2 337 490 933 819	-
Pebruari / February	-	-	-	2 327 306 725 769	2 322 533 998 417	-
Maret / March	-	-	-	2 380 091 050 040	2 335 160 526 943	-
April / April	-	-	-	2 359 180 101 576	2 341 352 934 556	-
Mei / May	-	-	-	2 375 651 559 275	2 352 759 970 027	-
Juni / June	-	-	-	2 401 523 873 548	2 382 087 181 925	-
Juli / July	-	-	-	2 374 933 563 239	2 424 666 620 675	-
Agustus / August	-	-	-	2 405 305 154 409	2 394 449 483 039	-
September / September	-	-	-	2 433 955 998 681	2 449 503 837 705	-
Oktober / October	-	-	-	2 448 228 218 802	2 460 041 639 902	-
Nopember / November	-	-	-	2 487 890 648 993	2 440 525 704 939	-
Desember / December	-	-	-	2 566 329 692 530	2 523 389 771 776	-
<b>Jumlah/Total</b>	-	-	-	<b>28 889 279 236 440</b>	<b>28 763 962 603 723</b>	-

Sumber : Otoritas Jasa Keuangan (OJK)

Source : Financial Services Authority

**Tabel 9.18**  
**Table****Posisi Pinjaman (Rupiah dan Valuta Asing) yang Diberikan oleh Bank Konvensional - Persero menurut Jenis Penggunaan dan Bulan di Kabupaten Badung, 2021**  
**Loan Position (Rupiah and Foreign Exchange) Provided by Conventional Banks - Persero by Type of Use and Month in Badung Regency, 2021**

Bulan Month	Rekening Modal Kerja Working Capital Account	Rekening Investasi Investment Account	Rekening Konsumsi Consumption Account	Modal Kerja Working Capital	Investasi Investation	Konsumsi Consumption
(1)	(2)	(3)	(4)	(5)	(6)	(7)
Januari / January	13 302	12 944	7 638	1 342 753 200 350	2 826 017 626 693	1 224 218 987 815
Pebruari / February	13 642	12 811	7 597	1 359 539 402 375	2 860 976 389 283	1 218 585 802 004
Maret / March	14 110	12 722	7 568	1 386 298 785 103	2 790 781 902 272	1 223 141 551 077
April / April	14 487	12 687	7 544	1 367 228 770 159	2 800 949 143 654	1 223 522 119 206
Mei / May	14 878	12 583	7 427	1 386 137 787 454	2 811 246 767 988	1 220 995 273 238
Juni / June	15 389	12 489	7 427	1 407 653 919 903	2 847 771 115 088	1 225 241 785 777
Juli / July	15 759	12 386	7 394	1 415 098 697 279	2 883 608 855 718	1 227 321 109 920
Agustus / August	16 057	12 330	7 353	1 429 162 074 299	2 885 182 212 399	1 230 712 486 108
September / September	16 505	12 218	7 305	1 445 985 874 729	2 603 561 870 609	1 234 673 910 456
Oktober / October	16 910	12 116	7 225	1 466 972 518 513	2 436 623 687 150	1 238 309 891 996
Nopember / November	17 251	11 917	7 019	1 527 130 522 292	2 436 584 523 131	1 235 892 754 130
Desember / December	17 527	11 675	6 015	1 519 968 397 046	2 419 238 540 832	1 205 961 098 014
<b>Jumlah/Total</b>	<b>185 817</b>	<b>148 878</b>	<b>87 512</b>	<b>17 053 929 949 502</b>	<b>32 602 542 634 817</b>	<b>14 708 576 769 741</b>

Sumber : Otoritas Jasa Keuangan (OJK)

Source : Financial Services Authority

**Tabel 9.19**  
**Table**

**Posisi Pinjaman (Rupiah dan Valuta Asing) yang Diberikan oleh Bank Umum Konvensional - Pembangunan Daerah menurut Jenis Penggunaan dan Bulan di Kabupaten Badung, 2021**

***Loan Position (Rupiah and Foreign Exchange) Provided by Conventional Commercial Banks - Regional Development by Type of Use and Month in Badung Regency, 2021***

Bulan Month	JUMLAH REKENING NUMBER OF ACCOUNTS			JUMLAH BULAN LAPORAN NUMBER OF MONTHLY REPORTS		
	KMK	KI	KK	KMK	KI	KK
(1)	(2)	(3)	(4)	(5)	(6)	(7)
Januari / January	1 120	3 598	12 767	281 127 278 175	674 293 931 459	1 441 330 865 110
Pebruari / February	1 160	3 679	12 668	280 348 933 244	686 029 006 530	1 428 455 205 559
Maret / March	1 209	3 738	12 568	284 550 076 065	694 186 198 066	1 418 495 274 160
April / April	1 236	3 785	12 477	277 055 083 898	696 895 151 421	1 406 456 737 270
Mei / May	1 246	3 842	12 393	276 067 516 434	704 880 247 376	1 400 254 970 172
Juni / June	1 274	3 928	12 289	278 443 980 785	715 189 002 079	1 388 676 406 300
Juli / July	1 271	3 974	12 227	273 287 677 669	725 488 839 930	1 379 074 504 416
Agustus / August	1 262	4 006	12 120	274 473 994 771	728 675 375 448	1 370 688 709 165
September / September	1 265	4 069	12 044	284 063 185 477	736 533 251 471	1 362 075 753 489
Oktober / October	1 273	4 145	11 975	280 930 036 441	744 723 374 831	1 354 051 321 766
Nopember / November	1 268	4 186	11 871	275 683 484 658	750 613 688 508	1 340 511 440 857
Desember / December	1 243	4 214	11 737	267 516 096 662	750 752 696 256	1 324 551 215 828
<b>Jumlah/Total</b>	<b>14 827</b>	<b>47 164</b>	<b>147 136</b>	<b>3 333 547 344 279</b>	<b>8 608 260 763 375</b>	<b>16 614 622 404 092</b>

Sumber : Otoritas Jasa Keuangan (OJK)

Source : Financial Services Authority

Tabel  
Table 9.20

**Posisi Pinjaman (Rupiah dan Valuta Asing) yang Diberikan oleh Bank Umum Konvensional - Swasta Nasional menurut Jenis Penggunaan Per Bulan di Kabupaten Badung, 2021**  
**Loan Position (Rupiah and Foreign Exchange) Provided by Conventional Commercial Banks - National Private by Type of Monthly Use in Badung Regency, 2021**

Bulan Month	JUMLAH REKENING NUMBER OF ACCOUNTS			JUMLAH BULAN LAPORAN NUMBER OF MONTHLY REPORTS		
	KMK	KI	KK	KMK	KI	KK
(1)	(2)	(3)	(4)	(5)	(6)	(7)
Januari / January	1 033	422	1 857	1 266 442 364 657	790 272 597 296	1 203 262 267 972
Pebruari / February	1 029	413	1 830	1 257 337 803 377	783 756 692 366	1 194 433 901 221
Maret / March	1 026	413	1 803	1 283 358 037 466	774 733 276 279	1 176 295 251 757
April / April	1 026	406	1 796	1 281 700 954 427	767 358 862 917	1 175 997 798 972
Mei / May	1 038	409	1 789	1 341 795 554 741	781 413 079 779	1 162 402 195 208
Juni / June	1 041	406	1 783	1 335 469 561 277	782 114 521 293	1 145 176 079 485
Juli / July	1 042	408	1 774	1 323 326 405 507	791 288 200 212	1 130 439 513 539
Agustus / August	1 044	396	1 769	1 321 829 268 644	775 184 295 907	1 119 956 150 859
September / September	1 046	397	1 774	1 300 827 040 837	748 093 029 327	1 131 068 196 259
Oktober / October	1 052	395	1 765	1 285 887 828 397	739 270 349 571	1 125 748 531 915
Nopember / November	1 060	396	1 771	1 292 092 071 703	735 707 975 427	1 124 642 160 128
Desember / December	1 045	397	1 786	1 289 788 357 719	749 552 856 241	1 120 679 486 242
<b>Jumlah/Total</b>	<b>12 482</b>	<b>4 858</b>	<b>21 497</b>	<b>15 579 855 248 752</b>	<b>9 218 745 736 615</b>	<b>13 810 101 533 557</b>

Sumber : Otoritas Jasa Keuangan (OJK)

Source : Financial Services Authority



Tabel 9.21  
Table

**Jumlah Rekening dan Nominal Giro Bank Umum Per Bulan di Kabupaten Badung, 2021**  
**Number of Accounts and Current Accounts of Commercial Banks Per Month in Badung Regency, 2021**

Bulan Month	Giro Current Accounts			
	Jumlah Rekening Rp. Total Account Rp.	Jumlah Rekening Valuta Asing Number of Foreign Exchange Accounts	Nominal Rp. Nominal Rp.	Nominal Valuta Asing Foreign Currency Nominal
(1)	(2)	(3)	(4)	(5)
Januari / January	12 167	889	2 176 939 175 346	297 311 986 480
Pebruari / February	12 160	889	2 398 071 437 718	285 125 421 742
Maret / March	12 335	892	2 307 116 339 540	285 655 377 624
April / April	12 297	890	2 188 614 958 600	283 436 457 016
Mei / May	12 354	891	2 249 521 701 169	300 517 765 179
Juni / June	12 416	890	2 219 120 676 048	524 631 514 727
Juli / July	12 389	892	2 157 818 912 842	444 989 935 906
Agustus / August	12 512	892	2 090 542 986 276	357 631 555 526
September / September	12 678	908	2 321 738 193 206	366 603 220 108
Oktober / October	12 720	903	2 512 872 107 178	331 939 839 834
Nopember / November	13 054	897	2 527 439 560 306	887 939 011 788
Desember / December	13 330	909	2 431 182 509 882	618 360 877 051
<b>Jumlah/Total</b>	<b>150 412</b>	<b>10 742</b>	<b>27 580 978 558 111</b>	<b>4 984 142 962 981</b>

Sumber : Otoritas Jasa Keuangan (OJK)

Source : Financial Services Authority

Tabel  
Table 9.22

**Jumlah Rekening dan Nominal Tabungan Bank Umum Per Bulan di Kabupaten Badung, 2021**  
**Number of Accounts and Saving Accounts of Commercial Banks Per Month in Badung Regency, 2021**

Bulan Month	Tabungan Saving Accounts			
	Jumlah Rekening Rp. Total Account Rp.	Jumlah Rekening Valuta Asing Number of Foreign Exchange Accounts	Nominal Rp. Nominal Rp.	Nominal Valuta Asing Foreign Currency Nominal
(1)	(2)	(3)	(4)	(5)
Januari / January	669 026	4 950	7 679 996 321 136	570 377 866 826
Pebruari / February	676 136	4 937	7 637 688 053 902	615 218 490 491
Maret / March	679 966	4 902	7 650 182 355 627	740 914 801 684
April / April	680 282	4 871	7 723 439 787 178	740 314 786 101
Mei / May	684 762	4 865	7 805 222 050 303	677 625 327 298
Juni / June	683 622	4 890	8 111 432 390 407	605 378 961 464
Juli / July	706 206	4 902	8 075 502 504 211	635 391 571 665
Agustus / August	781 081	4 890	8 010 667 007 193	622 430 807 658
September / September	724 779	4 917	8 157 653 529 154	609 252 617 933
Oktober / October	721 913	5 581	8 276 577 617 118	604 956 198 636
Nopember / November	767 621	5 585	8 392 921 525 615	603 961 772 745
Desember / December	771 251	5 608	8 708 295 047 934	615 795 566 170
<b>Jumlah/Total</b>	<b>8 546 645</b>	<b>60 898</b>	<b>96 229 578 189 778</b>	<b>7 641 618 768 671</b>

Sumber : Otoritas Jasa Keuangan (OJK)

Source : Financial Services Authority

**Tabel**  
**Table 9.23**

**Jumlah Rekening dan Nominal Deposito Bank Umum Per Bulan di Kabupaten Badung, 2021**  
**Number of Accounts and Deposit Accounts of Commercial Banks Per Month in Badung Regency, 2021**

Bulan Month	Deposito Deposit Accounts			
	Jumlah Rekening Rp. Total Account Rp.	Jumlah Rekening Valuta Asing Number of Foreign Exchange Accounts	Nominal Rp. Nominal Rp.	Nominal Valuta Asing Foreign Currency Nominal
(1)	(2)	(3)	(4)	(5)
Januari / January	17 536	227	4 856 620 843 053	78 387 297 604
Pebruari / February	17 538	234	4 835 024 710 616	82 729 989 566
Maret / March	17 576	231	4 765 755 812 589	82 749 878 838
April / April	17 543	219	4 833 395 624 679	75 083 141 466
Mei / May	17 539	221	4 811 488 970 610	76 051 768 946
Juni / June	17 654	222	4 820 780 293 968	78 384 038 659
Juli / July	17 609	219	4 747 114 392 419	75 669 746 612
Agustus / August	17 683	217	4 751 685 354 490	74 839 540 116
September / September	17 683	217	4 746 328 743 506	72 185 017 697
Oktober / October	17 620	218	4 722 336 438 344	69 431 762 429
Nopember / November	17 588	213	4 681 834 932 873	70 123 662 934
Desember / December	17 625	211	4 644 999 368 993	68 692 139 723
<b>Jumlah/Total</b>	<b>211 194</b>	<b>2 649</b>	<b>57 217 365 486 140</b>	<b>904 327 984 590</b>

Sumber : Otoritas Jasa Keuangan (OJK)

Source : Financial Services Authority

**Tabel** 9.24  
**Table**

**Posisi Pinjaman (Rupiah) yang Diberikan oleh Bank Perkreditan Rakyat (BPR) pada Kelompok BPR/BPRS menurut Jenis Penggunaan Per Bulan di Kabupaten Badung, 2021**  
**Loan Position (Rupiah) Provided by BPR to BPR / BPRS Groups by Type of Usage Per Month in Badung Regency, 2021**

Bulan Month	Modal Kerja Working Capital		Investasi Investation		Konsumsi Consumption	
	Rekening Accounts	Nominal Nominal	Rekening Accounts	Nominal Nominal	Rekening Accounts	Nominal Nominal
(1)	(2)	(3)	(4)	(5)	(6)	(7)
Januari / January	6 009	941 384 695	1 191	248 904 234	12 212	840 973 163
Pebruari / February	6 017	944 625 109	1 174	243 376 012	12 058	837 420 706
Maret / March	6 253	961 904 304	1 162	241 092 171	11 612	817 480 616
April / April	5 983	939 083 652	1 147	238 361 056	11 737	836 417 823
Mei / May	5 906	942 803 760	1 131	239 988 312	11 594	825 286 126
Juni / June	5 888	946 098 490	1 139	243 124 778	11 435	816 146 293
Juli / July	5 862	951 311 117	1 133	241 104 285	11 337	816 883 263
Agustus / August	5 884	953 571 922	1 128	244 733 788	11 176	818 145 313
September / September	5 864	956 536 808	1 109	239 585 878	10 987	810 942 171
Oktober / October	5 874	940 767 824	1 078	243 312 130	10 906	803 591 368
Nopember / November	5 859	940 294 070	1 086	250 598 769	10 775	805 759 206
Desember / December	5 922	958 703 821	1 077	245 892 505	10 754	809 373 180
<b>Jumlah/Total</b>	<b>71 321</b>	<b>11 377 085 572</b>	<b>13 555</b>	<b>2 920 073 918</b>	<b>136 583</b>	<b>9 838 419 229</b>

Sumber : Otoritas Jasa Keuangan (OJK)

Source : Financial Services Authority

**Tabel**  
**Table** 9.25

**Jumlah Rekening dan Nominal Tabungan pada BPR Per Bulan di Kabupaten Badung, 2021**  
**Number of Accounts and Nominal Savings at BPR Per Month in Badung Regency, 2021**

Bulan Month	Tabungan Saving Accounts	
	Jumlah Rekening Rp. Total Accounts Rp.	Nominal Rp. Nominal
(1)	(2)	(3)
Januari / January	148 718	564 552 492
Pebruari / February	147 754	562 822 443
Maret / March	147 261	555 239 763
April / April	146 263	545 582 794
Mei / May	145 630	553 415 704
Juni / June	144 804	578 500 493
Juli / July	144 199	589 140 694
Agustus / August	143 593	584 275 233
September / September	142 589	591 779 397
Oktober / October	141 984	581 911 797
Nopember / November	141 552	598 191 818
Desember / December	141 813	601 725 580
<b>Jumlah/Total</b>	<b>1 736 160</b>	<b>6 907 138 210</b>

Sumber : Otoritas Jasa Keuangan (OJK)

Source : Financial Services Authority

**Tabel**  
**Table** 9.26

**Jumlah Rekening dan Nominal Deposito pada BPR Per Bulan di Kabupaten Badung, 2021**  
**Number of Accounts and Nominal Deposits at BPR Per Month in Badung Regency, 2021**

Bulan Month	Deposito Deposit Accounts	
	Jumlah Rekening Rp. Total Accounts Rp.	Nominal Rp. Nominal
(1)	(2)	(3)
Januari / January	14 705	1 253 730 924
Pebruari / February	14 581	1 259 018 897
Maret / March	14 402	1 255 078 688
April / April	14 339	1 260 671 089
Mei / May	14 361	1 266 812 075
Juni / June	14 321	1 268 585 836
Juli / July	14 538	1 277 482 796
Agustus / August	14 583	1 272 091 796
September / September	14 484	1 270 170 404
Oktober / October	14 521	1 275 972 161
Nopember / November	14 574	1 294 125 515
Desember / December	14 668	1 309 478 664
<b>Jumlah/Total</b>	<b>174 077</b>	<b>15 263 218 847</b>

Sumber : Otoritas Jasa Keuangan (OJK)

Source : Financial Services Authority

**Tabel**  
**Table** 9.27

**Posisi Pinjaman (Rupiah) yang Diberikan oleh Bank  
Pembiayaan Rakyat Syariah (BPRS) pada Kelompok BPR/  
BPRS menurut Jenis Penggunaan dan Bulan di Kabupaten  
Badung, 2021**

**Loan Position (Rupiah) Provided by Sharia Rural Banks  
(BPRS) to the BPR / BPRS Group by Type of Use and Month in  
Badung Regency, 2021**

Bulan Month	JUMLAH BULAN LAPORAN NUMBER OF MONTHLY REPORTS			JUMLAH REKENING NUMBER OF ACCOUNTS		
	KMK	KI	KK	KMK	KI	KK
(1)	(2)	(3)	(4)	(5)	(6)	(7)
Januari / January	5 187 641	2 304 223	2 991 233	69	20	127
Pebruari / February	5 175 291	2 280 630	2 937 908	70	19	128
Maret / March	5 212 271	2 172 529	3 004 248	72	19	128
April / April	5 160 777	2 149 346	2 883 165	72	19	125
Mei / May	5 120 208	2 143 665	2 864 873	73	19	126
Juni / June	5 858 175	2 147 996	2 857 782	82	20	130
Juli / July	4 971 173	2 121 180	3 280 691	74	19	134
Agustus / August	5 026 042	2 106 290	3 240 986	74	20	138
September / September	5 583 975	2 241 393	3 022 180	78	21	132
Oktober / October	6 005 703	2 334 411	2 918 169	90	22	127
Nopember / November	6 995 362	2 323 449	3 230 719	88	23	127
Desember / December	6 107 798	3 037 762	3 126 763	96	27	126
<b>Jumlah/Total</b>	<b>66 404 417</b>	<b>27 362 874</b>	<b>36 358 716</b>	<b>938</b>	<b>248</b>	<b>1 548</b>

Sumber : Otoritas Jasa Keuangan (OJK)

Source : Financial Services Authority

**Tabel  
Table 9.28**

**Jumlah Rekening dan Nominal Tabungan pada BPRS Per Bulan di Kabupaten Badung, 2021**  
**Number of Accounts and Nominal Savings at BPRS Per Month in Badung Regency, 2021**

Bulan Month	Tabungan Saving Accounts	
	Jumlah Rekening Rp. Total Accounts Rp.	Nominal Rp. Nominal
(1)	(2)	(3)
Januari / January	1 746	3 686 847
Pebruari / February	1 572	5 623 648
Maret / March	1 450	5 497 837
April / April	1 422	5 967 654
Mei / May	1 384	5 790 425
Juni / June	1 380	6 035 558
Juli / July	1 352	5 819 828
Agustus / August	1 321	5 724 003
September / September	1 319	5 983 217
Oktober / October	1 321	5 573 498
Nopember / November	1 324	6 072 388
Desember / December	1 360	5 524 176
<b>Jumlah/Total</b>	<b>16 951</b>	<b>67 299 078</b>

Sumber : Otoritas Jasa Keuangan (OJK)

Source : Financial Services Authority



Tabel 9.29  
Table

**Jumlah Rekening dan Nominal Deposito pada BPRS Per Bulan di Kabupaten Badung, 2021**  
**Number of Accounts and Nominal Deposits at BPRS Per Month in Badung Regency, 2021**

Bulan Month	Deposito Deposit Accounts	
	Jumlah Rekening Total Accounts	Nominal Rp. Nominal
(1)	(2)	(3)
Januari / January	77	8 582 000
Pebruari / February	83	9 722 000
Maret / March	85	9 837 000
April / April	89	9 074 420
Mei / May	91	9 214 850
Juni / June	94	9 904 264
Juli / July	94	9 854 637
Agustus / August	93	10 504 944
September / September	89	10 361 851
Oktober / October	71	6 565 278
Nopember / November	67	5 975 726
Desember / December	71	8 101 263
<b>Jumlah/Total</b>	<b>1 004</b>	<b>107 698 234</b>

Sumber : Otoritas Jasa Keuangan (OJK)

Source : Financial Services Authority



10

**PENGELUARAN PENDUDUK  
POPULATION EXPENDITURE**

**Rp. 730.046**

*Pengeluaran Per-Kapita  
Makanan*

**Rp. 1.081.761**

*Pengeluaran Per-Kapita  
NonMakanan*



*Pengeluaran per-kapita makanan  
Kabupaten Badung tahun 2021  
sebesar 40,29 persen, sedangkan  
pengeluaran per-kapita non makanan  
sebesar 59,71 persen.*

*Food per capita expenditure in Badung Regency in 2021 is  
40.29 percent, while non-food per capita expenditure  
is 59.71 percent*



**PENJELASAN TEKNIS**

**TECHNICAL NOTES**

85 Nt t 1/2 x xwtt 1/2 - 1.  
 t zt x 1/2 -t ux ux  
 wt - x " - zt Zx tvt Lt "t  
 Yt 1/2 t /ZLY OT w x t 3 "t ©  
 1/2 "t t t t t Ltwt b t  
 e t - 1/2 /Lbe0 wt Vx x x t  
 bx t t 5

95 Yx wx t z w-t 1/2 - 1/2 2.  
 x t ZLY ux xw t  
 twt u 1/2 " 1/2 t z  
 w-x u-1/2 " zt -t -  
 t zt xw t 3t - P w  
 Kz v © x a zt -t - /PKa ©  
 bx xwtt t zt wt © xzx -  
 twt © " w 1/2 wt © xzx -  
 w-t ut " wx zt x ut "t  
 1/2wt - w 1/2 t z -wx zt  
 x 1/2 5

: 5 Vx x xwtt t zt 1/2 3.  
 w 1/2 - x w w 1/2 x © u "  
 wt " © w 1/2 t z -wx zt utz t  
 w 1/2 - t z wz t 1/2 1/2  
 u-u-3 t 1/2 t x t 1/2 - w -3  
 wt t z x vxv 5

; 5 Vx x xwtt t zt x 1/2 -t 4.  
 twt © " 1/2 x xwtt t zt  
 wutz-wx zt " © " x w w 1/2  
 x x zt "t t " 5Vx x xwtt  
 t zt x 1/2 -t u-t wt ©  
 ux 1/2 1/2 t t  
 z-3 t- 1/2 © -3 x-3 wt  
 © t 1/5

=5 Y ©- t " 97883 e x t  
 w © 1/2 t 1/2 xvt t - © 3  
 t- f - © T w © 1/2 t 1/2  
 u © Y t x 3 f - © T u ©  
 U -f - © T u © ex x ux 3  
 wt f - © Th w © 1/2 t 1/2

1. Data on the availability of per capita food consumption are from the Indonesian Food Balance Sheet computed by the BPS - Statistics Indonesia (BPS) in collaboration with the Ministry of Agriculture.

2. The FAO method is adopted to compute the Food Balance Sheet. Domestic food availability is defined as domestic production plus changes in stock and imports minus exports.

3. In compiling data on domestic food availability, the share of production for seed, waste, residuals, animal feeds, and industrial use is first take into account.

4. Per capita food availability is total food availability divided by number of population in the middle of the year. It is presented in terms of quantity as well as nutrient content, such as calories, proteins, and fats.

5. Starting 2011 Susenas implemented in quarterly i.e. The First Quarter of 2011 Susenas held in March, the Second Quarter held in June, the Third Quarter held in September, and the Fourth Quarter held in December.

## POPULATION EXPENDITURE

- u @ Nx x ux 5
- 65 Nt t x zx@t t wt 1/2 -  
 x w w 1/2 x 1/2x@ 1/2  
 ut t z w-x @ wt -e x-e t@  
 O/2 -Zt - t@/e x t 0Lbe  
 f - @ 1978; 3 t z x vt 1/2  
 x t - -w-T w x t5
- A5 bx@1/2t tt e x t 978;  
 x vt 1/2 :77577 t" t zzt  
 t x@t z x xut w-x@ "  
 - -w-T w x t3w t t wt  
 x t - @ w-w -u 1/2  
 t x@ xut t 1/2 A=577 t"  
 t zzt5
- B5 Nt t 1/2 -6 x zx@t t  
 t z w1/2 @1 twt e x t  
 f - @ 1978; wutz- x "tw-  
 w t 1/2x@ 1/3 t- 1/2 -  
 t 1/2 t wt u 1/2 t 1/2 t 5
- C5 V -6 x zx@t t t 1/2 t  
 w--v- x "tw- 98= 1/2 w-t 3  
 t -z4 t -z w1/2 @1  
 wt t 1/2 t -t wt -@- t5
- 875 g 1/2 1/2 - u 1/2  
 t 1/2 t 3 twt t t z  
 w1/2 @1 "t t wt t -@- t3  
 1/2v t@ 1/2 uxux t t "x -  
 x zx@t t x x 3 x x -  
 x zz tt @ 1/3 t-3zt 3wt  
 ut "t ut 1/2 - t 1/2/LLY 0 t z  
 " zt w1/2 @1 1/2 t -t t5
6. Data on consumer expenditure and consumption by commodity group of expenditure are obtained from the 2014 National Socio-Economic Survey (Susenas) First Quarter which covers all provinces in Indonesia.
7. The 2014 Susenas cover 300.000 households sample spread all over Indonesia where each quarter distribute about 75.000 households sample.
8. The data of consumption/ expenditure collected in the First Quarter of 2014 Susenas are divided into two groups, namely food and non-food consumption.
9. Consumption/expenditure on food covers 215 commodities, both quantity data and values are collected.
10. For consumption of non-food, the data collected in general are only their values, except for certain types of expenditure, such as electricity, water, gas, and fuel, which are also collected for their quantity data.

**ULASAN**

**DESCRIPTION**

LKL 87 x " 1/2 wt t x t z  
 bx zc@t t bx w w 1/2 Rt ut 875  
 x " 1/2 bx x t x bx zc@t t  
 x Vt -t ex4 @ Yx Uk -  
 bx zc@t t w- Vtu t x Ltw z  
 ft" 9788 4 97985 exvt t 3  
 x x t x x zc@t t t 1/2 t  
 @u" ut t 1/2 wt - twt t 1/2 t 5ft"  
 97983 x x t x x zc@t t x  
 1/2 -t t 1/2 t xux t ; 73C x x  
 wt t 1/2 t xux t =38  
 x x 5

CHAPTER 10 shows data on Population Expenditures. Figure 10.1 shows the Percentage of Expenditure per Capita per Month by Type of Expenditure in Badung Regency in 2011 - 2021. In general, the percentage of non-food expenditure is higher than that of food. In 2021, the percentage of food expenditure per capita is 40.29 percent and non-food is 59.71 percent.

Rt ut 875 x " 1/2  
 bx x t x bx w w 1/2 Yx  
 R @ zt bx zc@t t bx Vt -t  
 exu @ w- Vtu t x Ltw z t"  
 97985 St - =7 x x x w w 1/2  
 Vtu t x Ltw z x @/z  
 x zc@t t xu @ @u" wt - d 5  
 85=77577 x u @ 5

Figure 10.2 shows the Percentage of Population by Class per Capita Monthly Expenditure in Badung Regency in 2021. Almost 50 percent of the population of Badung Regency have a monthly expenditure of more than Rp. 1,500,000 per month.

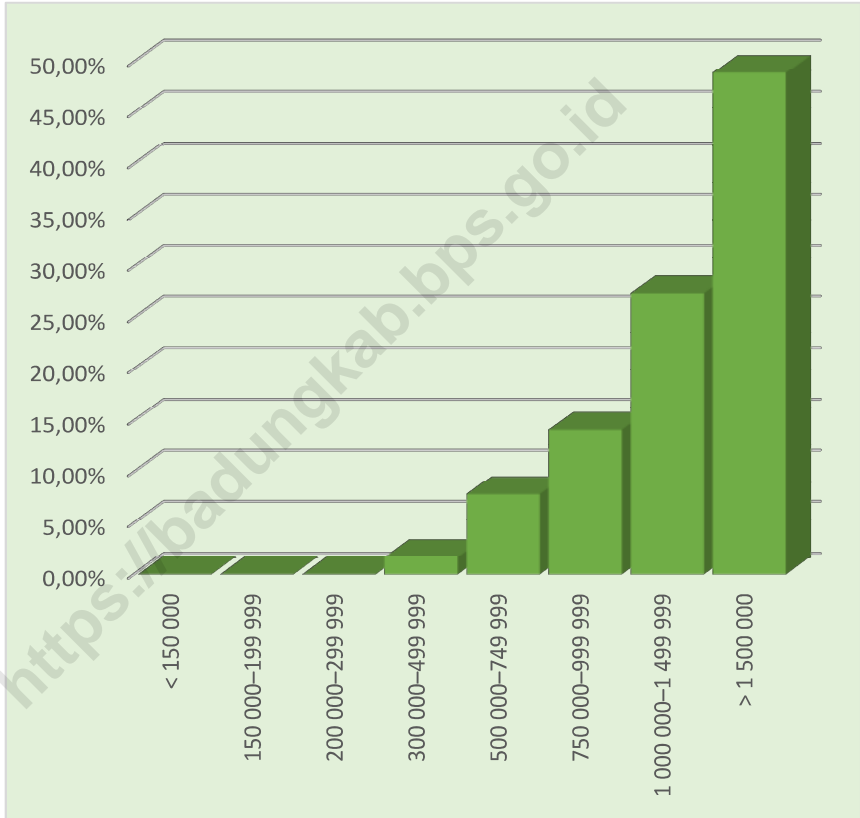
**Gambar 10.1** **Persentase Pengeluaran per Kapita Se-Bulan Menurut Jenis Pengeluaran di Kabupaten Badung, 2011 - 2021**  
**Percentage of Monthly Average Expenditure Per Capita by Kind of Expenditure in Badung Regency, 2011 - 2021**





**Gambar** 10.2  
**Figures**

**Persentase Penduduk Menurut Golongan Pengeluaran Per Kapita Sebulan di Kabupaten Badung, 2021**  
**Percentage of Population by Per Capita Spending Group a Month in Badung Regency, 2021**





**Tabel**  
**Table** 10.1

**Rata-Rata Pengeluaran per Kapita Se-Bulan Menurut Jenis Pengeluaran di Kabupaten Badung Tahun 2011 - 2021**  
**Monthly Average Expenditure Per Capita by Kind of Expenditure in Badung Regency, 2011 - 2021**

Tahun Year	Jenis Pengeluaran Kind of Expenditure				Total (Rp)
	Makanan Food		Non Makanan Non Food		
	Rupiah Nominal	% Percentage	Rupiah Nominal	% Percentage	
(1)	(2)	(3)			
2011	399 450	39,29	617 273	60,71	1 016 723
2012	483 372	39,89	728 313	60,11	1 211 685
2013	504 576	37,89	827 250	62,11	1 331 826
2014	562 821	39,84	849 935	60,16	1 412 756
2015	474 871	39,82	717 712	60,18	1 192 583
2016	552 844	40,75	803 760	59,25	1 356 604
2017	803 266	39,23	1 244 263	60,77	2 047 529
2018	725 574	39,48	1 112 070	60,52	1 837 644
2019	756 619	41,13	1 082 936	58,87	1 839 555
2020	816 074	42,64	1 097 757	57,36	1 913 831
2021	730 046	40,29	1 081 761	59,71	1 811 807

Catatan/Note: ...

Sumber/Source: BPS, Survei Sosial Ekonomi Nasional (Susenas) Maret/BPS-Statistics Indonesia, National Socioeconomic Survey March

**Tabel**  
**Table** 10.2**Persentase Pengeluaran per Kapita Sebulan Menurut Kelompok Komoditas di Kabupaten Badung, 2020 dan 2021**  
**Percentage of Monthly Expenditure per Capita by Commodity Group in Badung Regency, 2020 and 2021**

Kelompok Komoditas/ <i>Commodity Group</i>	2020	
	Rupiah	%
(1)	(2)	(3)
<b>Makanan/Food</b>		
Padi-padian/ <i>Cereals</i>	71 955,15	8,82
Umbi-umbian/ <i>Tubers</i>	5 918,47	0,73
Ikan/udang/cumi/kerang/ <i>Fish/shrimp/common squid/shells</i>	42 160,37	5,17
Daging/ <i>Meat</i>	49 801,51	6,10
Telur dan susu/ <i>Eggs and milk</i>	46 372,43	5,68
Sayur-sayuran/ <i>Vegetables</i>	55 284,90	6,77
Kacang-kacangan/ <i>Legumes</i>	15 393,01	1,89
Buah-buahan/ <i>Fruits</i>	42 012,66	5,15
Minyak dan kelapa/ <i>Oil and coconut</i>	12 208,94	1,50
Bahan minuman/ <i>Beverage stuffs</i>	16 132,69	1,98
Bumbu-bumbuan/ <i>Spices</i>	14 812,01	1,82
Konsumsi lainnya/ <i>Miscellaneous food items</i>	11 149,37	1,37
Makanan dan minuman jadi/ <i>Prepared food and beverages</i>	373 738,42	45,80
Rokok/ <i>Cigarettes</i>	59 134,24	7,25
<b>Jumlah makanan/Total food</b>	<b>816 074,15</b>	<b>100,00</b>
<b>Bukan makanan/Non-food</b>		
Perumahan dan fasilitas rumah tangga/ <i>Housing and household facilities</i>	581 590,67	52,98
Aneka komoditas dan jasa/ <i>Goods and services</i>	217 649,63	19,83
Pakaian, alas kaki, dan tutup kepala/ <i>Clothing, footwear, and headgear</i>	38 270,44	3,49
Komoditas tahan lama/ <i>Durable goods</i>	91 420,45	8,33
Pajak, pungutan, dan asuransi/ <i>Taxes and insurance</i>	63 455,08	5,78
Keperluan pesta dan upacara/kenduri/ <i>Parties and ceremonies</i>	105 370,57	9,60
<b>Jumlah bukan makanan/Total non-food</b>	<b>1 097 756,85</b>	<b>100,00</b>
<b>Jumlah/Total</b>	<b>1 913 831,01</b>	<b>100,00</b>

berlanjut/ continued...

W " t ft ux ©Continued Table 879

Kelompok Komoditas/ <i>Commodity Group</i>	2021	
	Rupiah	%
(1)	(2)	(3)
<b>Makanan/Food</b>		
Padi-padian/ <i>Cereals</i>	80 153,00	10,98
Umbi-umbian/ <i>Tubers</i>	6 546,00	0,90
Ikan/udang/cumi/kerang/ <i>Fish/shrimp/common squid/shells</i>	43 646,00	5,98
Daging/ <i>Meat</i>	44 177,00	6,05
Telur dan susu/ <i>Eggs and milk</i>	43 041,00	5,90
Sayur-sayuran/ <i>Vegetables</i>	64 797,00	8,88
Kacang-kacangan/ <i>Legumes</i>	17 741,00	2,43
Buah-buahan/ <i>Fruits</i>	31 262,00	4,28
Minyak dan kelapa/ <i>Oil and coconut</i>	14 722,00	2,02
Bahan minuman/ <i>Beverage stuffs</i>	16 770,00	2,30
Bumbu-bumbuan/ <i>Spices</i>	16 141,00	2,21
Konsumsi lainnya/ <i>Miscellaneous food items</i>	12 326,00	1,69
Makanan dan minuman jadi/ <i>Prepared food and beverages</i>	283 397,00	38,82
Rokok/ <i>Cigarettes</i>	55 327,00	7,58
<b>Jumlah makanan/Total food</b>	<b>730 046,00</b>	<b>100,00</b>
<b>Bukan makanan/Non-food</b>		
Perumahan dan fasilitas rumah tangga/ <i>Housing and household facilities</i>	610 626,00	56,45
Aneka komoditas dan jasa/ <i>Goods and services</i>	207 314,00	19,16
Pakaian, alas kaki, dan tutup kepala/ <i>Clothing, footwear, and headgear</i>	20 512,00	1,90
Komoditas tahan lama/ <i>Durable goods</i>	71 053,00	6,57
Pajak, pungutan, dan asuransi/ <i>Taxes and insurance</i>	79 378,00	7,34
Keperluan pesta dan upacara/kenduri/ <i>Parties and ceremonies</i>	92 878,00	8,59
<b>Jumlah bukan makanan/Total non-food</b>	<b>1 081 761,00</b>	<b>100,00</b>
<b>Jumlah/Total</b>	<b>1 811 807,00</b>	<b>100,00</b>

Sumber/Source: BPS, Survei Sosial Ekonomi Nasional (Susenas) Maret/BPS-Statistics Indonesia, National Socioeconomic Survey March

**Tabel**  
**Table** 10.3**Persentase Penduduk Menurut Golongan Pengeluaran Per Kapita Sebulan di Kabupaten Badung, 2021**  
**Percentage of Population by Per Capita Spending Group a Month in Badung Regency, 2021**

<b>Golongan Pengeluaran</b> <i>Spending Group</i> <b>(Rp)</b>	<b>Persentase Penduduk</b> <i>Percentage of Population</i>
(1)	(2)
< 150 000	0,00%
150 000–199 999	0,00%
200 000–299 999	0,00%
300 000–499 999	1,71%
500 000–749 999	7,81%
750 000–999 999	14,13%
1 000 000–1 499 999	27,43%
> 1 500 000	48,92%
<b>Jumlah/Total</b>	<b>100,00%</b>

Catatan/Note: ...

Sumber/Source: BPS, Survei Sosial Ekonomi Nasional (Susenas) Maret/BPS-Statistics Indonesia, National Socioeconomic Survey March

# 11

## PERDAGANGAN TRADE



*Swalayan/Mini Market  
Supermarket/Modern*

**657**

*Kompleks Pertokoan  
Shopping Complex*

**15**



**65**

*Pasar Umum  
Public Market*

*Jenis pusat perdagangan terbanyak di Kabupaten Badung adalah pasar modern/minimarket/swalayan sebanyak 657*

*Number of modern grocery/minimarket in Badung Regency are 657. This is the the highest number of market type in Badung Regency*





**PENJELASAN TEKNIS**

**TECHNICAL NOTES**

- 85 e- x x vt t t et - ½ 1. The recording of export and import statistics is based on General Trade System covering all Indonesian customs areas.
- 95 bx zx t"t w ½ x 2. The legalization of customs export and import documents is conducted by the Customs and Excise Office.
- : 5 Nt tx½ ux ttwt -w ½ x 3. The export data are compiled based on customs export documents BC 3.0 or known as Export Declarations (PEB), filled by exporters.
- ; 5 Nt t- ux ttwt -w ½ x 4. The import data are compiled based on customs import documents BC 2.0 or known as Import Declarations Form (PIB), Import Declarations Form for Special Commodity (PIBK), Customs Declaration Form for Free Trade Zone (PPFTZ), and customs import documents BC 2.3 which records import goods from foreign country to Bounded Zones Area.
- =5 Lt t z4ut t z t z w½- ½x 5. Goods send abroad for processing purposes are recorded as export while its product sent to Indonesia are recorded as import.
- @5 Lt t z4ut t z ©t xzx - t z 6. Foreign goods processed in Indonesia are still recorded as imports although the products will be sent to abroad.
- A5 Lt t z4ut t z t z -wt ½ 7. The following goods are not included in the statistics: Clothing and passengers' jewelry, Luggage

x " t t x t z3 ut t z4  
 ut t z ut tt x t z  
 wt 6/x ©t xzx - ½  
 w- t½- x w-3½xv t©© t -x 3  
 x t t x© -3wt xutz- t3  
 ut t z4ut t z ½ ½x x ©t  
 x t½© ½xw tt t  
 xzt t3ut t z4ut t z x½ xw-  
 wt x½"-u-- t t t x t 3  
 ut t z4ut t z ½ ©x t z  
 w- © z z ©" t z½ t  
 ux x "t t3 x u z½ 6 x -  
 ½x t ½w--½x ut© t z  
 wt t 4 t ux "t zt3ut t z4  
 ut t z v " 5

- B5 e- x x z ©"t w ½ x 8.  
 - 6x½ Tw x t twt©"  
 - x Mt a x t-  
 w ½ x w- zz x© t t  
 u © 3 x x©" u © ux "t© 3  
 xwt z½ w ½ x 4 w ½ x  
 t z x © ut t½ w- ©"  
 twt u © ux ½ t5 Nx zt  
 wx ½t w ½ x u © 4u ©  
 xux© t t z x © ut  
 w-x - t wt t ½ twt u ©  
 ux "t© 3 w- x ©½ ½ xutz-  
 w ½ x u © x z ©"t 5
- C5 bx©u "t Y t twt©"  
 x©u "t wt - t t ut t z  
 wt z½ ½x ©t xzx - t t  
 wx½ 5
- 875 Zxzt t " t twt©" xzt t  
 " t t½- t z w½x t" - ½  
 ut t z x½ t z w½- ½x  
 ©t xzx -5
- 885 Uk - ½ w-t twt©" ut t z  
 x½ t z wwt t x t-½ wx  
 St -xwe x /Se©

of passengers for own use, except refrigerators, television sets, etc., Goods imported/exported for the use of foreign representative countries/embassies. goods for expeditions, and shows or exhibitions, military goods directly imported by the Armed Forces. packings/containers to be refilled. bank notes and securities h. Sample goods.

- 8. The carry-over system is used in processing Indonesian export and import documents. Documents are processed one month after the current month, while those received later will be processed for the succeeding month. This means previous documents received in the current month will be treated as processed documents.
- 9. Port of loading is port where the goods are transported out of the country or exported.
- 10. Country of destination is country that is known to export goods sent abroad.
- 11. Type commodity is exported goods recorded based on Harmonized System (HS) code.

**ULASAN**

**DESCRIPTION**

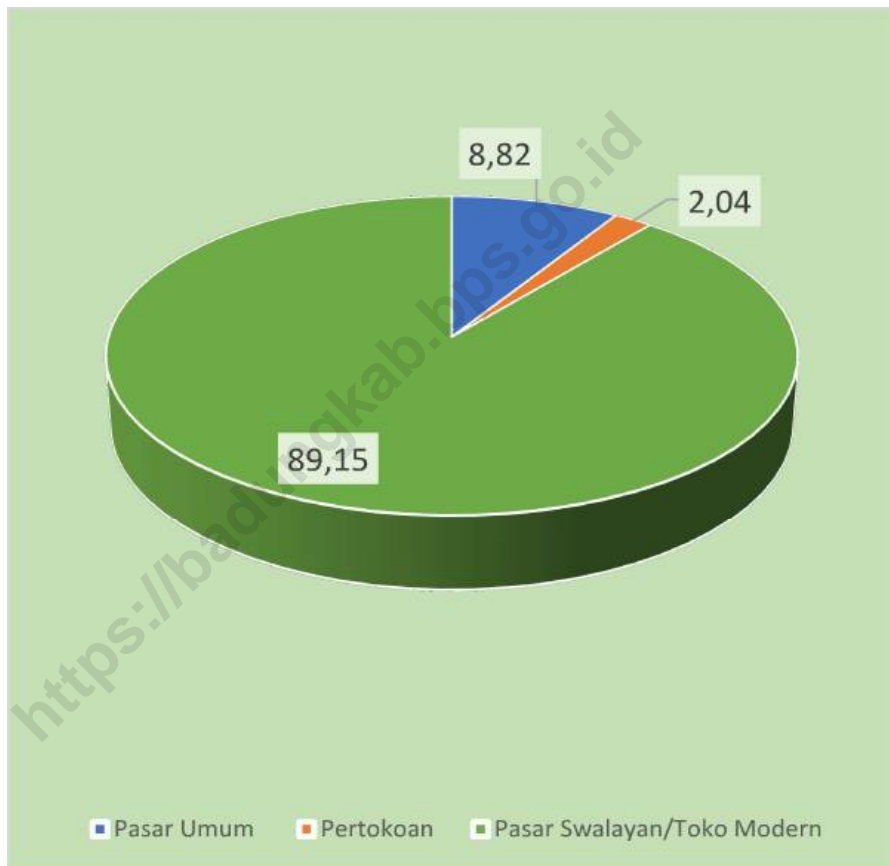
LKL 88 x " 1/2 wt t  
 x t z bx wtzt zt 5 Rt ut 88  
 x " 1/2 bx x t x Lt t 1/2 t  
 bt t g 3 bx 1/2 t 3 wt bt t  
 e t t 1/2 Y wx w-Vtu t x  
 Ltw z t" 97985 exut t 1/2 BC  
 x x t t w- Vtu t x Ltw z  
 tw t t t t 6 1/2 wx 3  
 B39 x x tw t t 3wt  
 "t t 93; x x tw t x 1/2 t 5  
 Rt ut 889 x " 1/2 ut t 1/2 t  
 x t t ux t w- Vtu t x  
 Ltw z t" 97847985

CHAPTER 11 shows data on Trade. Figure 11.1 shows the Percentage of Public Markets, Shops, and Supermarkets/ Modern Shops in Badung Regency in 2021. A total of 89.15 percent of markets in Badung Regency are supermarkets/ modern shops, 8.82 percent are public markets, and only 2, 04 percent are shops. Figure 11.2 shows the amount of rice distribution in Badung Regency in 2019-2021.

<https://badungkab.bps.go.id>

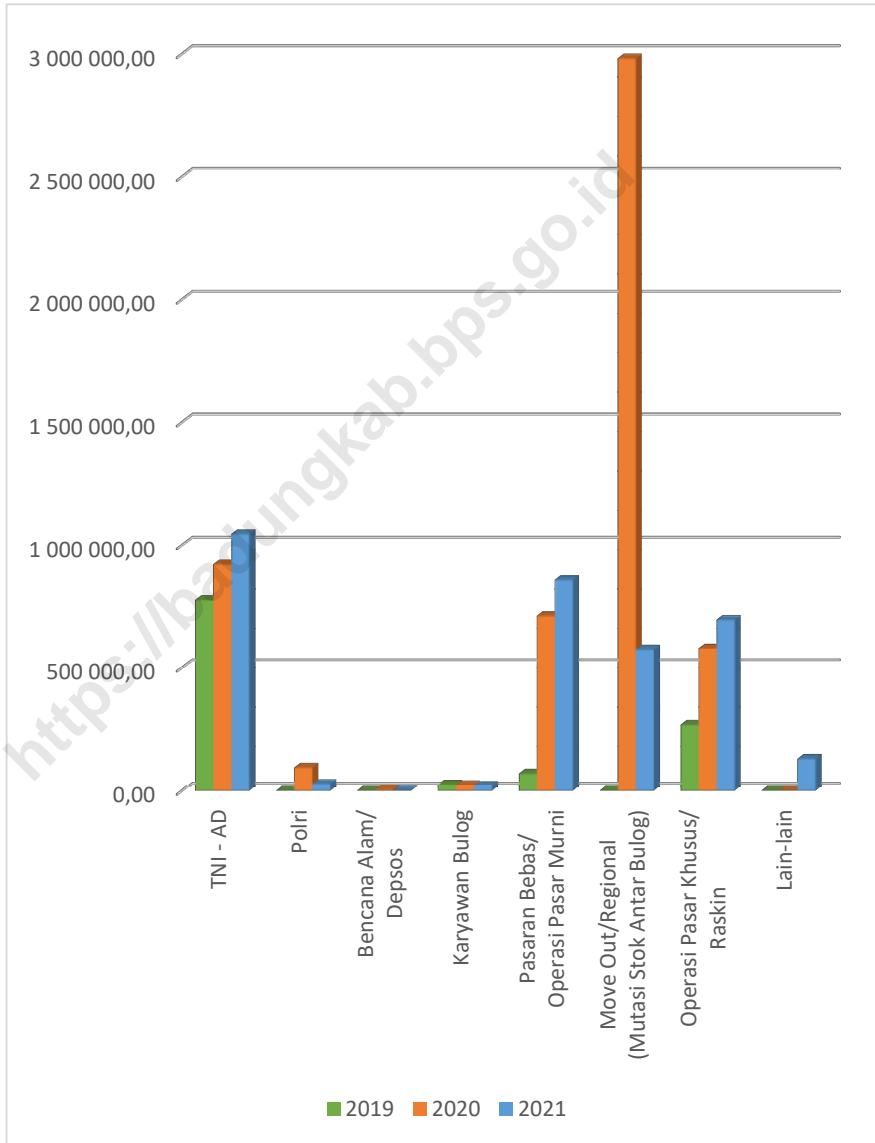
**Gambar**  
**Figures** 11.1

**Persentase Banyaknya Pasar Umum, Pertokoan, dan Pasar Swalayan/Toko Modern di Kabupaten Badung, 2021**  
*Percentage of Public Market, Shopping Complex, and Supermarket in Badung Regency, 2021*



**Gambar** 11.2  
**Figures**

**Banyaknya Penyaluran Beras di Kabupaten Badung, 2019-2021**  
**Amount of Rice Distribution in Badung Regency, 2019-2021**





**Tabel**  
**Table** 11.1**Banyaknya Pasar Umum, Pertokoan, dan Pasar Swalayan/  
Toko Modern di Kabupaten Badung, 2021**  
**Number of Public Market, Shopping Complex, and  
Supermarket in Badung Regency, 2021**

<b>Jenis Sarana Perdagangan</b> <i>Type of Trading Facilities</i>	<b>2021</b>
(1)	(2)
Pasar Umum / <i>Public Market</i>	65
Pertokoan / <i>Shopping Complex</i>	15
Pasar Swalayan/Toko Modern / <i>Supermarket/Modern Market</i>	657
<b>Jumlah/Total</b>	<b>737</b>

Sumber : Dinas Koperasi, UKM dan Perdagangan Kabupaten Badung.

Source : Cooperative, Small and Micro Business, Industry and Trade Department of Badung Regency

**Tabel**  
**Table** 11.2

**Banyaknya Penyaluran Beras di Kabupaten Badung, 2019-2021**  
**Amount of Rice Distribution in Badung Regency, 2019-2021**

<b>Jenis Sarana Perdagangan</b> <i>Type of Trading Facilities</i>	<b>2019</b>	<b>2020</b>	<b>2021</b>
(1)	(2)	(3)	(4)
<b>I, Golongan</b>			
TNI - AD	774 820,00	922 183,00	1 045 341,00
TNI - AL	-	-	
TNI - AU	-	-	
Polri	-	95 000,00	30 000,00
Kehakiman & Ham	-	-	
Bina Tuna Warga	-	-	
Bencana Alam/Depsos	-	4 784,00	1 129,60
<b>II, Non Golongan</b>			
Karyawan Bulog	27 090,00	24 650,00	22 400,00
Pasaran Bebas/Operasi Pasar Murni	71 000,00	711 761,47	860 870,00
<i>Move Out/Regional (Mutasi Stok Antar Bulog)</i>	-	2 982 586,50	575 000,00
Pertamina	-	-	
Operasi Pasar Khusus/Raskin	266 850,00	578 640,00	696 490,00
Lain-lain	-	-	129 957,00
<b>Jumlah I + II</b>	<b>1 139 760,00</b>	<b>5 319 604,97</b>	<b>3 361 187,60</b>

Sumber : Gudang Bulog Sempidi

Source : Logistic Division Warehouse at Sempidi



# 12

## SISTEM NERACA REGIONAL SYSTEM OF REGIONAL ACCOUNTS



**Tahun 2020**

**-6,74**

**Tahun 2021**

*Laju pertumbuhan PDRB Kabupaten Badung tahun 2021 tercatat sebesar -6,74 persen. Sektor dengan sumbangan terbesar terhadap penurunan ini adalah transportasi dan pergudangan*

*The GDP growth rate of Badung Regency in 2021 was recorded at -6.74 percent. The sectors with the largest contribution to this decline were transportation and warehousing*





**PENJELASAN TEKNIS**

**TECHNICAL NOTES**

85 bx z" - zt t - ½ x tvt  
 t - t© x z ½ -u ½ x " ½  
 t z w-x u-½ t " bx x ½ t  
 Lt z t Lt z t /bLL0 w½ t©  
 xutz- e- x Zx tvt Zt - t©  
 /eZZ twt " x½ x wt -  
 - x t - t© x t z utzt- t t  
 x ½ t t½- -t x½ -  
 t z x t- wx zt t wt  
 x tvt ut½ t z wwt t ½ twt  
 - - 4 - - x½ -5 et"  
 t ux ½ twt t - x vt t t  
 t - ½ t - t© wt " x ½ ½  
 x ut" t " wt t bNL  
 Tw x t wt - t" 9777 ½  
 97875 bx ut" t " wt t  
 bNL w ½ ½ x-- z wx zt  
 x ztw - x½ x wt - bLL  
 t z x t z wt© e- x Zx tvt  
 Zt - t© 977B /eZK 977B©

95 b w ½ N x ½ dxz- t©L  
 /bNdL0 twt - z½ xz- t©  
 / - 0 x zzt ut ½  
 ½x t t t " t" ½  
 x v- t½ " - t ut" twt  
 t t½ x x 5 g ½  
 x bNdL wz t½ 9  
 x wx½ t 3 t- © t zt t"t  
 wt x zx©t t 5 Vxw t t  
 x t"½ ½ -- wt t " -  
 t ut" w-- v- x ux  
 ½xz t t x½ - /© t zt  
 t"t0 wt x ½ x  
 x zz tt t5 bNL t  
 bNdL wt - -- © t zt t"t  
 x t½ x " " t 5 x© "  
 ½ x " - t ut" 5

1. The method used to estimate national accounts statistics is based on the standard guidelines formed by United Nation known as System of National Accounts (SNA). SNA is the internationally agreed standard set of recommendations on how to compile measures of economic activity in accordance with strict accounting conventions based on economic principles. One of the improvement in the national statistical system is to rebase GDP form base year 2000 to 2010 in order to capture current economic condition. It is in line with the United Nations (UN) recommendation on 2008 SNA.

2. Gross Regional Domestic Product (GRDP) at the regional level (provinces/ regencies/ municipalities). To compile these statistics, two approaches have been used, i.e. "production approach" and "expenditure approach". The first approach is to measure value added produced by various kinds of economic activities, while the second approach is to measure final uses of the country's output. In other words, GDP/GRDP is the sum of total value added produced by all economic industries (activities) and the way of using it.

5 bNdL x t zt t"t  
 x zt@ - x ut"t 1/2 y/1 -  
 wt -C@ t zt t"t x "tw-8A  
 @ t zt t"t5 bNdL x  
 @ t zt t"t w--v- x  
 t@ -@- t ut" wt - x@ "  
 x1/2 x1/2 - t z x vt1/2  
 @ t zt t"t bx t t 3  
 Vx" t t 3 wt bx 1/1 t E  
 bx t ut zt wt bx zzt@ E  
 Tw - bx z @"t E bx ztwt  
 W- 1/2 wt Rt E bx ztwt K-3  
 bx zx@@t et t"3 W ut"  
 wt Nt g@ zE V 1/2-E  
 bx wtzt zt Lx t wt Oxt 3  
 dx t t -Y u@wt ex xwt Y E  
 ft t - wt bx z wt zt E  
 bx xwt K1/2 wt -wt Yt1/1  
 Y- ETy t -wt V 1/1 -E  
 Lt Vx t zt wt K t -Edxt@  
 O t Et t bx t"tt EKw -- t -  
 bx x - t"t 3 bx t"t t  
 wt Lt -t e t@i t"uE Lt  
 bx ww1/1 E Lt Vx x"t t wt  
 Vxz t t e t@wt Lt t@- t5

5 bNdL x x zx@t t  
 x zt@ - x ut"t 1/2 y/1 -  
 w- t t x zx@t t 1/2 -  
 W utzt Z b y- t z Yx@ t -  
 d t" ft zzt WZ bdf 0 t z  
 xux@ t x t 1/2 utzt wt -  
 x zx@t t 1/2 - t"  
 t zzt x "tw- 1/2 x  
 x -t"5 ex"- zt 1/2 y/1 - bNdL  
 x x zx@t t w--v-  
 x "tw- A 1/2 x t-  
 1/2 x x zx@t t 1/2 -  
 t" t zzt3 x zx@t t  
 1/2 - WZ bdf 3 x zx@t t  
 1/2 -5

3. GRDP by industry classification changes from 9 sectors to 17 industries. GRDP by industry is classified by types of economic activities such as Agriculture, Forestry and Fishing; Mining and Quarrying; Manufacturing; Electricity and Gas; Water supply, Sewerage, Waste Management and Remediation Activities; Construction; Wholesale and Retail Trade; Repair of Motor Vehicles and Motorcycles; Transportation and Storage; Accommodation and Food Service Activities; Information and Communication; Financial and Insurance Activities; Real Estate Activities; Business Activities; Public Administration; Defence and Compulsory Social Security; Education; Human Health and Social Work Activities; and Other Services Activities.

4. GRDP by expenditure classification changes where consumption expenditure Non-profit Institutions Serving Households (NPISH) previously included as part of household consumption expenditure is taken out into separate component. So that, GRDP by type of expenditures is classified into: household consumption expenditure, NPISH consumption expenditure, government consumption expenditure, gross fixed capital.

**ULASAN**

**DESCRIPTION**

LKL 89 x " 1/2 wt t x t z  
 e- x Zx tvt dxz- t tux 898 wt  
 898 x t t b w 1/2 N x 1/2  
 dxz- t L t t wt t " t zt  
 ux 1/2 wt t t wt t " t zt 1/2 t  
 x x zx t t w- Vtu t x  
 Ltw z t" 978A 97985 exvt t  
 x zx t t w w - t - " "  
 x zx t t 1/2 - t" t zzt 3  
 wt x ux 1/2 wt x t u 5  
 twt zt ut " zt x " 1/2  
 ut" t -- x x 1/2 w- t" 9797  
 wt 9798 ux t- xzt yt - t t-  
 - "u- ux t wt - twt x 1/2 5

CHAPTER 12 shows data on the Regional Account System. Tables 12.1 and 12.1 show the Gross Regional Domestic Product at current prices and at constant prices by expenditure in Badung Regency in 2017–2021. In general, expenditures are dominated by household consumption expenditures, and gross fixed capital formation. The figure also shows that the position of net exports in 2020 and 2021 is negative, meaning that the value of imports is greater than exports.

btwt tux tux t ux 1/2 t  
 w-t t wt t bNdL x  
 t zt t" t wt x zx t t t t  
 wt t " t zt ux 1/2 t " t zt  
 1/2 t 5 Nt t x " 1/2 ut" t  
 " x u " t bNdL t" 9798  
 1/2 ut t x zt t - 1/2 t 1/2- x "tw-  
 4 7; x x t" xux t x zt t -  
 1/2 t 1/2- x "tw- 8 3= twt t"  
 97975

In the following tables, the GRDP data by field of business and expenditure is displayed on the basis of current prices and constant prices. The data shows that the GRDP growth rate in 2021 again contracted to -6.74 after previously contracting to -16.55 in 2020.

**Gambar** 12.1  
**Figures**

**Produk Domestik Regional Bruto Atas Dasar Harga Berlaku Menurut Jenis Pengeluaran di Kabupaten Badung (juta rupiah), 2017–2021**  
**Gross Regional Domestic Product at Current Market Prices by Type of Expenditure in Badung Regency (million rupiahs), 2017–2021**



**Gambar** 12.2  
**Figures**

**Produk Domestik Regional Bruto Atas Dasar Harga Konstan 2010 Menurut Jenis Pengeluaran di Kabupaten Badung (juta rupiah), 2017–2021**  
**Gross Regional Domestic Product at 2010 Constant Market Prices by Type of Expenditure in Badung Regency (million rupiahs), 2017–2021**







**Tabel**  
**Table** 12.1.

**Produk Domestik Regional Bruto Atas Dasar Harga  
Berlaku Menurut Lapangan Usaha (juta rupiah), 2017–  
2021**  
**Gross Regional Domestic Product at Current Market Prices  
by Industry (million rupiahs), 2017–2021**

Lapangan Usaha/Industry		2017	2018	2019	2020*	2021**
(1)		(2)	(3)	(4)	(5)	(6)
A	Pertanian Kehutanan dan Perikanan/ <i>Agriculture Forestry and Fishing</i>	3 289 450,0	3 440 189,8	3 690 350,9	3 725 855,7	3 809 979,1
B	Pertambangan dan Penggalian/ <i>Mining and Quarrying</i>	153 151,9	160 428,4	168 722,8	166 713,3	162 834,7
C	Industri Pengolahan/ <i>Manufacturing</i>	1 935 991,3	2 102 106,8	2 270 376,7	2 157 154,0	2 148 937,8
D	Pengadaan Listrik dan Gas/ <i>Electricity and Gas</i>	105 046,9	113 050,1	120 695,8	76 763,6	69 460,7
E	Pengadaan Air; Pengelolaan Sampah Limbah dan Daur Ulang/ <i>Water Supply; Sewerage Waste Management and Remediation Activities</i>	118 399,9	123 236,4	130 212,5	128 872,6	122 118,1
F	Konstruksi/ <i>Construction</i>	4 367 436,8	5 020 409,9	5 517 282,9	5 498 713,6	5 225 361,8
G	Perdagangan Besar dan Eceran; Reparasi Mobil dan Sepeda Motor/ <i>Wholesale and Retail Trade; Repair of Motor Vehicles and Motorcycles</i>	3 303 196,8	3 646 377,2	4 001 287,0	3 823 088,3	3 841 160,4
H	Transportasi dan Pergudangan/ <i>Transportation and Storage</i>	13 506 249,0	15 149 339,4	16 424 218,2	8 389 074,1	5 712 253,5
I	Penyediaan Akomodasi dan Makan Minum/ <i>Accommodation and Food Service Activities</i>	15 111 899,5	16 564 217,0	17 929 056,6	11 993 933,2	10 415 394,5
J	Informasi dan Komunikasi/ <i>Information and Communication</i>	2 902 345,5	3 201 001,8	3 517 861,2	3 908 081,8	4 073 862,1

berlanjut/ continued...

W " t ft ux 6Continued Table 89B

Lapangan Usaha/Industry		2017	2018	2019	2020*	2021**
(1)	(2)	(3)	(4)	(5)	(6)	
K	Jasa Keuangan dan Asuransi/ Financial and Insurance Activities	1 307 706,6	1 386 770,1	1 543 421,5	1 501 162,6	1 487 419,1
L	Real Estat/Real Estate Activities	1 635 471,5	1 800 528,5	1 973 191,2	2 012 484,1	2 064 844,2
M,N	Jasa Perusahaan/Business Activities	353 555,2	386 100,8	417 672,0	410 121,2	402 669,6
O	Administrasi Pemerintahan, Pertahanan, dan Jaminan Sosial Wajib/Public Administration and Defence; Compulsory Social Security	1 639 198,4	1 808 755,4	1 959 477,3	1 989 475,2	2 001 229,4
P	Jasa Pendidikan/Education	1 562 223,8	1 723 287,8	1 880 328,8	1 919 157,3	1 946 426,0
Q	Jasa Kesehatan dan Kegiatan Sosial/Human Health and Social Work Activities	663 408,9	727 759,8	800 009,3	844 305,6	855 962,2
R,S,T,U	Jasa Lainnya/Other Services Activities	388 921,7	437 693,2	491 949,0	469 076,5	463 980,1
<b>Produk Domestik Regional Bruto/Gross Regional Domestic Product</b>		<b>52 343 653,7</b>	<b>57 791 252,4</b>	<b>62 836 113,7</b>	<b>49 014 032,8</b>	<b>44 803 893,3</b>

Catatan/Note: 2020\* : angka sementara/ preliminary figures  
2021\*\* : angka sangat sementara/ very preliminary figures

Sumber/Source: BPS, berbagai sensus, survei dan sumber lain/BPS-Statistics Indonesia, various census, survey, and other sources

**Tabel**  
**Table** 12.2

**Produk Domestik Regional Bruto Atas Dasar Harga Konstan 2010 Menurut Lapangan Usaha (juta rupiah), 2017–2021**  
**Gross Regional Domestic Product at 2010 Constant Market Prices by Industry (million rupiahs), 2017–2021**

Lapangan Usaha/Industry		2017	2018	2019	2020*	2021**
(1)		(2)	(3)	(4)	(5)	(6)
A	Pertanian, Kehutanan, dan Perikanan/ <i>Agriculture, Forestry, and Fishing</i>	2 314 083,5	2 350 921,3	2 432 983,2	2 432 412,7	2 448 369,6
B	Pertambangan dan Penggalian/ <i>Mining and Quarrying</i>	113 203,1	110 105,6	114 719,8	112 310,7	109 336,6
C	Industri Pengolahan/ <i>Manufacturing</i>	1 448 585,5	1 524 121,6	1 616 142,0	1 517 792,8	1 492 322,3
D	Pengadaan Listrik dan Gas/ <i>Electricity and Gas</i>	67 676,3	69 694,9	73 033,4	46 388,6	41 969,1
E	Pengadaan Air; Pengelolaan Sampah, Limbah, dan Daur Ulang/ <i>Water Supply; Sewerage, Waste Management, and Remediation Activities</i>	95 699,7	99 324,6	104 723,3	102 994,1	96 706,9
F	Konstruksi/ <i>Construction</i>	3 288 828,9	3 634 546,3	3 867 015,0	3 854 504,4	3 623 638,9
G	Perdagangan Besar dan Eceran; Reparasi Mobil dan Sepeda Motor/ <i>Wholesale and Retail Trade; Repair of Motor Vehicles and Motorcycles</i>	2 511 427,1	2 706 544,0	2 924 805,3	2 723 555,7	2 688 242,4
H	Transportasi dan Pergudangan/ <i>Transportation and Storage</i>	5 867 551,9	6 257 043,3	6 480 170,1	3 448 358,5	2 394 371,2
I	Penyediaan Akomodasi dan Makan Minum/ <i>Accommodation and Food Service Activities</i>	8 842 928,3	9 464 543,9	9 953 512,6	6 929 677,4	6 086 499,2
J	Informasi dan Komunikasi/ <i>Information and Communication</i>	2 667 206,9	2 871 837,3	3 119 676,9	3 460 144,8	3 568 164,7

berlanjut/continued...

W " t ft ux 6 Continued Table 899

Lapangan Usaha/Industry		2017	2018	2019	2020*	2021**
(1)		(2)	(3)	(4)	(5)	(6)
K	Jasa Keuangan dan Asuransi/ <i>Financial and Insurance Activities</i>	972 108,6	998 179,0	1 090 779,4	1 030 978,0	1 010 451,2
L	Real Estat/ <i>Real Estate Activities</i>	1 342 304,4	1 443 441,3	1 544 626,5	1 554 553,3	1 590 572,6
M,N	Jasa Perusahaan/ <i>Business Activities</i>	261 473,5	279 412,1	296 953,6	280 665,3	271 931,4
O	Administrasi Pemerintahan, Pertahanan, dan Jaminan Sosial Wajib/ <i>Public Administration and Defence; Compulsory Social Security</i>	1 278 828,4	1 338 511,6	1 422 575,4	1 392 579,8	1 371 590,3
P	Jasa Pendidikan/ <i>Education</i>	1 185 851,6	1 267 347,0	1 348 596,0	1 328 683,8	1 337 144,4
Q	Jasa Kesehatan dan Kegiatan Sosial/ <i>Human Health and Social Work Activities</i>	506 702,6	543 520,5	589 436,6	608 148,4	602 769,5
R,S,T,U	Jasa Lainnya/ <i>Other Services Activities</i>	287 587,6	316 327,6	346 721,6	324 073,3	315 439,1
<b>Produk Domestik Regional Bruto/<i>Gross Regional Domestic Product</i></b>		<b>33 052 047,9</b>	<b>35 275 421,8</b>	<b>37 326 470,7</b>	<b>31 147 821,5</b>	<b>29 049 519,3</b>

Catatan/Note: 2020\* : angka sementara/ *preliminary figures*  
2021\*\* : angka sangat sementara/ *very preliminary figures*

Sumber/Source: BPS, berbagai sensus, survei dan sumber lain/*BPS-Statistics Indonesia, various census, survey, and other sources*

**Tabel**  
**Table** 12.3

**Distribusi Persentase Produk Domestik Regional Bruto Atas Dasar Harga Berlaku Menurut Lapangan Usaha, 2017–2021**  
**Percentage Distribution of Gross Regional Domestic Product at Current Market Prices by Industry, 2017–2021**

Lapangan Usaha/Industry	2017	2018	2019	2020*	2021**
(1)	(2)	(3)	(4)	(5)	(6)
A Pertanian, Kehutanan, dan Perikanan/ <i>Agriculture, Forestry, and Fishing</i>	6,28	5,95	5,87	7,60	8,50
B Pertambangan dan Penggalian/ <i>Mining and Quarrying</i>	0,29	0,28	0,27	0,34	0,36
C Industri Pengolahan/ <i>Manufacturing</i>	3,70	3,64	3,61	4,40	4,80
D Pengadaan Listrik dan Gas/ <i>Electricity and Gas</i>	0,20	0,20	0,19	0,16	0,16
E Pengadaan Air; Pengelolaan Sampah, Limbah, dan Daur Ulang/ <i>Water Supply; Sewerage, Waste Management, and Remediation Activities</i>	0,23	0,21	0,21	0,26	0,27
F Konstruksi/ <i>Construction</i>	8,34	8,69	8,78	11,22	11,66
G Perdagangan Besar dan Eceran; Reparasi Mobil dan Sepeda Motor/ <i>Wholesale and Retail Trade; Repair of Motor Vehicles and Motorcycles</i>	6,31	6,31	6,37	7,80	8,57
H Transportasi dan Pergudangan/ <i>Transportation and Storage</i>	25,80	26,21	26,14	17,12	12,75
I Penyediaan Akomodasi dan Makan Minum/ <i>Accommodation and Food Service Activities</i>	28,87	28,66	28,53	24,47	23,25
J Informasi dan Komunikasi/ <i>Information and Communication</i>	5,54	5,54	5,60	7,97	9,09
K Jasa Keuangan dan Asuransi/ <i>Financial and Insurance Activities</i>	2,50	2,40	2,46	3,06	3,32

berlanjut/ continued...

W " t ft ux 6 Continued Table 895

Lapangan Usaha/Industry		2017	2018	2019	2020*	2021**
(1)		(2)	(3)	(4)	(5)	(6)
L	Real Estat/Real Estate Activities	3,12	3,12	3,14	4,11	4,61
M,N	Jasa Perusahaan/Business Activities	0,68	0,67	0,66	0,84	0,90
O	Administrasi Pemerintahan, Pertahanan, dan Jaminan Sosial Wajib/Public Administration and Defence; Compulsory Social Security	3,13	3,13	3,12	4,06	4,47
P	Jasa Pendidikan/Education	2,98	2,98	2,99	3,92	4,34
Q	Jasa Kesehatan dan Kegiatan Sosial/Human Health and Social Work Activities	1,27	1,26	1,27	1,72	1,91
R,S,T,U	Jasa Lainnya/Other Services Activities	0,74	0,76	0,78	0,96	1,04
<b>Produk Domestik Regional Bruto/Gross Regional Domestic Product</b>		<b>100,00</b>	<b>100,00</b>	<b>100,00</b>	<b>100,00</b>	<b>100,00</b>

Catatan/Note: 2020\* : angka sementara/ preliminary figures

2021\*\* : angka sangat sementara/ very preliminary figures

Sumber/Source: BPS, berbagai sensus, survei dan sumber lain/BPS-Statistics Indonesia, various census, survey, and other sources

**Tabel**  
**Table** 12.4

**Laju Pertumbuhan Produk Domestik Regional Bruto Atas Dasar Harga Konstan 2010 Menurut Lapangan Usaha (persen), 2017–2021**  
**Growth Rate of Gross Regional Domestic Product at 2010 Constant Market Prices by Industry (percent), 2017–2020**

Lapangan Usaha/Industry		2017	2018	2019	2020*	2021**
(1)		(2)	(3)	(4)	(5)	(6)
A	Pertanian, Kehutanan, dan Perikanan/ <i>Agriculture, Forestry, and Fishing</i>	3,16	1,59	3,49	-0,02	0,66
B	Pertambangan dan Penggalian/ <i>Mining and Quarrying</i>	7,57	-2,74	4,19	-2,10	-2,65
C	Industri Pengolahan/ <i>Manufacturing</i>	0,01	5,21	6,04	-6,09	-1,68
D	Pengadaan Listrik dan Gas/ <i>Electricity and Gas</i>	1,80	2,98	4,79	-36,48	-9,53
E	Pengadaan Air; Pengelolaan Sampah, Limbah, dan Daur Ulang/ <i>Water Supply; Sewerage, Waste Management, and Remediation Activities</i>	2,69	3,79	5,44	-1,65	-6,10
F	Konstruksi/ <i>Construction</i>	9,29	10,51	6,40	-0,32	-5,99
G	Perdagangan Besar dan Eceran; Reparasi Mobil dan Sepeda Motor/ <i>Wholesale and Retail Trade; Repair of Motor Vehicles and Motorcycles</i>	6,68	7,77	8,06	-6,88	-1,30
H	Transportasi dan Pergudangan/ <i>Transportation and Storage</i>	4,95	6,64	3,57	-46,79	-30,56
I	Penyediaan Akomodasi dan Makan Minum/ <i>Accommodation and Food Service Activities</i>	8,60	7,03	5,17	-30,38	-12,17
J	Informasi dan Komunikasi/ <i>Information and Communication</i>	7,49	7,67	8,63	10,91	3,12
K	Jasa Keuangan dan Asuransi/ <i>Financial and Insurance Activities</i>	2,04	2,68	9,28	-5,48	-1,99
L	Real Estat/ <i>Real Estate Activities</i>	6,18	7,53	7,01	0,64	2,32
M,N	Jasa Perusahaan/ <i>Business Activities</i>	5,38	6,86	6,28	-5,49	-3,11

berlanjut/ continued...

W " t ft ux ©Continued Table 895

Lapangan Usaha/Industry		2017	2018	2019	2020*	2021**
(1)		(2)	(3)	(4)	(5)	(6)
0	Administrasi Pemerintahan, Pertahanan, dan Jaminan Sosial Wajib/Public Administration and Defence; Compulsory Social Security	-1,36	4,67	6,28	-2,11	-1,51
P	Jasa Pendidikan/Education	4,72	6,87	6,41	-1,48	0,64
Q	Jasa Kesehatan dan Kegiatan Sosial/ Human Health and Social Work Activities	8,11	7,27	8,45	3,17	-0,88
R,S,T,U	Jasa Lainnya/Other Services Activities	10,40	9,99	9,61	-6,53	-2,66
<b>Produk Domestik Regional Bruto/Gross Regional Domestic Product</b>		<b>6,08</b>	<b>6,73</b>	<b>5,81</b>	<b>-16,55</b>	<b>-6,74</b>

Catatan/Note: 2020\* : angka sementara/ preliminary figures

2021\*\* : angka sangat sementara/ very preliminary figures

Sumber/Source: BPS, berbagai sensus, survei dan sumber lain/BPS-Statistics Indonesia, various census, survey, and other sources



**Tabel**  
**Table** 12.5

**Produk Domestik Regional Bruto Atas Dasar Harga Berlaku Menurut Jenis Pengeluaran di Kabupaten Badung (juta rupiah), 2017–2021**  
**Gross Regional Domestic Product at Current Market Prices by Type of Expenditure in Badung Regency (million rupiahs), 2017–2021**

<b>Jenis Pengeluaran</b> <b>Type of Expenditure</b>	<b>2017</b>	<b>2018</b>	<b>2019</b>	<b>2020*</b>	<b>2021**</b>
(1)	(2)	(3)	(4)	(5)	(6)
Pengeluaran Konsumsi Rumah Tangga <i>Household Consumption Expenditure</i>	20 631 802,7	22 501 868,1	24 356 432,7	24 368 640,2	24 765 401,6
Pengeluaran Konsumsi LNPRT <i>NPISH Consumption Expenditure</i>	260 005,5	288 251,5	327 838,0	321 107,2	329 607,7
Pengeluaran Konsumsi Pemerintah <i>Government Consumption Expenditure</i>	3 837 169,3	4 185 214,5	4 364 592,2	4 511 345,5	4 348 122,7
Pembentukan Modal Tetap Bruto <i>Gross Fixed Capital Formation</i>	18 927 165,5	21 428 957,8	22 461 077,1	20 014 397,2	19 098 834,5
Perubahan Inventori <i>Changes in Inventories</i>	198 316,2	216 530,2	185 773,3	143 684,9	159 007,0
Net Ekspor Barang dan Jasa/Net <i>Exports of Goods and Services</i>	8 489 194,5	9 170 430,3	11 140 400,5	-345 142,1	-3 897 080,1
	<b>52 343 653,7</b>	<b>57 791 252,4</b>	<b>62 836 113,7</b>	<b>49 014 032,8</b>	<b>44 803 893,3</b>
<b>Produk Domestik Regional Bruto/ Gross Regional Domestic Product</b>					

Catatan/Note: 2020\* : angka sementara/ *preliminary figures*

2021\*\* : angka sangat sementara/ *very preliminary figures*

Sumber/Source: BPS, berbagai sensus, survei dan sumber lain/BPS-*Statistics Indonesia, various census, survey, and other sources*

Tabel  
Table 12.6

**Produk Domestik Regional Bruto Atas Dasar Harga Konstan 2010 Menurut Jenis Pengeluaran di Kabupaten Badung (juta rupiah), 2017–2021**  
**Gross Regional Domestic Product at 2010 Constant Market Prices by Type of Expenditure in Badung Regency (million rupiahs), 2017–2021**

Jenis Pengeluaran Type of Expenditure	2017	2018	2019	2020*	2021**
(1)	(2)	(3)	(4)	(5)	(6)
Pengeluaran Konsumsi Rumah Tangga <i>Household Consumption Expenditure</i>	14 873 760,7	15 568 525,3	16 414 857,1	15 705 043,9	15 735 721,7
Pengeluaran Konsumsi LNPRT <i>NPISH Consumption Expenditure</i>	162 395,6	176 041,3	195 205,9	190 108,3	192 827,0
Pengeluaran Konsumsi Pemerintah <i>Government Consumption Expenditure</i>	2 417 101,8	2 552 137,7	2 625 485,5	2 554 675,8	2 481 100,2
Pembentukan Modal Tetap Bruto <i>Gross Fixed Capital Formation</i>	13 644 664,0	14 795 042,1	15 403 785,7	13 412 625,1	12 385 966,6
Perubahan Inventori <i>Changes in Inventories</i>	68 812,1	72 931,2	67 364,8	60 621,6	76 746,0
Net Ekspor Barang dan Jasa/Net <i>Exports of Goods and Services</i>	1 885 313,7	2 110 744,3	2 619 771,6	-775 253,2	-1 822 842,2
<b>Produk Domestik Regional Bruto/Gross Regional Domestic Product</b>	<b>33 052 047,9</b>	<b>35 275 421,8</b>	<b>37 326 470,7</b>	<b>31 147 821,5</b>	<b>29 049 519,3</b>

Catatan/Note: 2020\* : angka sementara/ *preliminary figures*

2021\*\* : angka sangat sementara/ *very preliminary figures*

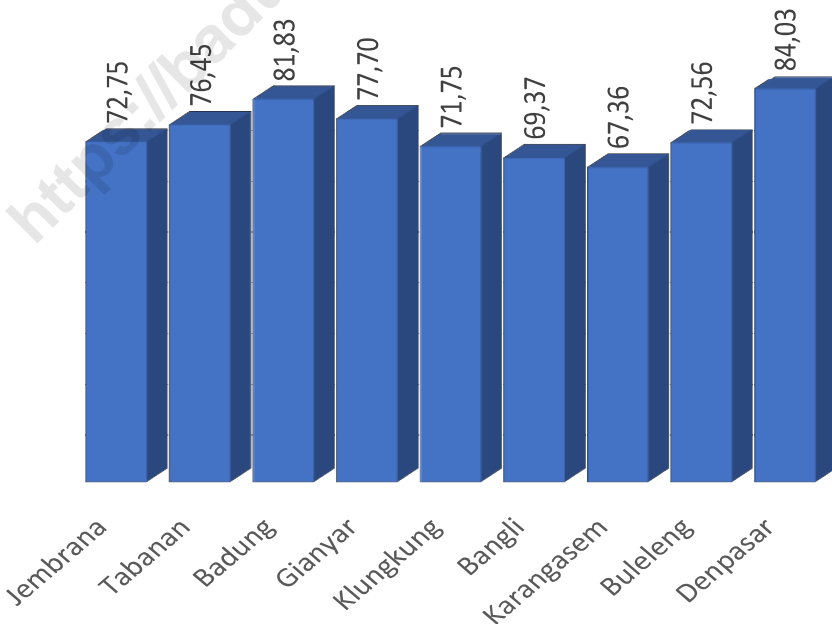
Sumber/Source: BPS, berbagai sensus, survei dan sumber lain/BPS-Statistics Indonesia, various census, survey, and other sources

# 13

## PERBANDINGAN ANTAR KABUPATEN/KOTA REGENCY/MUNICIPAL COMPARISON

*Pada tahun 2020, indeks pembangunan manusia Kabupaten Badung sebesar 81,83, tertinggi kedua setelah Kota Denpasar yaitu sebesar 84,03*

*In 2020, Badung Regency's human development index is 81.83, the second highest after Denpasar City, which is 84.03*





**PENJELASAN TEKNIS**

**TECHNICAL NOTES**

85 bx ut w- zt t t - - 1.  
 x t<sup>1/2</sup> zt ut t - y t -  
 - 4 - - w- Tw x t  
 t z t t t ⊕- x vt<sup>1/2</sup> wt t  
 " ⊕" x w w 1/3 bNdL3 ⊕"  
 - y ⊕ - 3" ⊕" x w w 1/2 - 1/2- 3  
 Tw<sup>1/2</sup> bx ut z t Yt t  
 /bY ⊕ 1/2wt t zt - t t t  
 t - z3 x t ux t t ⊕-  
 t" -- - - t z  
 w-x t 1/2 x x - t" 5

95 ex x w w 1/2 ux t - 2.  
 x " - zt " ⊕" x w w 1/2  
 xvt t x - w<sup>1/5</sup> Nt t t z  
 wvt t-3 ut t t u 1/2 t<sup>t</sup>  
 x ⊕ - " ⊕" t z3x t - zt  
 yt<sup>1/2</sup> x zx t- - t ⊕ t "x -  
 1/x ⊕ - 3 t3ut<sup>t</sup> t3wt "t ⊕ t ⊕  
 ⊕- t z wt zzt x ⊕

: 5 Ty ⊕ - twt ⊕" 1/2vx wx zt 3.  
 t-1/2 t "t zt ut t z wt "t t  
 twt t t z ux ⊕ z z  
 xvt t x x x 5 U<sup>1/2</sup>  
 - y ⊕ - x - z<sup>1/2</sup> 3 t<sup>1/2</sup> "t zt  
 ut t z wt "t t w-wt ⊕ xzx -  
 x zt ⊕ - 1/x t-1/2 5 Zt-1/2 t  
 "t zt ut t zwt "t t x xu  
 x xutu<sup>1/2</sup> t ⊕-  
 t t t z5 Nx zt wx 1/2t 3  
 - y ⊕ - wt t " zt wt 1/2  
 xutz t- x t ⊕- t t  
 t z x "twt ⊕- ut t z wt  
 "t t xvt t 5

1. Comparibility among the provinces provides snapshot of information on the Indonesian provinces that includes data such us population, GRDP, inflation rate, poverty rate, human development indexes, number of foreign visitor, and province regional wage

2. Population census is a periodic enumeration of the population. The data obtained contain not only the total population but also facts on sex, age, language, and other important characteristics

3. Inflation is a sustained increase in the general price level of goods and services in an economy over a period of time. When the inflation rate rises, the price of goods and services in the country increases. The rising prices of goods and services led to a decline in currency values. Thus, inflation may also be interpreted as a decline in the value of the currency against the value of goods and services in general.

**ULASAN**

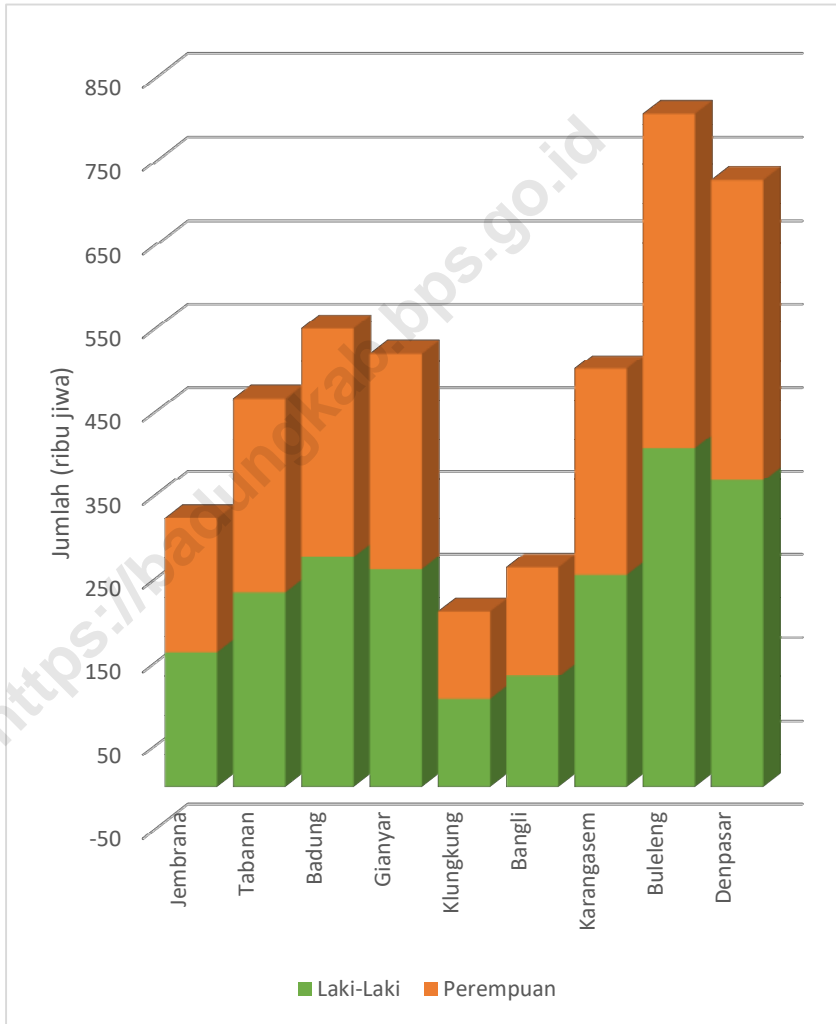
**DESCRIPTION**

LKL 8: x " 1/2 wt t x t z  
 bx ut w- zt K t Vtu t x 0/ t5  
 Rt ut : 8 x " 1/2 " 0"  
 x w w 1/2 x 1/2 u t x 0/2 t  
 wt "x - 1/2 0 - w- b - - Lt 05  
 U 0" x w w 1/2 x ut t 1/2 twt 0"  
 w- Vtu t x L 00 z xut t 1/2  
 B70077 "- t3 xwt z 1/2 " 0"  
 x w w 1/2 t 0 z 1/2 v-0w- Vtu t x  
 V0 z 1/2 z t- xut t 1/2 978577  
 "- t5 Rt ut : 9 x " 1/2 - wx 1/2  
 x ut z t t t x  
 1/2 u t x 0/2 t w- b - - Lt 0 t"  
 978A07985 tY x - z z- x 0 t 0 t  
 t" x t 1/2 - twt 0" w- 1/2 t Nx t t 5  
 tY V t Nx t t t" 9798 twt 0"  
 B; 3: 5 tY Vtu t x Ltw z ux twt  
 twt t 1/2 w t 5 ft" 97983 tY  
 Vtu t x Ltw z twt 0" B83: 5

CHAPTER 13 shows data on Inter-Regency/City Comparison. Figure 3.1 shows the total population by district/city and gender in the Province of Bali. The largest population is in Buleleng Regency with 806,600 people, while the smallest population in Klungkung Regency is 201,100 people. Figure 3.2 shows the human development index by district/city in Bali Province in 2017-2021. The highest HDI for the last five years was in the city of Denpasar. Denpasar City HDI in 2021 is 84.03. The HDI of Badung Regency is in second place. In 2021, the HDI of Badung Regency is 81

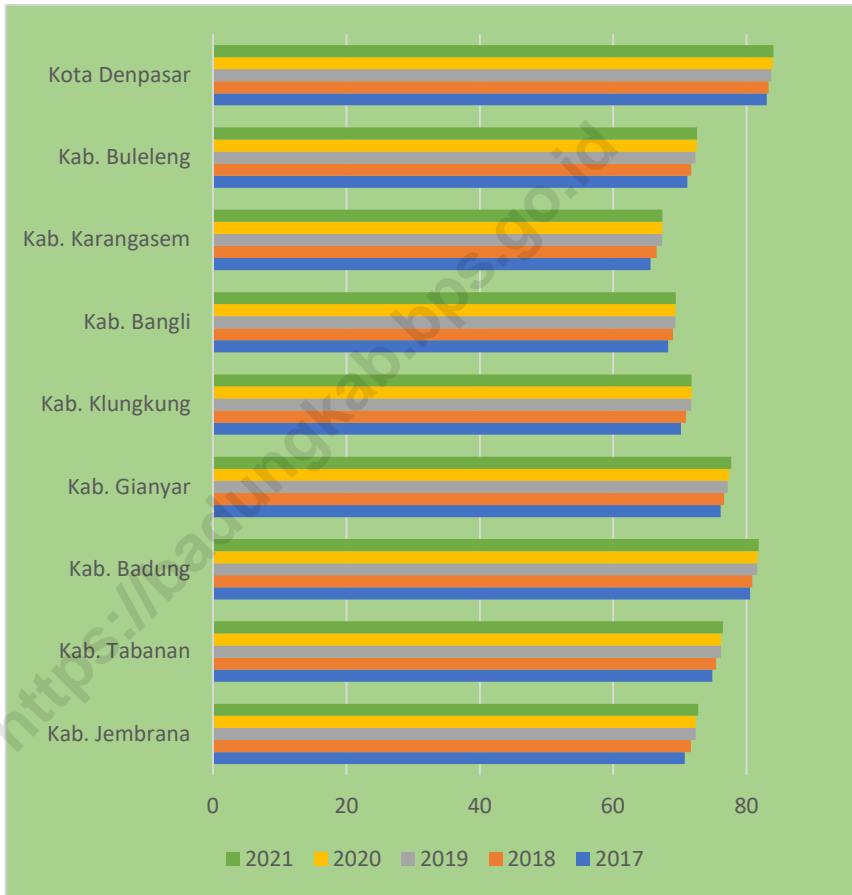
**Gambar** 13.1  
**Figures**

**Jumlah Penduduk Menurut Kabupaten/Kota dan Jenis Kelamin di Provinsi Bali (ribu), 2021**  
**Population by Regency/Municipality dan Sex in Bali Province (thousand), 2021**



**Gambar** 13.2  
**Figures**

**Indeks Pembangunan Manusia Menurut Kabupaten/  
Kota di Provinsi Bali, 2017–2021**  
*Human Development Index by Regency/Municipality in  
Bali Province, 2017–2021*





**Tabel**  
**Table** 13.1

**Jumlah Penduduk Menurut Kabupaten/Kota dan Jenis Kelamin di Provinsi Bali (ribu), 2021**  
**Population by Regency/Municipality dan Sex in Bali Province (thousand), 2021**

Kabupaten/Kota Regency/Municipality	Jenis Kelamin Sex		Jumlah Total
	Laki-laki Male	Perempuan Female	
(1)	(2)	(3)	(4)
Kab, Jembrana	161,1	160,8	321,9
Kab, Tabanan	233,3	232,1	465,3
Kab, Badung	275,1	274,2	549,3
Kab, Gianyar	260,5	259,0	519,5
Kab, Klungkung	105,2	104,9	210,1
Kab, Bangli	132,2	130,3	262,5
Kab, Karangasem	253,7	247,1	500,8
Kab, Buleleng	405,5	401,1	806,6
<b>Kota Denpasar</b>	366,9	359,7	726,6
<b>Provinsi Bali</b>	<b>2 193,7</b>	<b>2 169,1</b>	<b>4 362,7</b>

Catatan/Note: ...

Sumber/Source: BPS, berbagai sensus, survei dan sumber lain/BPS-Statistics Indonesia, various census, survey, and other sources

**Tabel**  
**Table** 13.2

**Laju Pertumbuhan Produk Domestik Regional Bruto Atas Dasar Harga Konstan 2010 Menurut Kabupaten/Kota di Provinsi Bali (persen), 2017–2021**  
**Rate of Growth of Gross Regional Domestic Products at Constant 2010 Prices by Regency/Municipality in Bali Province (percent), 2017–2021**

<b>Kabupaten/Kota Regency/Municipality</b>	<b>2017</b>	<b>2018</b>	<b>2019</b>	<b>2020 *</b>	<b>2020**</b>
<b>(1)</b>	<b>(2)</b>	<b>(3)</b>	<b>(4)</b>	<b>(5)</b>	<b>(6)</b>
Kab, Jembrana	5,28	5,59	5,56	-4,98	-0,65
Kab, Tabanan	5,37	5,71	5,58	-6,17	-1,97
Kab, Badung	6,08	6,73	5,81	-16,55	-6,74
Kab, Gianyar	5,46	6,01	5,62	-8,40	-1,07
Kab, Klungkung	5,32	5,48	5,42	-6,38	-0,23
Kab, Bangli	5,31	5,48	5,45	-4,10	-0,33
Kab, Karangasem	5,06	5,44	5,50	-4,49	-0,56
Kab, Buleleng	5,38	5,60	5,51	-5,80	-1,22
<b>Kota Denpasar</b>	6,05	6,42	5,82	-9,43	-0,91
<b>Provinsi Bali</b>	<b>5,56</b>	<b>6,31</b>	<b>5,60</b>	<b>-9,33</b>	<b>-2,47</b>

Catatan/Note: 2020\* : angka sementara/ preliminary figures

2021\*\* : angka sangat sementara/ very preliminary figures

Sumber/Source: BPS, berbagai sensus, survei dan sumber lain/BPS-Statistics Indonesia, various census, survey, and other sources

**Tabel**  
**Table** 13.3**Jumlah Penduduk Miskin Menurut Kabupaten/Kota di  
Provinsi Bali (ribu), 2017–2021**  
**Number of Poor Population by Regency/Municipality in Bali  
Province (thousand), 2017–2021**

<b>Kabupaten/Kota</b> <i>Regency/ Municipality</i>	<b>2017</b>	<b>2018</b>	<b>2019</b>	<b>2020</b>	<b>2021</b>
(1)	(2)	(3)	(4)	(5)	(6)
Kab. Jembrana	14,78	14,35	13,55	12,60	14,24
Kab. Tabanan	21,66	19,77	18,74	19,11	23,11
Kab. Badung	13,16	12,97	11,89	13,75	18,52
Kab. Gianyar	22,42	21,26	19,85	21,01	25,36
Kab. Klungkung	11,15	10,43	9,66	8,76	10,19
Kab. Bangli	11,76	11,05	10,08	9,56	11,68
Kab. Karangasem	27,02	26,02	25,99	24,69	28,52
Kab. Buleleng	37,48	35,20	34,26	35,25	40,92
<b>Kota Denpasar</b>	20,70	20,72	19,83	20,48	29,41
<b>Provinsi Bali</b>	<b>180,13</b>	<b>171,76</b>	<b>163,85</b>	<b>165,19</b>	<b>201,97</b>

Catatan/Note: ...

Sumber/Source: BPS, berbagai sensus, survei dan sumber lain/BPS-Statistics Indonesia, various census, survey, and other sources

**Tabel**  
**Table** 13.4

**Indeks Pembangunan Manusia Menurut Kabupaten/Kota  
di Provinsi Bali, 2017–2021**  
**Human Development Index by Regency/Municipality in Bali  
Province, 2017–2021**

<b>Kabupaten/Kota Regency/Municipality</b>	<b>2017</b>	<b>2018</b>	<b>2019</b>	<b>2020</b>	<b>2021</b>
(1)	(2)	(3)	(4)	(5)	(6)
Kab. Jembrana	70,72	71,65	72,35	72,36	72,75
Kab. Tabanan	74,86	75,45	76,16	76,17	76,45
Kab. Badung	80,54	80,87	81,59	81,60	81,83
Kab. Gianyar	76,09	76,61	77,14	77,36	77,70
Kab. Klungkung	70,13	70,90	71,71	71,73	71,75
Kab. Bangli	68,24	68,96	69,35	69,36	69,37
Kab. Karangasem	65,57	66,49	67,34	67,35	67,36
Kab. Buleleng	71,11	71,70	72,30	72,55	72,56
<b>Kota Denpasar</b>	83,01	83,30	83,68	83,93	84,03
<b>Provinsi Bali</b>	<b>74,30</b>	<b>74,77</b>	<b>75,38</b>	<b>75,50</b>	<b>75,69</b>

Catatan/Note: ...

Sumber/Source: BPS, berbagai sensus, survei dan sumber lain/BPS-Statistics Indonesia, various census, survey, and other sources

**Tabel**  
**Table** 13.5**Gini Rasio Menurut Kabupaten/Kota di Provinsi Bali,  
2017–2021**  
**Gini Ratio by Regency/Municipality in Bali Province, 2017–  
2021**

Kabupaten/Kota Regency/Municipality	2017	2018	2019	2020	2021
(1)	(2)	(3)	(4)	(5)	(6)
Kab. Jembrana	0,3170	0,3272	0,2903	0,3531	0,3170
Kab. Tabanan	0,3108	0,3249	0,3080	0,3239	0,3110
Kab. Badung	0,3190	0,3392	0,3244	0,3167	0,3320
Kab. Gianyar	0,2682	0,3050	0,2866	0,3171	0,3330
Kab. Klungkung	0,3714	0,3915	0,3847	0,3575	0,3460
Kab. Bangli	0,3005	0,3126	0,2744	0,2829	0,2850
Kab. Karangasem	0,3232	0,3393	0,3125	0,3268	0,3180
Kab. Buleleng	0,3086	0,3446	0,2847	0,2851	0,2820
<b>Kota Denpasar</b>	0,3414	0,3422	0,3473	0,3301	0,3750
<b>Provinsi Bali</b>	<b>0,3840</b>	<b>0,3774</b>	<b>0,3662</b>	<b>0,3690</b>	<b>0,3780</b>

Catatan/Note: ...

Sumber/Source: BPS, berbagai sensus, survei dan sumber lain/BPS-Statistics Indonesia, various census, survey, and other sources



**ST 2023**  
SENSUS PERTANIAN

**BerAKHLAK**  
Berorientasi Pelayanan Akuntabel Kompeten  
Harmonis Loyal Adaptif Kolaboratif

# DATA

## MENCERDASKAN BANGSA

— *Enlighten The Nation* —

<https://badungkab.bps.go.id>



**BADAN PUSAT STATISTIK  
KABUPATEN BADUNG**

**BPS - Statistics of Badung Regency**

Jl. Jln. Raya Darmasaba - Lukluk No. 28, Darmasaba,

Abiansema, Badung 80352

Telp. 8441616, Fax: 8441717

Homepage: <http://badungkab.bps.go.id>,

Email: [bps5103@bps.go.id](mailto:bps5103@bps.go.id)

ISSN 0021-552X



9 770021 552574