

KABUPATEN

# ASAHAN

## DALAM ANGKA

*Asahan Regency in Figure*

# 2022



**BADAN PUSAT STATISTIK  
KABUPATEN ASAHAN**  
BPS-Statistics of Asahan Regency

KABUPATEN

# ASAHAN

## DALAM ANGKA

*Asakan Regency in Figure*

2022



# **Kabupaten Asahan Dalam Angka**

## ***Asahan Regency In Figures***

### **2022**

ISSN: 0215-3582

No. Publikasi/ *Publication Number*: 12080.2201

Katalog/ *Catalog*: 1102001.1208

Ukuran Buku/ *Book Size*: 14,8 cm x 21 cm

Jumlah Halaman/ *Number of Pages*: xlvi + 532 halaman/*pages*

Naskah/ *Manuscript* :

**BPS Kabupaten Asahan**

*BPS-Statistics of Asahan Regency*

Penyunting/ *Editor* :

**BPS Kabupaten Asahan**

*BPS-Statistics of Asahan Regency*

Desain Kover oleh/ *Cover Design by* :

**BPS Kabupaten Asahan**

*BPS-Statistics of Asahan Regency*

Penerbit/ *Published by*:

© **BPS Kabupaten Asahan/ BPS-Statistics of Asahan Regency**

Pencetak/ *Printed By*:

CV. E'Karya

**Dilarang mengumumkan, mendistribusikan, mengomunikasikan, dan/atau menggangdakan sebagian atau seluruh isi buku ini untuk tujuan komersil tanpa izin tertulis dari Badan Pusat Statistik.**

*Prohibited to announce, distribute, communicate, and/or copy part or all of this book for commercial purpose without permission from BPS-Statistics Indonesia.*

# **TIM PENYUSUN**

## ***Team Members***

### **Penanggung jawab / *Coordinator* :**

Kepala BPS Kabupaten Asahan

### **Editor / *Editors* :**

Dra. Minda Flora Ginting, M.M.

Asthry Fiedle Renovard Tamba, SST

Lita Chintia Murti, SE

Meutia RYH, SST

### **Pengolah data / *Data Processing*:**

Eka Putri S

Hizrawan Dodi

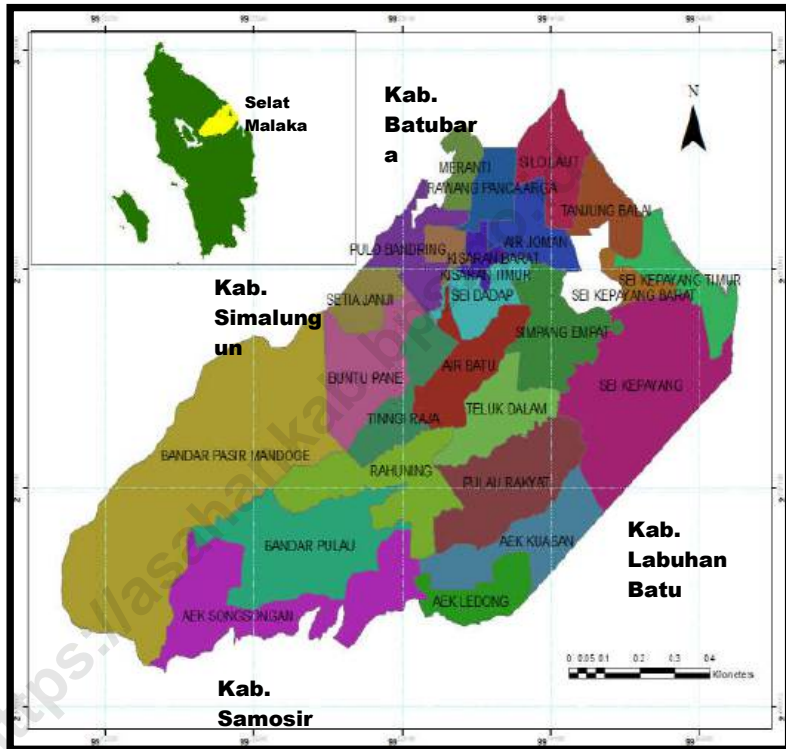
### **Pembuat Infografis / *Infographic Maker* :**

Asthry Fiedle Renovard Tamba, SST

Lita Chintia Murti, SE

Meutia RYH, SST

# PETA WILAYAH KABUPATEN ASAHAN/ MAP OF ASAHAN REGENCY



**KEPALA BPS KABUPATEN ASAHAN**  
*CHIEF STATISTICIAN OF ASAHAN REGENCY*



**Dra. Minda Flora Ginting, MM**





## KATA PENGANTAR

Syukur kepada Tuhan Yang Maha Esa atas segala rahmat dan anugerahNya dalam penyusunan Publikasi rutin Asahan Dalam Angka, mulai dari pengumpulan data, pengolahan, analisis sampai terwujudnya Publikasi.

Mengikuti perkembangan dewasa ini dimana data statistik menjadi sangat penting yang akan digunakan sebagai alat perencanaan, monitoring dan evaluasi baik disektor pembangunan, swasta maupun akademisi dan pihak lainnya.

Asahan Dalam Angka merupakan hasil kolaborasi antara penyedia data primer yaitu Badan Pusat Statistik (BPS) dan data sekunder/sektoral yang berasal dari OPD, Instansi Vertikal, BUMN/BUMD, Perguruan Tinggi dan elemen lain di Kabupaten Asahan.

Untuk itu, kami ucapkan terimakasih yang setulus-tulusnya atas kerjasama baik yang telah terjalin terutama kepada Pemerintah Daerah, sehingga Publikasi Asahan Dalam Angka Tahun 2022 dapat selesai tepat waktu.

Saran dan kritik dari berbagai pihak untuk perbaikan publikasi ini sangat kami harapkan. Akhirnya semoga penyajian publikasi ini dapat membantu dalam memenuhi kebutuhan data statistik baik instansi pemerintah maupun swasta serta bermanfaat bagi para pembaca.

Kisaran, Februari 2022  
Badan Pusat Statistik  
Kabupaten Asahan  
Kepala,

**Dra. Minda Flora Ginting, MM**





## **P R E F A C E**

*Thanks be to God for His blessings, Asahan Regency in Figures our annual publication, can be published properly and timely.*

*Keeping up with current developments where statistical data is very important to be used as a planning, monitoring and evaluation tool in the development sector, the private sector as well as academia and other parties.*

*Asahan in Figures is the result of collaboration between primary data providers, namely the Central Statistics Agency (BPS) and secondary / sectoral data from OPDs, Vertical Agencies, BUMN / BUMD, Universities and other elements in Asahan Regency.*

*For that, we sincerely thank you for the good cooperation that has been established, especially to the Regional Government, so that the Asahan Regency in Figures 2022 can be completed on time.*

*We welcome suggestions and criticisms from various parties for the improvement of this publication. Finally, I hope that the presentation of this publication can help meet the needs of statistical data for both government and private institutions as well as be useful for readers.*

*Kisaran, February 2022  
Chief Statistician of Asahan  
Regency*

**Dra. Minda Flora Ginting, MM**

## DAFTAR ISI / CONTENTS

|   |       |
|---|-------|
| Peta Wilayah Kabupaten Asahan / <i>Map of Asahan Regency</i> .....                          | iii   |
| Foto Kepala BPS Kabupaten Asahan / <i>Photo of Chief Statistics of Asahan Regency</i> ..... | iv    |
| Kata Pengantar/ <i>Preface</i> .....  | v     |
| Daftar Isi / <i>Contents</i> .....  | ix    |
| Daftar Tabel / <i>List of Tables</i> .....  | xi    |
| Daftar Gambar / <i>List of Figures</i> .....  | xli   |
| Penjelasan Umum / <i>Explanatory Notes</i> .....  | xliii |
| <br>  |       |
| Bab 1 Geografi / <i>Geography</i> .....   | 1     |
| 2.1 Keadaan Geografi / <i>Location Geography</i> .....                                      | 7     |
| 2.2 Kondisi Iklim / <i>Climate Condition</i> .....  | 13    |
| <br>  |       |
| Bab 2 Pemerintahan / <i>Governmental</i> .....  | 15    |
| 2.1 Wilayah Administrasi / <i>Administrative Area</i> .....                                 | 27    |
| 2.2 Dewan Perwakilan Rakyat Daerah / <i>Regional House of Representativ</i> ...             | 35    |
| 2.3 Sumber Daya Manusia / <i>Human Resources</i> .....                                      | 38    |
| 2.4 Keuangan Pemerintah / <i>Government Finance</i> .....                                   | 46    |
| 2.5 Pertanahan / <i>Land Affairs</i> .....  | 54    |
| 2.6 Administrasi Pemerintahan / <i>Public Administration</i> .....                          | 63    |
| <br>  |       |
| Bab 3 Penduduk dan Tenaga Kerja / <i>Population and Employment</i> .....                    | 87    |
| 3.1 Penduduk / <i>Population</i> .....  | 97    |
| 3.2 Ketenagakerjaan / <i>Employment</i> .....   | 106   |
| <br>  |       |
| Bab 4 Sosial dan Kesejahteraan / <i>Social and Welfare</i> .....                            | 121   |
| 4.1 Pendidikan / <i>Education</i> .....   | 136   |
| 4.2 Kesehatan / <i>Health</i> .....   | 179   |
| 4.3 Agama dan Sosial Lainnya / <i>Religion and Other Social Affairs</i> .....               | 213   |
| 4.4 Kemiskinan / <i>Poverty</i> .....   | 218   |
| <br>  |       |
| Bab 5 Pertanian / <i>Agriculture</i> .....  | 221   |
| 5.1 Hortikultura / <i>Horticulture</i> .....  | 238   |
| 5.2 Perkebunan / <i>Estate Crops</i> .....  | 283   |
| 5.3 Tanaman Pangan / <i>Food Crops</i> .....  | 294   |
| 5.4 Kehutanan / <i>Forestry</i> .....   | 315   |
| 5.5 Peternakan / <i>Livestock</i> .....   | 317   |
| 5.6 Perikanan / <i>Fishery</i> .....  | 328   |

|   |     |
|---|-----|
| Bab 6 Industri, Pertambangan dan Energi / <i>Industry, Mining and Energy</i> .....      | 341 |
| Bab 7 Pariwisata / <i>Tourism</i> .....   | 365 |
| Bab 8 Transportasi dan Komunikasi / <i>Transportation and Communication</i> .....       | 377 |
| 8.1 Transportasi / <i>Transportation</i> .....  | 385 |
| 8.2 Komunikasi / <i>Communication</i> .....   | 405 |
| Bab 9 Perbankan, Koperasi dan Harga-Harga / <i>Banking, Cooperative and Prices</i> .... | 421 |
| Bab 10 Pengeluaran Penduduk / <i>Population Expenditure</i> .....                       | 475 |
| Bab 11 Perdagangan / <i>Trade</i> .....   | 483 |
| Bab 12 Sistem Neraca Regional / <i>System of Regional Accounts</i> .....                | 495 |
| Bab 13 Perbandingan Antar Kabupaten/Kota / <i>Regency /Municipal Comparison</i> .....   | 509 |
| Lampiran / <i>Appendix</i> .....  | 525 |

## DAFTAR TABEL/ LIST OF TABLE

|                       |       |   |    |
|-----------------------|-------|---|----|
| <u>Tabel</u><br>Table | 1.1.1 | Luas Daerah dan Tinggi Wilayah Menurut Kecamatan di Kabupaten Asahan, 2021<br><i>Total Area and Altitude by Sub District in Asahan Regency, 2021.....</i>   | 7  |
| <u>Tabel</u><br>Table | 1.1.2 | Tinggi Wilayah dan Jarak ke Ibukota Kabupaten Menurut Kecamatan di Kabupaten Asahan, 2021<br><i>Altitude and Distance to the Capital of Regency by Subdistrict in Asahan Regency, 2021.....</i>                                   | 9  |
| <u>Tabel</u><br>Table | 1.1.3 | Letak dan Geografis Kabupaten Asahan, 2021<br><i>Location and Geographical of Asahan Regency, 2021.....</i>   | 10 |
| <u>Tabel</u><br>Table | 1.1.4 | Letak Geografis Menurut Kecamatan di Kabupaten Asahan, 2021<br><i>Geographical Location by District in Asahan Regency, 2021.....</i>  | 11 |
| <u>Tabel</u><br>Table | 1.1.5 | Jarak Ibukota Kabupaten Asahan (Kisaran) ke Ibukota Kabupaten/Kota di Provinsi Sumatera Utara, 2021<br><i>Distance From Regency's Capital City to Other Capital Cities of Regency/City in Sumatera Utara Province, 2021 .....</i> | 12 |
| <u>Tabel</u><br>Table | 1.2.1 | Rata-Rata Jumlah Hujan dan Curah Hujan Setiap Bulan di Kabupaten Asahan, 2017 - 2021<br><i>Average of Rain and Rainfal of Asahan Regency, 2017 –2021.....</i>   | 13 |
| <u>Tabel</u><br>Table | 2.1.1 | Jumlah Desa/Kelurahan Menurut Kecamatan di Kabupaten Asahan, 2017 - 2021<br><i>Number of Village by District in the Asahan Regency, 2017- 2021.....</i>   | 27 |
| <u>Tabel</u><br>Table | 2.1.2 | Jumlah Desa/Kelurahan, Dusun atau Lingkungan Menurut Kecamatan di Kabupaten Asahan, 2021<br><i>Number of Village, Hamlet Or The Environment by District in the Asahan Regency, 2021.....</i>                                      | 28 |
| <u>Tabel</u><br>Table | 2.1.3 | Nama-Nama Kelurahan di Kabupaten Asahan, 2021<br><i>List Name of Village in Asahan Regency, 2021.....</i>   | 29 |
| <u>Tabel</u><br>Table | 2.1.4 | Klasifikasi Desa/Kelurahan Menurut Kecamatan, 2021<br><i>Classification of Village by District, 2021.....</i>   | 30 |
| <u>Tabel</u><br>Table | 2.1.5 | Jumlah Kepala Desa/Lurah Menurut Jenis Kelamin dan Kecamatan, 2021<br><i>Number of Headman by Sex and District, 2021.....</i>   | 31 |

|                              |       |   |    |
|------------------------------|-------|---|----|
| <u>Tabel</u><br><i>Table</i> | 2.1.6 | Jumlah Kepala Desa/Lurah, Perangkat Desa/Kelurahan dan Kepala Dusun/Lingkungan Menurut Kecamatan, 2021<br><i>Number of Village Chief, Tool Village and Village Head/ Environment by District, 2021</i> .....  | 32 |
| <u>Tabel</u><br><i>Table</i> | 2.1.7 | Kelompok Binaan PKK, 2020 - 2021<br><i>Patronage Groups Family Welfare Program, 2020 – 2021</i> .....   | 33 |
| <u>Tabel</u><br><i>Table</i> | 2.1.8 | Kelompok Binaan LPM di Kabupaten Asahan, 2020 – 2021<br><i>Patronage Groups Community Development Institute in Asahan Regency, 2020 – 2021</i> .....  | 34 |
| <u>Tabel</u><br><i>Table</i> | 2.2.1 | Jumlah Anggota Dewan Perwakilan Rakyat Daerah Menurut Partai Politik dan Jenis Kelamin di Kabupaten Asahan, 2021<br><i>Number of Regional House of Representative's Members by Political Parties and Sex in Asahan Regency, 2021</i> .....          | 35 |
| <u>Tabel</u><br><i>Table</i> | 2.2.2 | Jumlah Rapat dan Keputusan DPRD Kabupaten Asahan, 2017 – 2021<br><i>Number of Meeting and Decree Parliament of Asahan Regency, 2017 – 2021</i> .....  | 36 |
| <u>Tabel</u><br><i>Table</i> | 2.2.3 | Jumlah Kegiatan DPRD, 2017 - 2021<br><i>Parliament Activity, 2017 - 2021</i> .....  | 37 |
| <u>Tabel</u><br><i>Table</i> | 2.3.1 | Jumlah Pegawai Negeri Sipil Pemerintah Daerah Menurut Jabatan dan Jenis Kelamin di Kabupaten Asahan (orang), 2021<br><i>Number of Civil Servant in Regional Government by Position and Sex in Asahan Regency (people),2021</i> .....                | 38 |
| <u>Tabel</u><br><i>Table</i> | 2.3.2 | Jumlah Pegawai Negeri Sipil Pemerintah Daerah Menurut Tingkat Pendidikan dan Jenis Kelamin (orang), 2021<br><i>Number of Civil Servant in Regional Government by Education and Sex (people),2021</i> .....  | 39 |
| <u>Tabel</u><br><i>Table</i> | 2.3.3 | Jumlah Pegawai Negeri Sipil Pemerintah Daerah Menurut Tingkat Kepangkatan dan Jenis Kelamin (orang), 2021<br><i>Number of Civil Servant in Regional Government by Rank Level and Sex (people),2021</i> .....  | 40 |
| <u>Tabel</u><br><i>Table</i> | 2.3.4 | Banyaknya Pegawai Negeri Sipil (PNS) Menurut Dinas/Instansi Pemerintah dan Golongan di Kabupaten Asahan (orang), 2021<br><i>Number of Civil Servants (PNS) by Department/ Government Agencies and Groups in Asahan Regency (people), 2021</i> ..... | 41 |
| <u>Tabel</u><br><i>Table</i> | 2.3.5 | Jumlah Pegawai Negeri Sipil Pemerintah Daerah Menurut Tingkat Pendidikan (orang), 2021<br><i>Number of Civil Servant in Regional Government by Level of Education (people),2021</i> .....   | 43 |

|                       |       |  |    |
|-----------------------|-------|--|----|
| <u>Tabel</u><br>Table | 2.3.6 | Jumlah Pegawai Negeri Sipil Pemerintah Daerah Menurut Jenis Kelamin di Kabupaten Asahan (orang), 2021<br><i>Number of Civil Servant in Regional Government by Sex in Asahan Regency (people), 2021</i> .....                   | 44 |
| <u>Tabel</u><br>Table | 2.3.7 | Jumlah PNS Instansi Vertikal di Kabupaten Asahan, 2017 - 2021<br><i>The number of Civil Servants Vertical Institutions in Asahan Regency, 2017-2021</i> .....  | 45 |
| <u>Tabel</u><br>Table | 2.4.1 | Realisasi Pendapatan Pemerintah Daerah Kabupaten Asahan Tahun Anggaran (rp), 2021<br><i>Realization of Second Stage Region Government Receipt of Asahan Regency (rp), 2021</i> .....   | 46 |
| <u>Tabel</u><br>Table | 2.4.2 | Realisasi Belanja Pemerintah Kabupaten Asahan (rp), 2021<br><i>Realization of Expense of Autonomous Government of Asahan Regency (rp), 2021</i> .....  | 48 |
| <u>Tabel</u><br>Table | 2.4.3 | Realisasi Penerimaan Daerah Menurut Jenis Penerimaan di Kabupaten Asahan (rp), 2020 - 2021<br><i>Realization of Receipt and Expense Second Stage Region Government of Asahan Regency (rp), 2020 - 2021</i> .....               | 49 |
| <u>Tabel</u><br>Table | 2.4.4 | Realisasi Pembiayaan Pemerintah Kabupaten Asahan (rp), 2021<br><i>Realization of Financing of Autonomous Government of Asahan Regency (rp), 2021</i> .....   | 51 |
| <u>Tabel</u><br>Table | 2.4.5 | Jumlah Luas Tanah dan Wajib Pajak Bumi dan Bangunan Sektor Perdesaan/Perkotaan (PBB-P2) Menurut Kecamatan (rp), 2021<br><i>Number of Area and Land and Building Tax Payers by District (rp), 2021</i> .....                    | 52 |
| <u>Tabel</u><br>Table | 2.4.6 | Jumlah Target, Selisih Pajak Bumi dan Bangunan Sektor Perdesaan/Perkotaan (PBB-P2) Menurut Kecamatan (rp), 2021<br><i>Amount of Tax Assesment, Arrears and Potency from Land and Building Tax by District (rp), 2021</i> ..... | 53 |
| <u>Tabel</u><br>Table | 2.5.1 | Banyaknya Sertifikat Tanah yang Dikeluarkan Menurut Jenis Hak Atas Tanah, 2017 - 2021<br><i>Number of Land Certificates Issued by Type of Land, 2017 – 2021</i> .....  | 54 |
| <u>Tabel</u><br>Table | 2.5.2 | Status Pemilikan Tanah Dirinci Menurut Hak di tiap Kecamatan, 2021<br><i>Land Possession by Type of Rights and District, 2021</i> .....  | 55 |
| <u>Tabel</u><br>Table | 2.5.3 | Jumlah Sertifikat Hak Atas Tanah, 2017 - 2021<br><i>Number of Rights on Land Certificate, 2017 – 2021</i> .....  | 56 |

|                       |       |  |    |
|-----------------------|-------|--|----|
| <u>Tabel</u><br>Table | 2.5.4 | Jumlah Sertifikat yang Diterbitkan Menurut Jenis Hak dan Luas Tanah (ha) yang Disertifikatkan, 2021<br><i>Number of Published Certificates by Type of Right and Certificate Land Area, 2021</i> .....  | 57 |
| <u>Tabel</u><br>Table | 2.5.5 | Jumlah Pencatatan Peralihan Hak dan Penerbitan Hak Tanggungan Menurut Jenis Hak dan Luas Tanah (ha), 2021<br><i>Number of Registration Transfer Right and Burden Right Published by Type of Right and Certificated Land Area (ha) 2021</i> ..... | 58 |
| <u>Tabel</u><br>Table | 2.5.6 | Jumlah Sertifikat Tanah yang Diterbitkan, 2021<br><i>Number of Published Land Certificates, 2021</i> .....   | 60 |
| <u>Tabel</u><br>Table | 2.5.7 | Jumlah Penggunaan Hak-Hak atas Tanah yang Diselesaikan Melalui Proyek di Kabupaten Asahan, 2021<br><i>Number of Land Right Using Finished by Project, 2021</i> .....   | 61 |
| <u>Tabel</u><br>Table | 2.6.1 | Banyaknya Surat Nikah yang Dikeluarkan Menurut Kecamatan Di Kabupaten Asahan, 2017 – 2021<br><i>Number Of Marriage Certificate Issued by District In Asahan Regency, 2017 – 2021</i> .....   | 63 |
| <u>Tabel</u><br>Table | 2.6.2 | Banyaknya Akta Kelahiran yang Dikeluarkan Menurut Kecamatan, 2019 - 2021<br><i>Number Of Birth Certificate Issued by District, 2019 – 2021</i> .....   | 64 |
| <u>Tabel</u><br>Table | 2.6.3 | Banyaknya Perkara yang Diterima dan Diselesaikan Menurut Bulan di Kabupaten Asahan, 2021<br><i>Number of Cases Received and Completed by Month In Asahan, 2021</i> .....   | 65 |
| <u>Tabel</u><br>Table | 2.6.4 | Jumlah Perkara Pidana (Termasuk Pelanggaran Lalu Lintas) yang Masuk dan Telah Diputuskan di Pengadilan Negeri Kisaran, 2021<br><i>Number of Reported and Solved Crime Cases Including Traffic Violations in Kisaran State Court, 2021</i> .....  | 66 |
| <u>Tabel</u><br>Table | 2.6.5 | Jumlah Perkara Perdata yang Masuk dan Telah Diputuskan di Pengadilan Negeri Kisaran, 2021<br><i>Number of Reported and Solved Civil Cases in Kisaran State Court, 2021</i> .....   | 67 |
| <u>Tabel</u><br>Table | 2.6.6 | Jumlah Perkara Tindak Pidana dan Tahanan Kejaksaan Negeri Asahan Menurut Jenis Perkara (orang), 2021<br><i>Number of Cases and Asahan State Prosecution's Prisoners by Type of Cases (People), 2021</i> .....                                    | 68 |
| <u>Tabel</u><br>Table | 2.6.7 | Jumlah Perkara Tindak Pidana Umum yang Diselesaikan dan Dieksekusi oleh Kejaksaan Negeri Asahan (orang), 2021<br><i>Number of Cases by General Crimes of Salvation by Asahan State Prosecution's (People), 2021</i> .....                        | 69 |

|                              |        |   |    |
|------------------------------|--------|---|----|
| <u>Tabel</u><br><i>Table</i> | 2.6.8  | Jumlah Perkara Tindak Pidana Khusus yang Diselesaikan dan Dieksekusi oleh Kejaksaan Negeri Asahan (orang), 2021<br><i>Number of Cases by Special Crime of Salvation by Asahan State Prosecution's (People), 2021.....</i>   | 70 |
| <u>Tabel</u><br><i>Table</i> | 2.6.9  | Perkara yang Masuk dan Diputuskan oleh Pengadilan Agama Kisaran, 2021<br><i>Reported and Verdicted Cases by Religious Court of Kisaran, 2021.....</i>   | 71 |
| <u>Tabel</u><br><i>Table</i> | 2.6.10 | Jumlah Talak, Perkara Lain dan Cerai Menurut Kecamatan, 2021<br><i>Number of Separate, Another Cases and Divorce by District, 2021.....</i>   | 73 |
| <u>Tabel</u><br><i>Table</i> | 2.6.11 | Jumlah Peristiwa Kejahatan/Pelanggaran yang Dilaporkan dan Diselesaikan Menurut Jenis Pelanggaran, 2021<br><i>Number of Reported and Solved Crimes by Type of Violations, 2021.....</i>   | 74 |
| <u>Tabel</u><br><i>Table</i> | 2.6.12 | Jumlah Panti Asuhan Menurut Kecamatan, Status, Kapasitas dan Penghuni, 2021<br><i>Number of Orphan Ages by District, Status, Capacity and Occupant, 2021.....</i>   | 76 |
| <u>Tabel</u><br><i>Table</i> | 2.6.13 | Jumlah Penerima Bantuan (Kepala Keluarga) dan Anggaran Bantuan Sosial Pangan Menurut Kecamatan di Kabupaten Asahan, 2020-2021<br><i>Number of Aid Recipients (Head of Household) and Food Social Assistance Budget by Subdistrict in Asahan Regency, 2020-2021.....</i> | 77 |
| <u>Tabel</u><br><i>Table</i> | 2.6.14 | Jumlah Penerima Bantuan (Kepala Keluarga) dan Anggaran Bantuan Sosial Pangan Menurut Kecamatan di Kabupaten Asahan, 2020-2021<br><i>Number of Aid Recipients (Head of Household) and Food Social Assistance Budget by Subdistrict in Asahan Regency, 2020-2021.....</i> | 78 |
| <u>Tabel</u><br><i>Table</i> | 2.6.15 | Jumlah Demonstrasi di Kabupaten Asahan, 2017 – 2021<br><i>Number of Demonstration in the Asahan Regency, 2017-2021 .....</i>  | 79 |
| <u>Tabel</u><br><i>Table</i> | 2.6.16 | Jumlah Kriminalitas di Kabupaten Asahan, 2017 – 2021<br><i>Number of Crime in Asahan Regency, 2017 – 2021.....</i>  | 80 |
| <u>Tabel</u><br><i>Table</i> | 2.6.17 | Jumlah Organisasi Partai Politik, LSM, dan Ormas, 2017 -2021<br><i>Number of Organizations Of Political Parties, Non-Governmental Organizations and Community Organizations, 2017 – 2021.....</i>   | 81 |
| <u>Tabel</u><br><i>Table</i> | 2.6.18 | Rekapitulasi Bencana Alam di Kabupaten Asahan, 2021<br><i>Recapitulation of Natural Disasters in Asahan Regency, 2021.....</i>  | 82 |
| <u>Tabel</u><br><i>Table</i> | 2.6.19 | Rekapitulasi Bencana Alam Kebakaran di Kabupaten Asahan, 2020-2021<br><i>Recapitulation of Natural Disasters in Asahan Regency, 2020-2021.....</i>  | 83 |



|                              |        |  |     |
|------------------------------|--------|--|-----|
| <u>Tabel</u><br><i>Table</i> | 2.6.20 | Jumlah Kerusakan Rumah yang Diakibatkan Bencana Alam di Kabupaten Asahan, 2021<br><i>Number of Damaged Houses Due to Natural Disasters in Asahan Regency, 2021</i> .....   | 84  |
| <u>Tabel</u><br><i>Table</i> | 2.6.21 | Rasio Jumlah Polisi Pamong Praja di Kabupaten Asahan, 2017 – 2021<br><i>Ratio of Number of Police Civil Service in Asahan Regency, 2017-2021</i>   | 85  |
| <u>Tabel</u><br><i>Table</i> | 3.1.1  | Penduduk, Laju Pertumbuhan Penduduk, Distribusi Persentase Penduduk, Rasio Jenis Kelamin Penduduk Menurut Kecamatan di Kabupaten Asahan, 2020 dan 2021<br><i>Population, Population Growth Rate, Percentage Distribution of Population, Population Density, and Population Sex Ratio by Districts in Asahan Regency, 2020 and 2021</i> ..... | 97  |
| <u>Tabel</u><br><i>Table</i> | 3.1.2  | Jumlah Penduduk Menurut Kelompok Umur dan Jenis Kelamin di Kabupaten Asahan (orang), 2021<br><i>Estimate of Population by Type of Age Group and Sex in Asahan Regency (people), 2021</i> .....   | 100 |
| <u>Tabel</u><br><i>Table</i> | 3.1.3  | Jumlah Penduduk Menurut Kecamatan dan Jenis Kelamin Di Kabupaten Asahan (orang), 2021<br><i>Population by District and Sex in Asahan Regency (people), 2021</i> .....  | 101 |
| <u>Tabel</u><br><i>Table</i> | 3.1.4  | Jumlah Desa Pantai Menurut Kecamatan, 2021<br><i>Number of Coast Village by District, 2021</i> .....   | 102 |
| <u>Tabel</u><br><i>Table</i> | 3.1.5  | Persentase Penduduk Usia 10 Tahun ke Atas Menurut Ijazah/STTB Tertinggi yang Dimiliki, 2020 - 2021<br><i>Percentage of Population Aged 10 Years and Over by Certificate of Attainment, 2020 – 2021</i> .....   | 103 |
| <u>Tabel</u><br><i>Table</i> | 3.1.6  | Proporsi Penduduk Perempuan Usia 10 Tahun ke Atas yang Pernah Kawin Menurut Usia Perkawinan Pertama di Kabupaten Asahan, 2020 - 2021<br><i>Proportion of Female Population Age 10 Years and Over Who Ever Married by Age at First Marriage in Asahan Regency, 2020 – 2021</i> .....  | 104 |
| <u>Tabel</u><br><i>Table</i> | 3.1.7  | Persentase Penduduk Usia 10 Tahun ke Atas Menurut Status Perkawinan di Kabupaten Asahan, 2021<br><i>Percentage of Population Aged 10 Years and Over by Marriage Status, 2021</i> .....   | 105 |
| <u>Tabel</u><br><i>Table</i> | 3.2.1  | Penduduk Berumur 15 Tahun ke Atas Menurut Jenis Kegiatan Selama Seminggu yang Lalu dan Jenis Kelamin di Kabupaten Asahan (orang), 2021<br><i>Population 15 Years and Over by Type of Activity During Previous Week and Sex in Asahan Regency (people), 2021</i> .....  | 106 |

|                              |       |   |     |
|------------------------------|-------|---|-----|
| <u>Tabel</u><br><i>Table</i> | 3.2.2 | Jumlah Angkatan Kerja Menurut Pendidikan Tertinggi yang Ditamatkan dan Jenis Kegiatan Selama Seminggu yang Lalu di Kabupaten Asahan (orang), 2021<br><i>Number of Labour Force by Type of Activity and Educational Attainment in Asahan Regency (people), 2021</i> .....  | 107 |
| <u>Tabel</u><br><i>Table</i> | 3.2.3 | Penduduk Berumur 15 Tahun ke Atas yang Bekerja Selama Seminggu yang Lalu Menurut Status Pekerjaan Utama dan Jenis Kelamin di Kabupaten Asahan (orang), 2021<br><i>Population Aged 15 Years and Over Who Workked During The Previous Week by Main Employment Status and Sex in Asahan Regency (people), 2021</i> ..... | 108 |
| <u>Tabel</u><br><i>Table</i> | 3.2.4 | Penduduk Berumur 15 Tahun ke Atas Menurut Jenis Kegiatan Selama Seminggu yang Lalu di Kabupaten Asahan (orang), 2019-2021<br><i>Population 15 Years and Over by Type of Activity During Previous Week In Asahan Regency (people), 2019-2021</i> .....   | 109 |
| <u>Tabel</u><br><i>Table</i> | 3.2.5 | Penduduk Berumur 15 Tahun ke Atas yang Bekerja Menurut Kelompok Umur dan Jenis Kelamin di Kabupaten Asahan, 2021<br><i>Population 15 Years and Over Who Worked by Group of Age and Sex in Asahan Regency, 2021</i> .....  | 110 |
| <u>Tabel</u><br><i>Table</i> | 3.2.6 | Penduduk Berumur 15 Tahun ke Atas yang Bekerja Menurut Lapangan Pekerjaan Utama dan Jenis Kelamin di Kabupaten Asahan (orang), 2021<br><i>Population 15 Years and Over Who Worked by Main Industry and Sex In Asahan Regency (people), 2021</i> .....   | 111 |
| <u>Tabel</u><br><i>Table</i> | 3.2.7 | Persentase Penduduk Umur 15 Tahun ke Atas yang Bekerja Menurut Status Pekerjaan Utama dan Jenis Kelamin di Kabupaten Asahan, 2021<br><i>Percentage of Working Population Aged 15 Years and Over by Job Status Key and Over by Industry and Sex in Asahan Regency, 2021</i> .....                                      | 112 |
| <u>Tabel</u><br><i>Table</i> | 3.2.8 | Jumlah Pengangguran Terbuka Menurut Tingkat Pendidikan yang Ditamatkan di Kabupaten Asahan (orang), 2021<br><i>Number of Unemployment by Educational Attainment in Asahan Regency (people), 2021</i> .....  | 113 |
| <u>Tabel</u><br><i>Table</i> | 3.2.9 | Jumlah Pencari Kerja yang Terdaftar dan yang Dapat Ditempatkan Menurut Tingkat Pendidikan yang Ditamatkan dan Jenis Kelamin Di Kabupaten Asahan (orang), 2021<br><i>Number of Registered Job Seekers and What You Can Issued by Level of Educational Attainment and Sex in Asahan Regency (people), 2021</i> .....    | 114 |

|                              |        |   |     |
|------------------------------|--------|---|-----|
| <u>Tabel</u><br><i>Table</i> | 3.2.10 | Jumlah Pencari Kerja yang Terdaftar dan yang Belum Ditempatkan Serta Lowongan yang Belum Dipenuhi Menurut Jabatan Di Kabupaten Asahan (orang), 2021<br><i>Number of Registered Job Seekers and Job Vacancy by Occupation in Asahan Regency (people), 2021.....</i>  | 115 |
| <u>Tabel</u><br><i>Table</i> | 3.2.11 | Jumlah Lowongan Kerja Menurut Status, Jenis Kelamin dan Sektor Lapangan Usaha di Kabupaten Asahan, 2021<br><i>Number of Job Vacancy by Status, Sex and Industrial Origin in Asahan Originil, 2021.....</i>  | 116 |
| <u>Tabel</u><br><i>Table</i> | 3.2.12 | Jumlah Tenaga Kerja Warga Negara Asing Menurut Izin Kerja dan Kewarganegaraan (orang), 2021<br><i>Number of Foreign by Working Permit and Citizenship (people), 2021....</i>  | 117 |
| <u>Tabel</u><br><i>Table</i> | 3.2.13 | Jumlah Tenaga Kerja Warga Negara Asing Menurut Izin Usaha dan Jabatan (orang), 2021<br><i>Number of Foreign Resident by Working Permit and Occupation (people), 2021.....</i>   | 118 |
| <u>Tabel</u><br><i>Table</i> | 3.2.14 | Jumlah Perusahaan dan Tenaga Kerja Terdaftar Sesuai UU No.7 Tahun 1981 dan yang Terkena PHK Menurut Kecamatan, 2021<br><i>Number of Enterprises and Registered Employees Appropriate with 'UU No,7 1981' and severed Contract Workers by District, 2021.....</i>  | 119 |
| <u>Tabel</u><br><i>Table</i> | 3.2.15 | Jumlah Perusahaan dan Tenaga Kerja Menurut Kecamatan, 2021<br><i>Number of Enterprises and Employees by District, 2021.....</i>   | 120 |
| <u>Tabel</u><br><i>Table</i> | 4.1.1  | Jumlah Sekolah, Murid dan Guru Taman Kanak-Kanak (TK) di Bawah Kementerian Pendidikan dan Kebudayaan Menurut Kecamatan di Kabupaten Asahan, 2020/2021 dan 2021/2022<br><i>Number of Schools, Teachers and Pupils in Kindergarten Under The Ministry of Education and Culture by Subdistrict in Asahan Regency, 2020/2021 and 2021/2022.....</i> | 136 |
| <u>Tabel</u><br><i>Table</i> | 4.1.2  | Jumlah Sekolah, Guru dan Murid Raudatul Athfal (RA) di bawah Kementrian Agama Menurut Kecamatan di Kabupaten Asahan, 2019/2020 dan 2020/2021<br><i>Number of Schools, Teachers and Pupils in Raudatul Athfal (RA) Under The Ministry of Religious Affairs by Subdistrict in Asahan Regency, 2019/2020 and 2020/2021.....</i>                    | 139 |
| <u>Tabel</u><br><i>Table</i> | 4.1.3  | Jumlah Sekolah, Guru dan Murid Sekolah Dasar (SD) di Bawah Kementerian Pendidikan dan Kebudayaan Menurut Kecamatan di Kabupaten Asahan, 2020/2021 dan 2021/2022<br><i>Number of Schools, Teachers Pupils in Primary Schools Under The Ministry of Education and Culture by Subdistrict in Asahan Regency, 2020/2021 and 2021/2022.....</i>      | 140 |

|                       |        |   |     |
|-----------------------|--------|---|-----|
| <u>Tabel</u><br>Table | 4.1.4  | Jumlah Sekolah, Guru dan Murid Madrasah Ibtidaiyah (MI) di bawah Kementerian Agama Menurut Kecamatan di Kabupaten Asahan, 2019/2020 dan 2020/2021<br><i>Number of Schools, Teachers and Pupils in Madrasah Ibtidaiyah (MI) Under The Ministry of Religious Affairs by Subdistrict in Asahan Regency, 2019/2020 and 2020/2021</i> .....                          | 143 |
| <u>Tabel</u><br>Table | 4.1.5  | Jumlah Sekolah Guru dan Murid Sekolah Menengah Pertama (SMP) di Bawah Kementerian Pendidikan dan Kebudayaan Menurut Kecamatan di Kabupaten Asahan, 2020/2021 dan 2021/2022<br><i>Number of Schools, Teachers Pupils in Junior High Schools Under The Ministry of Education and Culture by Subdistrict in Asahan Regency, 2020/2021 and 2021/2022</i> .....      | 146 |
| <u>Tabel</u><br>Table | 4.1.6  | Jumlah Sekolah, Guru dan Murid Madrasah Tsanawiyah (MTs) di bawah Kementerian Agama Menurut Kecamatan di Kabupaten Asahan, 2019/2020 dan 2020/2021<br><i>Number of Schools, Teachers and Pupils in Madrasah Tsanawiyah (MTs) Under The Ministry of Religious Affairs by Subdistrict in Asahan Regency, 2019/2020 and 2020/2021</i> .....                        | 149 |
| <u>Tabel</u><br>Table | 4.1.7  | Jumlah Sekolah Guru dan Murid Sekolah Menengah Atas (SMA) di Bawah Kementerian Pendidikan dan Kebudayaan Menurut Kecamatan di Kabupaten Asahan, 2020/2021 dan 2021/2022<br><i>Number of Schools, Teachers Pupils in Senior High Schools Under The Ministry of Education and Culture by Subdistrict in Asahan Regency, 2020/2021 and 2021/2022</i> .....         | 152 |
| <u>Tabel</u><br>Table | 4.1.8  | Jumlah Sekolah Guru dan Murid Sekolah Menengah Kejuruan (SMK) di Bawah Kementerian Pendidikan dan Kebudayaan Menurut Kecamatan di Kabupaten Asahan, 2020/2021 dan 2021/2022<br><i>Number of Schools, Teachers Pupils in Vocational High Schools Under The Ministry of Education and Culture by Subdistrict in Asahan Regency, 2020/2021 and 2021/2022</i> ..... | 155 |
| <u>Tabel</u><br>Table | 4.1.9  | Jumlah Sekolah, Guru dan Murid Madrasah Aliyah (MA) di bawah Kementerian Agama Menurut Kecamatan di Kabupaten Asahan, 2019/2020 dan 2020/2021<br><i>Number of Schools, Teachers and Pupils in Madrasah Aliyah (MA) Under The Ministry of Religious Affairs by Subdistrict in Asahan Regency, 2019/2020 and 2020/2021</i> .....                                  | 158 |
| <u>Tabel</u><br>Table | 4.1.10 | Jumlah Desa/Kelurahan yang Memiliki Fasilitas Sekolah Menurut Kecamatan dan Tingkat Pendidikan di Kabupaten Asahan, 2019 – 2021<br><i>Number of Villages Having Educational Facilities by Subdistrict and Educational Level in Asahan Regency, 2019 – 2021</i> .....  | 161 |

|                       |        |  |     |
|-----------------------|--------|--|-----|
| <u>Tabel</u><br>Table | 4.1.11 | Angka Partisipasi Murni (APM) dan Angka Partisipasi Kasar (APK) Menurut Jenjang Pendidikan di Kabupaten Asahan, 2021<br><i>Net Enrollment Ratio And Gross Enrollment Ratios by Level of Education in Asahan Regency, 2021</i> .....        | 164 |
| <u>Tabel</u><br>Table | 4.1.12 | Jumlah Peserta Program Keaksaraan Fungsional (KF) di Kabupaten Asahan (orang), 2017-2021<br><i>Number of Functional Literacy Program Participants in Asahan Regency (people), 2017-2021</i> .....  | 165 |
| <u>Tabel</u><br>Table | 4.1.13 | Jumlah Mahasiswa dan Dosen Menurut Fakultas di Universitas Asahan (orang), 2019/2020 – 2021/2022<br><i>Number of Students and Lecturers by Faculty in University of Asahan (people), 2019/2020 – 2021/2022</i> .....                       | 166 |
| <u>Tabel</u><br>Table | 4.1.14 | Jumlah Mahasiswa dan Dosen Menurut Fakultas di Majelis Pendidikan Tinggi Muhammadiyah (orang), 2019 - 2021<br><i>Number of Students and Lecturers by Faculty in Muhammadiyah High Education Board (people), 2019 – 2021</i> .....          | 167 |
| <u>Tabel</u><br>Table | 4.1.15 | Jumlah Mahasiswa dan Dosen Menurut Fakultas di Institut Agama Islam Da'ar Al Uluum Asahan (orang), 2019 – 2021<br><i>Number of Student, and Lecturers by Faculty in Daar Al Ulum Islamic Institute of Asahan (people), 2019–2021</i> ..... | 168 |
| <u>Tabel</u><br>Table | 4.1.16 | Jumlah Mahasiswa Perguruan Tinggi Swasta di Kabupaten Asahan (orang), 2017 - 2021<br><i>Number of Private Higher Education Students in Asahan Regency (people), 2017 – 2021</i> .....  | 169 |
| <u>Tabel</u><br>Table | 4.1.17 | Jumlah Dosen Perguruan Tinggi Swasta di Kabupaten Asahan, 2017-2021<br><i>Number of Private Higher Education Students in Asahan Regency, 2017 – 2021</i> .....   | 170 |
| <u>Tabel</u><br>Table | 4.1.18 | Jumlah Gedung, Bilik, Pelajar dan Guru/Pengajar Akademi Keperawatan Kabupaten Asahan, 2017 - 2021<br><i>Number of Building, Classrooms, Pupils and Lecturers of Asahan Regency Nursing Academy, 2017 – 2021</i> .....                      | 171 |
| <u>Tabel</u><br>Table | 4.1.19 | Jumlah Buku Kantor Perpustakaan, Arsip dan Dokumentasi Kabupaten Asahan, 2021<br><i>Number of Offices Book Library, Archives and Documentation in Asahan Regency, 2021</i> .....   | 172 |
| <u>Tabel</u><br>Table | 4.1.20 | Jumlah Pengunjung Kantor Perpustakaan, Arsip dan Dokumentasi Kabupaten Asahan (orang), 2021<br><i>Number of Visitors Library Office, Archives and Documentation in Asahan Regency (people), 2021</i> .....                                 | 175 |

|                              |        |  |     |
|------------------------------|--------|--|-----|
| <u>Tabel</u><br><i>Table</i> | 4.1.21 | Data Teknis Dinas Pemuda, Olahraga dan Pariwisata di Kabupaten Asahan, 2019 – 2021<br><i>Technical Data Department of Youth, Sports and Tourism in Asahan Regency, 2019 - 2021</i> .....   | 178 |
| <u>Tabel</u><br><i>Table</i> | 4.2.1  | Jumlah Desa/Kelurahan Yang Memiliki Sarana Kesehatan Menurut Kecamatan di Kabupaten Asahan, 2019 – 2021<br><i>Number of Villages Having Health Facilities by Subdistrict in Asahan Regency, 2019 – 2021</i> .....  | 179 |
| <u>Tabel</u><br><i>Table</i> | 4.2.2  | Jumlah Tenaga Kesehatan Menurut Kecamatan, 2021<br><i>Number of Medical Personal by Subdistrict, 2021</i> .....  | 182 |
| <u>Tabel</u><br><i>Table</i> | 4.2.3  | Jumlah Rumah Sakit Umum, Rumah Sakit Khusus, Rumah Sakit/Rumah Bersalin, Puskesmas, Klinik/Balai Kesehatan, Posyandu, dan Polindes Menurut Kecamatan di Kabupaten Asahan, 2020 dan 2021<br><i>Number of General Hospital, Special Hospital, and Public Health Center by Subdistrict in Asahan Regency, 2020 and 2021</i> ..... | 183 |
| <u>Tabel</u><br><i>Table</i> | 4.2.4  | Jumlah Fasilitas Kesehatan di Kabupaten Asahan, 2018 - 2021<br><i>Number of Health Facilities in Asahan Regency, 2018 – 2021</i> .....   | 185 |
| <u>Tabel</u><br><i>Table</i> | 4.2.5  | Jumlah Tenaga Kesehatan Menurut Unit Kerja dan Sarana Pelayanan Kesehatan di Kabupaten Asahan, 2021<br><i>Number of Medical Peoplenels by Work Unit Health and Medical Services in Asahan Regency, 2021</i> .....  | 186 |
| <u>Tabel</u><br><i>Table</i> | 4.2.6  | Jumlah Dokter Spesialis, Dokter Umum, dan Dokter Gigi di Sarana Pelayanan Kesehatan Kabupaten Asahan, 2021<br><i>Number of Specialist Doctors, General Doctors and Dentists in Health Service Facilities of Asahan Regency, 2021</i> .....   | 188 |
| <u>Tabel</u><br><i>Table</i> | 4.2.7  | Jumlah Balita yang Pernah Mendapat Imunisasi di Kabupaten Asahan, 2021<br><i>Number of Children Ever Been Immunized in Asahan Regency, 2021</i> .....  | 189 |
| <u>Tabel</u><br><i>Table</i> | 4.2.8  | Sepuluh Penyakit Terbesar di Kabupaten Asahan, 2021<br><i>Ten Biggest Disease in Asahan Regency, 2021</i> .....  | 191 |
| <u>Tabel</u><br><i>Table</i> | 4.2.9  | Jumlah Balita dan Bergizi Buruk Menurut Kecamatan di Kab. Asahan, 2021<br><i>Number of Toddlers and Nutritious Bad By District in Asahan Regency, 2021</i> .....   | 192 |

|                              |        |   |     |
|------------------------------|--------|---|-----|
| <u>Tabel</u><br><i>Table</i> | 4.2.10 | Jumlah Ibu Hamil, Melakukan Kunjungan K1, Melakukan Kunjungan K4, KEK, dan Mendapat Tablet Zat Besi (Fe) di Kabupaten Asahan, 2017 - 2021<br><i>Number of Pregnant Women, Do visit K1, Conducting Visits K4, KEK, and Got Tablet Iron (Fe) in Asahan Regency, 2017 –2021.....</i>                                 | 193 |
| <u>Tabel</u><br><i>Table</i> | 4.2.11 | Jumlah Kasus HIV/AIDS, IMS, DBD, Diare, TB, dan Malaria Menurut Kecamatan di Kabupaten Asahan, 2021<br><i>Number of Cases of HIV / AIDS, Sexually Transmitted Infections, Dengue, Diarrhea, TB, and Malaria By District in Asahan Regency, 2021.....</i>  | 194 |
| <u>Tabel</u><br><i>Table</i> | 4.2.12 | Jumlah Rumah Sakit Umum Menurut Kecamatan (unit), 2021<br><i>Number of Public Health Centers and a Kind by District (unit), 2021.....</i>   | 195 |
| <u>Tabel</u><br><i>Table</i> | 4.2.13 | Jumlah Pusat Kesehatan Masyarakat dan Sejenisnya Menurut Kecamatan di Kabupaten Asahan (unit), 2021<br><i>Number of Public Health Centers and a Kind by District in Asahan Regency (unit), 2021.....</i>  | 196 |
| <u>Tabel</u><br><i>Table</i> | 4.2.14 | Jumlah Tenaga Dokter Pemerintah dan Swasta Menurut Kecamatan di Kabupaten Asahan (orang), 2021<br><i>Number of State and Private Physicians by District in Asahan Regency (people), 2021.....</i>   | 197 |
| <u>Tabel</u><br><i>Table</i> | 4.2.15 | Jumlah Apoteker, Sarjana Lain dan Tenaga Administrasi Menurut Kecamatan di Kabupaten Asahan (orang), 2021<br><i>Number of Dispenseries, Pharmacies, Other Non Medical Graduates and Administration Workers by District in Asahan Regency (people), 2021.....</i>  | 198 |
| <u>Tabel</u><br><i>Table</i> | 4.2.16 | Jumlah Bidan dan Perawat Pemerintah Menurut Kecamatan di Kabupaten Asahan (orang), 2021<br><i>Number of State Midwife and Nurse by District in Asahan Regency (people), 2021.....</i>   | 200 |
| <u>Tabel</u><br><i>Table</i> | 4.2.17 | Jumlah Bayi Baru Lahir, Kematian Bayi, dan Kematian Ibu di Kabupaten Asahan, 2021<br><i>The Number of Infant Borns, Infant Deaths, and Maternal Deaths in Asahan Regency, 2021.....</i>   | 201 |
| <u>Tabel</u><br><i>Table</i> | 4.2.18 | Banyaknya Klinik Keluarga Berencana (KKB) dan Pembantu Pembina Pelayanan Keluarga Berencana Desa (PPKBD) Menurut Kecamatan di Kabupaten Asahan (unit), 2021<br><i>Number of Family Planning Clinic (KKB) and the Postal Village Family Planning Services(PPKBD) by District in Asahan Regency (unit), 2021...</i> | 202 |

|                              |        |  |     |
|------------------------------|--------|--|-----|
| <u>Tabel</u><br><i>Table</i> | 4.2.19 | Banyaknya Pasangan Usia Subur dan Peserta KB Aktif Menurut Kecamatan di Kabupaten Asahan, 2021<br><i>Number of Fertile Age Couple and Family Planning Active By District in Asahan Regency, 2021</i> .....   | 203 |
| <u>Tabel</u><br><i>Table</i> | 4.2.20 | Program Keluarga Berencana di Kabupaten Asahan, 2010 - 2021<br><i>Family Planning Program in Asahan Regency, 2010 - 2021</i> .....   | 205 |
| <u>Tabel</u><br><i>Table</i> | 4.2.21 | Jumlah Klinik Keluarga Berencana dan Akseptor Aktif Menurut Alat Kontrasepsi yang Digunakan dan Kecamatan di Kabupaten Asahan, 2021<br><i>Number of Clinic and Active Acceptors by Type of Contraceptive Used and Districs in Asahan Regency, 2021</i> ..... | 206 |
| <u>Tabel</u><br><i>Table</i> | 4.2.22 | Jumlah Akseptor KB Baru Menurut Alat Kontrasepsi yang Digunakan dan Kecamatan di Kabupaten Asahan, 2021<br><i>Number of New Acceptors by Contraceptive Used and District in Asahan Regency, 2021</i> .....   | 208 |
| <u>Tabel</u><br><i>Table</i> | 4.2.23 | Jumlah Institusi Masyarakat Menurut Kecamatan di Kabupaten Asahan, 2021<br><i>Number of Society Institutions by District in Asahan Regency, 2021</i> .....   | 210 |
| <u>Tabel</u><br><i>Table</i> | 4.2.24 | Jumlah Kasus Kekerasan Menurut Kecamatan di Kabupaten Asahan, 2021<br><i>Number of Cases of Violence by District in Asahan Regency, 2021</i> .....   | 211 |
| <u>Tabel</u><br><i>Table</i> | 4.2.25 | Jumlah Kelompok Kegiatan (POKTAN) Menurut Kecamatan di Kabupaten Asahan, 2021<br><i>Number of Activity Group by District in Asahan Regency, 2021</i> .....   | 212 |
| <u>Tabel</u><br><i>Table</i> | 4.3.1  | Jumlah Tempat Peribadatan Menurut Kecamatan di Kabupaten Asahan (unit), 2021<br><i>Number of Places of Worship by Sub District and Religion in Asahan Regency (unit), 2021</i> .....   | 213 |
| <u>Tabel</u><br><i>Table</i> | 4.3.2  | Jumlah Desa/Kelurahan yang Mengalami Bencana Alam <sup>1</sup> Menurut Kecamatan di Kabupaten Asahan, 2019 – 2021<br><i>Number of Villages that Had Natural Disaster<sup>1</sup> by Subdistrict in Asahan Regency, 2019 – 2021</i> .....                     | 214 |
| <u>Tabel</u><br><i>Table</i> | 4.3.3  | Jumlah Jemaah Haji Menurut Kecamatan di Kabupaten Asahan (orang), 2021<br><i>Number of Moslem Pilgrims by District in Asahan Regency (people), 2021</i> .....  | 216 |
| <u>Tabel</u><br><i>Table</i> | 4.3.4  | Jumlah Jemaah Haji dan ONH Melalui Transportasi Udara, 2008 - 2021<br><i>Number of Moslem Pilgrims and Cost by Air Transportation, 2008 - 2021</i> .....   | 217 |



|                              |       |  |     |
|------------------------------|-------|--|-----|
| <u>Tabel</u><br><i>Table</i> | 4.4.1 | Garis Kemiskinan dan Penduduk Miskin di Kabupaten Asahan, 2014 – 2021<br><i>Poverty Line and the Poor in the Asahan Regency, 2014 -2021.....</i>   | 218 |
| <u>Tabel</u><br><i>Table</i> | 4.4.2 | Indeks Kedalaman Kemiskinan dan Indeks Keparahan Kemiskinan di Kabupaten Asahan, 2014 – 2021<br><i>Poverty Gap Index and Poverty Severity Index in Asahan Regency, 2014 – 2021.....</i>  | 219 |
| <u>Tabel</u><br><i>Table</i> | 5.1.1 | Luas Panen Tanaman Sayuran Menurut Kecamatan dan Jenis Tanaman Di Kabupaten Asahan (ha), 2020 dan 2021<br><i>Vegetables Harvested Area by District and Type of Vegetables in Asahan Regency (ha), 2020 and 2021.....</i>                                   | 238 |
| <u>Tabel</u><br><i>Table</i> | 5.1.2 | Produksi Tanaman Sayuran Menurut Kecamatan dan Jenis Tanaman Di Kabupaten Asahan (ton), 2020 dan 2021<br><i>Vegetable Production by District and Types of Vegetables (ton), 2020 and 2021.....</i>   | 242 |
| <u>Tabel</u><br><i>Table</i> | 5.1.3 | Luas Panen Tanaman Sayuran dan Buah-Buahan Semusim Menurut Jenis Tanaman (ha) di Kabupaten Asahan, 2018 - 2021<br><i>Harvested Area of Seasonal Vegetables and Fruits by Kind of Plant (ha) in Asahan Regency, 2018-2021.....</i>                          | 246 |
| <u>Tabel</u><br><i>Table</i> | 5.1.4 | Produksi Tanaman Sayuran dan Buah–Buahan Semusim Menurut Jenis Tanaman (kuintal) di Kabupaten Asahan, 2018 – 2021<br><i>Production of Seasonal Vegetables and Fruits by Kind of Plant (quintal) in Asahan Regency, 2018 – 2021.....</i>                    | 247 |
| <u>Tabel</u><br><i>Table</i> | 5.1.5 | Luas Panen Tanaman Biofarmaka Menurut Kecamatan dan Jenis Tanaman di Kabupaten Asahan (m <sup>2</sup> ), 2020 dan 2021<br><i>Harvested Area of Medicinal Plants by Subdistrict and Kind of Plant in Asahan Regency (m<sup>2</sup>), 2020 and 2021.....</i> | 248 |
| <u>Tabel</u><br><i>Table</i> | 5.1.6 | Produksi Tanaman Biofarmaka Menurut Kecamatan dan Jenis Tanaman di Kabupaten Asahan (kg), 2020 dan 2021<br><i>Production of Medicinal Plants by Subdistrict and Kind of Plant in Asahan Regency (kg), 2020 and 2021.....</i>                               | 253 |
| <u>Tabel</u><br><i>Table</i> | 5.1.7 | Luas Panen Tanaman Biofarmaka Menurut Jenis Tanaman (m <sup>2</sup> ) di Kabupaten Asahan, 2018 - 2021<br><i>Harvested Area of Medicinal Plants by Kind of Plant (m<sup>2</sup>) in Asahan Regency, 2018 – 2021.....</i>                                   | 258 |
| <u>Tabel</u><br><i>Table</i> | 5.1.8 | Produksi Tanaman Biofarmaka Menurut Jenis Tanaman (kg) di Kabupaten Asahan, 2018 – 2021<br><i>Production of Medicinal Plants by Kind of Plant (kg) di Asahan Regency, 2018 – 2021.....</i>   | 259 |

|                              |        |  |     |
|------------------------------|--------|--|-----|
| <u>Tabel</u><br><i>Table</i> | 5.1.9  | Luas Panen Tanaman Hias Menurut Kecamatan dan Jenis Tanaman di Kabupaten Asahan (m <sup>2</sup> ), 2020 dan 2021<br><i>Harvested Area of Ornamental Plants by Subdistrict and Kind of Plant in Asahan Regency (m<sup>2</sup>), 2020 and 2021</i> ..... | 260 |
| <u>Tabel</u><br><i>Table</i> | 5.1.10 | Produksi Tanaman Hias Menurut Kecamatan dan Jenis Tanaman di Kabupaten Asahan (m <sup>2</sup> ), 2020 dan 2021<br><i>Production of Ornamental Plants by Subdistrict and Kind of Plant in Asahan Regency (m<sup>2</sup>), 2020 and 2021</i> .....       | 261 |
| <u>Tabel</u><br><i>Table</i> | 5.1.11 | Luas Panen Tanaman Hias Menurut Jenis Tanaman (m <sup>2</sup> ) di Kabupaten Asahan, 2020 dan 2021<br><i>Harvested Area of Ornamental Plants by Kind of Plant (m<sup>2</sup>) in Asahan Regency, 2020 and 2021</i> .....                               | 262 |
| <u>Tabel</u><br><i>Table</i> | 5.1.12 | Produksi Tanaman Hias Menurut Jenis Tanaman (m <sup>2</sup> ) di Kabupaten Asahan, 2020 dan 2021<br><i>Production of Ornamental Plants by Kind of Plant (m<sup>2</sup>) in Asahan Regency, 2020 and 2021</i> .....                                     | 263 |
| <u>Tabel</u><br><i>Table</i> | 5.1.13 | Produksi Buah-buahan Menurut Jenis Tanaman Menurut Kecamatan di Kabupaten Asahan (kuintal), 2020 dan 2021<br><i>Production of Fruits by Kind of Plant by Subdistrict in Asahan Regency (quintal), 2020 and 2021</i> .....                              | 264 |
| <u>Tabel</u><br><i>Table</i> | 5.1.14 | Produksi Buah–Buahan dan Sayuran Tahunan Menurut Jenis Tanaman di Kabupaten Asahan (kuintal), 2020 – 2021<br><i>Production of Annual Fruits and Vegetables by Kind of Plant in Asahan Regency (quintal), 2020 – 2021</i> .....                         | 272 |
| <u>Tabel</u><br><i>Table</i> | 5.1.15 | Luas Panen Tanaman Sayuran Menurut Kecamatan dan Jenis Sayuran Di Kabupaten Asahan (ha), 2021<br><i>Vegetables Harvested Area by District and Type of Vegetables in Asahan Regency (ha), 2021</i> .....  | 273 |
| <u>Tabel</u><br><i>Table</i> | 5.1.16 | Produksi Tanaman Sayuran Menurut Kecamatan dan Jenis Sayuran Di Kabupaten Asahan (ton), 2021<br><i>Vegetable Production by District and Types of Vegetables (ton), 2021</i> ....   | 276 |
| <u>Tabel</u><br><i>Table</i> | 5.1.17 | Luas Tanam, Luas Panen, Produksi dan Rata-Rata Produksi Sayur-Sayuran Menurut Jenisnya, 2021<br><i>Planted Area, Harvested Area, Production and Average Yield per Hectare of Vegetables, 2021</i> .....  | 279 |
| <u>Tabel</u><br><i>Table</i> | 5.1.18 | Produksi Buah-buahan Menurut Kecamatan dan Jenis Buah di Kabupaten Asahan (ton), 2021<br><i>Fruit production by District and Type of Fruit in Asahan Regency (ton), 2021</i> .....   | 280 |

|                              |        |  |     |
|------------------------------|--------|--|-----|
| <u>Tabel</u><br><i>Table</i> | 5.1.19 | Produksi Buah-Buahan dan Banyaknya Pohon yang Menghasilkan Menurut Jenis Tanaman, 2021<br><i>Production of Fruit Number of Productive Trees by Type of Crops, 2021</i>   | 282 |
| <u>Tabel</u><br><i>Table</i> | 5.2.1  | Luas Tanaman Perkebunan Rakyat Menurut Kecamatan dan Jenis Tanaman Di Kabupaten Asahan (ha), 2020-2021<br><i>Plantation Crop Area by District and Type of Plants in Asahan Regency (ha), 2020-2021</i> .....                             | 283 |
| <u>Tabel</u><br><i>Table</i> | 5.2.2  | Produksi Tanaman Perkebunan Rakyat Menurut Kecamatan dan Jenis Tanaman Di Kabupaten Asahan (ton), 2020-2021<br><i>Production of Plantation Crops Smallholder by District And Type of Plants in Asahan Regency (ton), 2020-2021</i> ..... | 285 |
| <u>Tabel</u><br><i>Table</i> | 5.2.3  | Luas Tanaman dan Produksi Karet Tanaman Perkebunan Rakyat Menurut Kecamatan, 2021<br><i>Planted Area and Production of Rubber Smallholders Estates by District, 2021</i> .....   | 287 |
| <u>Tabel</u><br><i>Table</i> | 5.2.4  | Luas Tanaman dan Produksi Kelapa Sawit Tanaman Perkebunan Rakyat Menurut Kecamatan, 2021<br><i>Planted Area and Production of Oil Palm Smallholders Estates by District, 2021</i> .....  | 288 |
| <u>Tabel</u><br><i>Table</i> | 5.2.5  | Luas Tanaman dan Produksi Kelapa Tanaman Perkebunan Rakyat Menurut Kecamatan, 2021<br><i>Planted Area and Production of Coconuts Smallholder Estates by District, 2021</i> .....   | 289 |
| <u>Tabel</u><br><i>Table</i> | 5.2.6  | Luas Tanaman dan Produksi Coklat Tanaman Perkebunan Rakyat Menurut Kecamatan, 2021<br><i>Planted Area and Production of Cocoa Smallholder Estates by District, 2021</i> .....  | 290 |
| <u>Tabel</u><br><i>Table</i> | 5.2.7  | Produksi Tanaman Perkebunan Rakyat (ton), 2017 – 2021<br><i>Production of Smallholder Estates (ton), 2017 – 2021</i> .....   | 291 |
| <u>Tabel</u><br><i>Table</i> | 5.2.8  | Luas Tanaman dan Produksi Perkebunan Besar Swasta/ PTPN Menurut Jenis Tanaman, 2021<br><i>Planted Area and Production of State/Estates by Type of Crops, 2021</i> ..   | 292 |
| <u>Tabel</u><br><i>Table</i> | 5.2.9  | Luas Tanaman Perkebunan Besar Swasta/PTPN Menurut Jenis Tanaman (ha), 2021<br><i>Planted Area of State/Estates by Type of Crops, (ha), 2021</i> .....  | 293 |
| <u>Tabel</u><br><i>Table</i> | 5.3.1  | Luas Lahan Sawah Menurut Jenis Pengairan dan Kecamatan Di Kabupaten Asahan (ha), 2021<br><i>Rice Land Area by Types of Irrigation and Distric in Asahan Regency (ha), 2021</i> .....   | 294 |

|                              |        |  |     |
|------------------------------|--------|--|-----|
| <u>Tabel</u><br><i>Table</i> | 5.3.2  | Luas Lahan Kering Menurut Penggunaan Lahan dan Kecamatan di Kabupaten Asahan (ha), 2021<br><i>Dry Land Area by Using Land and District in Asahan Regency (ha), 2021.....</i>   | 295 |
| <u>Tabel</u><br><i>Table</i> | 5.3.3  | Luas Penggunaan Lahan Kering dan Lahan Sawah Menurut Kecamatan di Kabupaten Asahan (ha), 2021<br><i>Extensive Use of Land Area by District in Asahan Regency (ha) 2021....</i>   | 297 |
| <u>Tabel</u><br><i>Table</i> | 5.3.4  | Luas Tanam dan Luas Panen Padi Sawah dan Padi Ladang Menurut Kecamatan (ha), 2021<br><i>Planted Area and Harvested of Wetland and Dryland Rice by District (ha), 2021.....</i>   | 298 |
| <u>Tabel</u><br><i>Table</i> | 5.3.5  | Luas Tanam dan Luas Panen Jagung dan Kedelai Menurut Kecamatan (ha), 2021<br><i>Planted Area and Harvested Area Hectare of Maize and Soybeans by District (ha), 2021.....</i>  | 299 |
| <u>Tabel</u><br><i>Table</i> | 5.3.6  | Luas Tanam dan Luas Panen Kacang Tanah dan Kacang Hijau Menurut Kecamatan (ha), 2021<br><i>Planted Area and Harvested Area Hectare of Peanuts and Small Green by District (ha), 2021.....</i>                                  | 300 |
| <u>Tabel</u><br><i>Table</i> | 5.3.7  | Luas Tanam dan Luas Panen Ubi Kayu dan Ubi Jalar Menurut Kecamatan (ha), 2021<br><i>Planted Area and Harvested Area Hectare of Cassava and Sweet Potatoes by District (ha), 2021.....</i>                                      | 301 |
| <u>Tabel</u><br><i>Table</i> | 5.3.8  | Luas Tanam, Luas Panen, Produksi dan Rata-Rata Produksi Bahan Makanan Menurut Jenis Komoditi, 2021<br><i>Planted Area, Harvested Area, Production and Average Yield per Hectare of Food Crops by Type of Crops, 2021 .....</i> | 302 |
| <u>Tabel</u><br><i>Table</i> | 5.3.9  | Luas Areal, Luas Tanam, Luas Panen dan Produksi Padi Menurut Jenis Pengairan, 2021<br><i>Area, Planted Area, Harvested Area and Production of Paddy by Type of Irrigation, 2021.....</i>                                       | 303 |
| <u>Tabel</u><br><i>Table</i> | 5.3.10 | Perkiraan Produksi Padi Sawah Menurut Kecamatan (ton), 2017 - 2021<br><i>Production of Wetland by District (ton), 2017 - 2021.....</i>   | 304 |
| <u>Tabel</u><br><i>Table</i> | 5.3.11 | Perkiraan Produksi Padi Ladang Menurut Kecamatan (ton), 2017 - 2021<br><i>Production of Dryland by District (ton), 2017 - 2021.....</i>  | 305 |
| <u>Tabel</u><br><i>Table</i> | 5.3.12 | Perkiraan Produksi Jagung Menurut Kecamatan (ton), 2017 - 2021<br><i>Production of Maize by District (ton), 2017 - 2021.....</i>   | 306 |

|                              |        |   |     |
|------------------------------|--------|---|-----|
| <u>Tabel</u><br><i>Table</i> | 5.3.13 | Perkiraan Produksi Ubi Kayu Menurut Kecamatan (ton), 2017 - 2021<br><i>Production of Cassava by District (ton), 2017 – 2021.....</i>  | 307 |
| <u>Tabel</u><br><i>Table</i> | 5.3.14 | Perkiraan Produksi Ubi Jalar Menurut Kecamatan (ton), 2017 - 2021<br><i>Production of Sweet Potatoes by District (ton), 2017 – 2021.....</i>  | 308 |
| <u>Tabel</u><br><i>Table</i> | 5.3.15 | Perkiraan Produksi Kacang Tanah Menurut Kecamatan (ton), 2017 - 2021<br><i>Production of Peanuts by District (ton), 2017 – 2021.....</i>  | 309 |
| <u>Tabel</u><br><i>Table</i> | 5.3.16 | Perkiraan Produksi Kedelai Menurut Kecamatan (ton), 2017 - 2021<br><i>Production of Soybeans by District (ton), 2017 – 2021.....</i>  | 310 |
| <u>Tabel</u><br><i>Table</i> | 5.3.17 | Perkiraan Produksi Kacang Hijau Menurut Kecamatan (ton), 2017 - 2021<br><i>Production of Small Green Peans by District (ton), 2017 – 2021.....</i>  | 311 |
| <u>Tabel</u><br><i>Table</i> | 5.3.18 | Angka Ketersediaan Beras Menurut Kecamatan di Kabupaten Asahan 2021<br><i>Figures Rice Availability by District in Asahan Regency, 2021.....</i>  | 312 |
| <u>Tabel</u><br><i>Table</i> | 5.3.19 | Angka Ketersediaan Ubi Kayu Menurut Kecamatan di Kabupaten Asahan, 2021<br><i>Figures Cassava Availability by District in Asahan Regency, 2021.....</i>   | 313 |
| <u>Tabel</u><br><i>Table</i> | 5.3.20 | Angka Ketersediaan Jagung Menurut Kecamatan di Kabupaten Asahan,2021<br><i>Figures Corn Availability by District in Asahan Regency, 2021.....</i>   | 314 |
| <u>Tabel</u><br><i>Table</i> | 5.4.1  | Luas Kawasan Hutan Menurut Fungsi Hutan dan Kecamatan (ha), 2021<br><i>Forestry Area by Function and District (ha), 2021.....</i>   | 315 |
| <u>Tabel</u><br><i>Table</i> | 5.5.1  | Populasi Ternak Menurut Kecamatan dan Jenis Ternak di Kabupaten Asahan (ekor), 2021<br><i>Livestock Population by Sub District and Kind in Asahan Regency (tail), 2021.....</i>                           | 317 |
| <u>Tabel</u><br><i>Table</i> | 5.5.2  | Populasi Unggas Menurut Kecamatan dan Jenis Unggas Di Kabupaten Asahan (ekor), 2021<br><i>Poultry Population by District and Type of Poultry in Asahan Regency (tail), 2021.....</i>                      | 319 |
| <u>Tabel</u><br><i>Table</i> | 5.5.3  | Jumlah Ternak yang Dipotong di Luar RPH Menurut Jenisnya dan Kecamatan (ekor), 2021<br><i>Livestock Slaughtered Out of Slaughterhouse (abattoir) by Kind of Livestocks and District (tail), 2021.....</i> | 320 |

|                              |        |   |     |
|------------------------------|--------|---|-----|
| <u>Tabel</u><br><i>Table</i> | 5.5.4  | Jumlah Ternak yang Dipotong di Dalam RPH Menurut Jenis Ternak dan Kecamatan (ekor), 2021<br><i>Livestock Slaughtered in Slaughterhouse (Abattoir) by Kind of Livestocks and District (tail), 2021</i> ..... | 321 |
| <u>Tabel</u><br><i>Table</i> | 5.5.5  | Produksi Telur Menurut Jenis dan Kecamatan (ton), 2021<br><i>Egg Production by Type and District (ton), 2021</i> .....  | 322 |
| <u>Tabel</u><br><i>Table</i> | 5.5.6  | Produksi Daging Unggas Menurut Jenisnya dan Kecamatan (ton), 2021<br><i>Poultry Meat Production by Type and District (ton), 2021</i> .....  | 323 |
| <u>Tabel</u><br><i>Table</i> | 5.5.7  | Produksi Daging Menurut Jenis Ternak dan Kecamatan (ton), 2021<br><i>Meat Production by Kind of Livestock and District (ton), 2021</i> .....  | 324 |
| <u>Tabel</u><br><i>Table</i> | 5.5.8  | Populasi Ternak Unggas Menurut Jenis Ternak (ekor), 2006 - 2021<br><i>Poultry Population by Kind of Poultryes (tail), 2006 – 2021</i> .....   | 325 |
| <u>Tabel</u><br><i>Table</i> | 5.5.9  | Populasi Ternak Kecil Menurut Jenis Ternak (ekor), 2006 - 2021<br><i>Small Cattle Population by Kind of Cattle (tail), 2006 – 2021</i> .....  | 326 |
| <u>Tabel</u><br><i>Table</i> | 5.5.10 | Populasi Ternak Besar Menurut Jenis Ternak (ekor), 2006 - 2021<br><i>Livestock Population by Kind of Livestock (tail), 2006 – 2021</i> .....  | 327 |
| <u>Tabel</u><br><i>Table</i> | 5.6.1  | Produksi Ikan Menurut Asal Tangkapan dan Kecamatan (ton), 2021<br><i>Fish Production by Catching Area and District (ton), 2021</i> .....  | 328 |
| <u>Tabel</u><br><i>Table</i> | 5.6.2  | Jumlah Perahu/Kapal Menurut Kecamatan dan Jenis Kapal di Kabupaten Asahan (unit), 2021<br><i>Number of Marine Fishing Boat by Classification and District in Asahan Regency (unit), 2021</i> .....          | 329 |
| <u>Tabel</u><br><i>Table</i> | 5.6.3  | Jumlah Perahu Penangkap Ikan Laut Menurut Kategori dan Kecamatan (unit), 2021<br><i>Number of Marine Fishing Boat by Classification and District (unit), 2021</i>   | 330 |
| <u>Tabel</u><br><i>Table</i> | 5.6.4  | Jumlah Alat Penangkap Ikan Menurut Jenisnya dan Kecamatan (unit), 2021<br><i>Number of Fishing Tools by Type and District (unit), 2021</i> .....  | 331 |
| <u>Tabel</u><br><i>Table</i> | 5.6.5  | Jumlah Rumah Tangga Budi Daya Perikanan Menurut Jenis Budi Daya dan Kecamatan, 2021<br><i>Number of Fish Culture's Household by Type of Culture and District, 2021</i> .....                                | 337 |
| <u>Tabel</u><br><i>Table</i> | 5.6.6  | Jumlah Nelayan Menurut Kategori Pekerjaan dan Kecamatan (orang), 2021<br><i>Number of Fishermen by Classification and District (Person), 2021</i> .....   | 338 |

|                              |       |   |     |
|------------------------------|-------|---|-----|
| <u>Tabel</u><br><i>Table</i> | 5.6.7 | Jumlah Rumah Tangga Nelayan yang Menggunakan Alat Penangkap Ikan Laut Menurut Jenisnya dan Kecamatan, 2021<br><i>Number of Fishermen's Household that Used Marine Fishing Catching tools by Type and District, 2021</i> .....   | 339 |
| <u>Tabel</u><br><i>Table</i> | 6.1   | Jumlah Energi Listrik yang Diproduksi, Dibeli, Diterima, Susut dan Dijual PT. PLN (Persero) Rayon Kisaran (MWH), 2017 - 2021<br><i>Number of Electricity Produced, Purchased, Received, Loss by Distribution and Sales State Electricity Company (PLN) of Kisaran Subsection (MWH), 2017 - 2021</i> .....               | 348 |
| <u>Tabel</u><br><i>Table</i> | 6.2   | Jumlah Pelanggan, Daya Tersambung dan Penjualan Listrik PT. PLN (Persero) Rayon Kisaran Menurut Jenis Tarif Listrik Pascabayar, 2021<br><i>Number of Customers, Connected Capacity and Electricity Sold by State Electricity Company (PLN) of Kisaran Subsection by Type of Postpaid Electricity Tariff, 2021</i> ..... | 349 |
| <u>Tabel</u><br><i>Table</i> | 6.3   | Jumlah Pelanggan, Daya Tersambung dan Penjualan Listrik PT. PLN (Persero) Ranting Kisaran Menurut Jenis Tarif Listrik Prabayar, 2021<br><i>Number of Customers, Connected Capacity and Electricity Sold by State Electricity Company (PLN) of Kisaran Subsection by Type of Prepaid Electricity, 2021</i> .....         | 350 |
| <u>Tabel</u><br><i>Table</i> | 6.4   | Jumlah Pelanggan dan Air yang Disalurkan Menurut Kecamatan di Kabupaten Asahan, 2021<br><i>Number of Customers and Distributed Water by Subdistrict in Asahan Regency, 2021</i> .....   | 351 |
| <u>Tabel</u><br><i>Table</i> | 6.5   | Jumlah Tenaga Kerja Perusahaan Daerah Air Minum dan Upah Menurut Kecamatan, 2021<br><i>Number of Persons Engaged in Water Supply Establishment and Wage by District, 2021</i> .....   | 352 |
| <u>Tabel</u><br><i>Table</i> | 6.6   | Jumlah Air Bersih Disalurkan Menurut Jenis Konsumen dan Kecamatan (m <sup>3</sup> ), 2021<br><i>Quantity of Sanitary Water Distributed by Type of Costumer and District (m<sup>3</sup>), 2021</i> .....   | 353 |
| <u>Tabel</u><br><i>Table</i> | 6.7   | Nilai Air Bersih Disalurkan Menurut Jenis Konsumen dan Kecamatan (rp), 2021<br><i>Value of Sanitary Water Distributed by Type of Costumer and District (rp), 2021</i> .....   | 355 |
| <u>Tabel</u><br><i>Table</i> | 6.8   | Jumlah Pelanggan Air Bersih Menurut Jenis Konsumen dan Kecamatan, The Number of Taps by Type of Costumer and District, 2021.....  | 357 |

|                       |      |   |     |
|-----------------------|------|---|-----|
| <u>Tabel</u><br>Table | 6.9  | Banyaknya Pelanggan PDAM Menurut Jenis Konsumen di Kabupaten Asahan, 2017 - 2021<br><i>The number of taps by Type of Consumer Customers in the Asahan Regency, 2017 – 2021</i> .....                                      | 359 |
| <u>Tabel</u><br>Table | 6.10 | Banyaknya Air Minum yang Disalurkan Menurut Jenis Konsumen di Kabupaten Asahan, 2017 - 2021<br><i>Number of Drinking Water Disbursed by Type of Customers in the Asahan Regency, 2017 – 2021</i> .....                    | 360 |
| <u>Tabel</u><br>Table | 6.11 | Jumlah Bahan Kimia yang Dipakai Perusahaan Daerah Air Minum Menurut Kecamatan (kg), 2021<br><i>Quantity of Chemical Used by Water Supply Regional Establishment by District (kg), 2021</i> .....                          | 361 |
| <u>Tabel</u><br>Table | 6.12 | Jumlah Perusahaan Industri Besar dan Sedang Menurut Klasifikasi Baku Lapangan Usaha Indonesia, 2021<br><i>Number of Large/Medium Manufacturing Establishments by Industrial Code, 2021</i> .....                          | 362 |
| <u>Tabel</u><br>Table | 6.13 | Jumlah Perusahaan Industri Besar/Sedang Menurut Kecamatan, 2017-2021<br><i>Number of Large/Medium Manufacturing Establishments by District, 2017 - 2021</i> .....   | 363 |
| <u>Tabel</u><br>Table | 6.14 | Jumlah Tenaga Kerja Industri Besar dan Sedang Menurut Klasifikasi Baku Lapangan Usaha Indonesia, 2021<br><i>Number of Large/Medium Manufacturing Establishments by Industrial Code, 2021</i> .....                        | 364 |
| <u>Tabel</u><br>Table | 7.1  | Jumlah Rumah Makan/Restoran Menurut Kecamatan (unit), 2017 – 2021<br><i>Number of Restaurants by Subdistrict (unit), 2017 – 2021</i> .....  | 371 |
| <u>Tabel</u><br>Table | 7.2  | Jumlah Hotel dan Akomodasi Lainnya Menurut Kecamatan (unit) 2021.....<br><i>Number of Hotels and Other Accomodations by District (unit), 2017 – 2021</i> .....  | 372 |
| <u>Tabel</u><br>Table | 7.3  | Jumlah Kamar dan Tempat Tidur Hotel Serta Akomodasi Lainnya Menurut Kecamatan, 2017 - 2021<br><i>Number of Rooms and Beds Hotel and Other Accomodation by District, 2017-2021</i> .....                                   | 373 |
| <u>Tabel</u><br>Table | 7.4  | Akomodasi, Kamar, dan Tempat Tidur yang Tersedia Menurut Kecamatan di Kabupaten Asahan, 2017 – 2021<br><i>Accommodation, Rooms, and Beds are Available According to the District in Asahan Regency, 2017 – 2021</i> ..... | 374 |



|                              |        |   |     |
|------------------------------|--------|---|-----|
| <u>Tabel</u><br><i>Table</i> | 7.5    | Tingkat Penghunian Kamar dan Rata-rata Lama Inap Tamu Hotel dan Akomodasi Lainnya di Kabupaten Asahan, 2015 – 2021<br><i>Room Occupancy Rate and Average Length of Stay of Guest of Hotels and Other Accomodation in Asahan Regency, 2015 – 2021.....</i> | 375 |
| <u>Tabel</u><br><i>Table</i> | 8.1.1  | Panjang Jalan Kabupaten Menurut Jenis Permukaan tiap Kecamatan (km), 2021<br><i>Road Length Under Regency by Surface and District (km), 2021.....</i>   | 385 |
| <u>Tabel</u><br><i>Table</i> | 8.1.2  | Panjang Jalan Kabupaten Menurut Kondisi Jalan dan Kecamatan (km), 2021<br><i>Road Length Regency by Road Condition and District (km), 2021.....</i>   | 386 |
| <u>Tabel</u><br><i>Table</i> | 8.1.3  | Panjang Jalan Menurut Jenis Jalan tiap Kecamatan (km), 2021<br><i>Road Length by Type of Road and District (km), 2021.....</i>  | 387 |
| <u>Tabel</u><br><i>Table</i> | 8.1.4  | Panjang Jalan Menurut Konstruksi Permukaan, Kondisi dan Jenis Jalan (km), 2021<br><i>Length by Surface Construction, Condition and Type of Road (km), 2021</i>  | 388 |
| <u>Tabel</u><br><i>Table</i> | 8.1.5  | Inventarisasi Bangunan Utama dan Saluran pada Irigasi dan Daerah Rawa, 2021<br><i>Inventaritation of Main Construction and Waterworks on Irigation and Swamp Area, 2021 .....</i>   | 389 |
| <u>Tabel</u><br><i>Table</i> | 8.1.6  | Lalu Lintas Angkutan Kereta Api di Kabupaten Asahan, 2021<br><i>Railway Passengers and Cargo Transportation Traffic, 2021.....</i>  | 390 |
| <u>Tabel</u><br><i>Table</i> | 8.1.7  | Jumlah Kiriman Barang Angkutan Kereta Api Menurut Jenis Barang (ton), 2021<br><i>Number of Private Cargo Shipped by Railway by Type of Cargo (ton), 2021.....</i>   | 391 |
| <u>Tabel</u><br><i>Table</i> | 8.1.8  | Jumlah Kendaraan Bermotor yang Menurut Jenis Kendaraan di Kabupaten Asahan (unit), 2017-2021<br><i>Number of Motor Vehicles by Type of Vehicles in Asahan Regency (unit), 2017-2021.....</i>  | 392 |
| <u>Tabel</u><br><i>Table</i> | 8.1.9  | Jumlah Kendaraan Bermotor yang Diuji Menurut Jenis Kendaraan (unit), 2021<br><i>Number of Tested Motor Vehicles by Type of Vehicles (unit), 2021.....</i>   | 393 |
| <u>Tabel</u><br><i>Table</i> | 8.1.10 | Jumlah Kendaraan Bermotor yang Terdaftar/Membayar Pajak (unit), 2021<br><i>Number of Registered Vehicles (unit), 2021.....</i>  | 394 |
| <u>Tabel</u><br><i>Table</i> | 8.1.11 | Jumlah Kendaraan Bermotor yang Terdaftar/Membayar Pajak (unit), 2011-2021<br><i>Number of Registered Vehicles (unit), 2011-2021.....</i>  | 395 |

|                              |        |   |     |
|------------------------------|--------|---|-----|
| <u>Tabel</u><br><i>Table</i> | 8.1.12 | Jumlah Kecelakaan Lalu Lintas dan Akibatnya yang Tercatat di Polres Asahan, 2016 - 2021<br><i>Number of Traffic Accidents and Victims Registered in Asahan Regency's Police, 2016 – 2021.....</i>               | 396 |
| <u>Tabel</u><br><i>Table</i> | 8.1.13 | Jumlah Surat Ijin Mengemudi (SIM) yang Dikeluarkan Menurut Kategori, 2021<br><i>Number of Driving License Issued by Category, 2021.....</i>   | 397 |
| <u>Tabel</u><br><i>Table</i> | 8.1.14 | Jumlah Surat Ijin Mengemudi (SIM) yang Dikeluarkan Menurut Jenis Kelamin Pemohon, 2021<br><i>Number of Driving Licence Issued by Sex of Applicant, 2021.....</i>  | 399 |
| <u>Tabel</u><br><i>Table</i> | 8.1.15 | Jumlah Surat Ijin Mengemudi (SIM) A yang Dikeluarkan Menurut Kategori, 2021<br><i>Number of Driving Licences 'A' Issued by Category, 2021.....</i>  | 400 |
| <u>Tabel</u><br><i>Table</i> | 8.1.16 | Jumlah Surat Ijin Mengemudi (SIM) B1 yang Dikeluarkan Menurut Kategori, 2021<br><i>Number of Driving Licences 'B1' Issued by Category, 2021.....</i>  | 401 |
| <u>Tabel</u><br><i>Table</i> | 8.1.17 | Jumlah Surat Ijin Mengemudi (SIM) B2 yang Dikeluarkan Menurut Kategori, 2021<br><i>Number of Driving Licences 'B2' Issued by Category, 2021.....</i>  | 402 |
| <u>Tabel</u><br><i>Table</i> | 8.1.18 | Jumlah Surat Ijin Mengemudi (SIM) C yang Dikeluarkan Menurut Kategori, 2021<br><i>Number of Driving Licences 'C' Issued by Category, 2021.....</i>  | 403 |
| <u>Tabel</u><br><i>Table</i> | 8.1.19 | Daftar Nama Perusahaan Mobil Angkutan (MPU)/Bus Umum Penumpang dan Jumlah Armada Aktif, 2017 - 2021<br><i>List of Names Public Bus Company and Total Active Unit, 2017 – 2021</i>                               | 404 |
| <u>Tabel</u><br><i>Table</i> | 8.2.1  | Produksi Pos Menurut Jenisnya di Kabupaten Asahan, 2017 – 2021<br><i>Post Production by Type in Asahan Regency, 2017 – 2021.....</i>  | 405 |
| <u>Tabel</u><br><i>Table</i> | 8.2.2  | Jumlah Tenaga/Karyawan Tiap-Tiap Kantor Pos Di bawah Kantor Pos Pemeriksa Kisaran (orang), 2021<br><i>Number of Employees Post Office by Region, Under Kisaran's Inspection Post Office (people), 2021.....</i> | 407 |
| <u>Tabel</u><br><i>Table</i> | 8.2.3  | Jumlah Kantor Pos On Line Di bawah Kantor Pos Pemeriksa Kisaran 21200 (unit), 2021<br><i>Number of On Line Post Office by Under Kisaran's Inspection Post Office (unit), 2021.....</i>                          | 409 |

|                              |       |   |     |
|------------------------------|-------|---|-----|
| <u>Tabel</u><br><i>Table</i> | 8.2.4 | Jumlah Kiriman Standar yang Dikirim dari Masing-Masing Kantor Pos Di bawah Kantor Pos Pemeriksa Kisaran (buah), 2021<br><i>Number of Sended Standard Mail by Type and Post Office by Under Kisaran's Inspection Post Office (unit), 2021.....</i> | 411 |
| <u>Tabel</u><br><i>Table</i> | 8.2.5 | Jumlah Kiriman Standar yang Diterima dari Masing-Masing Kantor Pos Di bawah Kantor Pos Pemeriksa Kisaran (buah), 2021<br><i>Number of Recorded Standard Mail Accepted by Origin of Sender (unit), 2021.....</i>                                   | 413 |
| <u>Tabel</u><br><i>Table</i> | 8.2.6 | Jumlah Kiriman Prioritas yang Dikirim dari Masing-Masing Kantor Pos Di bawah Kantor Pos Pemeriksa Kisaran (unit), 2021<br><i>Number of Sended Proritas by Type and Post Office by Under Kisaran's Inspection Post Office (unit), 2021.....</i>    | 414 |
| <u>Tabel</u><br><i>Table</i> | 8.2.7 | Jumlah Kiriman Prioritas yang Diterima dari Masing-Masing Kantor Pos Di bawah Kantor Pos Pemeriksa Kisaran (buah), 2021<br><i>Number of Recorded Proritas by Type and Post Office by Under Kisaran's Inspection Post Office (unit), 2021.....</i> | 416 |
| <u>Tabel</u><br><i>Table</i> | 8.2.8 | Jumlah Kiriman Wesel Pos dari Masing-Masing Kantor Pos Dibawah Kantor Pos Pemeriksa Kisaran (buah), 2021<br><i>Number of Dispatch Money Orders by Type and Post Office by Under Kisaran's Inspection Post Office (unit), 2021.....</i>            | 417 |
| <u>Tabel</u><br><i>Table</i> | 8.2.9 | Jumlah Wesel Pos yang Diterima di Masing-Masing Kantor Pos Di bawah Kantor Pos Pemeriksa Kisaran, 2021<br><i>Number of Accepted Money Orders by Type and Post Office by Under Kisaran's Inspection Post Office, 2021.....</i>                     | 419 |
| <u>Tabel</u><br><i>Table</i> | 9.1   | Jumlah Koperasi Menurut Jenis dan Kecamatan (unit), 2021<br><i>Number of Cooperatives by Type and District (unit), 2021.....</i>  | 425 |
| <u>Tabel</u><br><i>Table</i> | 9.2   | Jumlah Anggota Koperasi Menurut Jenis dan Kecamatan (orang), 2021<br><i>Number of Cooperative's Numbers by Type and District (person), 2021..</i>   | 428 |
| <u>Tabel</u><br><i>Table</i> | 9.3   | Jumlah Simpanan Anggota Koperasi Menurut Jenis dan Kecamatan (000 Rupiah), 2021<br><i>Value of Cooperative Members Savings by Type and District (000 rp), 2021.....</i>   | 431 |
| <u>Tabel</u><br><i>Table</i> | 9.4   | Volume Usaha Koperasi Menurut Jenis dan Kecamatan (000 rp), 2021<br><i>Volume of Cooperative's Working by Type and District (000 rp), 2021.....</i>   | 436 |
| <u>Tabel</u><br><i>Table</i> | 9.5   | Posisi Kredit Mikro, Kecil dan Menengah yang Diberikan Bank Umum Menurut Sebaran Plafond Kredit (juta rp), 2021<br><i>Micro, Small and Medium Credit Position That Given by Public Bank by Credit Ceiling Spread (million rp), 2021.....</i>      | 441 |

|                       |      |  |     |
|-----------------------|------|--|-----|
| <u>Tabel</u><br>Table | 9.6  | Posisi Simpanan Masyarakat Rupiah dan Valuta Asing Umum dan BPR (juta rp), 2021<br><i>Outstanding of Private Deposit in Rupiah and Foreign Currency of Commercial and Rural Banks (million rp), 2021</i> .....   | 442 |
| <u>Tabel</u><br>Table | 9.7  | Nilai Transaksi pada Perum Pegadaian Kisaran (rp), 2021<br><i>Value of Transaction in Kisaran's State Owned Company Pawnshop Service (rp), 2021</i> .....  | 444 |
| <u>Tabel</u><br>Table | 9.8  | Posisi Asuransi Jasa Raharja Cabang Kisaran, 2021<br><i>Position of Compulsory Accident Insurance Branch Kisaran, 2021</i> .....   | 445 |
| <u>Tabel</u><br>Table | 9.9  | Jumlah Peserta Asuransi Jiwa dan Asuransi yang Direalisasikan Menurut Jenisnya pada Asuransi Bumi Putera KRU Kisaran, 2021<br><i>Number of Customers of Life Insurance and Actual Insurance by Type in Bumi Putra Insurance Company Unit Kisaran, 2021</i> ..... | 446 |
| <u>Tabel</u><br>Table | 9.10 | Jumlah Pelayanan Peserta Askes Menurut Jenis Pelayanan, Kasus, Biaya dan Unit Cost, 2021<br><i>Number of State Owned Company Health Insurance Services by Type of Service, Case, Cost and Cost Unit, 2021</i> .....  | 447 |
| <u>Tabel</u><br>Table | 9.11 | Jumlah Peserta Asuransi Kesehatan (Askes) Menurut Jenis Peserta (jiwa), 2021<br><i>Number of Health Insurance's Customer by Type (people), 2021</i> .....  | 449 |
| <u>Tabel</u><br>Table | 9.12 | Jumlah Peserta Asuransi Kesehatan (Askes) Beserta Tanggungan (jiwa), 2019-2021<br><i>Number of Health Insurance's Customer and Guarantee (people), 2019-2021</i> .....   | 450 |
| <u>Tabel</u><br>Table | 9.13 | Rasio Bangunan ber-IMB per Satuan Bangunan Menurut Kecamatan di Kabupaten Asahan, 2017 – 2021<br><i>Building air ratio of building permits per Unit Buildings Buildings According to District in Asahan Regency, 2017 - 2021</i> .....                           | 451 |
| <u>Tabel</u><br>Table | 9.14 | Jumlah usaha Perizinan Kabupaten Asahan, 2017 – 2021<br><i>Number of Enterprises Asahan District Licensing in Asahan Regency, 2017 – 2021</i> .....  | 452 |
| <u>Tabel</u><br>Table | 9.15 | Jumlah Investor PMDN/PMA Menurut Sektor Ekonomi di Kabupaten Asahan, 2017 – 2021<br><i>Number of Investor Domestic/ Foreign Investment by Sector Economy in Asahan Regency, 2017 – 2021</i> .....  | 453 |
| <u>Tabel</u><br>Table | 9.16 | Rata-Rata Harga Beberapa Bahan Pokok di Pasar Pulau Rakyat, Kecamatan Pulau Rakyat (rp), 2021<br><i>Average Prices of Several Main Goods at Pulau Rakyat Market, Pulau Rakyat Sub-District (rp), 2021</i> .....  | 454 |

|                              |      |  |     |
|------------------------------|------|--|-----|
| <u>Tabel</u><br><i>Table</i> | 9.17 | Rata-Rata Harga Beberapa Bahan Pokok di Pasar Simpang Empat, Kecamatan Simpang Empat (Rp), 2021<br><i>Average Prices of Several Main Goods at Simpang Empat Market, Simpang Empat Sub-District (Rp), 2021.....</i>                       | 457 |
| <u>Tabel</u><br><i>Table</i> | 9.18 | Harga Eceran Beberapa Bahan Bangunan di Pasar Pulau Rakyat (rp), 2021<br><i>Retail Prices of Several Construction Materials at Pulau Rakyat Market (rp), 2021 .....</i>  | 460 |
| <u>Tabel</u><br><i>Table</i> | 9.19 | Harga Eceran Beberapa Bahan Bangunan di Pasar Simpang Empat (Rp), 2021<br><i>Retail Prices of Several Construction Materials at Simpang Empat Market (Rp), 2021.....</i>   | 463 |
| <u>Tabel</u><br><i>Table</i> | 9.20 | Rata-Rata Harga Gabah pada Tingkat Petani dari Kecamatan Mobile Sampel I, 2021<br><i>Average Farmer Price of Unshuked Rice from Several Districts that Taken as First Sample, 2021 .....</i>   | 466 |
| <u>Tabel</u><br><i>Table</i> | 9.21 | Rata-Rata Harga Gabah pada Tingkat Petani dari Kecamatan Mobile Sampel II, 2021<br><i>Average Farmer Price of Unshuked Rice from Several Districts that Taken as Second Sample, 2021.....</i>  | 469 |
| <u>Tabel</u><br><i>Table</i> | 9.22 | Rata-Rata Harga Gabah pada Tingkat Petani dari Kecamatan Mobile Sampel III, 2021<br><i>Average Farmer Price of Unshuked Rice from Several Districts that Taken as Third Sample, 2021.....</i>  | 472 |
| <u>Tabel</u><br><i>Table</i> | 10.1 | Rata-rata Pengeluaran Perkapita Sebulan Makanan dan Bukan Makanan di Kabupaten Asahan (rupiah), 2020 dan 2021<br><i>Monthly Average of Food and Non Food Expenditure per Capita In the Asahan Regency (rupiahs), 2020 and 2021.....</i>  | 479 |
| <u>Tabel</u><br><i>Table</i> | 10.2 | Persentase Pengeluaran per Kapita Sebulan Makanan dan Bukan Makanan di Kabupaten Asahan (Persen), 2020 dan 2021<br><i>Percentage of Monthly Food and Non Food Expenditure per Capita In Asahan Regency (percent), 2020 and 2021.....</i> | 480 |
| <u>Tabel</u><br><i>Table</i> | 10.3 | Persentase Penduduk Menurut Golongan Pengeluaran Perkapita Sebulan di Kabupaten Asahan, 2020 dan 2021<br><i>Percentage of Population by Monthly per Capita Spending Group a Month in Asahan Regency, 2020 and 2021.....</i>              | 481 |
| <u>Tabel</u><br><i>Table</i> | 10.4 | Persentase Pengeluaran untuk Konsumsi Menurut Golongan Pengeluaran Perkapita Sebulan, 2020 dan 2021<br><i>Percentage of Consumption by Monthly per Capita Expenditure Class in Asahan Regency, 2020 and 2021.....</i>                    | 482 |

|                              |      |  |     |
|------------------------------|------|--|-----|
| <u>Tabel</u><br><i>Table</i> | 11.1 | Jumlah Sarana Perdagangan Menurut Jenisnya di Kabupaten Asahan (unit), 2021<br><i>Number of Trading Facilities by Type of Facility in Asahan Regency (unit), 2021</i> .....  | 487 |
| <u>Tabel</u><br><i>Table</i> | 11.2 | Penerimaan dan Penyaluran Beras oleh Kantor Sub Bulog Kisaran (ton), 2010 - 2021<br><i>Acceptance and Distribution of Rice by Logistics Office of Kisaran (ton) 2010 - 2021</i> .....  | 488 |
| <u>Tabel</u><br><i>Table</i> | 11.3 | Penyaluran dan Penjualan Beras Bulog Menurut Konsumen (kg), 2021<br><i>Bulog Distribution and Selling of Rice by Consumer (kg), 2021</i> .....   | 489 |
| <u>Tabel</u><br><i>Table</i> | 11.4 | Jumlah Bahan Bakar Peralite, Biosolar B30 dan Dextrite yang Disalurkan oleh Depot Pertamina Kisaran (liter), 2021<br><i>Quantity of Premium and Diesel Fuel Distributed by 'Pertamina' Kisaran (liter), 2021</i> .....                           | 491 |
| <u>Tabel</u><br><i>Table</i> | 11.5 | Volume dan Nilai Ekspor Menurut Jenis Komoditi, 2019 - 2021<br><i>Volume and Value Export by Comodity, 2019 - 2021</i> .....   | 492 |
| <u>Tabel</u><br><i>Table</i> | 12.1 | Produk Domestik Regional Bruto Atas Dasar Harga Berlaku Menurut Lapangan Usaha (miliar rp), 2018 - 2021<br><i>Gross Regional Domestic Product at Current Market Prices by Industry (billion rp), 2018 - 2021</i> .....                           | 501 |
| <u>Tabel</u><br><i>Table</i> | 12.2 | Produk Domestik Bruto Atas Dasar Harga Konstan 2010 Menurut Lapangan Usaha (miliar rupiah), 2018 - 2021<br><i>Gross Domestic Product at 2010 Constant Market Prices by Industry (billion rupiahs), 2018 - 2021</i> .....                         | 502 |
| <u>Tabel</u><br><i>Table</i> | 12.3 | Distribusi Persentase Produk Domestik Bruto Atas Dasar Harga Berlaku Menurut Lapangan Usaha, 2017 - 2021<br><i>Percentage Distribution of Gross Domestic Product at Current Market Prices by Industry, 2017 - 2021</i> .....                     | 503 |
| <u>Tabel</u><br><i>Table</i> | 12.4 | Laju Pertumbuhan Produk Domestik Bruto Atas Dasar Harga Konstan 2010 Menurut Lapangan Usaha (persen), 2017 - 2021<br><i>Growth Rate of Gross Domestic Product at 2010 Constant Market Prices by Industry (percent), 2017 - 2021</i> .....        | 504 |
| <u>Tabel</u><br><i>Table</i> | 12.5 | Produk Domestik Bruto Kabupaten Asahan Atas Dasar Harga Berlaku Menurut Pengeluaran (miliar rupiah), 2017 - 2021<br><i>Gross Domestic Product of Asahan Regency at Current Market Prices by Expenditure (billion rupiahs), 2017 - 2021</i> ..... | 505 |

|                       |      |   |     |
|-----------------------|------|---|-----|
| <u>Tabel</u><br>Table | 12.6 | Produk Domestik Bruto Kabupaten Asahan Atas Dasar Harga Konstan Menurut Pengeluaran (miliar rupiah), 2017 – 2021<br><i>Gross Domestic Product of Asahan Regency at Constant Prices by Expenditure (billion rupiahs), 2017 – 2021.....</i> | 506 |
| <u>Tabel</u><br>Table | 12.7 | Perkembangan Beberapa Agregat PDRB, 2018-2021<br><i>Trend of GDRP Agregates, 2018 – 2021.....</i>   | 507 |
| <u>Tabel</u><br>Table | 13.1 | Jumlah Penduduk menurut Kabupaten/Kota di Sumatera Utara, 2017-2021<br><i>Number of Population in Sumatera Utara by Regency/City, 2017-2021...</i>  | 513 |
| <u>Tabel</u><br>Table | 13.2 | Laju Pertumbuhan Ekonomi Menurut Kabupaten/ Kota Atas Dasar Harga Konstan 2010 (persen), 2017-2021<br><i>The Economic Growth by Regency/City at 2000 Constant Market Prices (percent), 2017 – 2021.....</i>                               | 514 |
| <u>Tabel</u><br>Table | 13.3 | PDRB Menurut Kabupaten/Kota Atas Dasar Harga Berlaku (juta rupiah), 2017 - 2021<br><i>Gross Regional Domestic Product by Regency/City at Current Market Prices (million Rupiahs), 2017 – 2021.....</i>                                    | 515 |
| <u>Tabel</u><br>Table | 13.4 | PDRB Menurut Kabupaten/Kota Atas Dasar Harga Konstan 2010 (juta rupiah), 2017-2021<br><i>Gross Regional Domestic Product by Regency/City at 2010 Constant Market Prices (million Rupiahs), 2017 – 2021.....</i>                           | 516 |
| <u>Tabel</u><br>Table | 13.5 | Produk Domestik Regional Bruto per Kapita Menurut Kabupaten/Kota Atas Dasar Harga Berlaku (Rupiah), 2017-2021<br><i>Gross Regional Domestic Product Percapita by Regency/City at Current Market Prices (Rupiah), 2017 – 2021.....</i>     | 517 |
| <u>Tabel</u><br>Table | 13.6 | Jumlah Penduduk Miskin Menurut Kabupaten/Kota di Sumatera Utara, 2019-2021<br><i>Number of People Under Poverty Line by Regency/City 2019-2021.....</i>   | 518 |
| <u>Tabel</u><br>Table | 13.7 | Indeks Pembangunan Manusia (IPM) menurut Kabupaten/Kota, 2017-2021<br><i>Human Development Index (HDI) by Regency/City, 2017 – 2021.....</i>  | 519 |
| <u>Tabel</u><br>Table | 13.8 | Komponen Indeks Pembangunan Manusia (IPM) Menurut Kabupaten/Kota di Sumatera Utara, 2021<br><i>Components of Human Development Index (HDI) by Regency/City, 2021.....</i>   | 520 |
| <u>Tabel</u><br>Table | 13.9 | Umur Harapan Hidup (e <sub>0</sub> ) Menurut Kabupaten Kota di Sumatera Utara, 2017-2021<br><i>Life Expectancy Rate (e<sub>0</sub>) by Regency/City, 2017 – 2021.....</i>   | 521 |

|                              |       |  |     |
|------------------------------|-------|--|-----|
| <u>Tabel</u><br><i>Table</i> | 13.10 | Indeks Kemahalan Konstruksi Kabupaten/Kota, 2019 - 2021<br><i>Regency/City Construction Cost Index, 2019 – 2021 .....</i>  | 522 |
| <u>Tabel</u><br><i>Table</i> | 13.11 | Tingkat Partisipasi Angkatan Kerja (TPAK) dan Tingkat Pengangguran Terbuka (TPT) Penduduk 15 Tahun keatas Menurut Kabupaten/Kota 2020-2021<br><i>Labour Force Participation Rate and Open Employee Rate 15 Years of Aged and Over by Regency/City (percent), 2020 – 2021 .....</i> | 523 |
| <u>Tabel</u><br><i>Table</i> | 13.12 | Jumlah Penganggur dan Pekerja Menurut Kabupaten/Kota di Sumatera Utara (orang), 2021<br><i>Number of Unemployed and Workers by Districts / Cities in North Sumatra (person), 2021 .....</i>  | 524 |





## DAFTAR GAMBAR / LIST OF FIGURES

Halaman / Page

|                         |     |  |     |
|-------------------------|-----|--|-----|
| <u>Gambar</u><br>Figure | 1.1 | Luas Wilayah Menurut Kecamatan di Kabupaten Asahan, 2021<br><i>Area by District in Asahan Regency, 2021</i> .....  | 6   |
| <u>Gambar</u><br>Figure | 2.1 | Banyaknya Desa/Kelurahan menurut Kecamatan, 2021<br><i>Number of village/Suburbans by District, 2021</i> .....   | 23  |
| <u>Gambar</u><br>Figure | 2.2 | Komposisi Anggota DPRD Kabupaten Asahan Menurut Partai (persen), 2021<br><i>Member of Asahan Regency House of Parliament Member by Party (percent), 2021</i> .....                                   | 24  |
| <u>Gambar</u><br>Figure | 2.3 | Persentase Pegawai Negeri Sipil Pemerintah Daerah Menurut Tingkat Pendidikan (persen), 2021<br><i>Percentage of Civil Servant in Regional Government by Level of Education (percent), 2021</i> ..... | 25  |
| <u>Gambar</u><br>Figure | 2.4 | Grafik Jumlah Sertifikat Hak Atas Tanah, 2017 - 2021<br><i>Number of Rights on Land Certificates, 2017 - 2021</i> .....  | 26  |
| <u>Gambar</u><br>Figure | 3.1 | Jumlah Penduduk Menurut Kelompok Umur dan Jenis Kelamin di Kabupaten Asahan, 2021<br><i>Estimate of Population by Type of Age Group and Sex in Asahan Regency (people), 2021</i> .....               | 95  |
| <u>Gambar</u><br>Figure | 4.1 | Jumlah Sekolah Menurut Jenis dan Status Sekolah (unit), 2021<br><i>Number of School by Type and Status of School (unit), 2021</i> .....  | 133 |
| <u>Gambar</u><br>Figure | 4.2 | Jumlah Akseptor Aktif Keluarga Berencana menurut Alat Kontrasepsi yang Digunakan, 2021<br><i>Percentage of Family Planning Active Acceptor by Type of Contraceptive Use, 2021</i> .....              | 134 |
| <u>Gambar</u><br>Figure | 5.1 | Produksi Padi Sawah dan Padi Ladang (ton), 2017-2021<br><i>Production of Dry land Paddy and Wet Land Paddy (ton), 2017-2021</i> .....  | 233 |
| <u>Gambar</u><br>Figure | 5.2 | Produksi Jagung, Ubi Kayu dan Ubi Jalar (ton), 2017 - 2021<br><i>Production of Maize, Cassava and Sweet Potatoes (ton), 2017 – 2021</i> ...  | 234 |
| <u>Gambar</u><br>Figure | 5.3 | Produksi Tanaman Perkebunan Rakyat (ton), 2017 - 2021<br><i>Production of Smallholder Estates (ton), 2017 – 2021</i> .....   | 235 |

|                                |      |   |     |
|--------------------------------|------|---|-----|
| <u>Gambar</u><br><i>Figure</i> | 5.4  | Populasi Ternak Unggas Menurut Jenis Ternak di Kabupaten Asahan (ribu ekor), 2020 - 2021<br><i>Livestock Population by Kind of Livestock in Asahan Regency (thousand tail), 2020 - 2021</i> .....                   | 236 |
| <u>Gambar</u><br><i>Figure</i> | 5.5  | Populasi Ternak Menurut Jenis Ternak di Kabupaten Asahan (ekor), 2020 - 2021<br><i>Livestock Population by Kind of Livestock in Asahan Regency (tail), 2020 - 2021</i> .....  | 237 |
| <u>Gambar</u><br><i>Figure</i> | 6.1  | Jumlah Perusahaan Industri Besar/Sedang menurut Kecamatan, 2017-2021<br><i>Number of Large/Medium Manufacturing Establishment by District, 2017- 2021</i> .....   | 347 |
| <u>Gambar</u><br><i>Figure</i> | 7.1  | Jumlah Hotel dan Akomodasi Lainnya Menurut Kecamatan (unit), 2017 - 2021<br><i>Number of Hotels and Other Accomodations by District (unit), 2017 - 2021</i> .....   | 369 |
| <u>Gambar</u><br><i>Figure</i> | 8.1  | Persentase Jalan Kabupaten Menurut Kondisi Jalan (persen), 2021<br><i>Percentage of Regency Road by Road Condition (percent), 2021</i> .....  | 383 |
| <u>Gambar</u><br><i>Figure</i> | 8.2  | Perkembangan Kendaraan Bermotor yang Terdaftar/ Membayar Pajak (unit), 2017 - 2021<br><i>Number of Registered Vehicles (unit), 2017 - 2021</i> .....  | 384 |
| <u>Gambar</u><br><i>Figure</i> | 12.1 | Distribusi Persentasi PDRB Menurut Lapangan Usaha Atas Dasar Harga Berlaku (persen), 2017 - 2021<br><i>Percentage Distribution of GRDP by Industrial Origin at Current Market Prices (percent), 2017-2021</i> ..... | 500 |

## PENJELASAN UMUM/ EXPLANATORY

Tanda – tanda, satuan-satuan dan lain-lain yang digunakan dalam publikasi ini sebagai berikut/

*Symbols, measurement units and other acronyms which are used in this publication are as follows :*

| <b>1.TANDA-TANDA/ SYMBOLS</b>                                       |     |
|---|-----|
| Data tidak tersedia/ <i>Data not available</i>                      | ... |
| Tidak ada atau nol/ <i>Null or zero</i>                             | -   |
| Data dapat diabaikan/ <i>Data negligible</i>                        | 0   |
| Tanda desimal/ <i>Decimal point</i>                                 | ,   |
| Data tidak dapat ditampilkan/ <i>Not aplicable</i>                  | NA  |
| Angka sementara/ <i>Preliminary figures</i>                         | *   |
| Angka sangat sementara/ <i>Very premilinary figures</i>             | **  |
| Angka sangat-sangat sementara/ <i>Very-very premilinary figures</i> | *** |
| Angka diperbaiki/ <i>Revised figures</i>                            | r   |
| Angka perkiraan/ <i>Estimated figures</i>                           | e   |

| <b>2.SATUAN/ UNITS</b>  |                     |
|---|---------------------|
| Rupiah/ <i>Rupiahs</i>  | rp                  |
| Hektar/ <i>hectare</i>  | ha                  |
| Dollar Amerika/ <i>US Dollar</i>  | \$                  |
| Meter (m)/ <i>meter (m)</i>   | 100 cm              |
| Meter persegi (m <sup>2</sup> )/ <i>meter per square (m<sup>2</sup>)</i>  | 100 cm <sup>2</sup> |
| Kilometer (km)/ <i>kilomters (km)</i>   | 1 000 m             |
| Kwintal (kw)/ <i>quintal (ql)</i>   | 100 kg              |
| Ton/ <i>ton</i>   | 1 000 kg            |
| Liter/ <i>litre</i>   | 1 000 ml            |
| Satuan lain : pohon, ekor, butir, helai/lembar, jam, menit, persen/<br><i>Other units : trees, heads, pieces, tin, hour, minute, percents</i> |                     |

**3.SINGKATAN/ GLOSSARY**

|  |           |
|--|-----------|
| Badan Pusat Statistik                  | BPS       |
| Hak Guna Bangunan                      | HGB       |
| Hak Guna Usaha                         | HGU       |
| Badan Pertanahan Nasional              | BPN       |
| Dewan Perwakilan Rakyat Daerah         | DPRD      |
| Sekolah Dasar                          | SD        |
| Sekolah Menengah Pertama               | SMP       |
| Sekolah Menengah Atas                  | SMA       |
| Sekolah Menengah Kejuruan              | SMK       |
| Diploma                                | DIPL      |
| Laki-laki/ <i>Male</i>                 | Lk/M      |
| Perempuan/ <i>Female</i>               | Pr/F      |
| Rumah Sakit Umum                       | RSU       |
| Badan Perencanaan Pembangunan Daerah   | Bappeda   |
| Lalu Lintas Angkutan Jalan             | LLAJ      |
| Pusat Kesehatan Masyarakat             | Puskesmas |
| Puskesmas Pembantu                     | Pustu     |
| Pegawai Tidak Tetap                    | PTT       |
| Pos Pelayanan Terpadu                  | Posyandu  |
| Lembaga Pemasyarakatan                 | LP        |
| Tanaman Belum Menghasilkan             | TBM       |
| Tanaman Menghasilkan                   | TM        |
| Tanaman Tidak Menghasilkan             | TTM       |
| Tandan Buah Segar                      | TBS       |
| Gabah Kering Panen                     | GKP       |
| Gabah Kering Simpan                    | GKS       |
| Gabah Kering Giling                    | GKG       |
| Dana Alokasi Umum                      | DAU       |
| Dana Alokasi Khusus                    | DAK       |
| Perseroan Terbatas                     | PT        |
| Koperasi                               | KOP       |
| <i>Commodities Verootschap</i>         | CV        |
| Angkatan Bersenjata Republik Indonesia | ABRI      |
| Beras Miskin                           | Raskin    |
| Cadangan Beras Pemerintah              | CBP       |

| <b>Lanjutan/continued... 3.SINGKATAN/ GLOSSARY</b> |              |
|--|--------------|
| Koperasi Pegawai Negeri                            | KPN          |
| Koperasi Unit Desa                                 | KUD          |
| Koperasi Simpan Pinjam                             | KSP          |
| Koperasi Pondok Pesantren                          | Kop. Pontren |
| Koperasi Jasa Keuangan Syariah                     | KJKS         |
| Koperasi Serba Usaha                               | KSU          |
| Koperasi Wanita                                    | Kop. Wan     |
| Koperasi Mahasiswa                                 | Kop. Ma      |
| Koperasi Angkatan Darat                            | Koperasi AD  |
| Koperasi Kepolisian                                | Kop. Pol     |
| Koperasi Pertanian                                 | Kop. Tan     |
| Koperasi Nelayan                                   | Kop. Nel     |
| Koperasi Karyawan                                  | Kop. Kar     |
| Koperasi Perkebunan                                | Kop. Bun     |
| Koperasi Pedagang Pasar                            | Kop. Pas     |
| Pegawai Negeri Sipil                               | PNS          |
| <i>Public Service Obligation</i>                   | PSO          |
| <i>Non Public Service Obligation</i>               | NPSO         |
| Perkara  | P            |
| Terdakwa   | T            |
| Sensus Penduduk                                    | SP           |
| Survei Sosial Ekonomi Nasional                     | SUSENAS      |
| Survei Angkatan Kerja Nasional                     | SAKERNAS     |
| Survei Penduduk Antar Sensus                       | SUPAS        |



# BAB 1

Chapter 1

# GEOGRAFI & IKLIM

GEOGRAPHY & CLIMATE

## Curah Hujan di Kabupaten Asahan Tahun 2021

*Rainfall Asahan Regency 2021*

Hujan paling tinggi di Agustus  
998mm/20 hari  
*The Highest rainfall in Agust*



Kecamatan B.P Mandage merupakan kecamatan  
terluas dengan persentase 19,11%  
*The Largest Subdistrict*

Kecamatan B.P Mandage 157 MDPL Kecamatan Tertinggi  
*The Highest Subdistrict*





## PENJELASAN TEKNIS

## TECHNICAL NOTES

1. **Letak geografis** adalah posisi keberadaan sebuah wilayah berdasarkan letak dan bentuknya dimuka bumi. Letak geografis biasanya di batasi dengan berbagai fitur geografi yang ada di bumi dan nama daerah yang secara langsung bersebelahan dengan daerah tersebut. Fitur bumi yang dimaksud disini contohnya seperti benua, laut, gunung, samudera, gurun, dan lain sebagainya.
  2. **Secara astronomis**, Kabupaten Asahan terletak di antara  $2^{\circ}30'00''$  -  $3^{\circ}10'00''$  Lintang Utara,  $99^{\circ}01'$  -  $100^{\circ}00'$  Bujur Timur.
  3. **Posisi geografis Kabupaten Asahan**, Kabupaten Asahan memiliki batas-batas: Utara-Kabupaten Batu Bara; Selatan-Kabupaten Labuhan Batu Utara dan Toba Samosir; Timur-Selat Malaka; Barat-Kabupaten Simalungun.
  4. **Iklim** adalah kondisi rata-rata cuaca berdasarkan waktu yang panjang untuk suatu lokasi di bumi.
  5. **Curah hujan** adalah ketinggian air hujan yang terkumpul dalam tempat yang datar, tidak menguap, tidak meresap, dan tidak mengalir.
1. **Geographical position** is the position of the existence of a region based on its location and its shape on earth. The geographical location is usually restricted to various geographical features present on earth and the name of the area directly adjacent to the area. Features of the earth in question here such as the continent, sea, mountains, oceans, deserts, and so forth.
  2. **The astronomical**, Asahan Regency is located between  $2^{\circ}30'00''$  -  $3^{\circ}10'00''$  North Latitude and  $99^{\circ}01'$  -  $100^{\circ}00'$  East Longitude.
  3. **Geographic position**, Asahan Regency has boundaries: North – Batu Bara Regency; South – Labuhan Batu Regency and Toba Samosir Regency; East – Malaka Straits; West – Simalungun Regency.
  4. **Climate** is the average condition of weather based on a long time for a location on earth.
  5. **Rainfall** is the height of rainwater collected in a flat, non-volatile, non-permeating, and non-flowing.

### 1.1. Keadaan Geografi

Kabupaten Asahan berada di kawasan Pantai Timur Sumatera Utara. Terletak pada garis 2°30'00" - 3°10'00" Lintang Utara, 99°01' - 100°00' Bujur Timur dengan ketinggian 0 – 1.000 m di atas permukaan laut.

Kabupaten Asahan menempati area seluas 3.732,97 km<sup>2</sup> yang terdiri dari 25 Kecamatan, 204 Desa/Kelurahan Definitif. Kecamatan Bandar Pasir Mandoge merupakan Kecamatan yang terluas, dengan luasnya sebesar 713,63 km<sup>2</sup> atau sekitar 19,11 persen dari total luas Asahan, diikuti Kecamatan Sei Kepayang dengan luas 370,69 km<sup>2</sup> atau 9,93 persen. Sedangkan luas daerah terkecil adalah Kecamatan Kisaran Timur dengan luas 30,16 km<sup>2</sup> atau sekitar 0,80 persen dari total luas wilayah Asahan. Wilayah Kabupaten Asahan di sebelah Utara berbatasan dengan Kabupaten Batu Bara, di sebelah Selatan dengan Kabupaten Labuhan Batu Utara dan Toba Samosir, di sebelah Barat berbatasan dengan Kabupaten Simalungun dan di sebelah Timur berbatasan dengan Selat Malaka.

### 1.2. Keadaan Iklim

Kabupaten Asahan termasuk daerah yang beriklim tropis dan memiliki dua musim yaitu musim kemarau dan musim hujan. Musim kemarau dan musim hujan biasanya

### 1.1 Geography Condition

*Located in the east coast of Sumatera Utara Province, Asahan Regency is geographically positioned between 2°30'00"-3°10'00" North Latitude and from 99°01'-100°00' east Longitude and 0 – 1.000 m above sea level.*

*The area of Asahan is 3.732,97 km<sup>2</sup>, was further subdivided into 25 definite districts, 204 definite villages. District of Bandar Pasir Mandoge is the largest subdistrict with an area of 713,63 km<sup>2</sup> or 19,11 percent of the total area Asahan, followed by Sei Kepayang District with the area of 370,69 km<sup>2</sup> or 9,93 percent. While the smallest area is Kisaran Timur District with the area of 30,16 km<sup>2</sup> or 0,80 percent of the total area Asahan. At North the Asahan Regency borders on Batu Bara Regency, at South it borders on Labuhan Batu Utara and Toba Samosir Regency, at West it borders on Simalungun Regency, and at East it borders on the Malacca Straits.*

### 1.2. Climate Condition

*Asahan Regency has tropical climate, hence it only has two seasons, dry season and rainy season. The difference between those two seasons is on the number of rainy days and*

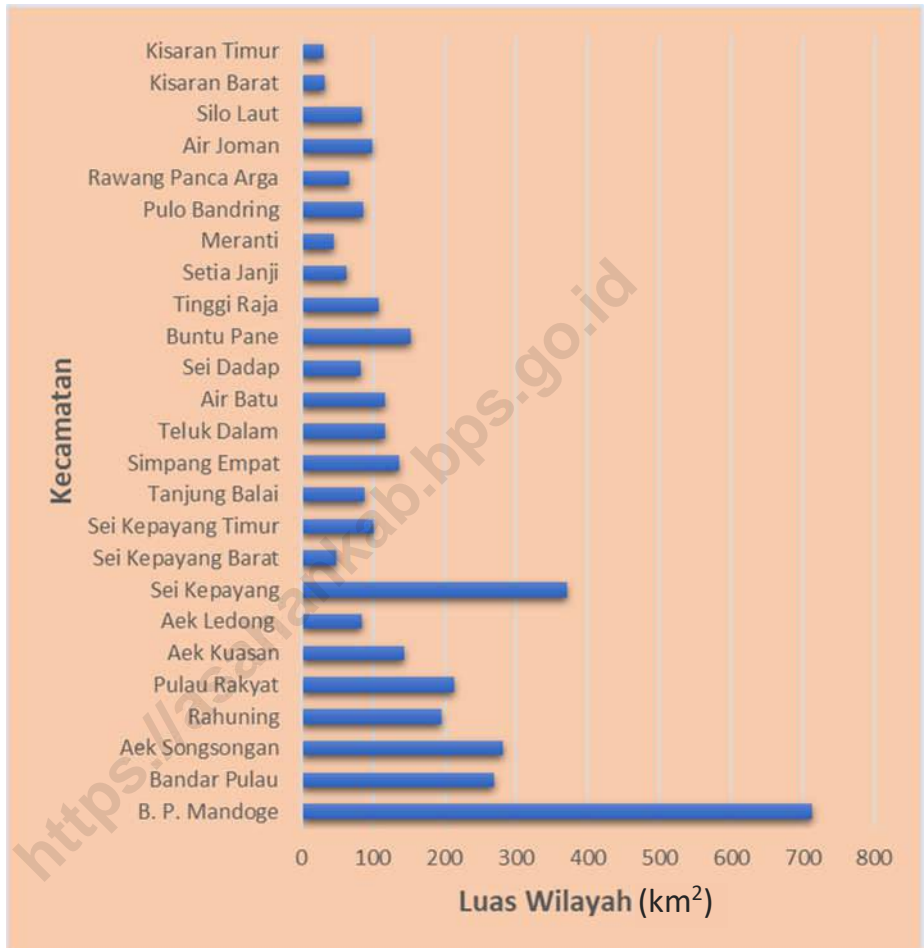
ditandai dengan sedikit banyaknya hari hujan dan volume curah hujan pada bulan terjadinya musim. Musim kemarau biasanya terjadi pada bulan Juni sampai September dan musim hujan pada bulan November sampai bulan Maret, diantara kedua musim itu diselingi oleh musim pancaroba.

*the volume of rainfall in each season. Summer accured on June up to September and rainy season on November up to March and between both of seasons, there is transition period.*

Menurut catatan Stasiun Klimatologi PTPN III Kebun Sei Dadap, pada tahun 2021 terdapat 141 hari hujan dengan volume curah hujan sebanyak 5.548 mm. Curah hujan terbesar terjadi pada bulan Agustus yaitu 998 mm dengan hari hujan sebanyak 18 hari. Sedangkan curah hujan paling kecil terjadi pada bulan Februari sebesar 94 mm dengan hari hujan sebanyak 2 hari. Rata-rata curah hujan tahun 2021 mencapai 141 mm/bulan.

*According to records Climatological Station Kebun Sei Dadap PTPN III, in the year 2019 there were 141 rainy days with rainfall volume as much as 5.548 mm. Large rainfall occurred in Agust is 998 mm with a rainy day as much as 18 days. While most small rainfall occurred in February amounted to 94 mm with a rainy day as much as 2 days. Average rainfall in 2021 reached 141 mm/ month.*

## Luas Wilayah Menurut Kecamatan di Kabupaten Asahan, 2021

**Gambar****1.1****Area by District in Asahan Regency, 2021****Figure**

Sumber : Badan Pusat Statistik Kabupaten Asahan

Source : Statistics of Asahan Regency

## 1.1 Keadaan Geografi / *Geography Condition*

**Tabel**  
**Table** 1.1.1 **Luas Daerah dan Tinggi Wilayah Menurut Kecamatan di Kabupaten Asahan, 2021**  
**Total Area and Altitude by Sub District in Asahan Regency, 2021**

|     | <b>Kecamatan</b><br><i>District</i> | <b>Ibukota Kecamatan</b><br><i>Capital of Sub District</i> | <b>Luas (km<sup>2</sup>)</b><br><b>Total Area</b><br><b>(square.km)</b> |
|-----|-------------------------------------|--|---|
|     | (1)                                 | (2)  | (3)   |
| 1.  | B. P. Mandoge                       | B. P. Mandoge  | 713,6321  |
| 2.  | Bandar Pulau                        | B. Pulau Pekan   | 268,4124  |
| 3.  | Aek Songsongan                      | Aek Songsongan   | 282,2056  |
| 4.  | Rahuning                            | Rahuning I   | 195,7978  |
| 5.  | Pulau Rakyat                        | P. Rakyat Pekan  | 213,6475  |
| 6.  | Aek Kuasan                          | Aek Loba Afdeling I  | 143,1331  |
| 7.  | Aek Ledong                          | Ledong Barat   | 85,1169   |
| 8.  | Sei Kepayang                        | Sei Kepayang kanan   | 370,6919  |
| 9.  | Sei Kepayang Barat                  | Sei Tulang Pandau  | 49,1921   |
| 10. | Sei Kepayang Timur                  | Sungai Pasir   | 100,6452  |
| 11. | Tanjung Balai                       | Teluk Nibung   | 88,6836   |
| 12. | Simpang Empat                       | Simpang Empat  | 135,7699  |
| 13. | Teluk Dalam                         | Air Teluk Kiri   | 117,0128  |
| 14. | Air Batu                            | Sungai Alim Ulu  | 117,1454  |
| 15. | Sei Dadap                           | Sei kamah II   | 82,7819   |
| 16. | Buntu Pane                          | Sei Silau Timur  | 153,3986  |
| 17. | Tinggi Raja                         | Padang Sari  | 107,8977  |
| 18. | Setia Janji                         | Sei Silau Barat  | 62,3702   |
| 19. | Meranti                             | Meranti  | 45,3276   |
| 20. | Pulo Bandring                       | Suka Damai   | 86,9936   |
| 21. | Rawang Panca Arga                   | Rawang Pasar IV  | 67,3702   |
| 22. | Air Joman                           | Binjai Serbangan   | 98,0944   |
| 23. | Silau Laut                          | Silau Bonto  | 84,6758   |
| 24. | Kisaran Barat                       | Sei Renggas  | 32,8052   |
| 25. | Kisaran Timur                       | Kisaran Naga   | 30,1678   |
|     | <b>Asahan</b>                       | <b>Kisaran</b>   | <b>3 732,9700</b>   |

Sumber : PERDA Kab. Asahan No.12 Tahun 2013 Tentang Rencana Tata Ruang Wilayah Kab. Asahan Tahun 2013-2033

Source : PERDA Kab. Asahan No.12 Tahun 2013

Lanjutan Tabel/*Continued Table 1.1.1*

| <b>Kecamatan<br/>District</b> | <b>Persentase terhadap Luas Kab/Kota<br/>Percentage to Regency/Municipality's<br/>Area</b> |
|-------------------------------|--|
| (1)                           | (4)  |
| 1. B. P. Mandoge              | 19,11  |
| 2. Bandar Pulau               | 7,19   |
| 3. Aek Songsongan             | 7,55   |
| 4. Rahuning                   | 5,24   |
| 5. Pulau Rakyat               | 5,72   |
| 6. Aek Kuasan                 | 3,83   |
| 7. Aek Ledong                 | 2,27   |
| 8. Sei Kepayang               | 9,93   |
| 9. Sei Kepayang Barat         | 1,31   |
| 10. Sei Kepayang Timur        | 2,69   |
| 11. Tanjung Balai             | 2,37   |
| 12. Simpang Empat             | 3,63   |
| 13. Teluk Dalam               | 3,13   |
| 14. Air Batu                  | 3,13   |
| 15. Sei Dadap                 | 2,21   |
| 16. Buntu Pane                | 4,10   |
| 17. Tinggi Raja               | 2,89   |
| 18. Setia Janji               | 1,67   |
| 19. Meranti                   | 1,21   |
| 20. Pulo Bandring             | 2,33   |
| 21. Rawang Panca Arga         | 1,80   |
| 22. Air Joman                 | 2,62   |
| 23. Silau Laut                | 2,26   |
| 24. Kisaran Barat             | 0,87   |
| 25. Kisaran Timur             | 0,80   |
| <b>Asahan</b>                 | <b>100,00</b>  |

**Tinggi Wilayah dan Jarak ke Ibukota Kabupaten Menurut Kecamatan di Kabupaten Asahan, 2021**  
**Altitude and Distance to the Capital of Regency by Subdistrict in Asahan Regency, 2021**

|     | <b>Kecamatan<br/>District</b> | <b>Tinggi Wilayah (mdpl)<br/>Altitude (m a.s.l)</b> | <b>Jarak ke Ibukota<br/>Distance to the Capital</b> |
|-----|-------------------------------|---|---|
|     | (1)                           | (5)   | (6)   |
| 1.  | B. P. Mandoge                 | 157   | 46  |
| 2.  | Bandar Pulau                  | 113   | 60  |
| 3.  | Aek Songsongan                | 44  | 70  |
| 4.  | Rahuning                      | 31  | 42  |
| 5.  | Pulau Rakyat                  | 20  | 44  |
| 6.  | Aek Kuasan                    | 34  | 52  |
| 7.  | Aek Ledong                    | 82  | 64  |
| 8.  | Sei Kepayang                  | 12  | 38  |
| 9.  | Sei Kepayang Barat            | 5   | 30  |
| 10. | Sei Kepayang Timur            | 1   | 35  |
| 11. | Tanjung Balai                 | 2   | 36  |
| 12. | Simpang Empat                 | 8   | 13  |
| 13. | Teluk Dalam                   | 31  | 26  |
| 14. | Air Batu                      | 31  | 22  |
| 15. | Sei Dadap                     | 38  | 10  |
| 16. | Buntu Pane                    | 34  | 10  |
| 17. | Tinggi Raja                   | 58  | 22  |
| 18. | Setia Janji                   | 37  | 15  |
| 19. | Meranti                       | 9   | 15  |
| 20. | Pulo Bandring                 | 18  | 5   |
| 21. | Rawang Panca Arga             | 11  | 9   |
| 22. | Air Joman                     | 10  | 10  |
| 23. | Silau Laut                    | 2   | 25  |
| 24. | Kisaran Barat                 | 17  | 5   |
| 25. | Kisaran Timur                 | 14  | 3   |
|     | <b>Asahan</b>                 | <b>0-1000</b>                                       | <b>-</b>  |

Sumber : Badan Pusat Statistik Kabupaten Asahan

Source : BPS-Statistics of Asahan Regency



**Tabel** 1.1.3 **Letak dan Geografi Kabupaten Asahan, 2021**  
**Table** 1.1.3 **Location and Geography of Asahan Regency, 2021**

| <b>Karakteristik</b><br><i>Characteristic</i>                     | <b>Penjelasan</b><br><i>Explanation</i> |   |  |
|---|---|---|--|
| (1)   | (2)                                     |   |  |
| 1. Letak<br><i>Geographical</i>                                   | :                                       | 2 <sup>o</sup> 30'00" – 3 <sup>o</sup> 10'00" Lintang Utara/ <i>North Latitude</i>  |  |
|   | :                                       | 99 <sup>o</sup> 01' – 100 <sup>o</sup> 00' Bujur Timur/ <i>East Longitude</i>   |  |
| 2. Luas Wilayah/ <i>Area</i>                                      | :                                       | 3 732,97 km <sup>2</sup> (373 297 ha)   |  |
| 3. Letak di Atas Permukaan Laut<br><i>Heights Above Sea Level</i> | :                                       | 0 – 1 000 m dpl   |  |
| 4. Batas Wilayah<br><i>Area Boundary</i>                          | :                                       | Utara/ <i>North</i> :   | Kabupaten Batu Bara/<br><i>Batu Bara Regency</i>   |
|   | :                                       | Selatan/ <i>South</i> :   | Kab. Labuhan Batu Utara dan Kab. Toba Samosir/<br><i>Labuhan Batu Utara and Toba Samosir Regency</i> |
|   | :                                       | Barat/ <i>West</i> :  | Kabupaten Simalungun/<br><i>Simalungun Regency</i>   |
|   | :                                       | Timur/ <i>East</i> :  | Selat Malaka/<br><i>Malaka Straits</i>   |
| 5. Daerah Administratif/<br><i>Administration Area</i>            | :                                       | Terdiri dari 25 Kecamatan, 204 Desa/Kelurahan definitif/<br><i>Consists of 25 definite districts, 204 definite villages..</i> |  |

Sumber : Badan Pusat Statistik Kabupaten Asahan

Source : BPS-Statistics of Asahan Regency

**Tabel** 1.1.4 **Letak Geografis Menurut Kecamatan di Kabupaten Asahan, 2021**  
**Table** 1.1.4 **Geographical Location by District in Asahan Regency, 2021**

|     | <b>Kecamatan<br/>District</b> | <b>Lintang Utara<br/>North Latitude</b>         | <b>Bujur Timur<br/>East Longitude</b>          |
|-----|-------------------------------|---|--|
|     | <b>(1)</b>                    | <b>(2)</b>                                      | <b>(3)</b>                                     |
| 1.  | B. P. Mandoge                 | 2 <sup>0</sup> 31'55"- 2 <sup>0</sup> 55'46"    | 99 <sup>0</sup> 01'00"- 99 <sup>0</sup> 27'41" |
| 2.  | Bandar Pulau                  | 2 <sup>0</sup> 35'35"- 2 <sup>0</sup> 44'03"    | 99 <sup>0</sup> 14'54"- 99 <sup>0</sup> 33'00" |
| 3.  | Aek Songsongan                | 2 <sup>0</sup> 30'00"- 2 <sup>0</sup> 40'55"    | 99 <sup>0</sup> 11'29"- 99 <sup>0</sup> 34'24" |
| 4.  | Rahuning                      | 2 <sup>0</sup> 38'56"- 2 <sup>0</sup> 47'52"    | 99 <sup>0</sup> 21'36"- 99 <sup>0</sup> 37'19" |
| 5.  | Pulau Rakyat                  | 2 <sup>0</sup> 39'20"- 2 <sup>0</sup> 48'50"    | 99 <sup>0</sup> 34'50"- 99 <sup>0</sup> 47'24" |
| 6.  | Aek Kuasan                    | 2 <sup>0</sup> 35'47"- 2 <sup>0</sup> 45'20"    | 99 <sup>0</sup> 33'36"- 99 <sup>0</sup> 49'19" |
| 7.  | Aek Ledong                    | 2 <sup>0</sup> 34'30"- 2 <sup>0</sup> 39'35"    | 99 <sup>0</sup> 33'12"- 99 <sup>0</sup> 42'53" |
| 8.  | Sei Kepayang                  | 2 <sup>0</sup> 41'20"- 2 <sup>0</sup> 56'42"    | 99 <sup>0</sup> 44'48"- 99 <sup>0</sup> 59'20" |
| 9.  | Sei Kepayang Barat            | 2 <sup>0</sup> 55'27"- 2 <sup>0</sup> 59'42"    | 99 <sup>0</sup> 48'23"- 99 <sup>0</sup> 54'46" |
| 10. | Sei Kepayang Timur            | 2 <sup>0</sup> 52'16"- 3 <sup>0</sup> 02'17"    | 99 <sup>0</sup> 49'30"- 100 <sup>0</sup> 00'   |
| 11. | Tanjung Balai                 | 2 <sup>0</sup> 58'57"- 3 <sup>0</sup> 06'00"    | 99 <sup>0</sup> 45'30"- 99 <sup>0</sup> 51'58" |
| 12. | Simpang Empat                 | 2 <sup>0</sup> 50'00"- 2 <sup>0</sup> 58'48"    | 99 <sup>0</sup> 33'87"- 99 <sup>0</sup> 50'21" |
| 13. | Teluk Dalam                   | 2 <sup>0</sup> 45'00"- 2 <sup>0</sup> 52'47"    | 99 <sup>0</sup> 34'45"- 99 <sup>0</sup> 45'15" |
| 14. | Air Batu                      | 2 <sup>0</sup> 47'34"- 2 <sup>0</sup> 57'18"    | 99 <sup>0</sup> 33'02"- 99 <sup>0</sup> 42'52" |
| 15. | Sei Dadap                     | 2 <sup>0</sup> 53'33"- 2 <sup>0</sup> 59'08"    | 99 <sup>0</sup> 34'10"- 99 <sup>0</sup> 42'47" |
| 16. | Buntu Pane                    | 2 <sup>0</sup> 46'09"- 2 <sup>0</sup> 56'59"    | 99 <sup>0</sup> 25'45"- 99 <sup>0</sup> 34'14" |
| 17. | Tinggi Raja                   | 2 <sup>0</sup> 45'04"- 2 <sup>0</sup> 55'24"    | 99 <sup>0</sup> 27'38"- 99 <sup>0</sup> 36'54" |
| 18. | Setia Janji                   | 2 <sup>0</sup> 53'49"- 2 <sup>0</sup> 58'22"    | 99 <sup>0</sup> 26'00"- 99 <sup>0</sup> 32'36" |
| 19. | Meranti                       | 3 <sup>0</sup> 02'00"- 3 <sup>0</sup> 07'49"    | 99 <sup>0</sup> 35'19"- 99 <sup>0</sup> 38'57" |
| 20. | Pulo Bandring                 | 2 <sup>0</sup> 55'07"- 3 <sup>0</sup> 04'13"    | 99 <sup>0</sup> 28'59"- 99 <sup>0</sup> 37'46" |
| 21. | Rawang Panca Arga             | 3 <sup>0</sup> 00'46"- 3 <sup>0</sup> 06'20"    | 99 <sup>0</sup> 36'23"- 99 <sup>0</sup> 41'37" |
| 22. | Air Joman                     | 2 <sup>0</sup> 58'08"- 3 <sup>0</sup> 04'25"    | 99 <sup>0</sup> 39'08"- 99 <sup>0</sup> 46'54" |
| 23. | Silau Laut                    | 3 <sup>0</sup> 00'56"- 3 <sup>0</sup> 10'00"    | 99 <sup>0</sup> 41'24"- 99 <sup>0</sup> 47'49" |
| 24. | Kisaran Barat                 | 2 <sup>0</sup> 57'08"- 3 <sup>0</sup> 01'09"    | 99 <sup>0</sup> 33'00"- 99 <sup>0</sup> 37'51" |
| 25. | Kisaran Timur                 | 2 <sup>0</sup> 56'55"- 3 <sup>0</sup> 01'30"    | 99 <sup>0</sup> 36'43"- 99 <sup>0</sup> 40'38" |
|     | <b>Asahan</b>                 | <b>2<sup>0</sup>30'00"- 3<sup>0</sup>10'00"</b> | <b>99<sup>0</sup>01' - 100<sup>0</sup>00'</b>  |

Sumber : Badan Pusat Statistik Kabupaten Asahan

Source : BPS-Statistics of Asahan Regency

**Tabel** 1.1.5 **Jarak Ibukota Kabupaten Asahan (Kisaran) ke Ibukota Kabupaten/Kota di Provinsi Sumatera Utara, 2021**  
**Table** 1.1.5 *Distance from Regency's Capital City to Other Capital Cities of Regency/City in Sumatera Utara Province, 2021*

| <b>Ibukota Kabupaten Asahan</b><br><i>Regency's Capital of Asahan</i> | <b>Ibukota Kabupaten/Kota</b><br><i>Capital City of Regency/City</i> | <b>Jarak</b><br><i>Distance</i><br><b>(km)</b> |
|---|--|--|
| (1)   | (2)  | (3)  |
| <b>Kisaran</b>  | ➤ Lima Puluh   | 50   |
|   | ➤ Tebing Tinggi  | 80   |
|   | ➤ Sei Rampah   | 110  |
|   | ➤ Lubuk Pakam  | 130  |
|   | ➤ Medan  | 158  |
|   | ➤ Binjai   | 182  |
|   | ➤ Stabat   | 200  |
|   | ➤ Pematang Siantar   | 102  |
|   | ➤ Kabanjahe  | 195  |
|   | ➤ Sidikalang   | 227  |
|   | ➤ Parapat  | 154  |
|   | ➤ Balige   | 203  |
|   | ➤ Tarutung   | 258  |
|   | ➤ Sibolga  | 324  |
|   | ➤ Tanjung Balai  | 27   |
|   | ➤ Rantau Prapat  | 127  |
| ➤ Padangsidempuan   | 322  |  |
| ➤ Panyabungan   | 393  |  |

Sumber : Badan Pusat Statistik Kabupaten Asahan

Source : BPS-Statistics of Asahan Regency

## 1.2 Kondisi Iklim/*Climate Condition*

**Tabel** 1.2.1 Rata-Rata Jumlah Hujan dan Curah Hujan Setiap Bulan di Kabupaten Asahan, 2017 - 2021  
**Table** *Average of Rain and Rainfall of Asahan Regency, 2017 – 2021*

| Tahun/Bulan<br><i>Year/Month</i> | Jumlah Hujan<br>(hari)<br><i>Number of Rain<br/>(day)</i> | Curah Hujan (mm)<br><i>Rainfall (mm)</i> |
|----------------------------------|---|--|
| (1)                              | (2)   | (3)                                      |
| 2017                             | 140   | 1 750                                    |
| 2018                             | 116   | 1 942                                    |
| 2019                             | 122   | 1 680                                    |
| 2020                             | 143   | 3 821                                    |
| 2021                             | <b>141</b>  | <b>5 548</b>                             |
| <i>Januari/January</i>           | 11  | 317                                      |
| <i>Pebruari/February</i>         | 2   | 94                                       |
| <i>Maret/March</i>               | 14  | 503                                      |
| <i>April/April</i>               | 7   | 419                                      |
| <i>Mei/May</i>                   | 11  | 382                                      |
| <i>Juni/June</i>                 | 11  | 351                                      |
| <i>Juli/July</i>                 | 11  | 499                                      |
| <i>Agustus/August</i>            | 18  | 998                                      |
| <i>September/September</i>       | 16  | 571                                      |
| <i>Oktober/October</i>           | 12  | 401                                      |
| <i>Nopember/November</i>         | 20  | 815                                      |
| <i>Desember/December</i>         | 8   | 198                                      |

Sumber : PTPN III Persero Kebun Sei Dadap  
Source : *State Large Estates III in Sei Dadap*



# BAB 2

## Chapter 2

# PEMERINTAHAN GOVERNMENT

Jumlah Pegawai Negeri Sipil Pemerintah Daerah Tahun 2021/  
Number Of Civil Servant in Regional Government



### Jenjang Pendidikan /

Educational Level



SD :39  
SMP : 59  
SMA : 972



D1 : 62  
D2 : 273  
D3 : 992  
D4 / S1 : 3.474  
S2 / S3 : 265

Jumlah Sertifikat Tanah yang  
diterbitkan Tahun 2021/

Number Of Published Land Certificates 2021



1.893 Sertifikat  
/ Certificates

Sumber : Kabupaten Asahan Dalam Angka 2021

Source : Asahan Regency Figures ,2021



## PENJELASAN TEKNIS

## TECHNICAL NOTES

1. **Kecamatan** dibentuk di wilayah Kabupaten/Kota dengan Perda Kabupaten/Kota yang berpedoman pada Peraturan Pemerintah. Kecamatan dipimpin oleh seorang camat yang dalam pelaksanaan tugasnya memperoleh pelimpahan sebagian wewenang bupati atau wali kota untuk menangani sebagian urusan otonomi daerah.
  2. **Desa/Kelurahan** dibentuk di wilayah kecamatan dengan Perda Kabupaten/Kota yang berpedoman pada Peraturan Pemerintah. Kepala Desa dipilih oleh rakyat sedangkan Lurah diangkat oleh Bupati/ Wali Kota atas usul Camat dari pegawai negeri sipil yang menguasai pengetahuan teknis pemerintahan dan memenuhi persyaratan sesuai dengan peraturan perundang-undangan.
  3. **Sekretariat DPRD** dipimpin oleh Sekretaris DPRD. Sekretaris DPRD Kabupaten/Kota diangkat dan diberhentikan oleh Bupati/Wali Kota dengan persetujuan DPRD Kabupaten/Kota.
  4. **Realisasi Penerimaan dan Pengeluaran Pemerintah Kabupaten** adalah realisasi/perhitungan APBD Kabupaten pada tiap tahun anggaran.
1. **District** was formed in the Regency/Manucipalities with Regulation Regency/Manucipalities which are based on Government Regulation. District led by a district head who in the performance of its duties obtain partial delegation of authority regent or mayor to handle most affairs of regional autonomy.
  2. **The Village** was formed in the districts with Regulation Regency/Manucipalities which are based on Government Regulation. Headman appointed by the Regent was elected by the people while the Mayor upon the recommendation of the Head of civil servants who master the technical knowledge of government and meets the requirements in accordance with legislation.
  3. **Parliament Secretariat** headed by the Secretary of Parliament. Secretariat of the Regency/Municipalities appointed and dismissed by the Regent/Mayor with the approval of parliament of Regency/Manucipalities.
  4. **Actual revenue and expenditure of Regencial Government** is the realization/provincial budget calculations for every fiscal year.



5. **Pendapatan Asli Daerah (PAD)** adalah pendapatan yang diperoleh daerah yang dipungut berdasarkan peraturan daerah sesuai dengan peraturan perundang-undangan, guna keperluan daerah yang bersangkutan dalam membiayai kegiatannya.
6. **Dana Perimbangan** adalah dana yang bersumber dari pendapatan APBN yang dialokasikan kepada Daerah untuk mendanai kebutuhan daerah dalam rangka pelaksanaan desentralisasi.
7. **Lain-lain Pendapatan yang Sah** adalah pendapatan lainnya dari pemerintah pusat dan atau dari instansi pusat, serta dari daerah lainnya.
5. **Original Local Government Revenue** is revenue that withheld based on local regulations in accordance with the legislation, for the purposes of financing their activities.
6. **Balanced Budget** is the fund coming from the state budget that allocated to regions to fund their needs in the context of decentralization.
7. **Other Legal Revenue** is other income that coming from the central government and or from the central agencies, as well as from other local government.

**ULASAN****DESCRIPTION****2.1 Wilayah Administratif**

Kabupaten Asahan pada bulan Desember 2020 terdiri dari 25 kecamatan, 177 desa dan 27 kelurahan yang terdiri dari 2 desa swadaya, 2 desa swakarya, 200 desa/kelurahan swasembada yang seluruhnya telah definitif. Dari 204 kepala desa atau lurah, 10 diantaranya dikepalai oleh perempuan atau sekitar 5 persen.

**2.2 Sumber Daya Manusia**

Jumlah PNS Otonomi daerah di Kabupaten Asahan tahun 2021 berjumlah 6.140 orang. Terdiri atas 1.936 orang (31%) PNS laki-laki dan sisanya sebanyak 4.204 orang (68%) adalah PNS perempuan. Jika dirinci menurut golongan, sebagian besar merupakan golongan III yaitu sebesar 55 persen dan yang terkecil adalah golongan I sebesar 6,7 persen. Dilihat dari tingkat pendidikannya, sebagian besar adalah tamatan S1 sebesar 56 persen, Diploma 21 persen dan SMA 15 persen.

**2.3 Pemilihan Umum**

Anggota DPRD Kabupaten Asahan pada tahun 2021 hasil Pemilu Legislatif tahun 2019 menghasilkan 45 orang anggota DPRD Kabupaten Asahan yang terdiri dari 8 orang dari Partai Gerindra, 7 orang dari Partai Golkar, 7 orang dari Partai PDI-Perjuangan, 6

**2.1. Administrative Area**

*Asahan Regency in December 2020 consists of 25 districts, 177 villages and 27 urban villages consisting of 2 villages self-supporting, 2 villages self-developing, self-sufficiency 204 villages/urban villages have been entirely self-sufficient middle definitive. Of the 204 village heads or village heads, 10 of which are headed by women or about 5 percent.*

**2.2. Human Resources**

*Number of civil servants Regional autonomy in Asahan regency in 2021 amounted to 6.140 people. Consisting of 1.936 people (31%) of male civil servants and the remaining 4.204people (68%) were female civil servants. If classified according to the class, most of the class III is 55 percent and the smallest is class I of 6,7 percent. Judging from the level of education, most of the graduates S1 by 56 percent, 21 percent of Diploma and 15 percent of Senior High School.*

**2.3. General Election**

*Members of the Asahan Regency DPRD in 2020 from the 2019 Legislative Election resulted in 45 members of Asahan Regency DPRD consisting of 8 people from the Gerindra Party, 7 people from the Golkar Party, 7 from the PDI Perjuangan, 6 people*

orang dari Partai Demokrat, 5 orang dari PAN, 4 orang dari Partai Persatuan Pembangunan, 3 dari Partai Keadilan Sejahtera, 2 dari Hanura, 1 dari Partai Perindo, sedangkan Partai Kebangkitan Bangsa dan Partai Keadilan dan Persatuan Indonesia masing-masing 1 orang. Dari 45 orang tersebut 10 orang diantaranya adalah perempuan.

#### 2.4 Keuangan Pemerintah

Anggaran Pendapatan Pemerintah Daerah Kabupaten Asahan pada tahun 2021 tercatat sebesar 1,64 miliar rupiah, yang terdiri atas Pendapatan Asli Daerah (PAD) sebesar 134,8 miliar rupiah, dana transfer 1,4 triliun rupiah dan sisanya dari lain-lain pendapatan daerah yang sah sebesar 103 miliar rupiah. Sedangkan Anggaran Belanja Daerah Kabupaten Asahan pada tahun 2021 mencapai 1,59 triliun rupiah, yang terdiri atas belanja operasi sebesar 1,13 triliun rupiah dan belanja modal 192 miliar rupiah. Untuk transfer bantuan keuangan ke Desa dan lainnya sebesar 273,6 miliar rupiah. Dapat dilihat pada Tabel 2.4.1 - 2.4.4. Jika dibandingkan dari tahun 2020 Pendapatan Pemerintah Daerah Kabupaten Asahan mengalami penurunan sebesar 2% sedangkan Anggaran Belanja Daerah Kabupaten Asahan mengalami kenaikan sebesar 15%.

*from the Demokrat Party, 5 from the PAN, 5 people from the Persatuan Pembangunan Party, 3 from the Keadilan Sejahtera Party, 2 from the Hanura Party, while the Perindo, Kebangkitan Bangsa and Keadilan and Persatuan Indonesia each had 1 person. Of the 45 people, 10 of them were women.*

#### 2.4 Government Finance

*The Income of Regional of Asahan in 2021 were Rp1,42 trillion, which is consisting of Local Government Original Receipt (PAD) which were 134,8 billion rupiahs, the Balanced Budget which were 1,4 trillion rupiahs, and the rest from other authorized sources which where 103 million rupiahs. The plan expenditure for the year 2021 were amounted to 1,59 trillion rupiahs, which consist of operating expenses 1,13 trillion rupiahs and the capital expenditure 192 billion rupiahs. Sharing expenditure to Villages and other were 273,6 billion rupiahs. Can be seen in the Table 2.4.1 - 2.4.4. When compared from Year 2020 the Income of Regional of Asahan decreased of 2% while the district budget is asahan increased of 15%.*

## 2.5 Pertanian

Pada tahun 2021 Kementerian Agraria dan Tata Ruang/BPN Kantor Kabupaten Asahan telah menerbitkan sebanyak 1.893 sertifikat tanah dalam prosedur rutin. Dari jumlah tersebut 1.703 buah berstatus hak milik, 13 buah berstatus hak guna bangunan, 153 buah berstatus hak pakai dan 24 hak guna usaha. Kementerian Agraria dan Tata Ruang/BPN Kantor Kabupaten Asahan pada tahun 2021 tidak ada menerbitkan sertifikat tanah berstatus hak milik dengan prosedur proyek.

## 2.6 Administrasi Pemerintahan

Susunan pemerintahan Kabupaten Asahan periode 2014–2021 terdiri dari bupati, wakil bupati, sekretariat daerah, sekretariat DPRD, dinas daerah, lembaga teknis daerah, kecamatan, dan kelurahan. Lembaga Teknis Daerah merupakan unsur pendukung tugas kepala daerah dalam penyusunan dan pelaksanaan kebijakan daerah yang bersifat spesifik berbentuk badan, kantor, atau rumah sakit umum daerah. Dipimpin oleh kepala badan, kepala kantor, atau kepala rumah sakit umum daerah yang diangkat oleh kepala daerah dari pegawai negeri sipil yang memenuhi syarat atas usul Sekretaris Daerah.

Dinas Daerah merupakan unsur pelaksana otonomi daerah. Dinas daerah dipimpin oleh kepala dinas yang diangkat dan diberhentikan oleh kepala daerah dari

## 2.5 Land Affairs

*In the year 2021 Agrarian ministries and spatial planning/BPN Asahan Regency has issued land certificates as many as 1.893 in a routine procedure. From this number 1.703 pieces of property status, 13 pieces of building possession right, 153 pieces of use right and 24 pieces of business purpose right. Agrarian ministries and spatial planning/BPN Asahan Regency in 2021 did not issue certificates of land ownership status with project procedures.*

## 2.6 Public Administration

*The composition of district administration Asahan 2014-2021 period consists of regent, vice regent, regional secretariat, the secretariat of Parliament, local agencies, regional technical agencies, districts, and villages. Regional Technical Institute is a supporting element of the task of regional heads in the preparation and implementation of regional policies that are specific entity, office, or district hospitals. Chaired by the head of the body, the head office, or the head of district general hospitals appointed by the regional head of the civil servants who qualified at the proposal of the Regional Secretary.*

*Regional Department is implementing the element of regional autonomy. Local agencies led by head of department who is appointed and dismissed by the regional*

pegawai negeri sipil yang memenuhi syarat atas usul Sekretaris Daerah.

*head of the civil servants who qualified at the proposal of the Regional Secretary.*

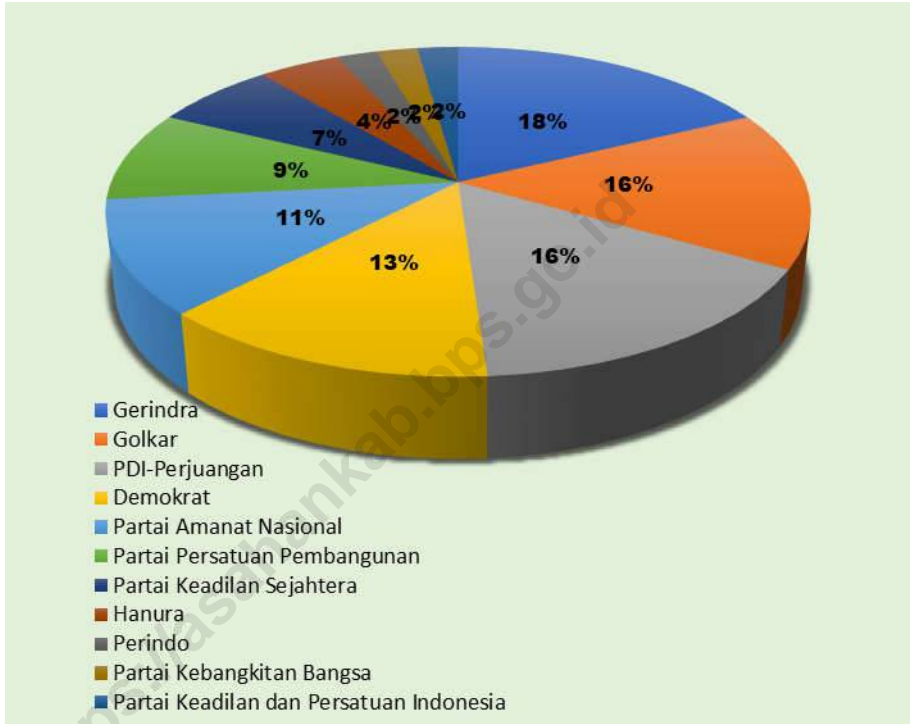
Pada tahun 2021 Dinas Kependudukan dan Catatan Sipil Kabupaten Asahan telah menerbitkan sebanyak 21.096 Akta Kelahiran, jika dibandingkan dengan Tahun 2021 terjadi penurunan sebesar 6% lebih rendah dari Tahun 2020. Kecamatan yang paling banyak menerbitkan akta kelahiran yaitu Kecamatan Teluk Dalam sebesar 2.222, lalu Kecamatan Bandar Pulau 1.461 akta. Sedangkan kecamatan paling sedikit menerbitkan akta kelahiran yaitu 278 akta dari Kecamatan Setia Janji.

*In 2021 the Department of Population and Civil Asahan Regency has issued a total of 21.096 birth certificates, when compared with the year 2021 an decrease of 6 percent, lower than the year 2020. District of the most widely issued a birth certificate that is Teluk Dalam District for 2.222 then Bandar Pulau District 1.461 deed. While the district for at least a birth certificate that is issued a certificate of 278 Setia Janji District.*



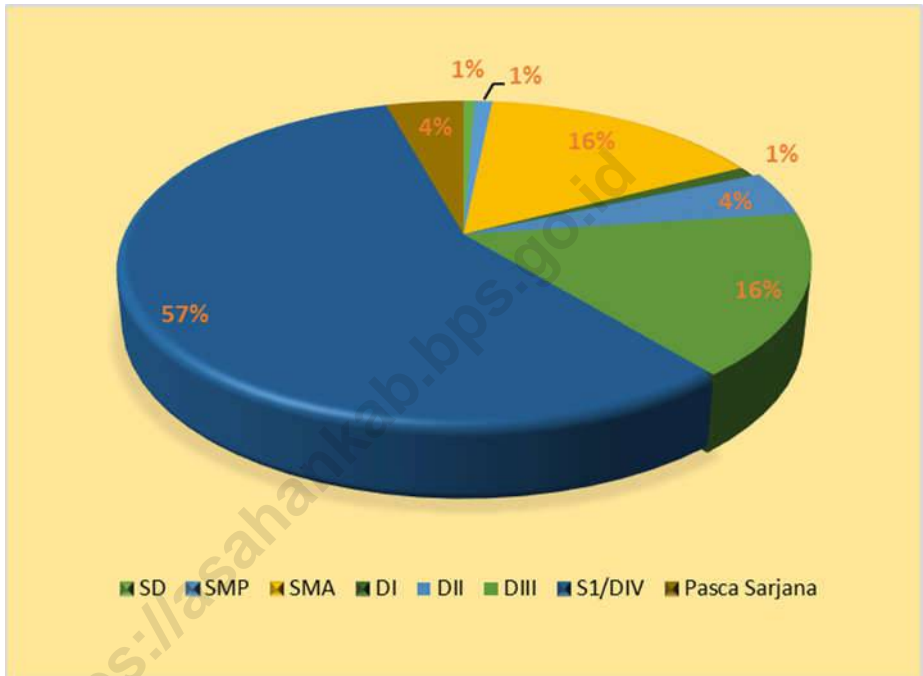
**Gambar** 2.2  
**Figure**

**Komposisi Anggota DPRD Kabupaten Asahan Menurut Partai (persen), 2021**  
**Member of Asahan Regency House of Parliament Member by Party (percentage), 2021**



Sumber : Sekretariat DPRD Kabupaten Asahan  
Source : House of Parliament of Asahan Regency Secretary

**Gambar 2.3** **Persentase Pegawai Negeri Sipil Pemerintah Daerah Menurut Tingkat Pendidikan (persen), 2021**  
**Figure 2.3** **Percentage of Civil Servant in Regional Government by Level of Education (percentage), 2021**



Sumber : Badan Kepegawaian Daerah Kabupaten Asahan

Source : State Peopleel Administration Board Representative Office of Asahan Regency



**Gambar** 2.4 **Grafik Jumlah Sertifikat Hak Atas Tanah, 2017-2021**  
**Figure** 2.4 **Number of Rights on Land Certificates, 2017-2021**



Sumber : Kementerian Agraria dan Tata Ruang/BPN Kantor Kabupaten Asahan  
Source : Agrarian ministries and spatial planning/BPN-Land Board Representative Office of Asahan Regency

## 2.1 Wilayah Administrasi/ Administrative Area

**Tabel**  
**Table**                      **2.1.1**                      **Jumlah Desa/ Kelurahan Menurut Kecamatan di Kabupaten**  
**Asahan, 2017-2021**  
**Number Of Village by District In Asahan Regency, 2017-2021**

|     | <b>Kecamatan</b><br><b>District</b> | <b>2017</b> | <b>2018</b> | <b>2019</b> | <b>2020</b> | <b>2021</b> |
|-----|-------------------------------------|-------------|-------------|-------------|-------------|-------------|
|     | (1)                                 | (2)         | (3)         | (4)         | (5)         | (6)         |
| 1.  | B. P. Mandoge                       | 9           | 9           | 9           | 9           | 9           |
| 2.  | Bandar Pulau                        | 10          | 10          | 10          | 10          | 10          |
| 3.  | Aek Songsongan                      | 9           | 9           | 9           | 9           | 9           |
| 4.  | Rahuning                            | 7           | 7           | 7           | 7           | 7           |
| 5.  | Pulau Rakyat                        | 12          | 12          | 12          | 12          | 12          |
| 6.  | Aek Kuasan                          | 7           | 7           | 7           | 7           | 7           |
| 7.  | Aek Ledong                          | 7           | 7           | 7           | 7           | 7           |
| 8.  | Sei Kepayang                        | 6           | 6           | 6           | 6           | 6           |
| 9.  | Sei Kepayang Barat                  | 6           | 6           | 6           | 6           | 6           |
| 10. | Sei Kepayang Timur                  | 5           | 5           | 5           | 5           | 5           |
| 11. | Tanjung Balai                       | 8           | 8           | 8           | 8           | 8           |
| 12. | Simpang Empat                       | 8           | 8           | 8           | 8           | 8           |
| 13. | Teluk Dalam                         | 6           | 6           | 6           | 6           | 6           |
| 14. | Air Batu                            | 12          | 12          | 12          | 12          | 12          |
| 15. | Sei Dadap                           | 10          | 10          | 10          | 10          | 10          |
| 16. | Buntu Pane                          | 9           | 9           | 9           | 9           | 9           |
| 17. | Tinggi Raja                         | 7           | 7           | 7           | 7           | 7           |
| 18. | Setia Janji                         | 5           | 5           | 5           | 5           | 5           |
| 19. | Meranti                             | 7           | 7           | 7           | 7           | 7           |
| 20. | Pulo Bandring                       | 10          | 10          | 10          | 10          | 10          |
| 21. | Rawang Panca Arga                   | 7           | 7           | 7           | 7           | 7           |
| 22. | Air Joman                           | 7           | 7           | 7           | 7           | 7           |
| 23. | Silau Laut                          | 5           | 5           | 5           | 5           | 5           |
| 24. | Kisaran Barat                       | 13          | 13          | 13          | 13          | 13          |
| 25. | Kisaran Timur                       | 12          | 12          | 12          | 12          | 12          |
|     | <b>Asahan</b>                       | <b>204</b>  | <b>204</b>  | <b>204</b>  | <b>204</b>  | <b>204</b>  |

Sumber : Peraturan Kepala Badan Pusat Statistik Nomor 3 Tahun 2019 Tanggal 6 Mei 2019 tentang Perubahan Atas Peraturan Kepala Badan Pusat Statistik Nomor 90 Tahun 2018 tentang Kode dan Nama Wilayah Kerja Statistik Tahun 2018

Source : *Tahun 2018/Chief Statistician Regulation Number 3/2019, May 6 2019, as a revision of Chief Statistician Regulation Number 90 of 2018 on Code and Name of Regional Level of Data Collection.*

**Tabel**  
**Table**      **2.1.2**      **Jumlah Desa/ Kelurahan, Dusun atau Lingkungan Menurut Kecamatan di Kabupaten Asahan, 2021**  
**Number Of Village, Hamlet Or The Environment by District In Asahan Regency, 2021**

|     | <b>Kecamatan</b><br><b>District</b> | <b>Desa</b><br><b>Village</b> | <b>Kelurahan</b><br><b>Village</b> | <b>Dusun/Lingk.</b><br><b>Hamlet</b> |
|-----|-------------------------------------|-------------------------------|------------------------------------|--------------------------------------|
|     | (1)                                 | (2)                           | (3)                                | (4)                                  |
| 1.  | B. P. Mandoge                       | 9                             | -                                  | 92                                   |
| 2.  | Bandar Pulau                        | 10                            | -                                  | 60                                   |
| 3.  | Aek Songsongan                      | 9                             | -                                  | 53                                   |
| 4.  | Rahuning                            | 7                             | -                                  | 46                                   |
| 5.  | Pulau Rakyat                        | 12                            | -                                  | 75                                   |
| 6.  | Aek Kuasan                          | 6                             | 1                                  | 50                                   |
| 7.  | Aek Ledong                          | 7                             | -                                  | 45                                   |
| 8.  | Sei Kepayang                        | 6                             | -                                  | 73                                   |
| 9.  | Sei Kepayang Barat                  | 6                             | -                                  | 35                                   |
| 10. | Sei Kepayang Timur                  | 5                             | -                                  | 49                                   |
| 11. | Tanjung Balai                       | 8                             | -                                  | 63                                   |
| 12. | Simpang Empat                       | 8                             | -                                  | 73                                   |
| 13. | Teluk Dalam                         | 6                             | -                                  | 35                                   |
| 14. | Air Batu                            | 12                            | -                                  | 64                                   |
| 15. | Sei Dadap                           | 10                            | -                                  | 59                                   |
| 16. | Buntu Pane                          | 9                             | -                                  | 74                                   |
| 17. | Tinggi Raja                         | 7                             | -                                  | 54                                   |
| 18. | Setia Janji                         | 5                             | -                                  | 45                                   |
| 19. | Meranti                             | 7                             | -                                  | 52                                   |
| 20. | Pulo Bandring                       | 10                            | -                                  | 85                                   |
| 21. | Rawang Panca Arga                   | 7                             | -                                  | 71                                   |
| 22. | Air Joman                           | 6                             | 1                                  | 61                                   |
| 23. | Silau Laut                          | 5                             | -                                  | 55                                   |
| 24. | Kisaran Barat                       | -                             | 13                                 | 74                                   |
| 25. | Kisaran Timur                       | -                             | 12                                 | 95                                   |
|     | <b>Asahan</b>                       | <b>177</b>                    | <b>27</b>                          | <b>1 538</b>                         |

Sumber : Dinas Pemberdayaan Masyarakat dan Desa Kabupaten Asahan  
Source : *Inhabitants and Village Development Board of Asahan Regency*

**Tabel** 2.1.3 **Nama-Nama Kelurahan di Kabupaten Asahan, 2021**  
**Table** *List Name of Village in Asahan Regency, 2021*

| Kecamatan<br><i>District</i> | Nama Kelurahan<br><i>Name of Village</i>   |
|------------------------------|--|
| (1)                          | (2)  |
| 1. AEK KUASAN                | ➤ Aek Loba Pekan   |
| 2. AIR JOMAN                 | ➤ Binjai Serbangan   |
| 3. KISARAN BARAT             | ➤ Sei Renggas<br>➤ Sendang Sari<br>➤ Kisaran Barat<br>➤ Tegal Sari<br>➤ Tebing Kisaran<br>➤ Kisaran Kota<br>➤ Kisaran Baru<br>➤ Mekar Baru<br>➤ Sidodadi<br>➤ Dadimulyo<br>➤ Sidomukti<br>➤ Bunut<br>➤ Bunut Barat |
| 4. KISARAN TIMUR             | ➤ Sentang<br>➤ Kedai Ledang<br>➤ Kisaran Naga<br>➤ Teladan<br>➤ Kisaran Timur<br>➤ Selawan<br>➤ Mutiara<br>➤ Siambut Baru<br>➤ Siambut Umbut<br>➤ Karang Anyer<br>➤ Gambir Baru<br>➤ Lestari                       |

Sumber : Badan Pusat Statistik Kabupaten Asahan

Source : *BPS-Statistics of Asahan Regency*

**Tabel** 2.1.4 **Klasifikasi Desa/Kelurahan Menurut Kecamatan, 2021**  
**Table** 2.1.4 **Classification of Village by District, 2021**

|     | <b>Kecamatan</b><br><i>District</i> | <b>Swadaya</b><br><i>Self Supporting</i> | <b>Swakarya</b><br><i>Self Developing</i> | <b>Swasembada</b><br><i>Self Sufficient</i> | <b>Jumlah</b> |
|-----|-------------------------------------|--|---|---|---------------|
|     | (1)                                 | (2)                                      | (3)                                       | (4)   | (5)           |
| 1.  | B. P. Mandoge                       | -  | -   | 9   | 9             |
| 2.  | Bandar Pulau                        | -  | -   | 9   | 9             |
| 3.  | Aek Songsongan                      | -  | -   | 10  | 10            |
| 4.  | Rahuning                            | -  | -   | 7   | 7             |
| 5.  | Pulau Rakyat                        | -  | -   | 12  | 12            |
| 6.  | Aek Kuasan                          | -  | -   | 7   | 7             |
| 7.  | Aek Ledong                          | -  | -   | 7   | 7             |
| 8.  | Sei Kepayang                        | -  | -   | 6   | 6             |
| 9.  | Sei Kepayang Barat                  | -  | -   | 6   | 6             |
| 10. | Sei Kepayang Timur                  | -  | -   | 5   | 5             |
| 11. | Tanjung Balai                       | -  | -   | 8   | 8             |
| 12. | Simpang Empat                       | -  | -   | 8   | 8             |
| 13. | Teluk Dalam                         | -  | 1   | 5   | 6             |
| 14. | Air Batu                            | -  | -   | 12  | 12            |
| 15. | Sei Dadap                           | -  | -   | 10  | 10            |
| 16. | Buntu Pane                          | -  | -   | 9   | 9             |
| 17. | Tinggi Raja                         | 1  | -   | 6   | 7             |
| 18. | Setia Janji                         | 1  | 1   | 3   | 5             |
| 19. | Meranti                             | -  | -   | 7   | 7             |
| 20. | Pulo Bandring                       | -  | -   | 10  | 10            |
| 21. | Rawang Panca Arga                   | -  | -   | 7   | 7             |
| 22. | Air Joman                           | -  | -   | 7   | 7             |
| 23. | Silau Laut                          | -  | -   | 5   | 5             |
| 24. | Kisaran Barat                       | -  | -   | 13  | 13            |
| 25. | Kisaran Timur                       | -  | -   | 12  | 12            |
|     | <b>Asahan</b>                       | <b>2</b>                                 | <b>2</b>                                  | <b>200</b>                                  | <b>204</b>    |

Sumber : Dinas Pemberdayaan Masyarakat dan Desa Kabupaten Asahan

Source : Inhabitants and Village Development Board of Asahan Regency

**Tabel**  
**Table** 2.1.5 **Jumlah Kepala Desa/Lurah Menurut Jenis Kelamin dan Kecamatan, 2021**  
*Number of Headman by Sex and District, 2021*

|     | <b>Kecamatan</b><br><i>District</i> | <b>Laki-laki</b><br><i>Male</i> | <b>Perempuan</b><br><i>Female</i> | <b>Jumlah</b><br><i>Total</i> |
|-----|-------------------------------------|---------------------------------|-----------------------------------|-------------------------------|
|     | (1)                                 | (2)                             | (3)                               | (4)                           |
| 1.  | B. P. Mandoge                       | 9                               | -                                 | 9                             |
| 2.  | Bandar Pulau                        | 9                               | 1                                 | 10                            |
| 3.  | Aek Songsongan                      | 7                               | 2                                 | 9                             |
| 4.  | Rahuning                            | 7                               | -                                 | 7                             |
| 5.  | Pulau Rakyat                        | 12                              | -                                 | 12                            |
| 6.  | Aek Kuasan                          | 7                               | -                                 | 7                             |
| 7.  | Aek Ledong                          | 7                               | -                                 | 7                             |
| 8.  | Sei Kepayang                        | 6                               | -                                 | 6                             |
| 9.  | Sei Kepayang Barat                  | 6                               | -                                 | 6                             |
| 10. | Sei Kepayang Timur                  | 5                               | -                                 | 5                             |
| 11. | Tanjung Balai                       | 8                               | -                                 | 8                             |
| 12. | Simpang Empat                       | 8                               | -                                 | 8                             |
| 13. | Teluk Dalam                         | 6                               | -                                 | 6                             |
| 14. | Air Batu                            | 12                              | -                                 | 12                            |
| 15. | Sei Dadap                           | 9                               | 1                                 | 10                            |
| 16. | Buntu Pane                          | 8                               | 1                                 | 9                             |
| 17. | Tinggi Raja                         | 7                               | -                                 | 7                             |
| 18. | Setia Janji                         | 5                               | -                                 | 5                             |
| 19. | Meranti                             | 6                               | 1                                 | 7                             |
| 20. | Pulo Bandring                       | 10                              | -                                 | 10                            |
| 21. | Rawang Panca Arga                   | 7                               | -                                 | 7                             |
| 22. | Air Joman                           | 6                               | 1                                 | 7                             |
| 23. | Silau Laut                          | 5                               | -                                 | 5                             |
| 24. | Kisaran Barat                       | 11                              | 2                                 | 13                            |
| 25. | Kisaran Timur                       | 8                               | 4                                 | 12                            |
|     | <b>Asahan</b>                       | <b>191</b>                      | <b>13</b>                         | <b>204</b>                    |

Sumber : Dinas Pemberdayaan Masyarakat dan Desa Kabupaten Asahan  
Source : *Inhabitants and Village Development Board of Asahan Regency*

**Tabel**  
**Table** 2.1.6

**Jumlah Kepala Desa/Lurah, Perangkat Desa/Kelurahan dan Kepala Dusun/Lingkungan Menurut Kecamatan, 2021**  
**Number of Village Chief, Tool Village and Village Head/ Environment by District, 2021**

|     | Kecamatan<br><i>District</i> | Jumlah<br>Kepala<br>Desa/<br>Lurah | Jumlah<br>Perangkat Desa/<br>Kelurahan | Jumlah Kepala<br>Dusun/<br>Lingkungan |
|-----|------------------------------|------------------------------------|--|---------------------------------------|
|     | (1)                          | (2)                                | (3)                                    | (4)                                   |
| 1.  | B. P. Mandoge                | 9                                  | 59                                     | 92                                    |
| 2.  | Bandar Pulau                 | 10                                 | 70                                     | 60                                    |
| 3.  | Aek Songsongan               | 9                                  | 61                                     | 53                                    |
| 4.  | Rahuning                     | 7                                  | 49                                     | 46                                    |
| 5.  | Pulau Rakyat                 | 12                                 | 84                                     | 75                                    |
| 6.  | Aek Kuasan                   | 7                                  | 41                                     | 50                                    |
| 7.  | Aek Ledong                   | 7                                  | 55                                     | 45                                    |
| 8.  | Sei Kepayang                 | 6                                  | 45                                     | 73                                    |
| 9.  | Sei Kepayang Barat           | 6                                  | 42                                     | 35                                    |
| 10. | Sei Kepayang Timur           | 5                                  | 35                                     | 49                                    |
| 11. | Tanjung Balai                | 8                                  | 54                                     | 63                                    |
| 12. | Simpang Empat                | 8                                  | 56                                     | 73                                    |
| 13. | Teluk Dalam                  | 6                                  | 39                                     | 35                                    |
| 14. | Air Batu                     | 12                                 | 84                                     | 64                                    |
| 15. | Sei Dadap                    | 10                                 | 68                                     | 59                                    |
| 16. | Buntu Pane                   | 9                                  | 63                                     | 74                                    |
| 17. | Tinggi Raja                  | 7                                  | 43                                     | 54                                    |
| 18. | Setia Janji                  | 5                                  | 32                                     | 45                                    |
| 19. | Meranti                      | 7                                  | 46                                     | 52                                    |
| 20. | Pulo Bandring                | 10                                 | 69                                     | 85                                    |
| 21. | Rawang Panca Arga            | 7                                  | 48                                     | 71                                    |
| 22. | Air Joman                    | 7                                  | 42                                     | 61                                    |
| 23. | Silau Laut                   | 5                                  | 34                                     | 55                                    |
| 24. | Kisaran Barat                | 13                                 | 65                                     | 74                                    |
| 25. | Kisaran Timur                | 12                                 | 60                                     | 95                                    |
|     | <b>Asahan</b>                | <b>204</b>                         | <b>1 344</b>                           | <b>1 538</b>                          |

Sumber : Dinas Pemberdayaan Masyarakat dan Desa Kabupaten Asahan

Source : *Inhabitants and Village Development Board of Asahan Regency*

**Tabel** 2.1.7 **Kelompok Binaan PKK, 2020 - 2021**  
**Table** 2.1.7 **Patronage Groups Family Welfare Program, 2020 – 2021**

| Kecamatan<br><i>District</i> | 2020                             |                              | 2021                             |                              |
|------------------------------|----------------------------------|------------------------------|----------------------------------|------------------------------|
|                              | Jumlah PKK<br>Kelompok<br>Binaan | Jumlah<br>Kelompok<br>Binaan | Jumlah PKK<br>Kelompok<br>Binaan | Jumlah<br>Kelompok<br>Binaan |
| (1)                          | (2)                              | (3)                          | (4)                              | (5)                          |
| 1. B. P. Mandoge             | 9                                | 18                           | 9                                | 18                           |
| 2. Bandar Pulau              | 10                               | 1                            | 10                               | 1                            |
| 3. Aek Songsongan            | 9                                | 3                            | 9                                | 3                            |
| 4. Rahuning                  | 7                                | 1                            | 7                                | 1                            |
| 5. Pulau Rakyat              | 12                               | 1                            | 12                               | 1                            |
| 6. Aek Kuasan                | 7                                | 7                            | 7                                | 7                            |
| 7. Aek Ledong                | 7                                | 2                            | 7                                | 2                            |
| 8. Sei Kepayang              | 6                                | 6                            | 6                                | 6                            |
| 9. Sei Kepayang Barat        | 6                                | 1                            | 6                                | 1                            |
| 10. Sei Kepayang Timur       | 5                                | -                            | 5                                | -                            |
| 11. Tanjung Balai            | 8                                | 1                            | 8                                | 1                            |
| 12. Simpang Empat            | 8                                | 8                            | 8                                | 8                            |
| 13. Teluk Dalam              | 6                                | -                            | 6                                | -                            |
| 14. Air Batu                 | 12                               | 12                           | 12                               | 12                           |
| 15. Sei Dadap                | 10                               | -                            | 10                               | -                            |
| 16. Buntu Pane               | 9                                | -                            | 9                                | -                            |
| 17. Tinggi Raja              | 7                                | 7                            | 7                                | 7                            |
| 18. Setia Janji              | 5                                | -                            | 5                                | -                            |
| 19. Meranti                  | 7                                | 1                            | 7                                | 1                            |
| 20. Pulo Bandring            | 10                               | 2                            | 10                               | 2                            |
| 21. Rawang Panca Arga        | 7                                | 2                            | 7                                | 2                            |
| 22. Air Joman                | 7                                | 6                            | 7                                | 6                            |
| 23. Silau Laut               | 5                                | 1                            | 5                                | 1                            |
| 24. Kisaran Barat            | 13                               | 1                            | 13                               | 1                            |
| 25. Kisaran Timur            | 12                               | -                            | 12                               | -                            |
| <b>Asahan</b>                | <b>204</b>                       | <b>81</b>                    | <b>204</b>                       | <b>81</b>                    |

Sumber : Dinas Pemberdayaan Masyarakat dan Desa Kab. Asahan

Source : *Inhabitants and Village Development Board of Asahan Regency*



**Tabel**  
**Table** 2.1.8 **Kelompok Binaan LPM di Kabupaten Asahan, 2020 - 2021**  
**Patronage Groups Community Development Institute in**  
**Asahan Regency, 2020 – 2021**

|     | Kecamatan<br><i>District</i> | 2020       |                        | 2021       |                        |
|-----|------------------------------|------------|------------------------|------------|------------------------|
|     |                              | Jumlah LPM | Jumlah Kelompok Binaan | Jumlah LPM | Jumlah Kelompok Binaan |
|     | (1)                          | (2)        | (3)                    | (4)        | (5)                    |
| 1.  | B. P. Mandoge                | 9          | -                      | 9          | -                      |
| 2.  | Bandar Pulau                 | 10         | 1                      | 10         | 1                      |
| 3.  | Aek Songsongan               | 9          | -                      | 9          | -                      |
| 4.  | Rahuning                     | 7          | 1                      | 7          | 1                      |
| 5.  | Pulau Rakyat                 | 12         | 1                      | 12         | 1                      |
| 6.  | Aek Kuasan                   | 7          | -                      | 7          | -                      |
| 7.  | Aek Ledong                   | 7          | 2                      | 7          | 2                      |
| 8.  | Sei Kepayang                 | 6          | 1                      | 6          | 1                      |
| 9.  | Sei Kepayang Barat           | 6          | -                      | 6          | -                      |
| 10. | Sei Kepayang Timur           | 5          | -                      | 5          | -                      |
| 11. | Tanjung Balai                | 8          | -                      | 8          | -                      |
| 12. | Simpang Empat                | 8          | 2                      | 8          | 2                      |
| 13. | Teluk Dalam                  | 6          | -                      | 6          | -                      |
| 14. | Air Batu                     | 12         | -                      | 12         | -                      |
| 15. | Sei Dadap                    | 10         | -                      | 10         | -                      |
| 16. | Buntu Pane                   | 9          | -                      | 9          | -                      |
| 17. | Tinggi Raja                  | 7          | -                      | 7          | -                      |
| 18. | Setia Janji                  | 5          | -                      | 5          | -                      |
| 19. | Meranti                      | 7          | -                      | 7          | -                      |
| 20. | Pulo Bandring                | 10         | 2                      | 10         | 2                      |
| 21. | Rawang Panca Arga            | 7          | -                      | 7          | -                      |
| 22. | Air Joman                    | 7          | 2                      | 7          | 2                      |
| 23. | Silau Laut                   | 5          | -                      | 5          | -                      |
| 24. | Kisaran Barat                | 13         | -                      | 13         | -                      |
| 25. | Kisaran Timur                | 12         | -                      | 12         | -                      |
|     | <b>Asahan</b>                | <b>204</b> | <b>12</b>              | <b>204</b> | <b>12</b>              |

Sumber : Dinas Pemberdayaan Masyarakat dan Desa Kab. Asahan

Source : *Inhabitants and Village Development Board of Asahan Regency*

## 2.2 Dewan Perwakilan Rakyat Daerah

### *Regional House of Representative*

**Tabel  
Table**

2.2.1

Jumlah Anggota Dewan Perwakilan Rakyat Daerah  
Menurut Partai Politik dan Jenis Kelamin di Kabupaten  
Asahan, 2021

*Number of Regional House of Representative's Members  
by Political Parties and Sex in Asahan Regency, 2021*

|                      | Partai Politik<br><i>Political Party</i>   | Jumlah<br><i>Total</i>       |                                 | Total<br><i>Total</i> | Persentase<br><i>Percentage</i> |
|----------------------|--|------------------------------|---------------------------------|-----------------------|---------------------------------|
|                      |  | Laki-<br>Laki<br><i>Male</i> | Perem-<br>puan<br><i>Female</i> |                       |                                 |
|                      | (1)  | (2)                          | (3)                             | (4)                   | (5)                             |
| 1.                   | Gerindra                                   | 7                            | 1                               | 8                     | 18                              |
| 2.                   | Golkar                                     | 7                            | -                               | 7                     | 16                              |
| 3.                   | PDI-Perjuangan                             | 4                            | 3                               | 7                     | 16                              |
| 4.                   | Demokrat                                   | 3                            | 3                               | 6                     | 13                              |
| 5.                   | Partai Amanat Nasional                     | 4                            | 1                               | 5                     | 11                              |
| 6.                   | Partai Persatuan<br>Pembangunan            | 4                            | -                               | 4                     | 9                               |
| 7.                   | Partai Keadilan Sejahtera                  | 3                            | -                               | 3                     | 7                               |
| 8.                   | Hanura                                     | 1                            | 1                               | 2                     | 4                               |
| 9.                   | Perindo                                    | -                            | 1                               | 1                     | 2                               |
| 10.                  | Partai Kebangkitan<br>Bangsa               | 1                            | -                               | 1                     | 2                               |
| 11.                  | Partai Keadilan dan<br>Persatuan Indonesia | 1                            | -                               | 1                     | 2                               |
| <b>Jumlah/ Total</b> |  | <b>35</b>                    | <b>10</b>                       | <b>45</b>             | <b>100</b>                      |

Sumber : Sekretariat DPRD Kabupaten Asahan

Source : *Secretariat of the Regional House of Representative Asahan Regency*

**Tabel**  
**Table**      **2.2.2**      **Jumlah Rapat dan Keputusan DPRD Kabupaten Asahan, 2017 – 2021**  
**Number of Meeting and Decree Parliament of Asahan Regency, 2017 – 2021**

|           | Rapat/Keputusan<br>Meeting/Decree                          | Tahun<br>Year |            |            |            |            |
|-----------|--|---------------|------------|------------|------------|------------|
|           |  | 2017          | 2018       | 2019       | 2020       | 2021       |
|           | (1)  | (2)           | (3)        | (4)        | (5)        | (6)        |
| <b>A.</b> | <b>Rapat/Meeting</b>                                       |               |            |            |            |            |
|           | 1. Paripurna/ <i>Plenary Session</i>                       | 38            | 39         | 28         | 33         | 49         |
|           | 2. Panitia Musyawarah                                      | 19            | 15         | 13         | 22         | 14         |
|           | 3. Panitia Anggaran/ <i>Budged</i>                         | 65            | 43         | 53         | 28         | 25         |
|           | 4. Koordinasi Gabungan                                     | -             | -          | -          | -          | -          |
|           | 5. Panitia Khusus/ <i>Special Committee</i>                | -             | 30         | 24         | 25         | 30         |
|           | <b>Jumlah/Total A</b>                                      | <b>122</b>    | <b>97</b>  | <b>118</b> | <b>108</b> | <b>118</b> |
| <b>B.</b> | <b>Keputusan/Decree</b>                                    |               |            |            |            |            |
|           | 1. Peraturan Daerah (Perda)/                               | -             | 14         | 8          | 2          | 2          |
|           | 2. Keputusan DPRD/ <i>Parliament</i>                       | 22            | 20         | 14         | 15         | 22         |
|           | 3. Pernyataan/ <i>Statement</i>                            | -             | -          | -          | -          | -          |
|           | 4. Pernyataan Pendapat/ <i>Opinion</i>                     | -             | -          | -          | -          | -          |
|           | 5. Resolusi/ <i>Resolution</i>                             | -             | -          | -          | -          | -          |
|           | 6. Kesimpulan Rapat/ <i>Meeting</i>                        | -             | -          | -          | -          | -          |
|           | 7. Keputusan Pimpinan DPRD/<br><i>Chairpeople's Decree</i> | 3             | 2          | 3          | 1          | 2          |
|           | 8. Keputusan Panitia Musyawarah<br><i>Committee Decree</i> | -             | -          | -          | -          | -          |
|           | 9. Memorandum/ <i>Memorandum</i>                           | -             | -          | -          | -          | -          |
|           | <b>Jumlah/Total B</b>                                      | <b>25</b>     | <b>36</b>  | <b>25</b>  | <b>18</b>  | <b>26</b>  |
|           | <b>Jumlah/Total (A + B)</b>                                | <b>118</b>    | <b>133</b> | <b>143</b> | <b>126</b> | <b>144</b> |

Sumber : Sekretariat DPRD Kabupaten Asahan

Source : *Secretariat of the Regional House of Representative Asahan Regency*

**Tabel** 2.2.3 Jumlah Kegiatan DPRD, 2017 - 2021  
**Table** 2.2.3 *Parliament Activity, 2017 – 2021*

| Jenis Sidang<br><i>Type of Session</i>   | Tahun<br><i>Year</i> |            |            |            |            |
|--|----------------------|------------|------------|------------|------------|
|  | 2017                 | 2018       | 2019       | 2020       | 2021       |
| (1)  | (2)                  | (3)        | (4)        | (5)        | (6)        |
| 1. Istimewa/ <i>Special Session</i>  | 3                    | 4          | 5          | 3          | -          |
| 2. Paripurna/ <i>Plenary Session</i>   | 38                   | 35         | 20         | 30         | 49         |
| 3. Khusus/ <i>Particular Session</i>   | -                    | -          | -          | -          | -          |
| 4. Rapat/ <i>Regular Meeting</i>   | -                    | -          | -          | -          | -          |
| 5. Panitia Anggaran/ <i>Budget Committee</i>                                       | 65                   | 43         | 53         | 28         | 25         |
| 6. Panitia Khusus/ <i>Special Committee</i>  | -                    | 30         | 24         | 25         | 30         |
| 7. Rapat Kerja Komisi Dengar<br>Pendapat :<br><i>Meeting of Hearing Commission</i> |                      |            |            |            |            |
| a. Komisi A  | 8                    | 20         | 6          | 4          | 11         |
| b. Komisi B  | 4                    | 16         | 20         | 9          | 5          |
| c. Komisi C  | 14                   | 21         | 25         | 4          | 4          |
| d. Komisi D  | 5                    | 5          | 5          | 7          | 24         |
| e. Komisi E  | -                    | -          | -          | -          | -          |
| 8. Rapat Rutin Komisi A, B, C, D, E<br><i>Outline Meeting of Commission</i>        |                      |            |            |            |            |
| a. Komisi A  | 22                   | 17         | 20         | 24         | 26         |
| b. Komisi B  | 19                   | 15         | 22         | 20         | 16         |
| c. Komisi C  | 12                   | 12         | 25         | 12         | 17         |
| d. Komisi D  | 20                   | 22         | 12         | 12         | 13         |
| e. Komisi E  | -                    | -          | -          | -          | -          |
| <b>Jumlah/Total</b>  | <b>210</b>           | <b>210</b> | <b>237</b> | <b>178</b> | <b>220</b> |

Sumber : Sekretariat DPRD Kabupaten Asahan

Source : *Secretariat of the Regional House of Representative Asahan Regency*

## 2.3 Sumber Daya Manusia/*Human Resources*

**Tabel** 2.3.1 Jumlah Pegawai Negeri Sipil Pemerintah Daerah Menurut Jabatan dan Jenis Kelamin di Kabupaten Asahan, 2021  
**Table** 2.3.1 *Number of Civil Servant in Regional Government by Position and Sex in Asahan Regency, 2021*

|                             | Jabatan<br><i>Position</i>                         | Jenis Kelamin       |                         | Jumlah<br><i>Total</i> |
|-----------------------------|--|---------------------|-------------------------|------------------------|
|                             |  | <i>Sex</i>          |                         |                        |
|                             |  | Pria<br><i>Male</i> | Wanita<br><i>Female</i> |                        |
| (1)                         | (2)  | (3)                 | (4)                     |                        |
| 1.                          | Fungsional Tertentu/<br><i>Spesific Functional</i> | 827                 | 3 075                   | 3 902                  |
| 2.                          | Fungsional Umum/Staf/<br><i>General Functional</i> | 667                 | 838                     | 1 505                  |
| 3.                          | Struktural/<br><i>Structural</i>                   | 442                 | 291                     | 733                    |
| <b>Jumlah/ <i>Total</i></b> |  | <b>1 936</b>        | <b>4 204</b>            | <b>6 140</b>           |

Sumber : Badan Kepegawaian Daerah Kabupaten Asahan

Source : *State Peopleel Administration Board Representative Office of Asahan Regency*

Tabel  
Table

2.3.2

**Jumlah Pegawai Negeri Sipil Pemerintah Daerah Menurut  
Tingkat Pendidikan dan Jenis Kelamin di Kabupaten Asahan,  
2021**  
*Number of Civil Servant in Regional Government by Education  
Level and Sex in Asahan Regency, 2021*

|                      | Pendidikan<br><i>Education</i>  | Jenis Kelamin       |                         | Jumlah<br><i>Total</i> |
|----------------------|---|---------------------|-------------------------|------------------------|
|                      |   | Sex                 |                         |                        |
|                      |   | Pria<br><i>Male</i> | Wanita<br><i>Female</i> |                        |
|                      | (1)   | (2)                 | (3)                     | (4)                    |
| 1.                   | Sampai dengan SD/<br><i>Up to Primary School</i>                            | 33                  | 6                       | 39                     |
| 2.                   | SLTP/Sederajat/<br><i>Vocational Junior High School</i>                     | 52                  | 7                       | 59                     |
| 3.                   | SMA/Sederajat/<br><i>Vocational Senior High School</i>                      | 428                 | 544                     | 972                    |
| 4.                   | Diploma I/ Akta I/<br><i>Diploma I/ Akta I</i>                              | 1                   | 61                      | 62                     |
| 5.                   | Diploma II/ Akta II/<br><i>Diploma II/ Akta II</i>                          | 69                  | 204                     | 273                    |
| 6.                   | Diploma III/ Akta III/<br><i>Diploma III/ Akta III</i>                      | 147                 | 845                     | 992                    |
| 7.                   | Tingkat Sarjana/ Diploma IV/<br><i>University Graduates/<br/>Diploma IV</i> | 1 029               | 2 449                   | 3 478                  |
| 8.                   | Pasca Sarjana/ <i>University<br/>Graduates</i>                              | 177                 | 88                      | 265                    |
| <b>Jumlah/ Total</b> |   | <b>1 936</b>        | <b>4 204</b>            | <b>6 140</b>           |

Sumber : Badan Kepegawaian Daerah Kabupaten Asahan

Source : State Peopleel Administration Board Representative Office of Asahan Regency

Tabel  
Table

2.3.3

**Jumlah Pegawai Negeri Sipil Pemerintah Daerah Menurut Tingkat Kepangkatan dan Jenis Kelamin di Kabupaten Asahan, 2021**  
**Number of Civil Servant in Regional Government by Rank Level and Sex in Asahan Regency, 2021**

|                      | Tingkat Kepangkatan<br><i>Rank Level</i> | Jenis Kelamin       |                         | Jumlah<br><i>Total</i> |
|----------------------|--|---------------------|-------------------------|------------------------|
|                      |  | <i>Sex</i>          |                         |                        |
|                      |  | Pria<br><i>Male</i> | Wanita<br><i>Female</i> |                        |
| (1)                  | (2)                                      | (3)                 | (4)                     |                        |
| 1.                   | I/A (Juru Muda)                          | 1                   | -                       | 1                      |
| 2.                   | I/B (Juru Muda Tingkat I)                | 1                   | 3                       | 4                      |
| 3.                   | I/C (Juru)                               | 8                   | -                       | 8                      |
| 4.                   | I/D (Juru Tingkat I)                     | 24                  | 4                       | 28                     |
| 5.                   | II/A (Pengatur Muda)                     | 54                  | 44                      | 98                     |
| 6.                   | II/B (Pengatur Muda Tingkat I)           | 64                  | 42                      | 106                    |
| 7.                   | II/C (Pengatur)                          | 143                 | 442                     | 585                    |
| 8.                   | II/D (Pengatur Tingkat I)                | 113                 | 115                     | 228                    |
| 9.                   | III/A (Penata Muda)                      | 197                 | 513                     | 710                    |
| 10.                  | III/B (Penata Muda Tingkat I)            | 223                 | 522                     | 745                    |
| 11.                  | III/C (Penata)                           | 282                 | 573                     | 855                    |
| 12.                  | III/D (Penata Tingkat I)                 | 326                 | 763                     | 1 089                  |
| 13.                  | IV/A (Pembina)                           | 270                 | 657                     | 927                    |
| 14.                  | IV/B (Pembina Tingkat I)                 | 191                 | 515                     | 706                    |
| 15.                  | IV/C (Pembina Utama Muda)                | 35                  | 9                       | 44                     |
| 16.                  | IV/D (Pembina Utama Madya)               | 4                   | 2                       | 6                      |
| 17.                  | IV/E (Pembina Utama)                     | -                   | -                       | -                      |
| <b>Jumlah/ Total</b> |  | <b>1 936</b>        | <b>4 204</b>            | <b>6 140</b>           |

Sumber : Badan Kepegawaian Daerah Kabupaten Asahan

Source : State Peopleel Administration Board Representative Office of Asahan Regency

**Tabel  
Table****2.3.4**

**Banyaknya Pegawai Negeri Sipil (PNS) Menurut Dinas/Instansi Pemerintah dan Golongan di Kabupaten Asahan (orang), 2021**  
**Number of Civil Servants (PNS) by Department/Government Agencies and Groups in Asahan Regency (people), 2021**

|                     | Dinas/Instansi<br>Pemerintah<br>Department/<br>Government Agencies | Golongan<br>Rank |          |          |           |           |           |            |            |            |              |
|---------------------|--|------------------|----------|----------|-----------|-----------|-----------|------------|------------|------------|--------------|
|                     |  | I                |          |          |           |           | II        |            |            |            |              |
|                     |  | A                | B        | C        | D         | Jlh       | A         | B          | C          | D          | Jlh          |
| (1)                 | (2)  | (3)              | (4)      | (5)      | (6)       | (7)       | (8)       | (9)        | (10)       | (11)       |              |
| 1.                  | Sekretariat Daerah   | -                | -        | 1        | 4         | 5         | 4         | 3          | 7          | 7          | 21           |
| 2.                  | Sekretariat DPRD   | -                | -        | 1        | -         | 1         | 2         | 1          | 7          | 7          | 17           |
| 3.                  | Dinas  | -                | 2        | 2        | 7         | 11        | 13        | 19         | 73         | 45         | 150          |
| 4.                  | Badan  | -                | -        | 1        | 4         | 5         | 6         | 14         | 26         | 48         | 94           |
| 5.                  | RSUD   | -                | 1        | -        | 4         | 5         | 2         | 4          | 17         | 18         | 41           |
| 6.                  | Kecamatan  | -                | 1        | -        | 4         | 5         | 8         | 13         | 51         | 17         | 89           |
| 7.                  | Kelurahan  | -                | -        | 1        | 1         | 2         | 3         | 3          | 8          | 19         | 33           |
| 8.                  | Puskesmas  | -                | -        | -        | -         | -         | 26        | 3          | 372        | 37         | 438          |
| 9.                  | Pengawas/ SKB  | -                | -        | -        | -         | -         | -         | 1          | -          | -          | 1            |
| 10.                 | Korwil Dinas Pendidikan Kecamatan                                  | -                | -        | -        | -         | -         | 3         | 3          | 5          | 2          | 13           |
| 11.                 | Guru TK  | -                | -        | -        | -         | -         | -         | -          | -          | -          | -            |
| 12.                 | Guru SD  | -                | -        | 2        | 4         | 6         | 27        | 32         | 17         | 24         | 100          |
| 13.                 | Guru SMP   | 1                | -        | -        | -         | 1         | 4         | 10         | 2          | 4          | 20           |
| <b>Jumlah/Total</b> |  | <b>1</b>         | <b>4</b> | <b>8</b> | <b>28</b> | <b>41</b> | <b>98</b> | <b>106</b> | <b>585</b> | <b>228</b> | <b>1 017</b> |



Lanjutan Tabel/ *Continued Table 2.3.4*

| Dinas/Instansi<br>Pemerintah<br><i>Department/<br/>Government<br/>Agencies</i> | Golongan/ <i>Rank</i> |            |            |              |              |            |            |           |          |              | Jumlah<br><i>Total</i> |
|--|-----------------------|------------|------------|--------------|--------------|------------|------------|-----------|----------|--------------|------------------------|
|  | III                   |            |            |              |              | IV         |            |           |          |              |                        |
|  | A                     | B          | C          | D            | Jlh          | A          | B          | C         | D        | Jlh          |                        |
| (1)  | (12)                  | (13)       | (14)       | (15)         | (16)         | (17)       | (18)       | (19)      | (20)     | (21)         | (22)                   |
| 1. Sekretariat Daerah  | 12                    | 12         | 24         | 14           | <b>62</b>    | 3          | 7          | 6         | 2        | <b>18</b>    | <b>106</b>             |
| 2. Sekretariat DPRD  | -                     | 9          | 7          | 4            | <b>20</b>    | 2          | 1          | 1         | -        | <b>4</b>     | <b>42</b>              |
| 3. Dinas   | 111                   | 98         | 150        | 204          | <b>563</b>   | 81         | 22         | 14        | -        | <b>117</b>   | <b>841</b>             |
| 4. Badan   | 36                    | 35         | 75         | 80           | <b>226</b>   | 34         | 14         | 9         | -        | <b>57</b>    | <b>382</b>             |
| 5. RSUD  | 30                    | 45         | 44         | 49           | <b>168</b>   | 19         | 8          | 9         | 4        | <b>40</b>    | <b>254</b>             |
| 6. Kecamatan   | 33                    | 35         | 46         | 78           | <b>192</b>   | 16         | 11         | -         | -        | <b>27</b>    | <b>313</b>             |
| 7. Kelurahan   | 15                    | 27         | 58         | 26           | <b>126</b>   | -          | -          | -         | -        | -            | <b>161</b>             |
| 8. Puskesmas   | 113                   | 153        | 84         | 195          | <b>545</b>   | 44         | 8          | -         | -        | <b>52</b>    | <b>1 035</b>           |
| 9. Pengawas/ SKB   | -                     | -          | -          | 1            | <b>1</b>     | 9          | 32         | 4         | -        | <b>45</b>    | <b>47</b>              |
| 10. Korwil Dinas Pendidikan Kecamatan  | 6                     | 3          | 5          | 11           | <b>25</b>    | 8          | -          | -         | -        | <b>8</b>     | <b>46</b>              |
| 11. Guru TK  | 2                     | 3          | 4          | 1            | <b>10</b>    | 1          | 6          | -         | -        | <b>7</b>     | <b>17</b>              |
| 12. Guru SD  | 236                   | 260        | 274        | 262          | <b>1032</b>  | 551        | 391        | -         | -        | <b>942</b>   | <b>2 080</b>           |
| 13. Guru SMP   | 116                   | 65         | 84         | 164          | <b>429</b>   | 159        | 206        | 1         | -        | <b>366</b>   | <b>816</b>             |
| <b>Jumlah/Total</b>  | <b>710</b>            | <b>745</b> | <b>855</b> | <b>1 809</b> | <b>3 399</b> | <b>927</b> | <b>706</b> | <b>44</b> | <b>6</b> | <b>1 683</b> | <b>6 140</b>           |

Sumber : Badan Kepegawaian Daerah Kabupaten Asahan

Source : *State Peopleel Administration Board Representative Office of Asahan Regency*

**Tabel**  
**Table****2.3.5**

**Jumlah Pegawai Negeri Sipil Pemerintah Daerah Menurut  
Tingkat Pendidikan di Kabupaten Asahan (orang), 2021**  
*Number of Civil Servant in Regional Government by Level of  
Education in Asahan Regency (people), 2021*

| Dinas/Instansi Pemerintah<br><i>Department/Government<br/>Agencies</i> | Tingkat Pendidikan/<br><i>Level of Education</i> |           |            |           |            |            |           |              |            |          |              | Jumlah<br><i>Total</i> |
|--|--|-----------|------------|-----------|------------|------------|-----------|--------------|------------|----------|--------------|------------------------|
|  | SD   | SMP       | SM<br>A    | D1        | D2         | D3         | DIV       | S1           | S2         | S3       |              |                        |
| (1)  | (2)  | (3)       | (4)        | (5)       | (6)        | (7)        | (8)       | (9)          | (10)       | (11)     | (12)         |                        |
| 1. Sekretariat Daerah  | 4  | 2         | 24         | -         | -          | 4          | 5         | 48           | 19         | -        | <b>106</b>   |                        |
| 2. Sekretariat DPRD  | 1  | -         | 18         | -         | -          | -          | -         | 23           | -          | -        | <b>42</b>    |                        |
| 3. Dinas   | 7  | 6         | 151        | 1         | 9          | 95         | 24        | 486          | 62         | -        | <b>841</b>   |                        |
| 4. Badan   | 3  | 13        | 113        | -         | -          | 16         | 4         | 190          | 43         | -        | <b>382</b>   |                        |
| 5. RSUD  | 4  | 5         | 25         | -         | -          | 90         | 4         | 97           | 29         | -        | <b>254</b>   |                        |
| 6. Kecamatan   | 2  | 8         | 100        | -         | 1          | 32         | 2         | 154          | 14         | -        | <b>313</b>   |                        |
| 7. Kelurahan   | 4  | 2         | 61         | -         | 1          | 13         | 2         | 77           | 1          | -        | <b>161</b>   |                        |
| 8. Puskesmas   | -  | 1         | 49         | 54        | 1          | 695        | 19        | 198          | 18         | -        | <b>1 035</b> |                        |
| 9. Pengawas/ SKB   | -  | -         | 1          | -         | 1          | -          | -         | 27           | 18         | -        | <b>47</b>    |                        |
| 10. Korwil Dinas Pendidikan Kecamatan                                  | 1  | 4         | 18         | -         | 4          | 1          | -         | 17           | 1          | -        | <b>46</b>    |                        |
| 11. Guru TK  | -  | -         | 1          | -         | -          | -          | -         | 16           | -          | -        | <b>17</b>    |                        |
| 12. Guru SD  | 12   | 16        | 385        | -         | 239        | 5          | -         | 1 413        | 10         | -        | <b>2 080</b> |                        |
| 13. Guru SMP   | 1  | 2         | 26         | 7         | 17         | 41         | -         | 672          | 50         | -        | <b>816</b>   |                        |
| <b>Jumlah/ Total</b>   | <b>39</b>  | <b>59</b> | <b>972</b> | <b>62</b> | <b>273</b> | <b>992</b> | <b>60</b> | <b>3 418</b> | <b>265</b> | <b>-</b> | <b>6 140</b> |                        |

Sumber : Badan Kepegawaian Daerah Kabupaten Asahan

Source : State Peopleel Administration Board Representative Office of Asahan Regency

**Tabel** 2.3.6 **Jumlah Pegawai Negeri Sipil Pemerintah Daerah Menurut Jenis Kelamin di Kabupaten Asahan (orang), 2021**  
**Table** 2.3.6 **Number of Civil Servant in Regional Government by Sex in Asahan Regency (people), 2021**

| Dinas/Instansi Pemerintah<br><i>Department/Government<br/>Agencies</i> | Jenis Kelamin<br><i>Sex</i> |                         | Jumlah<br><i>Total</i> |
|--|-----------------------------|-------------------------|------------------------|
|  | Pria<br><i>Male</i>         | Wanita<br><i>Female</i> |                        |
| (1)  | (2)                         | (3)                     | (4)                    |
| 1. Sekretariat Daerah  | 78                          | 28                      | 106                    |
| 2. Sekretariat DPRD  | 22                          | 20                      | 42                     |
| 3. Dinas   | 482                         | 359                     | 841                    |
| 4. Badan   | 250                         | 132                     | 382                    |
| 5. RSUD  | 74                          | 180                     | 254                    |
| 6. Kecamatan   | 172                         | 141                     | 313                    |
| 7. Kelurahan   | 72                          | 89                      | 161                    |
| 8. Puskesmas   | 100                         | 935                     | 1 035                  |
| 9. Pengawas/ SKB   | 30                          | 17                      | 47                     |
| 10. Korwil Dinas Pendidikan<br>Kecamatan                               | 29                          | 17                      | 46                     |
| 11. Guru TK  | -                           | 17                      | 17                     |
| 12. Guru SD  | 394                         | 1 686                   | 2 080                  |
| 13. Guru SMP   | 233                         | 583                     | 816                    |
| <b>Jumlah/ Total</b>   | <b>1 936</b>                | <b>4 204</b>            | <b>6 140</b>           |

Sumber : Badan Kepegawaian Daerah Kabupaten Asahan

Source : State Peopleel Administration Board Representative Office of Asahan Regency

**Tabel** 2.3.7 **Jumlah PNS Instansi Vertikal di Kabupaten Asahan, 2017 - 2021**  
**Table** 2.3.7 **The Number Of Civil Servants Vertical Institutions in Asahan Regency, 2017 -2021**

| Instansi Vertikal<br><i>Vertical Institutions</i> | Tahun<br><i>Year</i> |              |              |              |              |
|---|----------------------|--------------|--------------|--------------|--------------|
|   | 2017                 | 2018         | 2019         | 2020         | 2021         |
| (1)   | (2)                  | (3)          | (4)          | (5)          | (6)          |
| 1. BPS Asahan                                     | 31                   | 31           | 33           | 31           | 29           |
| 2. BPN Asahan                                     | 23                   | 30           | 34           | 34           | 34           |
| 3. Kementrian Agama<br>Asahan                     | 213                  | 383          | 327          | 321          | 310          |
| 4. KPP Pratama Kisaran                            | 71                   | 81           | 92           | 110          | 108          |
| 6. KPKNL Kisaran                                  | 22                   | 22           | 24           | 26           | 23           |
| 7. Pengadilan Agama<br>Kisaran                    | 17                   | 18           | 19           | 17           | 20           |
| 9. Pengadilan Negeri<br>Kisaran                   | 31                   | 29           | 33           | 32           | 30           |
| 10. Kejaksaan Negeri Asahan                       | 26                   | 27           | 29           | 25           | 35           |
| 11. Polres Asahan                                 | 711                  | 720          | 721          | 670          | 697          |
| 12. KPU Kabupaten Asahan                          | 5                    | 4            | 5            | 5            | 7            |
| <b>Jumlah/ Total</b>                              | <b>1 150</b>         | <b>1 345</b> | <b>1 317</b> | <b>1 271</b> | <b>1 293</b> |

Sumber : Kantor KPPN Tanjung Balai

Source : Tanjung Balai KPPN Office

## 2.4 Keuangan Pemerintah/ *Government Finance*

**Tabel** 2.4.1 **Realisasi Pendapatan Pemerintah Daerah Kabupaten Asahan Tahun Anggaran (rp), 2021**  
**Table** 2.4.1 **Realization of Second Stage Region Government Receipt of Asahan Regency (rp), 2021**

| Jenis Pendapatan<br><i>Type of Receipt</i> |  | Jumlah<br><i>Total</i>    |
|--|--|---------------------------|
| (1)  |  | (2)                       |
| <b>1.</b>                                  | <b>Pendapatan Asli Daerah<br/><i>Government Genuine Receipt</i></b>              | <b>134 859 351 422,92</b> |
| <b>1.1</b>                                 | <b>Pendapatan Pajak Daerah / <i>Regional Tax</i></b>                             | <b>69 628 893 550,40</b>  |
|  | 1. Pajak Hotel / <i>Hotel Tax</i>  | 375 910 840,00            |
|  | 2. Pajak Restoran / <i>Restaurant Tax</i>  | 2 383 385 697,00          |
|  | 3. Pajak Hiburan / <i>Entertainment Tax</i>                                      | 156 630 232,00            |
|  | 4. Pajak Reklame / <i>Advertisement Tax</i>                                      | 1 583 020 949,00          |
|  | 5. Pajak Penerangan Jalan / <i>Street Illumination Tax</i>                       | 29 538 009 987,00         |
|  | 6. Pajak Mineral Bukan Logam dan Batuan  | 1 362 272 965,00          |
|  | 7. Pajak Parkir  | 263 106 000,00            |
|  | 8. Pajak Air Bawah Tanah   | 4 586 919 330,40          |
|  | 9. Pajak BPHTB   | 15 267 091 875,00         |
|  | 10. Pajak bumi dan bangunan Pedesaan dan Perkotaan                               | 14 112 545 675,00         |
| <b>1.2</b>                                 | <b>Hasil Retribusi Daerah / <i>Retribution</i></b>                               | <b>6 053 178 137,00</b>   |
|  | 1. Ret. Pelayanan Kesehatan / <i>Medical Service</i>                             | 659 369 387,00            |
|  | 2. Ret. Pelayanan Persampahan/Kebersihan   | 892 820 000,00            |
|  | 3. Ret. Pelayanan Parkir di Tepi Jalan Umum / <i>Parking Service</i>             | 925 897 000,00            |
|  | 4. Ret. Pelayanan Pasar / <i>Market Service</i>                                  | 617 500 000,00            |
|  | 5. Ret. Pengujian Kendaraan bermotor   | 10 005 000,00             |
|  | 6. Ret. Pemeriksaan Alat Pemadam Kebakaran / <i>Fire Extinguisher Inspection</i> | 1 045 377 000,00          |
|  | 7. Ret. Pemakaian Kekayaan Daerah  | 60 135 900,00             |
|  | 8. Ret. Pelayanan Tempat Khusus Parkir   | 32 850 000,00             |
|  | 9. Ret. Penyediaan dan atau Penyedotan Kaskus                                    | 110 020 500,00            |
|  | 10. Ret. Pelayanan Tera/Tera Ulang   | 59 290 000,00             |
|  | 11. Ret. Rumah Potong hewan  | 17 264 000,00             |
|  | 12. Ret. Penjualan Produksi Usaha Daerah   | 101 600 000,00            |
|  | 13. Ret. Izin Mendirikan Bangunan  | 745 878 150,00            |
|  | 14. Ret. Perizinan Tertentu Lainnya  | 120 403 200,00            |

Lanjutan Tabel/*Continued Table 2.4.1*

| <b>Jenis Pendapatan</b>  |  | <b>Jumlah</b>               |
|--------------------------|--|-----------------------------|
| <i>Type of Receipt</i>   |  | <i>Total</i>                |
| (1)                      |  | (2)                         |
| <b>1.3</b>               | <b>Hasil Pengelolaan Kekayaan Daerah yang Dipisahkan</b>                         | <b>7 923 063 974,00</b>     |
|                          | 1. Bagian Laba Atas Penyertaan Modal pada Perusahaan Milik Daerah/BUMD           | 7 923 063 974,00            |
| <b>1.4</b>               | <b>Pendapatan Asli Daerah Lain-lain yang Sah / <i>Other Receipt</i></b>          | <b>51 254 215 761,52</b>    |
|                          | 1. Hasil Penjualan Aset daerah yang Tidak Dipisahkan                             | 0,00<br>3 952 991 479,00    |
|                          | 2. Penerimaan Jasa Giro  | 29 740 361,12               |
|                          | 3. Hasil Pengelolaan Dana Bergulir   | 5 150 061 736,40            |
|                          | 4. Pendapatan dari Denda Keterlambatan & Kelebihan Pembayaran                    | 42 121 422 185,00           |
|                          | 5. Pendapatan dari BLUD  |                             |
| <b>2</b>                 | <b>PENDAPATAN TRANSFER</b>   | <b>1 406 038 426 229,00</b> |
| <b>2.1</b>               | <b>Pendapatan Transfer Pemerintah Pusat</b>                                      | <b>1 302 958 300 434,00</b> |
|                          | 1. Dana Transfer Umum-Dana Bagi Hasil (DBH)                                      | 118 568 599 939,00          |
|                          | 2. Dana Transfer Umum-Dana Alokasi Umum (DAU)                                    | 818 693 947 000,00          |
|                          | 3. Dana Transfer Khusus -Dana Alokasi Khusus (DAK) Fisik                         | 68 288 113 527,00           |
|                          | 4. Dana Transfer Khusus-Dana Alokasi Khusus (DAK) Non Fisik                      | 129 532 110 568,00          |
|                          | 5. Dana Insentif Daerah (DID)  | 16 152 614 000,00           |
|                          | 6. Dana Desa   | 151 722 915 400,00          |
| <b>2.2</b>               | <b>Pendapatan Transfer Antar Daerah</b>  | <b>103 080 125 795,00</b>   |
|                          | 1. Pendapatan Bagi Hasil   | 103 080 125 795,00          |
| <b>3</b>                 | <b>LAIN-LAIN PENDAPATAN DAERAH YANG SAH</b>                                      | <b>103 832 584 000,00</b>   |
| <b>3.1</b>               | <b>Pendapatan Hibah dari Pemerintah</b>  | <b>3 626 471 470,00</b>     |
|                          | 1. Hibah dari Pemerintah Pusat   | 3 626 471 470,00            |
| <b>3.2</b>               | <b>Lain-lain Pendapatan Sesuai dengan Ketentuan Peraturan Perundang-Undangan</b> | <b>100 206 112 530,00</b>   |
|                          | 1. Pendapatan Hibah Dana BOS   | 78 054 330 000,00           |
|                          | 2. Pendapatan Dana Kapitasi JKN pada FKTP  | 22 151 782 530,00           |
| <b>Jumlah Pendapatan</b> |  | <b>1 644 730 361 651,92</b> |

Sumber : Badan Pengelola Keuangan dan Aset Daerah Kabupaten Asahan

Source : *Finance Manager and Asset Service of Asahan Regency*

**Tabel**  
**Table****2.4.2 Realisasi Belanja Pemerintah Kabupaten Asahan (rp), 2021**  
**Realization of Expense of Autonomous Government of Asahan Regency (rp), 2021**

| Kode Rekening | Uraian Description  | Jumlah Total                |
|---------------|---|-----------------------------|
| (1)           | (2)   | (3)                         |
| <b>2</b>      | <b>BELANJA</b>  | <b>1 592 781 614 163,34</b> |
| <b>2.1</b>    | <b>BELANJA OPERASI</b>  | <b>1 126 647 000 687,87</b> |
| 2.1.1         | Belanja Pegawai   | 689 921 863 813,00          |
| 2.1.2         | Belanja Barang dan Jasa   | 394 162 504 608,87          |
| 2.1.3         | Belanja Subsidi   | -                           |
| 2.1.4         | Belanja Hibah   | 42 155 632 266,00           |
| 2.1.5         | Biaya Bantuan Sosial  | 407 000 000,00              |
| <b>2.2</b>    | <b>BELANJA MODAL</b>  | <b>192 271 382 847,47</b>   |
| 2.2.1         | Belanja Modal Tanah   | -                           |
| 2.2.2         | Belanja Modal Peralatan dan Mesin   | 48 700 755 351,46           |
| 2.2.3         | Belanja Modal Gedung dan Bangunan   | 28 540 416 530,74           |
| 2.2.4         | Belanja Modal Jalan, Irigasi dan Jaringan                                 | 114 595 110 965,27          |
| 2.2.5         | Belanja Modal Aset Tetap Lainnya  | 435 100 000,00              |
| <b>2.2</b>    | <b>BELANJA TAK TERDUGA</b>  | <b>186 441 189,00</b>       |
| 2.2.1         | Belanja Tak Terduga   | 186 441 189,00              |
| <b>3</b>      | <b>TRANSFER</b>   | <b>273 676 789 439,00</b>   |
| <b>3.1</b>    | <b>TRANSFER BAGI HASIL PENDAPATAN</b>                                     | <b>8 677 111 639,00</b>     |
| 3.1.1         | Belanja Bagi Hasil Pajak Daerah Kepada Pemerintah Kabupaten/Kota dan Desa | 8 677 111 639,00            |
| <b>3.2</b>    | <b>TRANSFER BANTUAN KEUANGAN</b>  | <b>264 999 677 800,00</b>   |
| 3.1.1         | Transfer Bantuan Keuangan ke Desa   | 264 999 677 800,00          |

Sumber : Badan Pengelola Keuangan dan Aset Daerah Kabupaten Asahan

Source : Finance Manager and Asset Service of Asahan Regency

**Tabel** 2.4.3 **Realisasi Penerimaan Daerah Menurut Jenis Penerimaan di Kabupaten Asahan (rp), 2020 - 2021**  
**Table** 2.4.3 **Realization of Receipt and Expense Second Stage Region Government of Asahan Regency (rp), 2020 - 2021**

| Tahun Anggaran<br>Fiscal Year  | 2020                        | 2021                        |
|--|-----------------------------|-----------------------------|
| (1)  | (2)                         | (3)                         |
| <b>1. Pendapatan Asli Daerah</b>   | <b>136 999 422 716,94</b>   | <b>134 859 351 422,52</b>   |
| a. Pajak Daerah  | 59 944 433 840,60           | 69 628 893 550,00           |
| b. Retribusi Daerah  | 7 845 113 215,00            | 6 053 178 137,00            |
| c. Hasil Pengelolaan Kekayaan Daerah yg Dipisahkan                           | 7 976 039 777,00            | 7 923 063 974,00            |
| d. Lain-lain PAD yang Sah  | 61 233 835 884,34           | 51 254 215 761,52           |
| <b>2. Pendapatan Transfer</b>  | <b>1 361 012 302 565,00</b> | <b>1 406 038 426 229,00</b> |
| a. Pendapatan Transfer Pemerintah Pusat                                      | 1 277 344 032 671,00        | 1 302 958 300 434,00        |
| b. Pendapatan Transfer Antar Daerah  | 83 668 269 894,00           | 103 080 125 795,00          |
| <b>3. Pendapatan lain-lain yang sah</b>                                      | <b>129 525 836 543,60</b>   | <b>103 832 584 000,00</b>   |
| a. Pendapatan Hibah  | 107 216 925 768,60          | 3 626 471 470,00            |
| b. Lain-lain Pendapatan Sesuai dengan Ketentuan Peraturan Perundang-Undangan | 22 308 910 775,00           | 100 206 112 530,00          |
| <b>Jumlah Pendapatan</b>   | <b>1 627 537 561 825,54</b> | <b>1 644 730 361 651,52</b> |

Sumber : Badan Pengelola Keuangan dan Aset Daerah Kabupaten Asahan

Source : Finance Manager and Asset Service of Asahan Regency





**Tabel** 2.4.4 **Realisasi Pembiayaan Pemerintah Kabupaten Asahan (rp), 2021**  
**Table** 2.4.4 **Realization of Financing of Autonomous Government of Asahan Regency (rp), 2021**

|          | Uraian<br>Description                                 | Jumlah<br>Total          |
|----------|---|--------------------------|
|          | (1)   | (2)                      |
| <b>1</b> | <b>Penerimaan Daerah</b>                              | <b>41 934 937 284,81</b> |
| 1.1      | Sisa Lebih Perhitungan Anggaran Tahun Lalu            | 41 926 162 054,20        |
| 1.2      | Transfer dari Dana Cadangan                           | -                        |
| 1.3      | Penerimaan Pinjaman dan Obligasi                      | -                        |
| 1.4      | Hasil Penjualan Aset Daerah yang Dipisahkan           | -                        |
| 1.5      | Penerimaan Kembali Pemberian Pinjaman Daerah          | -                        |
| 1.6      | Penerimaan Kembali Investasi Dana Bergulir            | 8 775 230,61             |
| <b>2</b> | <b>Pengeluaran Daerah</b>                             | <b>2 500 000 000,00</b>  |
| 2.1      | Pemberian Pinjaman Daerah                             | -                        |
| 2.2      | Penyertaan Modal                                      | 2 500 000 000,00         |
|          | <b>Sisa Lebih Perhitungan Anggaran Tahun Berjalan</b> | <b>91 383 684 773,39</b> |

Sumber : Badan Pengelola Keuangan dan Aset Daerah Kabupaten Asahan

Source : Finance Manager and Asset Service of Asahan Regency

**Tabel** 2.4.5 **Jumlah Luas Tanah dan Wajib Pajak Bumi dan Bangunan Sektor Pedesaan/Perkotaan (PBB-P2) Menurut Kecamatan (rp), 2021**  
**Table** 2.4.5 **Number of Area and Land and Building Tax Payers by District (rp), 2021**

| Kecamatan<br><i>District</i> |                    | Luas Tanah<br><i>Area</i><br>(m <sup>2</sup> ) | Wajib PBB<br><i>Tax Payer</i><br>(jiwa/people) |
|------------------------------|--------------------|--|--|
| (1)                          |                    | (2)  | (3)  |
| 1.                           | B. P. Mandoge      | 90 307 543                                     | 9 391  |
| 2.                           | Bandar Pulau       | 75 596 271                                     | 6 571  |
| 3.                           | Aek Songsongan     | 36 377 241                                     | 5 687  |
| 4.                           | Rahuning           | 22 227 693                                     | 4 811  |
| 5.                           | Pulau Rakyat       | 43 218 237                                     | 9 100  |
| 6.                           | Aek Kuasan         | 44 396 734                                     | 7 797  |
| 7.                           | Aek Ledong         | 18 465 803                                     | 5 914  |
| 8.                           | Sei Kepayang       | 88 288 659                                     | 5 774  |
| 9.                           | Sei Kepayang Barat | 11 299 396                                     | 2 015  |
| 10.                          | Sei Kepayang Timur | 32 551 927                                     | 2 530  |
| 11.                          | Tanjung Balai      | 30 619 936                                     | 4 447  |
| 12.                          | Simpang Empat      | 61 628 523                                     | 12 264   |
| 13.                          | Teluk Dalam        | 41 412 441                                     | 6 109  |
| 14.                          | Air Batu           | 38 135 718                                     | 12 681   |
| 15.                          | Sei Dadap          | 24 959 011                                     | 10 769   |
| 16.                          | Buntu Pane         | 27 700 192                                     | 6 997  |
| 17.                          | Tinggi Raja        | 39 711 197                                     | 7 873  |
| 18.                          | Setia Janji        | 16 170 806                                     | 5 061  |
| 19.                          | Meranti            | 19 005 038                                     | 8 225  |
| 20.                          | Pulo Bandring      | 15 036 153                                     | 8 708  |
| 21.                          | Rawang Panca Arga  | 35 576 749                                     | 9 150  |
| 22.                          | Air Joman          | 35 129 837                                     | 12 263   |
| 23.                          | Silau Laut         | 55 316 860                                     | 9 859  |
| 24.                          | Kisaran Barat      | 7 776 535                                      | 15 001   |
| 25.                          | Kisaran Timur      | 12 223 856                                     | 23 899   |
| <b>Asahan</b>                |                    | <b>923 132 356</b>                             | <b>212 896</b>                                 |

Sumber : Badan Pengelola Pendapatan Daerah Kabupaten Asahan

Source : *Receipt Board of Asahan Regency*

**Tabel**  
**Table**

2.4.6

**Jumlah Target, Selisih Pajak Bumi dan Bangunan Sektor  
Perdesaan/Perkotaan (PBB-P2) Menurut Kecamatan (rp), 2021**  
*Amount of Tax Assesment, Arrears and Potency from Land  
and Building Tax by District (rp), 2021*

| <b>Kecamatan</b> |                    | <b>Target</b>         | <b>Realisasi</b>      | <b>Selisih</b>      |
|------------------|--------------------|-----------------------|-----------------------|---------------------|
| <b>District</b>  |                    | <b>Tax Assesment</b>  | <b>Realization</b>    | <b>Difference</b>   |
| (1)              |                    | (2)                   | (3)                   | (4)                 |
| 1.               | B. P. Mandoge      | 591 370 845           | 606 520 964           | 15 150 119          |
| 2.               | Bandar Pulau       | 268 499 062           | 279 742 418           | 11 243 356          |
| 3.               | Aek Songsongan     | 1 394 832 960         | 1 406 881 496         | 12 048 536          |
| 4.               | Rahuning           | 270 886 020           | 279 738 787           | 8 852 767           |
| 5.               | Pulau Rakyat       | 425 576 808           | 442 909 443           | 17 332 635          |
| 6.               | Aek Kuasan         | 480 491 144           | 483 708 667           | 3 217 523           |
| 7.               | Aek Ledong         | 246 476 325           | 261 490 028           | 15 013 703          |
| 8.               | Sei Kepayang       | 162 119 576           | 174 115 142           | 11 995 566          |
| 9.               | Sei Kepayang Barat | 48 663 909            | 49 530 129            | 866 220             |
| 10.              | Sei Kepayang Timur | 57 758 993            | 58 156 005            | 397 012             |
| 11.              | Tanjung Balai      | 163 079 235           | 171 911 497           | 8 832 262           |
| 12.              | Simpang Empat      | 601 689 379           | 612 976 920           | 11 287 541          |
| 13.              | Teluk Dalam        | 360 077 438           | 368 370 319           | 8 292 881           |
| 14.              | Air Batu           | 957 470 492           | 1 057 765 640         | 100 295 148         |
| 15.              | Sei Dadap          | 336 003 870           | 357 384 142           | 21 380 272          |
| 16.              | Buntu Pane         | 333 586 886           | 342 982 054           | 9 395 168           |
| 17.              | Tinggi Raja        | 240 690 634           | 257 332 314           | 16 641 680          |
| 18.              | Setia Janji        | 178 586 803           | 182 880 787           | 4 293 984           |
| 19.              | Meranti            | 268 152 032           | 274 363 540           | 6 211 508           |
| 20.              | Pulo Bandring      | 258 794 797           | 271 596 597           | 12 801 800          |
| 21.              | Rawang Panca Arga  | 229 073 231           | 237 969 586           | 8 896 355           |
| 22.              | Air Joman          | 444 458 374           | 453 072 662           | 8 614 288           |
| 23.              | Silau Laut         | 322 638 318           | 333 976 347           | 11 338 029          |
| 24.              | Kisaran Barat      | 3 267 609 484         | 2 848 839 354         | -418 770 130        |
| 25.              | Kisaran Timur      | 2 691 413 385         | 2 298 330 837         | -393 082 548        |
| <b>Asahan</b>    |                    | <b>14 600 000 000</b> | <b>14 112 545 675</b> | <b>-487 454 325</b> |

Sumber : Badan Pengelola Pendapatan Daerah Kabupaten Asahan

Source : Receipt Board of Asahan Regency

**2.5 Pertanahan/ Land Affairs**

**Tabel** 2.5.1 **Banyaknya Sertifikat Tanah yang Dikeluarkan Menurut Jenis Hak Atas Tanah, 2017 - 2021**  
**Table** 2.5.1 **Number of Land Certificates Issued by Type of Land, 2017 – 2021**

| Hak Atas Tanah       | Tahun<br>Year |              |              |              |              |
|----------------------|---------------|--------------|--------------|--------------|--------------|
|                      | 2017          | 2018         | 2019         | 2020         | 2021         |
| (1)                  | (2)           | (3)          | (4)          | (5)          | (6)          |
| 1. Hak Milik         | 2 066         | 7 228        | 4 855        | 1 511        | <b>2 222</b> |
| 2. Hak Guna Bangunan | 169           | 385          | 62           | 232          | <b>13</b>    |
| 3. Hak Guna Usaha    | -             | 18           | 6            | -            | <b>24</b>    |
| 4. Hak Pakai         | 3             | -            | 13           | 21           | <b>153</b>   |
| <b>Jumlah/Total</b>  | <b>2 238</b>  | <b>7 631</b> | <b>4 936</b> | <b>1 764</b> | <b>2 412</b> |

Sumber : Kementerian Agraria dan Tata Ruang/Badan Pertanahan Nasional Kabupaten Asahan  
 Source : BPN-Land Board Representative Office of Asahan Regency

**Tabel**  
**Table****2.5.2****Status Pemilikan Tanah Dirinci Menurut Hak di Tiap Kecamatan,**  
**2021****Land Possession by Type of Rights and District, 2021**

| <b>Kecamatan</b><br><b>District</b> |                    | <b>Hak Milik</b><br><i>Possession Right</i> | <b>Hak Guna Bangunan</b><br><i>Building Purpose Right</i> | <b>Hak Pakai</b><br><i>Use Right</i> | <b>Hak Penge-lolaan</b><br><i>Operating Right</i> | <b>Hak Guna Usaha</b><br><i>Business purpose Right</i> |
|-------------------------------------|--------------------|---|---|--------------------------------------|---|--|
| (1)                                 | (2)                | (3)   | (4)   | (5)                                  | (6)   | (6)  |
| 1.                                  | B. P. Mandoge      | 71  | -   | 6                                    | -   | -  |
| 2.                                  | Bandar Pulau       | 19  | -   | 3                                    | -   | -  |
| 3.                                  | Aek Songsongan     | 5   | -   | 1                                    | -   | -  |
| 4.                                  | Rahuning           | 4   | -   | 11                                   | -   | 10   |
| 5.                                  | Pulau Rakyat       | 6   | 1   | 12                                   | -   | 2  |
| 6.                                  | Aek Kuasan         | 21  | -   | 7                                    | -   | -  |
| 7.                                  | Aek Ledong         | 7   | -   | 2                                    | -   | -  |
| 8.                                  | Sei Kepayang       | 3   | -   | 16                                   | -   | 11   |
| 9.                                  | Sei Kepayang Barat | 35  | -   | -                                    | -   | -  |
| 10.                                 | Sei Kepayang Timur | -   | -   | -                                    | -   | -  |
| 11.                                 | Tanjung Balai      | 24  | -   | 3                                    | -   | -  |
| 12.                                 | Simpang Empat      | 32  | -   | 3                                    | -   | -  |
| 13.                                 | Teluk Dalam        | 9   | -   | -                                    | -   | 1  |
| 14.                                 | Air Batu           | 112   | 1   | 4                                    | -   | -  |
| 15.                                 | Sei Dadap          | 22  | -   | 7                                    | -   | -  |
| 16.                                 | Buntu Pane         | 12  | -   | 11                                   | -   | -  |
| 17.                                 | Tinggi Raja        | 14  | -   | 9                                    | -   | -  |
| 18.                                 | Setia Janji        | 6   | -   | 1                                    | -   | -  |
| 19.                                 | Meranti            | 1 449                                       | 1   | 5                                    | -   | -  |
| 20.                                 | Pulo Bandring      | 13  | 1   | 17                                   | -   | -  |
| 21.                                 | Rawang Panca Arga  | 4   | -   | 7                                    | -   | -  |
| 22.                                 | Air Joman          | 35  | 1   | 3                                    | -   | -  |
| 23.                                 | Silau Laut         | 7   | -   | 4                                    | -   | -  |
| 24.                                 | Kisaran Barat      | 104   | 6   | 10                                   | -   | -  |
| 25.                                 | Kisaran Timur      | 208   | 2   | 11                                   | -   | -  |
| <b>Asahan</b>                       |                    | <b>2 222</b>                                | <b>13</b>   | <b>153</b>                           | <b>-</b>  | <b>24</b>  |

Sumber : Kementerian Agraria dan Tata Ruang/Badan Pertanahan Nasional Kabupaten Asahan  
 Source : BPN-Land Board Representative Office of Asahan Regency

**Tabel** 2.5.3 **Jumlah Sertifikat Hak Atas Tanah, 2017 - 2021**  
**Table** **Number of Rights on Land Certificate, 2017 - 2021**

|     | Kecamatan<br><i>District</i> | Tahun<br><i>Year</i> |              |              |              |              |
|-----|------------------------------|----------------------|--------------|--------------|--------------|--------------|
|     |                              | 2017                 | 2018         | 2019         | 2020         | 2021         |
|     | (1)                          | (2)                  | (3)          | (4)          | (5)          | (6)          |
| 1.  | B. P. Mandoge                | 7                    | 445          | 729          | 64           | 77           |
| 2.  | Bandar Pulau                 | 2                    | 254          | 24           | 26           | 22           |
| 3.  | Aek Songsongan               | -                    | 17           | 14           | 21           | 6            |
| 4.  | Rahuning                     | 6                    | 256          | 129          | 59           | 25           |
| 5.  | Pulau Rakyat                 | 23                   | 368          | 20           | 23           | 21           |
| 6.  | Aek Kuasan                   | 88                   | 81           | 13           | 15           | 28           |
| 7.  | Aek Ledong                   | 71                   | 175          | 321          | 229          | 9            |
| 8.  | Sei Kepayang                 | 4                    | 210          | 191          | 4            | 30           |
| 9.  | Sei Kepayang Barat           | 2                    | 1            | 3            | 3            | 35           |
| 10. | Sei Kepayang Timur           | 1                    | -            | -            | 2            | -            |
| 11. | Tanjung Balai                | 3                    | 217          | 13           | 41           | 27           |
| 12. | Simpang Empat                | 77                   | 1 091        | 103          | 21           | 35           |
| 13. | Teluk Dalam                  | 122                  | 6            | 123          | 15           | 10           |
| 14. | Air Batu                     | 50                   | 170          | 67           | 65           | 117          |
| 15. | Sei Dadap                    | 31                   | 82           | 80           | 39           | 29           |
| 16. | Buntu Pane                   | 52                   | 796          | 269          | 22           | 23           |
| 17. | Tinggi Raja                  | 6                    | 3            | 7            | 5            | 23           |
| 18. | Setia Janji                  | -                    | 7            | 8            | 5            | 7            |
| 19. | Meranti                      | 58                   | 81           | 352          | 29           | 1 455        |
| 20. | Pulo Bandring                | 85                   | 314          | 617          | 45           | 31           |
| 21. | Rawang Panca Arga            | 4                    | 12           | 36           | 13           | 11           |
| 22. | Air Joman                    | 160                  | 219          | 256          | 158          | 39           |
| 23. | Silau Laut                   | 5                    | 396          | 26           | 13           | 11           |
| 24. | Kisaran Barat                | 402                  | 235          | 350          | 376          | 120          |
| 25. | Kisaran Timur                | 807                  | 1 792        | 1185         | 476          | 221          |
|     | <b>Asahan</b>                | <b>2 066</b>         | <b>7 228</b> | <b>4 936</b> | <b>1 769</b> | <b>2 412</b> |

Sumber : Kementerian Agraria dan Tata Ruang/Badan Pertanahan Nasional Kabupaten Asahan  
 Source : BPN-Land Board Representative Office of Asahan Regency

**Tabel**  
**Table**

2.5.4

**Jumlah Sertifikat yang Diterbitkan Menurut Jenis Hak dan Luas Tanah (Ha) yang Disertifikatkan, 2021**  
**Number of Published Certificates by Type of Right and Certificated Land Area, 2021**

| Bulan<br>Month      | Jenis Pemilikan<br>Possession Type |  |                        |
|---------------------|------------------------------------|--|------------------------|
|                     | Hak Milik<br>Possession<br>Right   | Hak Guna<br>Usaha<br>Business<br>Purpose | Hak Pakai<br>Use Right |
| (1)                 | (2)                                | (3)                                      | (4)                    |
| Januari/January     | 33                                 | 0  | 0                      |
| Pebruari/February   | 19                                 | 0  | 0                      |
| Maret/March         | 11                                 | 1  | 0                      |
| April/April         | 32                                 | 0  | 42                     |
| Mei/May             | 318                                | 0  | 17                     |
| Juni/June           | 261                                | 0  | 25                     |
| Juli/July           | 211                                | 11                                       | 4                      |
| Agustus/August      | 161                                | 0  | 1                      |
| September/September | 129                                | 0  | 25                     |
| Oktober/October     | 166                                | 0  | 13                     |
| Nopember/November   | 172                                | 0  | 6                      |
| Desember/December   | 709                                | 12                                       | 20                     |
| <b>Jumlah/Total</b> | <b>2 222</b>                       | <b>24</b>                                | <b>153</b>             |

Sumber : Kementerian Agraria dan Tata Ruang/Badan Pertanahan Nasional Kabupaten Asahan  
 Source : BPN-Land Board Representative Office of Asahan Regency



**Tabel**  
**Table** 2.5.5

**Jumlah Pencatatan Peralihan Hak dan Penerbitan Hak  
Tanggungan Menurut Jenis Hak dan Luas Tanah (Ha), 2021  
Number of Registration Transfer Right and Burden Right  
Published by Type of Right and Certificated Land Area, 2021**

| Bulan<br>Month      | Peralihan Hak<br>Transfer Right |                  |                     |                   |               |
|---------------------|---------------------------------|------------------|---------------------|-------------------|---------------|
|                     | Hak Milik<br>Possession Right   |                  | Hak Guna<br>Usaha   | Hak Guna Bangunan |               |
|                     | Jumlah<br>Total                 | Luas<br>Large    | Bussines<br>Purpose | Jumlah<br>Total   | Luas<br>Large |
| (1)                 | (2)                             | (3)              | (4)                 | (5)               | (6)           |
| Januari/January     | 208                             | 221 745          | -                   | 14                | 3 227         |
| Pebruari/February   | 124                             | 288 450          | -                   | 4                 | 415           |
| Maret/March         | 152                             | 233 454          | -                   | 2                 | 179           |
| April/April         | 185                             | 471 045          | -                   | 10                | 961           |
| Mei/May             | 98                              | 235 675          | -                   | 4                 | 378           |
| Juni/June           | 184                             | 183 271          | -                   | 5                 | 8 452         |
| Juli/July           | 270                             | 349 847          | -                   | 0                 | 0             |
| Agustus/August      | 191                             | 530 544          | -                   | 5                 | 439           |
| September/September | 216                             | 436 986          | -                   | 4                 | 32 4          |
| Oktober/October     | 161                             | 446 700          | -                   | 5                 | 434           |
| Nopember/November   | 132                             | 358 897          | -                   | 8                 | 696           |
| Desember/December   | 222                             | 479 966          | -                   | 15                | 1 388         |
| <b>Jumlah/Total</b> | <b>2 143</b>                    | <b>4 236 580</b> | <b>-</b>            | <b>76</b>         | <b>16 893</b> |

Lanjutan Tabel/*Continued Table 2.5.5*

| Bulan<br>Month              | Hak Tanggungan<br><i>Burden Right</i> |                   |  |  |
|-----------------------------|---------------------------------------|-------------------|--|--|
|                             | Hak Milik<br><i>Possession Right</i>  |                   | Hak Guna<br>Usaha<br><i>Bussines<br/>Purpose</i> | Hak Guna<br>Bangunan<br><i>Use Right</i> |
|                             | Jumlah                                | Luas              |  |  |
| (1)                         | (6)                                   | (7)               | (8)  | (9)                                      |
| Januari/ <i>January</i>     | 2                                     | 3                 | 4  | 6  |
| Pebruari/ <i>February</i>   | 108                                   | 4171              | -  | 1  |
| Maret/ <i>March</i>         | 138                                   | 260 375           | -  | -  |
| April/ <i>April</i>         | 217                                   | 432 817           | -  | -  |
| Mei/ <i>May</i>             | 208                                   | 305 112           | -  | -  |
| Juni/ <i>June</i>           | 151                                   | 270 831           | -  | -  |
| Juli/ <i>July</i>           | 52                                    | 291 213           | -  | -  |
| Agustus/ <i>August</i>      | 184                                   | 387 235           | -  | -  |
| September/ <i>September</i> | 122                                   | 215 137           | -  | -  |
| Oktober/ <i>October</i>     | 131                                   | 21 118 307        | -  | -  |
| Nopember/ <i>November</i>   | 109                                   | 208 117           | -  | -  |
| Desember/ <i>December</i>   | 126                                   | 243 280           | -  | -  |
|                             | 157                                   | 274 213           | -  | -  |
| <b>Jumlah/<i>Total</i></b>  | <b>1 703</b>                          | <b>24 010 808</b> | -  | <b>1</b>                                 |

Sumber : Kementerian Agraria dan Tata Ruang/Badan Pertanahan Nasional Kabupaten Asahan  
 Source : BPN-Land Board Representative Office of Asahan Regency

**Tabel** 2.5.6 Jumlah Sertifikat Tanah yang Diterbitkan, 2021  
**Table** 2.5.6 Number of Published Land Certificates, 2021

| <b>Status Pemilikan Tanah</b><br><i>Land Possession Status</i> | <b>Rutin</b><br><i>Routine</i> | <b>Proyek</b><br><i>Project</i> |
|--|--------------------------------|---------------------------------|
| (1)  | (2)                            | (3)                             |
| Hak Milik<br><i>Possession Right</i>                           | 269                            | 1 953                           |
| Hak Guna Bangunan<br><i>Building Possession Right</i>          | 12                             | 1                               |
| Hak Pakai<br><i>Use Right</i>                                  | 153                            | -                               |
| Hak Peralihan/Pemisahan<br><i>Transfer/separation Right</i>    | -                              | -                               |
| Hak Guna Usaha<br><i>Business Purpose right</i>                | 24                             | -                               |
| <b>Jumlah/Total</b>  | <b>458</b>                     | <b>1 954</b>                    |

Sumber : Kementerian Agraria dan Tata Ruang/Badan Pertanahan Nasional  
Kabupaten Asahan

Source : BPN-Land Board Representative Office of Asahan Regency

Keterangan/Note : Proyek adalah prona dan redistribusi tanah.

**Tabel** 2.5.7 **Jumlah Penggunaan Hak-Hak atas Tanah yang Diselesaikan Melalui Proyek di Kabupaten Asahan, 2021**  
**Table** 2.5.7 **Number of Land Right Using Finished by Project, 2021**

| <b>Uraian/Kecamatan<br/>Discription/District</b> | <b>Desa/Kelurahan<br/>Village</b> | <b>Target<br/>Target</b> | <b>Jumlah<br/>Persil<br/>Number<br/>of<br/>Persils</b> | <b>Persentase<br/>Percentage<br/>(%)</b> |
|--|-----------------------------------|--------------------------|--|--|
| (1)  | (2)                               | (3)                      | (4)  | (5)                                      |
| Meranti  | Sei Beluru                        | 486                      | 486  | 100%                                     |
|  | Serdang                           | 505                      | 505  | 100%                                     |
|  | Meranti                           | 445                      | 445  | 100%                                     |
| Kota Kisaran Timur                               | Kedai Ledang                      | 23                       | 23   | 100%                                     |
|  | Kisaran Timur                     | 54                       | 54   | 100%                                     |
|  | Gambir Baru                       | 26                       | 26   | 100%                                     |
|  | Mutiara                           | 3                        | 3  | 100%                                     |
|  | Selawan                           | 13                       | 13   | 100%                                     |
|  | Teladan                           | 7                        | 7  | 100%                                     |
|  | Sentang                           | 1                        | 1  | 100%                                     |
|  | Siumbut Baru                      | 4                        | 4  | 100%                                     |
|  | Siumbut-Umbut                     | 1                        | 1  | 100%                                     |
| Kota Kisaran Barat                               | Karang Anyer                      | 24                       | 24   | 100%                                     |
|  | Bunut Barat                       | 4                        | 4  | 100%                                     |
|  | Tebing Kisaran                    | 37                       | 37   | 100%                                     |
|  | Tegal Sari                        | 10                       | 10   | 100%                                     |
|  | Sendang Sari                      | 13                       | 13   | 100%                                     |
|  | Sei Renggas                       | 1                        | 1  | 100%                                     |
|  | Sidodadi                          | 10                       | 10   | 100%                                     |
|  | Pulo Bandring                     | Bunut Sebrang            | 1  | 1  |
| Gedengan   |                                   | 2                        | 2  | 100%                                     |
| Pulo Bandring                                    |                                   | 2                        | 2  | 100%                                     |
| Sukadamai Barat                                  |                                   | 1                        | 1  | 100%                                     |
| Simpang Empat                                    | Sipaku Area                       | 15                       | 15   | 100%                                     |
|  | Sei Dadap                         | 8                        | 8  | 100%                                     |
| Air Joman  | Sei Alim Hassak                   | 6                        | 6  | 100%                                     |
|  | Air Joman                         | 7                        | 7  | 100%                                     |
|  | Banjar                            | 4                        | 4  | 100%                                     |
|  | Subur                             | 6                        | 6  | 100%                                     |

Lanjutan Tabel/Continued Table 2.5.7

| Uraian/Kecamatan<br>Discription/District | Desa/Kelurahan<br>Village | Target<br>Target | Jumlah<br>Persil<br>Number<br>of<br>Persils | Persentase<br>Percentage<br>(%) |
|--|---------------------------|------------------|---|---------------------------------|
| (1)                                      | (2)                       | (3)              | (4)   | (5)                             |
| Sei Kepayang Barat                       | Sei Jawi Jawi             | 12               | 12  | 100%                            |
|  | Sei Serindan              | 1                | 1   | 100%                            |
|  | Sei Kepayang Kiri         | 20               | 20  | 100%                            |
| Tanjung Balai                            | Asahan Mati               | 20               | 20  | 100%                            |
| Silau Laut                               | Silo Baru                 | 1                | 1   | 100%                            |
| Buntu Pane                               | Karya Ambalutu            | 3                | 3   | 100%                            |
|  | Mekar Sari                | 1                | 1   | 100%                            |
| Teluk Dalam                              | Mekar Tanjung             | 1                | 1   | 100%                            |
|  | Air Teluk Kiri            | 1                | 1   | 100%                            |
| Air Batu                                 | Hessa Perlompongan        | 58               | 58  | 100%                            |
|  | Pulau Pale                | 16               | 16  | 100%                            |
|  | Pinanggripan              | 10               | 10  | 100%                            |
|  | Air Teluk Hessa           | 2                | 2   | 100%                            |
| Aek Kuasan                               | Aek Loba Afd. I           | 13               | 13  | 100%                            |
| B. P. Mandoge                            | Sei Nadoras               | 4                | 4   | 100%                            |
|  | Silau Jawa                | 21               | 21  | 100%                            |
|  | Suka Makmur               | 10               | 10  | 100%                            |
|  | B. P. Mandoge             | 2                | 2   | 100%                            |
|  | Gotting Sidodadi          | 20               | 20  | 100%                            |
|  | Hutta Padang              | 1                | 1   | 100%                            |
|  | Tinggi Raja               | Teladan          | 4   | 4                               |
| Bandar Pulau                             | Huta Rao                  | 10               | 10  | 100%                            |
|  | Gajah Sakti               | 2                | 2   | 100%                            |
| Rawang Panca Arga                        | Rawang Lama               | 3                | 3   | 100%                            |
| <b>Jumlah</b>                            |                           | <b>1 955</b>     | <b>1 955</b>                                | <b>100%</b>                     |

Sumber : Kementerian Agraria dan Tata Ruang/Badan Pertanahan Nasional  
Kabupaten Asahan

Source : BPN-Land Board Representative Office of Asahan Regency

## 2.6 Administrasi Pemerintahan/*Public Administration*

**Tabel**  
**Table**

**2.6.1**

**Banyaknya Surat Nikah yang Dikeluarkan Menurut Kecamatan di Kabupaten Asahan, 2017 - 2021**  
***Number Of Marriage Certificate Issued by District in Asahan Regency, 2017 – 2021***

|     | Kecamatan<br><i>District</i> | Tahun<br><i>Year</i> |              |              |              |              |
|-----|------------------------------|----------------------|--------------|--------------|--------------|--------------|
|     |                              | 2017                 | 2018         | 2019         | 2020         | 2021         |
|     | (1)                          | (2)                  | (3)          | (4)          | (5)          | (6)          |
| 1.  | B. P. Mandoge                | 197                  | 170          | 169          | 173          | 167          |
| 2.  | Bandar Pulau                 | 194                  | 192          | 196          | 154          | 187          |
| 3.  | Aek Songsongan               | 144                  | 182          | 176          | 120          | 136          |
| 4.  | Rahuning                     | 165                  | 148          | 155          | 121          | 143          |
| 5.  | Pulau Rakyat                 | 255                  | 292          | 297          | 187          | 275          |
| 6.  | Aek Kuasan                   | 254                  | 212          | 227          | 185          | 198          |
| 7.  | Aek Ledong                   | 171                  | 204          | 192          | 156          | 187          |
| 8.  | Sei Kepayang                 | 175                  | 145          | 149          | 94           | 101          |
| 9.  | Sei Kepayang Barat           | 104                  | 126          | 123          | 108          | 113          |
| 10. | Sei Kepayang Timur           | 87                   | 106          | 91           | 85           | 87           |
| 11. | Tanjung Balai                | 374                  | 382          | 375          | 317          | 343          |
| 12. | Simpang Empat                | 379                  | 405          | 413          | 304          | 340          |
| 13. | Teluk Dalam                  | 132                  | 147          | 132          | 125          | 113          |
| 14. | Air Batu                     | 446                  | 385          | 400          | 364          | 369          |
| 15. | Sei Dadap                    | 212                  | 290          | 315          | 265          | 277          |
| 16. | Buntu Pane                   | 236                  | 215          | 222          | 176          | 211          |
| 17. | Tinggi Raja                  | 149                  | 187          | 190          | 170          | 158          |
| 18. | Setia Janji                  | 85                   | 101          | 99           | 110          | 108          |
| 19. | Meranti                      | 160                  | 150          | 153          | 131          | 188          |
| 20. | Pulo Bandring                | 247                  | 306          | 319          | 284          | 309          |
| 21. | Rawang Panca Arga            | 133                  | 141          | 150          | 116          | 136          |
| 22. | Air Joman                    | 568                  | 546          | 552          | 421          | 498          |
| 23. | Silau Laut                   | 194                  | 225          | 230          | 168          | 215          |
| 24. | Kisaran Barat                | 416                  | 415          | 474          | 395          | 441          |
| 25. | Kisaran Timur                | 573                  | 585          | 606          | 501          | 226          |
|     | <b>Asahan</b>                | <b>6 050</b>         | <b>6 257</b> | <b>6 405</b> | <b>5 230</b> | <b>5 866</b> |

Sumber : Kantor Kementerian Agama Kab. Asahan

Source : *Office of the Ministry of Religious Affairs Asahan*

**Tabel**  
**Table**      **2.6.2**      **Banyaknya Akta Kelahiran yang Dikeluarkan Menurut**  
**Kecamatan, 2019 - 2021**  
**Number Of Birth Certificate Issued by District, 2019 – 2021**

|     | Kecamatan<br><i>District</i> | Tahun<br><i>Year</i> |               |               |
|-----|------------------------------|----------------------|---------------|---------------|
|     |                              | 2019                 | 2020          | 2021          |
|     | (1)                          | (2)                  | (3)           | (4)           |
| 1.  | B. P. Mandoge                | 1 352                | 965           | 680           |
| 2.  | Bandar Pulau                 | 793                  | 809           | 1 461         |
| 3.  | Aek Songsongan               | 617                  | 819           | 1 208         |
| 4.  | Rahuning                     | 614                  | 636           | 525           |
| 5.  | Pulau Rakyat                 | 1 188                | 1 017         | 1 426         |
| 6.  | Aek Kuasan                   | 720                  | 807           | 1 346         |
| 7.  | Aek Ledong                   | 606                  | 651           | 939           |
| 8.  | Sei Kepayang                 | 624                  | 747           | 649           |
| 9.  | Sei Kepayang Barat           | 693                  | 434           | 674           |
| 10. | Sei Kepayang Timur           | 512                  | 343           | 1 115         |
| 11. | Tanjung Balai                | 1 727                | 1 936         | 609           |
| 12. | Simpang Empat                | 1 952                | 1 450         | 1 432         |
| 13. | Teluk Dalam                  | 537                  | 553           | 2 222         |
| 14. | Air Batu                     | 1 828                | 1 497         | 579           |
| 15. | Sei Dadap                    | 1 264                | 1 459         | 497           |
| 16. | Buntu Pane                   | 686                  | 701           | 1 077         |
| 17. | Tinggi Raja                  | 738                  | 699           | 386           |
| 18. | Setia Janji                  | 338                  | 424           | 278           |
| 19. | Meranti                      | 706                  | 742           | 511           |
| 20. | Pulo Bandring                | 907                  | 987           | 375           |
| 21. | Rawang Panca Arga            | 714                  | 617           | 615           |
| 22. | Air Joman                    | 2 040                | 1 627         | 545           |
| 23. | Silau Laut                   | 940                  | 1 138         | 959           |
| 24. | Kisaran Barat                | 1 926                | 1 780         | 499           |
| 25. | Kisaran Timur                | 2 802                | 2 394         | 489           |
|     | <b>Asahan</b>                | <b>26 824</b>        | <b>25 232</b> | <b>21 096</b> |

Sumber : Dinas Kependudukan dan Pencatatan Sipil Kabupaten Asahan

Source : Civil Registration Office Asahan

**Tabel  
Table****2.6.3**

**Banyaknya Perkara yang Diterima dan Diselesaikan Menurut Bulan di Kabupaten Asahan, 2021**  
**Number of Cases Received and Completed by Month in Asahan Regency, 2021**

| <b>Bulan<br/>Month</b> | <b>Perkara Pidana</b> |                          | <b>Perkara Perdata</b> |                          | <b>Jumlah</b>        |                          |
|------------------------|-----------------------|--------------------------|------------------------|--------------------------|----------------------|--------------------------|
|                        | <b>Yang Diterima</b>  | <b>Yang Diselesaikan</b> | <b>Yang Diterima</b>   | <b>Yang Diselesaikan</b> | <b>Yang Diterima</b> | <b>Yang Diselesaikan</b> |
| (1)                    | (2)                   | (3)                      | (4)                    | (5)                      | (6)                  | (7)                      |
| Januari/January        | 66                    | 61                       | 3                      | 2                        | 69                   | 63                       |
| Pebruari/February      | 73                    | 71                       | 15                     | 10                       | 88                   | 81                       |
| Maret/March            | 74                    | 86                       | 13                     | 13                       | 87                   | 99                       |
| April/April            | 71                    | 57                       | 16                     | 10                       | 87                   | 67                       |
| Mei/May                | 62                    | 40                       | 10                     | 4                        | 72                   | 44                       |
| Juni/June              | 41                    | 78                       | 20                     | 17                       | 61                   | 95                       |
| Juli/July              | 43                    | 42                       | 17                     | 7                        | 60                   | 49                       |
| Agustus/August         | 39                    | 29                       | 13                     | 5                        | 52                   | 34                       |
| September/September    | 38                    | 60                       | 19                     | 14                       | 57                   | 74                       |
| Oktober/October        | 38                    | 33                       | 7                      | 3                        | 45                   | 36                       |
| Nopember/November      | 46                    | 43                       | 11                     | 5                        | 57                   | 48                       |
| Desember/December      | 35                    | 63                       | 14                     | 10                       | 49                   | 73                       |
| <b>Jumlah/Total</b>    | <b>626</b>            | <b>663</b>               | <b>158</b>             | <b>100</b>               | <b>784</b>           | <b>763</b>               |

Sumber : Pengadilan Negeri Kisaran Kelas I-B

Source : Kisaran's Court of First Instance



**Tabel**  
**Table**

2.6.4

**Jumlah Perkara Pidana (Termasuk Pelanggaran Lalu Lintas)  
yang Masuk dan Telah Diputuskan di Pengadilan Negeri  
Kisaran, 2021**  
*Number of Reported and Solved Crime Cases Including Traffic  
Violations in Kisaran State Court, 2021*

| Bulan<br>Month      | Jenis Perkara<br>Type of Cases |            |            |                     |            |            |                     |            |           |
|---------------------|--------------------------------|------------|------------|---------------------|------------|------------|---------------------|------------|-----------|
|                     | Biasa                          |            |            | Singkat             |            |            | Lalu lintas         |            |           |
|                     | Sisa<br>Bln<br>Lalu            | Ma-<br>suk | Pu-<br>tus | Sisa<br>Bln<br>Lalu | Ma-<br>suk | Pu-<br>tus | Sisa<br>Bln<br>Lalu | Ma-<br>suk | Put<br>us |
| (1)                 | (2)                            | (3)        | (4)        | (5)                 | (6)        | (7)        | (8)                 | (9)        | (10)      |
| Januari/January     | 59                             | 66         | 61         | -                   | -          | -          | -                   | 206        | 206       |
| Pebruari/February   | 64                             | 73         | 71         | -                   | -          | -          | -                   | 115        | 115       |
| Maret/March         | 66                             | 74         | 86         | -                   | -          | -          | -                   | 135        | 135       |
| April/April         | 54                             | 71         | 57         | -                   | -          | -          | -                   | 122        | 122       |
| Mei/May             | 68                             | 62         | 40         | -                   | -          | -          | -                   | 35         | 35        |
| Juni/June           | 90                             | 41         | 78         | -                   | -          | -          | -                   | 40         | 40        |
| Juli/July           | 53                             | 43         | 42         | -                   | -          | -          | -                   | 72         | 72        |
| Agustus/August      | 54                             | 39         | 29         | -                   | -          | -          | -                   | 22         | 22        |
| September/September | 64                             | 38         | 60         | -                   | -          | -          | -                   | 107        | 107       |
| Oktober/October     | 42                             | 38         | 33         | -                   | -          | -          | -                   | 670        | 670       |
| Nopember/November   | 47                             | 46         | 43         | -                   | -          | -          | -                   | 528        | 528       |
| Desember/December   | 50                             | 35         | 63         | -                   | -          | -          | -                   | 152        | 152       |

Sumber : Pengadilan Negeri Kisaran Kelas I-B

Source : Kisaran's Court of First Instance

**Tabel**  
**Table**

2.6.5

**Jumlah Perkara Perdata yang Masuk dan Telah Diputuskan di  
Pengadilan Negeri Kisaran, 2021**  
*Number of Reported and Solved Civil Cases in Kisaran State  
Court, 2021*

| Bulan<br><i>Month</i>       | Jenis Perkara<br><i>Type of Cases</i> |       |       |                            |       |       |
|-----------------------------|---------------------------------------|-------|-------|----------------------------|-------|-------|
|                             | Gugatan<br><i>Lawsuit</i>             |       |       | Permohonan<br><i>Pleas</i> |       |       |
|                             | Sisa<br>Bln Lalu                      | Masuk | Putus | Sisa<br>Bln Lalu           | Masuk | Putus |
| (1)                         | (2)                                   | (3)   | (4)   | (5)                        | (6)   | (7)   |
| Januari/ <i>January</i>     | 16                                    | 2     | 3     | 1                          | 1     | 2     |
| Pebruari/ <i>February</i>   | 15                                    | 4     | 4     | -                          | 11    | 6     |
| Maret/ <i>March</i>         | 15                                    | 5     | 7     | 5                          | 8     | 13    |
| April/ <i>April</i>         | 13                                    | 6     | 4     | -                          | 10    | 6     |
| Mei/ <i>May</i>             | 15                                    | 5     | 5     | 4                          | 5     | 6     |
| Juni/ <i>June</i>           | 15                                    | 6     | 4     | 3                          | 14    | 13    |
| Juli/ <i>July</i>           | 17                                    | 11    | 9     | 4                          | 7     | 8     |
| Agustus/ <i>August</i>      | 19                                    | 8     | 7     | 3                          | 5     | 5     |
| September/ <i>September</i> | 20                                    | 7     | 5     | 3                          | 12    | 14    |
| Oktober/ <i>October</i>     | 22                                    | 4     | 9     | 1                          | 3     | 3     |
| Nopember/ <i>November</i>   | 17                                    | 5     | 1     | 1                          | 6     | 4     |
| Desember/ <i>December</i>   | 21                                    | 6     | 6     | 3                          | 8     | 10    |

Sumber : Pengadilan Negeri Kisaran Kelas I-B

Source : Kisaran's Court of First Instance

**Tabel**  
**Table**

2.6.6

**Jumlah Perkara Tindak Pidana dan Tahanan Kejaksaan Negeri Asahan Menurut Jenis Perkara (orang), 2021**  
**Number of Cases and Asahan State Prosecution's Prisoners by Type of Cases (people), 2021**

| Bulan<br>Month      | Jumlah Perkara<br>Number of Cases |                        |                                |                       | Jumlah Tahanan<br>Number of Prisoners |                        |                                |                       |
|---------------------|-----------------------------------|------------------------|--------------------------------|-----------------------|---------------------------------------|------------------------|--------------------------------|-----------------------|
|                     | Pidana Umum<br>General Crimes     | Narkotika<br>Narcotics | Pidana Khusus<br>Special Crime | Korupsi<br>Corruption | Pidana Umum<br>General Crimes         | Narkotika<br>Narcotics | Pidana Khusus<br>Special Crime | Korupsi<br>Corruption |
| (1)                 | (2)                               | (3)                    | (4)                            | (5)                   | (6)                                   | (7)                    | (8)                            | (9)                   |
| Januari/January     | 34                                | 26                     | -                              | -                     | 32                                    | 21                     | -                              | -                     |
| Pebruari/February   | 43                                | 34                     | -                              | -                     | 42                                    | 34                     | -                              | -                     |
| Maret/March         | 44                                | 21                     | -                              | -                     | 36                                    | 29                     | -                              | -                     |
| April/April         | 40                                | 19                     | -                              | -                     | 40                                    | 30                     | -                              | -                     |
| Mei/May             | 47                                | 9                      | -                              | -                     | 36                                    | 34                     | -                              | -                     |
| Juni/June           | 41                                | 22                     | -                              | -                     | 24                                    | 28                     | -                              | -                     |
| Juli/July           | 44                                | 16                     | -                              | -                     | 35                                    | 6                      | -                              | -                     |
| Agustus/August      | 32                                | 20                     | -                              | -                     | 34                                    | 25                     | -                              | -                     |
| September/Sept.     | 34                                | 15                     | -                              | -                     | 33                                    | 16                     | -                              | -                     |
| Oktober/Oct.        | 59                                | 10                     | -                              | -                     | 32                                    | 29                     | -                              | -                     |
| Nopember/Nov.       | 51                                | 15                     | -                              | -                     | 40                                    | 35                     | -                              | -                     |
| Desember/Dec.       | 54                                | 19                     | -                              | -                     | 41                                    | 14                     | -                              | -                     |
| <b>Jumlah/Total</b> | <b>523</b>                        | <b>226</b>             | -                              | -                     | <b>425</b>                            | <b>301</b>             | -                              | -                     |

Sumber : Kejaksaan Negeri Asahan

Source : State Prosecution of Asahan

**Tabel  
Table****2.6.7**

**Jumlah Perkara Tindak Pidana Umum yang Diselesaikan dan  
Dieksekusi oleh Kejaksaan Negeri Asahan (orang), 2021  
Number of Cases by General Crimes of Salvation by Asahan  
State Prosecution's (people), 2021**

| <b>Bulan<br/>Month</b> | <b>Jumlah<br/>Perkara<br/>Masuk<br/>Number of<br/>Incoming<br/>Cases</b> | <b>Hasil Penyelesaian<br/>Type of Salvation</b>                 |  |   |  |
|------------------------|--|---|--|---|--|
|                        |  | <b>Dilimpahkan<br/>ke PN<br/>Brought up to<br/>higher court</b> | <b>Dilimpahkan<br/>ke Kejaksaan<br/>Lain<br/>Brought<br/>up to Other</b> | <b>Divonis/<br/>Diputus Hakim<br/>State Prosecu-<br/>tion</b> | <b>Dieksekusi/<br/>Dilaksanakan<br/>Executed</b> |
| (1)                    | (2)  | (3)   | (4)  | (5)   | (6)  |
| Januari/January        | 60   | 60  | -  | 42  | 42   |
| Pebruari/February      | 77   | 77  | -  | 68  | 68   |
| Maret/March            | 65   | 65  | -  | 73  | 73   |
| April/April            | 59   | 59  | -  | 93  | 93   |
| Mei/May                | 56   | 56  | -  | 67  | 67   |
| Juni/June              | 63   | 63  | -  | 30  | 30   |
| Juli/July              | 60   | 60  | -  | 75  | 75   |
| Agustus/August         | 52   | 52  | -  | 65  | 65   |
| September/Sept.        | 49   | 49  | -  | 48  | 48   |
| Oktober/Oct.           | 69   | 69  | -  | 75  | 75   |
| Nopember/Nov.          | 66   | 66  | -  | 44  | 44   |
| Desember/Dec.          | 72   | 72  | -  | 57  | 57   |
| <b>Jumlah/Total</b>    | <b>748</b>   | <b>748</b>  | <b>-</b>   | <b>737</b>  | <b>737</b>                                       |

Sumber : Kejaksaan Negeri Asahan

Source : State Prosecution of Asahan

**Tabel**  
**Table**

2.6.8

Jumlah Perkara Tindak Pidana Khusus yang Diselesaikan dan Dieksekusi oleh Kejaksaan Negeri Asahan (orang), 2021  
*Number of Cases by Special Crime of Salvation by Asahan State Prosecution's (people), 2021*

| Bulan<br>Month       | Jml Perkara                             |  | Hasil Penyelesaian<br>Type of Salvation          |  |   |
|----------------------|---|--|--|--|---|
|                      | Masuk<br>Number of<br>Incoming<br>Cases | Dilimpahkan<br>ke PN<br>Brought up<br>to higher<br>court | Dikirim ke<br>Kejaksaan<br>Lain Sent<br>to Other | Divonis/<br>Diputus<br>Hakim<br>State<br>Prosecution | Dieksekusi/<br>Dilaksanakan<br>Executed |
| (1)                  | (2)                                     | (3)  | (4)  | (5)  | (6)                                     |
| Januari/January      | -                                       | -  | -  | -  | -                                       |
| Pebruari/February    | -                                       | -  | -  | -  | -                                       |
| Maret/March          | 1                                       | 1  | -  | -  | -                                       |
| April/April          | 3                                       | 3  | -  | -  | -                                       |
| Mei/May              | -                                       | -  | -  | -  | -                                       |
| Juni/June            | -                                       | -  | -  | -  | -                                       |
| Juli/July            | -                                       | -  | -  | 2  | 2                                       |
| Agustus/August       | -                                       | -  | -  | -  | -                                       |
| September/Sept.      | -                                       | -  | -  | -  | -                                       |
| Oktober/Oct.         | -                                       | -  | -  | -  | -                                       |
| Nopember/Nov.        | -                                       | -  | -  | -  | -                                       |
| Desember/Dec.        | -                                       | -  | -  | -  | -                                       |
| <b>Jumlah/ Total</b> | <b>4</b>                                | <b>4</b>   | <b>-</b>   | <b>2</b>   | <b>2</b>                                |

Sumber : Kejaksaan Negeri Asahan

Source : State Prosecution of Asahan

**Tabel**  
**Table**

2.6.9

**Perkara yang Masuk dan Diputuskan oleh Pengadilan Agama  
Kisaran, 2021**  
*Reported and Verdicted Cases by Religious Court of Kisaran,  
2021*

| Bulan<br>Month        | Jumlah Perkara<br>Total Cases            |            |   |            |                 |            | Perkara yang<br>dicabut/damai<br>Abrogated<br>Cases |           | Perkara yang<br>diterima/<br>Kabul<br>Cases<br>Accepted |            |
|-----------------------|--|------------|---|------------|-----------------|------------|---|-----------|---|------------|
|                       | Sisa bulan lalu<br>Rest of last<br>month |            | Tambah<br>bulan ini<br>Cases of this<br>month |            | Jumlah<br>Total |            | G   | P         | G   | P          |
|                       | G  | P          | G   | P          | G               | P          |   |           |   |            |
| (1)                   | (2)                                      | (3)        | (4)   | (5)        | (6)             | (7)        | (8)   | (9)       | (10)  | (11)       |
| Januari/January       | 8  | 1          | 305   | 28         | 313             | 28         | 19  | 2         | 160   | 14         |
| Pebruari/<br>February | 133                                      | 12         | 210   | 30         | 343             | 42         | 17  | 5         | 156   | 26         |
| Maret/March           | 169                                      | 11         | 249   | 26         | 418             | 37         | 18  | 1         | 210   | 27         |
| April/April           | 186                                      | 7          | 184   | 16         | 370             | 23         | 21  | 3         | 199   | 7          |
| Mei/May               | 147                                      | 12         | 126   | 8          | 273             | 20         | 7   | 1         | 110   | 15         |
| Juni/June             | 153                                      | 1          | 270   | 31         | 423             | 32         | 26  | 1         | 229   | 13         |
| Juli/July             | 165                                      | 18         | 200   | 27         | 365             | 45         | 10  | 2         | 157   | 26         |
| Agustus/August        | 197                                      | 15         | 166   | 18         | 363             | 33         | 18  | 1         | 199   | 24         |
| September/Sept.       | 143                                      | 5          | 253   | 23         | 396             | 28         | 23  | 3         | 202   | 17         |
| Oktober/Oct.          | 169                                      | 8          | 211   | 19         | 380             | 27         | 20  | -         | 203   | 13         |
| Nopember/Nov.         | 153                                      | 14         | 205   | 23         | 358             | 37         | 32  | 2         | 217   | 23         |
| Desember/Dec.         | 101                                      | 11         | 47  | 3          | 148             | 14         | 8   | 1         | 129   | 11         |
| <b>Jumlah/Total</b>   | <b>1 724</b>                             | <b>115</b> | <b>2 426</b>                                  | <b>252</b> | <b>4 150</b>    | <b>366</b> | <b>219</b>  | <b>22</b> | <b>2 171</b>  | <b>216</b> |

Lanjutan Tabel/Continued Table 2.6.9

| Bulan<br>Month      | Perkara<br>yang<br>digugurkan/<br>dibatalkan<br>Cases Solved<br>by<br>Agreement |           |                                       |          |          |          | Jumlah<br>Total | Bandung/<br>Kasasi/PK<br>Appeal to<br>Higher Court |           |          |              | Sisa Akhir<br>Bulan<br>Rest |  |
|---------------------|---|-----------|---------------------------------------|----------|----------|----------|-----------------|--|-----------|----------|--------------|-----------------------------|--|
|                     | Ditolak<br><i>Rejected</i>  |           | Dicoret<br><i>Strike-<br/>through</i> |          |          |          |                 |  |           |          |              |                             |  |
|                     | G   | P         | G                                     | P        | G        | P        |                 | G  | P         | G        | P            |                             |  |
| (1)                 | (12)  | (13)      | (14)                                  | (15)     | (16)     | (17)     | (18)            | (19)   | (20)      | (21)     | (22)         | (23)                        |  |
| Januari/January     | 1   | -         | -                                     | -        | -        | -        | 180             | 16   | 2         | 1        | 133          | 12                          |  |
| Pebruari/February   | 1   | -         | -                                     | -        | -        | -        | 174             | 31   | -         | -        | 169          | 11                          |  |
| Maret/March         | 4   | 2         | -                                     | -        | -        | -        | 232             | 30   | 2         | -        | 186          | 7                           |  |
| April/April         | 3   | -         | -                                     | 1        | -        | -        | 223             | 11   | 3         | 1        | 147          | 12                          |  |
| Mei/May             | 2   | 3         | 1                                     | -        | -        | -        | 120             | 19   | 3         | -        | 153          | 1                           |  |
| Juni/June           | 2   | -         | 1                                     | -        | -        | -        | 258             | 14   | 2         | 1        | 165          | 18                          |  |
| Juli/July           | 1   | 2         | -                                     | -        | -        | -        | 168             | 30   | 3         | -        | 197          | 15                          |  |
| Agustus/August      | 3   | 3         | -                                     | -        | -        | -        | 220             | 28   | 3         | 1        | 143          | 5                           |  |
| September/Sept.     | 2   | -         | -                                     | 1        | -        | -        | 227             | 21   | 1         | 2        | 169          | 7                           |  |
| Oktober/October     | 4   | -         | -                                     | -        | -        | -        | 227             | 13   | -         | -        | 153          | 14                          |  |
| Nopember/Nov.       | 8   | 1         | -                                     | -        | -        | -        | 257             | 26   | 1         | -        | 101          | 11                          |  |
| Desember/Dec.       | 3   | 2         | 1                                     | -        | -        | -        | 141             | 14   | -         | -        | 7            | -                           |  |
| <b>Jumlah/Total</b> | <b>34</b>   | <b>13</b> | <b>3</b>                              | <b>2</b> | <b>-</b> | <b>-</b> | <b>2 427</b>    | <b>253</b>   | <b>20</b> | <b>6</b> | <b>1 723</b> | <b>113</b>                  |  |

Sumber : Pengadilan Agama Kisaran  
 Source : Religious Court of Kisaran  
 Keterangan/Note: G = Gugatan P = Permohonan

**Tabel**  
**Table**      **2.6.10**      **Jumlah Talak, Perkara Lain dan Cerai Menurut Kecamatan,**  
**2021**  
**Number of Separate, Another Cases and Divorce by District,**  
**2021**

|     | <b>Kecamatan</b><br><i>District</i> | <b>Talak</b><br><i>Separates</i> | <b>Cerai</b><br><i>Divorces</i> | <b>Rujuk dan</b><br><b>Perkara Lain</b><br><i>Another Cases</i> |
|-----|-------------------------------------|----------------------------------|---------------------------------|---|
|     | (1)                                 | (2)                              | (3)                             | (4)   |
| 1.  | B. P. Mandoge                       | 6                                | 22                              | 5   |
| 2.  | Bandar Pulau                        | 12                               | 23                              | 3   |
| 3.  | Aek Songsongan                      | 11                               | 13                              | 7   |
| 4.  | Rahuning                            | 13                               | 13                              | 8   |
| 5.  | Pulau Rakyat                        | 14                               | 30                              | 9   |
| 6.  | Aek Kuasan                          | 5                                | 26                              | 3   |
| 7.  | Aek Ledong                          | 11                               | 16                              | 2   |
| 8.  | Sei Kepadang                        | 8                                | 23                              | 6   |
| 9.  | Sei Kepadang Barat                  | 9                                | 35                              | 3   |
| 10. | Sei Kepadang Timur                  | 7                                | 21                              | 2   |
| 11. | Tanjung Balai                       | 8                                | 35                              | 4   |
| 12. | Simpang Empat                       | 13                               | 67                              | 10  |
| 13. | Teluk Dalam                         | 12                               | 49                              | 9   |
| 14. | Air Batu                            | 14                               | 57                              | 8   |
| 15. | Sei Dadap                           | 6                                | 57                              | 7   |
| 16. | Buntu Pane                          | 12                               | 39                              | 2   |
| 17. | Tinggi Raja                         | 13                               | 36                              | 5   |
| 18. | Setia Janji                         | 6                                | 38                              | 3   |
| 19. | Meranti                             | 12                               | 35                              | 4   |
| 20. | Pulo Bandring                       | 5                                | 48                              | 10  |
| 21. | Rawang Panca Arga                   | 6                                | 58                              | 2   |
| 22. | Air Joman                           | 25                               | 95                              | 10  |
| 23. | Silau Laut                          | 13                               | 43                              | 3   |
| 24. | Kisaran Barat                       | 29                               | 107                             | 10  |
| 25. | Kisaran Timur                       | 26                               | 125                             | 12  |
|     | <b>Asahan</b>                       | <b>296</b>                       | <b>1 111</b>                    | <b>147</b>  |

Sumber : Pengadilan Agama Kisaran

Source : Religious Court of Kisaran



**Jumlah Peristiwa Kejahatan/Pelanggaran yang Dilaporkan dan Diselesaikan Menurut Jenis Pelanggaran, 2021**  
**2.6.11 Number of Reported and Solved Crimes by Type of Violations, 2021**

| <b>Jenis Kejahatan/Pelanggaran</b><br><i>Type of Crimes/Violations</i> | <b>Dilaporkan</b><br><i>Reported</i> | <b>Diselesaikan</b><br><i>Solved</i> | <b>Belum Selesai</b><br><i>Unsolved</i> |
|--|--------------------------------------|--------------------------------------|---|
| (1)  | (2)                                  | (3)                                  | (4)                                     |
| 1. Kejahatan Politik/ <i>Political Crimes</i>                          | -                                    | -                                    | -                                       |
| 2. Kejahatan Terhadap Kepala Negara<br><i>Against Head of States</i>   | -                                    | -                                    | -                                       |
| 3. Kejahatan Terhadap Ketertiban<br>Umum/ <i>Against Public Orders</i> | -                                    | -                                    | -                                       |
| 4. Pembakaran/ <i>Arsons</i>   | 5                                    | 4                                    | 1                                       |
| 5. Kebakaran/ <i>Fire</i>  | 11                                   | 16                                   | -                                       |
| 6. Memberi Suap/ <i>Briberies</i>                                      | -                                    | -                                    | -                                       |
| 7. Kejahatan Mata Uang/ <i>Crimes Related to money</i>                 | 1                                    | 1                                    | -                                       |
| 8. Kejahatan Materai/ <i>Seal Forgery</i>                              | -                                    | -                                    | -                                       |
| 9. Kejahatan Susila/ <i>Morality Offences</i>                          | 7                                    | 3                                    | 4                                       |
| 10. Perzinaan  | 5                                    | 3                                    | 2                                       |
| 11. Perkosaan/ <i>Robs</i>   | 1                                    | -                                    | 1                                       |
| 12. Perjudian/ <i>Gamblings</i>  | 32                                   | 34                                   | -                                       |
| 13. Penculikan/ <i>Kidnappings</i>                                     | -                                    | -                                    | -                                       |
| 14. Pembunuhan/ <i>Murders</i>   | 3                                    | 3                                    | -                                       |
| 15. Penganiayaan Berat/ <i>Heavy Violence</i>                          | 243                                  | 178                                  | 65                                      |
| 16. Penganiayaan Ringan/ <i>Light Violence</i>                         | -                                    | -                                    | -                                       |
| 17. Pencurian Biasa/ <i>Common Robbery</i>                             | 315                                  | 254                                  | 61                                      |
| 18. Pencurian Ringan/ <i>Light Robbery</i>                             | -                                    | -                                    | -                                       |
| 19. Pencurian dengan Kekerasan/ <i>Armed Robbery</i>                   | 19                                   | 23                                   | -                                       |
| 20. Pencurian dgn Pemberatan/ <i>Theft and Heavy Violences</i>         | 316                                  | 381                                  | -                                       |

Lanjutan Tabel/*Continued Table 2.6.11*

| Jenis Kejahatan/Pelanggaran<br><i>Type of Crimes/Violations</i> |   | Dilaporkan<br><i>Reported</i> | Diselesaikan<br><i>Solved</i> | Belum<br>Selesai<br><i>Unsolved</i> |
|---|---|-------------------------------|-------------------------------|-------------------------------------|
| (1)   |   | (5)                           | (6)                           | (7)                                 |
| 21.   | Penghinaan/ <i>Insult</i>                                   | 28                            | 17                            | 11                                  |
| 22.   | Pemerasan/ <i>Extortion</i>                                 | 3                             | 6                             | -                                   |
| 23.   | Penggelapan/ <i>Embezzlements</i>                           | 103                           | 75                            | 28                                  |
| 24.   | Penipuan/ <i>Fraud</i>                                      | 70                            | 43                            | 27                                  |
| 25.   | Perusakan/ <i>Destructions</i>                              | 22                            | 22                            | -                                   |
| 26.   | Penadah/ <i>Catcher</i>                                     | 1                             | 3                             | -                                   |
| 27.   | Menerima Suap (Korupsi)/<br><i>Corruption</i>               | -                             | -                             | -                                   |
| 28.   | Kejahatan Ekonomi/ <i>Economical<br/>Crimes</i>             | 1                             | 1                             | -                                   |
| 29.   | Curanmor/ <i>Motorcycle Robberies</i>                       | 91                            | 54                            | 37                                  |
| 30.   | Pencurian Kawat Telepon/<br><i>Telephone Wire Robbery</i>   | -                             | -                             | -                                   |
| 31.   | Kejahatan Narkotika/ <i>Narcotic<br/>Crimes*)</i>           | 299                           | 304                           | -                                   |
| 32.   | Penyelundupan/ <i>Smuggling</i>                             | 3                             | 3                             | -                                   |
| 33.   | Kejahatan Lain-lain/ <i>Other Crimes</i>                    | 235                           | 142                           | 93                                  |
| <b>Jumlah Kejahatan/ Total Crimes</b>                           |   | <b>1 814</b>                  | <b>1 570</b>                  | <b>330</b>                          |
| 34.   | Pelanggaran KUHP/ <i>Criminal Code</i>                      | -                             | -                             | -                                   |
| 35.   | Pelanggaran Perundang - undangan                            | -                             | -                             | -                                   |
| 36.   | Kecelakaan Lalu Lintas/ <i>Traffic<br/>Accident</i>         | 295                           | 269                           | 26                                  |
| 37.   | Pelanggaran Lalu Lintas/ <i>Traffic<br/>Violations</i>      | 14 199                        | 14 199                        | -                                   |
| 38.   | Pelanggaran Ekonomi (miras)/<br><i>Economical Violences</i> | -                             | -                             | -                                   |
| <b>Jumlah/Total</b>   |   | <b>16 308</b>                 | <b>16 038</b>                 | <b>356</b>                          |

Sumber : POLRES Asahan

Source : District Police Command of Asahan

Ket : Data tahun 2020

**Tabel** 2.6.12 **Jumlah Panti Asuhan Menurut Kecamatan, Status, Kapasitas dan Penghuni, 2021**  
**Table** 2.6.12 **Number of Orphan Ages by District, Status, Capacity and Occupant, 2021**

| Kecamatan<br><i>District</i> | Pemerintah<br><i>State</i> |                 |                 | Swasta<br><i>Private</i>  |                 |                 |
|------------------------------|----------------------------|-----------------|-----------------|---------------------------|-----------------|-----------------|
|                              | Jumlah Kapasitas Penghuni  |                 |                 | Jumlah Kapasitas Penghuni |                 |                 |
|                              | <i>Total</i>               | <i>Capacity</i> | <i>Occupant</i> | <i>Total</i>              | <i>Capacity</i> | <i>Occupant</i> |
| (1)                          | (2)                        | (3)             | (4)             | (5)                       | (6)             | (7)             |
| 1. B. P. Mandoge             | -                          | -               | -               | -                         | -               | -               |
| 2. Bandar Pulau              | -                          | -               | -               | -                         | -               | -               |
| 3. Aek Songsongan            | -                          | -               | -               | -                         | -               | -               |
| 4. Rahuning                  | -                          | -               | -               | -                         | -               | -               |
| 5. Pulau Rakyat              | -                          | -               | -               | -                         | -               | -               |
| 6. Aek Kuasan                | -                          | -               | -               | -                         | -               | -               |
| 7. Aek Ledong                | -                          | -               | -               | -                         | -               | -               |
| 8. Sei Kepayang              | -                          | -               | -               | -                         | -               | -               |
| 9. Sei Kepayang Barat        | -                          | -               | -               | -                         | -               | -               |
| 10. Sei Kepayang Timur       | -                          | -               | -               | -                         | -               | -               |
| 11. Tanjung Balai            | -                          | -               | -               | -                         | -               | -               |
| 12. Simpang Empat            | 1                          | 60              | 47              | -                         | -               | -               |
| 13. Teluk Dalam              | -                          | -               | -               | -                         | -               | -               |
| 14. Air Batu                 | -                          | -               | -               | -                         | -               | -               |
| 15. Sei Dadap                | -                          | -               | -               | -                         | -               | -               |
| 16. Buntu Pane               | -                          | -               | -               | -                         | -               | -               |
| 17. Tinggi Raja              | -                          | -               | -               | -                         | -               | -               |
| 18. Setia Janji              | -                          | -               | -               | -                         | -               | -               |
| 19. Meranti                  | -                          | -               | -               | -                         | -               | -               |
| 20. Pulo Bandring            | -                          | -               | -               | -                         | -               | -               |
| 21. Rawang Panca Arga        | -                          | -               | -               | -                         | -               | -               |
| 22. Air Joman                | -                          | -               | -               | -                         | -               | -               |
| 23. Silau Laut               | -                          | -               | -               | -                         | -               | -               |
| 24. Kisaran Barat            | -                          | -               | -               | -                         | -               | -               |
| 25. Kisaran Timur            | -                          | -               | -               | 2                         | 105             | 60              |
| <b>Asahan</b>                | <b>1</b>                   | <b>60</b>       | <b>47</b>       | <b>2</b>                  | <b>105</b>      | <b>60</b>       |

Sumber : Dinas Sosial Kabupaten Asahan

Source : Social and of Asahan Regency

Tabel  
Table

2.6.13

**Jumlah Penerima Bantuan (Kepala Keluarga) dan Anggaran  
Bantuan Sosial Pangan Menurut Kecamatan di Kabupaten  
Asahan, 2020-2021**  
*Number of Aid Recipients (Head of Household) and Food Social  
Assistance Budget by Subdistrict in Asahan Regency, 2020-2021*

| Kecamatan<br><i>District</i> | Tahun<br><i>Year</i> |               |
|------------------------------|----------------------|---------------|
|                              | 2020                 | 2021          |
| (1)                          | (2)                  | (3)           |
| 1. B. P. Mandoge             | 1 054                | 2 305         |
| 2. Bandar Pulau              | 1 117                | 2 557         |
| 3. Aek Songsongan            | 682                  | 1 152         |
| 4. Rahuning                  | 756                  | 1 369         |
| 5. Pulau Rakyat              | 1 732                | 2 606         |
| 6. Aek Kuasan                | 965                  | 1 528         |
| 7. Aek Ledong                | 493                  | 1 147         |
| 8. Sei Kepayang              | 1 636                | 2 592         |
| 9. Sei Kepayang Barat        | 1 468                | 1 730         |
| 10. Sei Kepayang Timur       | 1 023                | 1 274         |
| 11. Tanjung Balai            | 4 515                | 4 636         |
| 12. Simpang Empat            | 1 899                | 2 071         |
| 13. Teluk Dalam              | 912                  | 1 738         |
| 14. Air Batu                 | 1 478                | 1 999         |
| 15. Sei Dadap                | 1 497                | 2 389         |
| 16. Buntu Pane               | 832                  | 1 683         |
| 17. Tinggi Raja              | 885                  | 1 610         |
| 18. Setia Janji              | 709                  | 1 277         |
| 19. Meranti                  | 1 124                | 1 449         |
| 20. Pulo Bandring            | 1 480                | 2 084         |
| 21. Rawang Panca Arga        | 946                  | 1 791         |
| 22. Air Joman                | 2 676                | 3 136         |
| 23. Silau Laut               | 1 660                | 2 170         |
| 24. Kisaran Barat            | 1 509                | 2 197         |
| 25. Kisaran Timur            | 1 747                | 2 614         |
| <b>Asahan</b>                | <b>34 795</b>        | <b>51 104</b> |

Sumber : Dinas Sosial Kabupaten Asahan

Source : Social and of Asahan Regency

**Jumlah Penerima Bantuan (Kepala Keluarga) dan Anggaran Bantuan Sosial Pangan Menurut Kecamatan di Kabupaten Asahan, 2020-2021**  
**Number of Aid Recipients (Head of Household) and Food Social Assistance Budget by Subdistrict in Asahan Regency, 2020-2021**

| Kecamatan<br><i>District</i> | Tahun<br><i>Year</i> |              |
|------------------------------|----------------------|--------------|
|                              | 2020                 | 2021         |
| (1)                          | (2)                  | (3)          |
| 1. B. P. Mandoge             | 3                    | 7            |
| 2. Bandar Pulau              | -                    | 8            |
| 3. Aek Songsongan            | -                    | -            |
| 4. Rahuning                  | 2                    | 2            |
| 5. Pulau Rakyat              | 3                    | 1            |
| 6. Aek Kuasan                | 1                    | 6            |
| 7. Aek Ledong                | 150                  | 1            |
| 8. Sei Kepayang              | 1 375                | -            |
| 9. Sei Kepayang Barat        | 750                  | 3            |
| 10. Sei Kepayang Timur       | 812                  | -            |
| 11. Tanjung Balai            | 2 425                | 62           |
| 12. Simpang Empat            | 5                    | 1735         |
| 13. Teluk Dalam              | -                    | 75           |
| 14. Air Batu                 | 15                   | 2            |
| 15. Sei Dadap                | 70                   | 79           |
| 16. Buntu Pane               | 610                  | 142          |
| 17. Tinggi Raja              | 560                  | 598          |
| 18. Setia Janji              | 240                  | 1 029        |
| 19. Meranti                  | 1                    | 231          |
| 20. Pulo Bandring            | 240                  | 88           |
| 21. Rawang Panca Arga        | 100                  | 2            |
| 22. Air Joman                | 5                    | 29           |
| 23. Silau Laut               | 1                    | -            |
| 24. Kisaran Barat            | 3                    | 144          |
| 25. Kisaran Timur            | 8                    | 2            |
| <b>Asahan</b>                | <b>7 379</b>         | <b>4 246</b> |

Sumber : Badan Penanggulangan Bencana Daerah Kabupaten Asahan

Source : *Regional Disaster Management of Asahan Regency*

**Tabel 2.6.15** Jumlah Demonstrasi di Kabupaten Asahan, 2017 – 2021  
**Table** *Number of Demonstration in Asahan Regency, 2017 – 2021*

| Uraian<br><i>Description</i>       | Tahun<br><i>Year</i> |           |           |           |           |
|------------------------------------|----------------------|-----------|-----------|-----------|-----------|
|                                    | 2017                 | 2018      | 2019      | 2020      | 2021      |
| (1)                                | (2)                  | (3)       | (4)       | (5)       | (6)       |
| 1. Unjuk Rasa dari Foksi Mahasiswa | 29                   | 23        | 15        | 9         | 9         |
| 2. Unjuk Rasa dari Pemuda          | 10                   | 28        | 16        | 14        | -         |
| 3. Unjuk Rasa dari Masyarakat      | 14                   | 17        | 5         | 10        | 22        |
| <b>Jumlah/Total</b>                | <b>53</b>            | <b>68</b> | <b>36</b> | <b>33</b> | <b>31</b> |

Sumber : Badan Kesbang dan Politik Kabupaten Asahan

Source : *Unity of the nation's bodies and political of Asahan Regency*

**Tabel** 2.6.16 **Jumlah Kriminalitas di Kabupaten Asahan, 2017 – 2021**  
**Table** *Number of Crime in Asahan Regency, 2017 – 2021*

| Jenis Kriminal<br><i>Type of Crime</i> | Tahun<br><i>Year</i> |                |                |                |                |
|--|----------------------|----------------|----------------|----------------|----------------|
|  | 2017                 | 2018           | 2019           | 2020           | 2021           |
| (1)                                    | (2)                  | (3)            | (4)            | (5)            | (6)            |
| 1. Jumlah Kasus Narkoba*)              | 194                  | 309            | 313            | 299            | 299            |
| 2. Jumlah Kasus Pembunuhan             | 2                    | 3              | 3              | 2              | 3              |
| 3. Jumlah Kejahatan Seksual            | 51                   | 3              | 9              | 29             | 76             |
| 4. Jumlah Kasus Penganiayaan           | 93                   | 289            | 238            | 267            | 243            |
| 5. Jumlah Kasus Pencurian              | 277                  | 800            | 604            | 696            | 745            |
| 6. Jumlah Kasus Penipuan               | 63                   | 81             | 91             | 78             | 70             |
| 7. Jumlah Kasus Pemalsuan Uang         | 6                    | 1              | 9              | 3              | 1              |
| <b>Jumlah/Total</b>                    | <b>686</b>           | <b>1 486</b>   | <b>1267</b>    | <b>1374</b>    | <b>1 437</b>   |
| <b>Jumlah Penduduk</b>                 | <b>718 718</b>       | <b>724 379</b> | <b>729 795</b> | <b>735 026</b> | <b>777 626</b> |
| <b>Angka Kriminalitas</b>              | <b>0,001</b>         | <b>0,002</b>   | <b>0,002</b>   | <b>0,002</b>   | <b>0,002</b>   |

*Sumber* :POLRES Asahan

*Source* : District Police Command of Asahan

*Keterangan/Note* : Data 2021 Angka Sementara/Preliminary Figures

**Tabel**  
**Table**      **2.6.17**      **Jumlah Organisasi Partai Politik, LSM, dan Ormas, 2017 - 2021**  
**Number of Organizations Of Political Parties, Non-Governmental Organizations and Community Organizations, 2017 – 2021**

| Jenis Organisasi<br><i>Type of Organization</i> | Tahun<br><i>Year</i> |            |            |            |            |
|---|----------------------|------------|------------|------------|------------|
|   | 2017                 | 2018       | 2019       | 2020       | 2021       |
| (1)   | (2)                  | (3)        | (4)        | (5)        | (6)        |
| 1. Organisasi Partai Politik                    | 16                   | 16         | 16         | 16         | 16         |
| 2. Organisasi Yayasan                           | 4                    | 6          | 11         | 12         | 15         |
| 3. Organisasi LSM                               | 253                  | 255        | 258        | 263        | 266        |
| 4. Organisasi Fungsi                            | 102                  | 110        | 113        | 119        | 122        |
| 5. Organisasi Keagamaan                         | 58                   | 59         | 61         | 67         | 69         |
| 6. Organisasi Profesi                           | 96                   | 98         | 103        | 107        | 110        |
| 7. Organisasi Kesamaan Kegiatan                 | 67                   | 72         | 76         | 80         | 89         |
| 8. Organisasi Kesamaan Kekerabatan              | 39                   | 42         | 48         | 51         | 53         |
| <b>Jumlah/Total</b>                             | <b>635</b>           | <b>658</b> | <b>686</b> | <b>715</b> | <b>740</b> |

Sumber : Badan Kesbang dan Politik Kabupaten Asahan

Source : *Unity of the nation's bodies and political of Asahan Regency*



**Tabel** 2.6.18 **Rekapitulasi Bencana Alam di Kabupaten Asahan, 2021**  
**Table** 2.6.18 **Recapitulation of Natural Disasters in Asahan Regency, 2021**

|     | Kecamatan<br><i>District</i> | Jenis Bencana/ <i>Disaster Types</i> |                                |                             |
|-----|------------------------------|--------------------------------------|--------------------------------|-----------------------------|
|     |                              | Banjir<br><i>Flood</i>               | Puting Beliung<br><i>Storm</i> | Longsor<br><i>Avalanche</i> |
|     | (1)                          | (2)                                  | (3)                            | (4)                         |
| 1.  | B. P. Mandoge                | 1                                    | -                              | 4                           |
| 2.  | Bandar Pulau                 | -                                    | -                              | 2                           |
| 3.  | Aek Songsongan               | -                                    | -                              | -                           |
| 4.  | Rahuning                     | -                                    | -                              | -                           |
| 5.  | Pulau Rakyat                 | -                                    | 1                              | -                           |
| 6.  | Aek Kuasan                   | -                                    | 2                              | -                           |
| 7.  | Aek Ledong                   | -                                    | -                              | -                           |
| 8.  | Sei Kepayang                 | -                                    | -                              | -                           |
| 9.  | Sei Kepayang Barat           | -                                    | 1                              | -                           |
| 10. | Sei Kepayang Timur           | -                                    | -                              | -                           |
| 11. | Tanjung Balai                | 3                                    | 2                              | -                           |
| 12. | Simpang Empat                | 11                                   | 1                              | -                           |
| 13. | Teluk Dalam                  | 2                                    | 1                              | -                           |
| 14. | Air Batu                     | 1                                    | -                              | -                           |
| 15. | Sei Dadap                    | 7                                    | 2                              | -                           |
| 16. | Buntu Pane                   | 6                                    | -                              | -                           |
| 17. | Tinggi Raja                  | 12                                   | 3                              | 1                           |
| 18. | Setia Janji                  | 15                                   | 1                              | -                           |
| 19. | Meranti                      | 8                                    | 2                              | -                           |
| 20. | Pulo Bandring                | 6                                    | -                              | -                           |
| 21. | Rawang Panca Arga            | 7                                    | 3                              | -                           |
| 22. | Air Joman                    | 1                                    | 2                              | -                           |
| 23. | Silau Laut                   | 1                                    | -                              | -                           |
| 24. | Kisaran Barat                | 3                                    | -                              | -                           |
| 25. | Kisaran Timur                | 2                                    | 5                              | -                           |
|     | <b>Asahan</b>                | <b>86</b>                            | <b>26</b>                      | <b>7</b>                    |

Sumber : Badan Penanggulangan Bencana Daerah Kabupaten Asahan

Source : *Regional Disaster Management of Asahan Regency*

Tabel  
Table

2.6.19

**Rekapitulasi Bencana Alam Kebakaran di Kabupaten Asahan,  
2020-2021**  
*Recapitulation of Natural Disasters in Asahan Regency, 2020-  
2021*

|     | Kecamatan<br><i>District</i> | Tahun<br><i>Year</i> |           |
|-----|------------------------------|----------------------|-----------|
|     |                              | 2020                 | 2021      |
|     | (1)                          | (2)                  | (3)       |
| 1.  | B. P. Mandoge                | -                    | 1         |
| 2.  | Bandar Pulau                 | -                    | -         |
| 3.  | Aek Songsongan               | 1                    | 1         |
| 4.  | Rahuning                     | 1                    | 2         |
| 5.  | Pulau Rakyat                 | 4                    | 2         |
| 6.  | Aek Kuasan                   | 2                    | 1         |
| 7.  | Aek Ledong                   | -                    | 2         |
| 8.  | Sei Kepayang                 | -                    | -         |
| 9.  | Sei Kepayang Barat           | 1                    | -         |
| 10. | Sei Kepayang Timur           | -                    | -         |
| 11. | Tanjung Balai                | 4                    | 7         |
| 12. | Simpang Empat                | 4                    | 2         |
| 13. | Teluk Dalam                  | 2                    | 1         |
| 14. | Air Batu                     | 2                    | 5         |
| 15. | Sei Dadap                    | -                    | 3         |
| 16. | Buntu Pane                   | 1                    | 1         |
| 17. | Tinggi Raja                  | -                    | 2         |
| 18. | Setia Janji                  | 1                    | -         |
| 19. | Meranti                      | 1                    | 3         |
| 20. | Pulo Bandring                | 1                    | 1         |
| 21. | Rawang Panca Arga            | 1                    | -         |
| 22. | Air Joman                    | 4                    | 1         |
| 23. | Silau Laut                   | -                    | -         |
| 24. | Kisaran Barat                | 6                    | 9         |
| 25. | Kisaran Timur                | 5                    | 13        |
|     | <b>Asahan</b>                | <b>41</b>            | <b>57</b> |

Sumber : Satpol PP Kabupaten Asahan

Source : *Satpol PP of Asahan Regency*

**Tabel** 2.6.20 **Jumlah Kerusakan Rumah yang Diakibatkan Bencana Alam di Kabupaten Asahan, 2021**  
**Table** 2.6.20 **Number of Damaged Houses Due to Natural Disasters in Asahan Regency, 2021**

|     | Kecamatan<br>District | Jenis Bencana/ Disaster Types |                         |                      |                   |
|-----|-----------------------|-------------------------------|-------------------------|----------------------|-------------------|
|     |                       | Banjir<br>Flood               | Puting Beliung<br>Storm | Longsor<br>Avalanche | Kebakaran<br>Fire |
|     | (1)                   | (2)                           | (3)                     | (4)                  | (5)               |
| 1.  | B. P. Mandoge         | -                             | -                       | -                    | 2                 |
| 2.  | Bandar Pulau          | -                             | -                       | 7                    | -                 |
| 3.  | Aek Songsongan        | -                             | -                       | -                    | 1                 |
| 4.  | Rahuning              | -                             | -                       | -                    | 2                 |
| 5.  | Pulau Rakyat          | -                             | 1                       | -                    | 1                 |
| 6.  | Aek Kuasan            | -                             | 5                       | -                    | 1                 |
| 7.  | Aek Ledong            | -                             | -                       | -                    | 1                 |
| 8.  | Sei Kepayang          | -                             | -                       | -                    | -                 |
| 9.  | Sei Kepayang Barat    | -                             | 3                       | -                    | -                 |
| 10. | Sei Kepayang Timur    | -                             | -                       | -                    | -                 |
| 11. | Tanjung Balai         | -                             | 2                       | -                    | 15                |
| 12. | Simpang Empat         | -                             | 3                       | -                    | 1                 |
| 13. | Teluk Dalam           | -                             | 4                       | -                    | -                 |
| 14. | Air Batu              | -                             | -                       | -                    | 2                 |
| 15. | Sei Dadap             | -                             | 5                       | -                    | 1                 |
| 16. | Buntu Pane            | -                             | -                       | -                    | -                 |
| 17. | Tinggi Raja           | -                             | 3                       | 1                    | 2                 |
| 18. | Setia Janji           | -                             | 1                       | -                    | 1                 |
| 19. | Meranti               | -                             | 10                      | -                    | 4                 |
| 20. | Pulo Bandring         | -                             | -                       | -                    | 1                 |
| 21. | Rawang Panca Arga     | -                             | 4                       | -                    | -                 |
| 22. | Air Joman             | -                             | 4                       | -                    | 1                 |
| 23. | Silau Laut            | -                             | -                       | -                    | -                 |
| 24. | Kisaran Barat         | -                             | -                       | -                    | 3                 |
| 25. | Kisaran Timur         | -                             | 1                       | -                    | 6                 |
|     | <b>Asahan</b>         | -                             | <b>46</b>               | <b>8</b>             | <b>45</b>         |

Sumber : Badan Penanggulangan Bencana Daerah Kabupaten Asahan  
 Source : Regional Disaster Management of Asahan Regency

**Tabel**  
**Table**

2.6.21

**Rasio Jumlah Polisi Pamong Praja di Kabupaten Asahan,  
2017 – 2021**  
*Ratio of Number of Police Civil Service in Asahan Regency,  
2017 – 2021*

| Uraian<br>Description                                   | Tahun<br>Year |         |         |         |         |
|---|---------------|---------|---------|---------|---------|
|   | 2017          | 2018    | 2019    | 2020    | 2021    |
| (1)   | (2)           | (3)     | (4)     | (5)     | (6)     |
| 1. Jumlah Polisi Pamong Praja                           | 299           | 289     | 315     | 304     | 300     |
| 2. Jumlah Penduduk                                      | 718 718       | 724 379 | 729 795 | 735 026 | 790 686 |
| 3. Rasio Jumlah Polisi Pamong Praja per 10 000 Penduduk | 4,16          | 3,99    | 4,32    | 4,13    | 3,79    |

Sumber : Satpol PP Kabupaten Asahan

Source : *Satpol PP of Asahan Regency*



# BAB 3

## Chapter 3

### PENDUDUK DAN TENAGA KERJA POPULATION & EMPLOYMENT



#### Beban Ketergantungan 2021 52,98%

Dari 100 penduduk produktif ,  
menanggung bebab 53 penduduk tidak  
produktif /

*Produktive population bear the burden of 53 not  
productive population.*

Semakin Besar Rasio Beban  
ketergantungan .Semakin kecil  
peluang menyisihkan pendapatan.  
*the Dependency ratio the smaller the selling  
aside revenue*



Pada Tahun 2021 ada sekitar 3.436  
Angkatan Kerja berpendidikan SMA  
keatas yang berstatus  
**PENGANGGURAN.**

*In 2021 there are around 3.436 worker with high  
school; education and above with  
unemployment.*



## PENJELASAN TEKNIS

## TECHNICAL NOTES

1. **Penduduk** menurut konsep BPS adalah semua orang yang berdomisili wilayah geografis Republik Indonesia selama 6 (enam) bulan atau lebih dan atau mereka yang berdomisili kurang dari 6 bulan tetapi bertujuan menetap.

2. **Rata-rata pertumbuhan penduduk** adalah angka menunjukkan tingkat penambahan penduduk pertahun dalam jangka waktu tertentu, angka ini dinyatakan sebagai persentase kenaikan dari penduduk pada tahun dasar.

3. **Rasio Jenis Kelamin** adalah perbandingan antara banyaknya penduduk laki-laki dengan banyaknya penduduk perempuan pada suatu daerah dan waktu, Biasanya dinyatakan dengan banyaknya penduduk laki-laki untuk 100 penduduk perempuan.

$$\text{Sex Rasio} = \frac{\text{Jumlah Penduduk LK}}{\text{Jumlah Penduduk PR}} \times 100$$

4. **Kepadatan Penduduk** adalah banyaknya penduduk per Km persegi.

5. **Laju pertumbuhan penduduk** adalah angka yang menunjukkan persentase penambahan penduduk dalam jangka waktu tertentu.

6. **Daerah Perkotaan (urban)** adalah suatu wilayah administrasi setingkat desa/kelurahan yang memenuhi

1. **Population** are all residents of the entire geographic territory of Republic of Indonesia who have stayed for six months or longer, and those who intended to stay more than six months even though their length of stay is less than six months.

2. **Population Growth Rate** is the rate at which population is increasing (or decreasing) in a given year and expressed as a percentage of the year base population.

3. **Sex Ratio** is the ratio between the number of male population by the number of females in a particular region and time, usually expressed as the number of resident males to 100 females.

$$\text{Sex Ratio} = \frac{\text{Number of Males}}{\text{Number of Females}} \times 100$$

4. **Population Density** is the number of peoples per square kilometer.

5. **The growth rate of population** is the number that show percentage of population growth within a specified period.

6. **Urban Area** : The term of urban area refers to village equivalent administrative area which satisfies certain requirements regarding



persyaratan tertentu dalam hal kepadatan penduduk, persentase rumah tangga pertanian dan sejumlah fasilitas urban lainnya seperti jalan dan sebagainya. Jadi daerah perkotaan tidak identik dengan kota walaupun semua desa/kelurahan di kota termasuk perkotaan. Desa perkotaan biasanya dikepalai oleh seorang lurah sedangkan desa/pedesaan dikepalai oleh seorang kepala desa.

7. **Rumah Tangga** adalah seseorang atau sekelompok orang yang mendiami sebagian atau seluruh bangunan fisik/sensus dan biasanya tinggal bersama serta makan dari satu dapur. Yang dimaksud makan dari satu dapur adalah jika pengurusan kebutuhan sehari-hari dikelola bersama-sama menjadi satu.
  8. **Anggota Rumah Tangga** adalah semua orang yang biasanya bertempat tinggal di suatu rumah tangga, baik yang berada di rumah waktu pencacahan maupun yang sementara tidak ada.
  9. **Rata-rata anggota Rumah Tangga** adalah yang menunjukkan rata-rata jumlah rumah tangga, per rumah tangga.
  10. **Rasio Beban Ketergantungan** adalah Perbandingan antara penduduk usia non produktif (0-14 tahun dan 64 tahun keatas) dengan penduduk usia produktif (15-64 tahun).
  11. **Penduduk usia kerja** adalah penduduk
7. **Household** is an individual or a group of people living in a physical/census building unit or part if it an usually commit on a common provision for food and other essentials of living. Common provisions for food means are organizing daily needs for all of household members.
  8. **Household member** are those use usually live in house hold regardless their location at the time of enumeration are classified as household member.
  9. **Average number of household** is the average number of household member per household.
  10. **Dependency Ratio** : Ratio between nonproductive ages population (0-14 years and 65 or over) with productive ages population (15-64 years).
  11. **Working age population** is peoples of 15

yang berumur 15 tahun ke atas.

*years and over.*

12. **Tenaga Kerja (Manpower)** adalah penduduk berumur 15 Tahun keatas yang dianggap dapat memproduksi barang dan jasa.

12. **Man power** defined as a group of people aged 10 year and over who are assumed have ability to work.

13. **Definisi Bekerja** yang digunakan BPS pada Sensus 2000 dan survei lainnya adalah mereka yang sedang melakukan kegiatan dengan maksud memperoleh penghasilan. Batasan yang digunakan adalah paling sedikit bekerja satu jam berturut-turut selama satu minggu sebelum pencacahan. Bagi mereka yang tidak bekerja karena cuti dan lain-lain, serta petani yang sementara tidak bekerja karena menunggu panen, tetapi dimasukan bekerja walaupun seminggu pencacahan sedang tidak bekerja.

13. **BPS Working definitions** used in Census 2000 and other surveys are those who are doing activities with the purpose of obtaining income. Restriction used is at least one hour in succession for one week prior to enumeration. For those who do not work due to leave and others, as well as farmers who were temporarily absent from work due to waiting for harvest, but it is included to work although they are not working in an enumeration week.

14. **Angkatan kerja** adalah penduduk yang bekerja atau yang punya pekerjaan namun sementara tidak bekerja dan yang mencari pekerjaan.

14. **Labor Force** are people who were working, or having a job but were temporarily absent from work, and those who were looking for work.

Tingkat Partisipasi Angkatan Kerja.

*Labor force Participation Rate.*

$$TPAK = \frac{\text{Jumlah Angkatan Kerja}}{\text{Jumlah 15 Th. Keatas}} \times 100\%$$

$$LEPR = \frac{\text{Number of Peoples in the labor force}}{\text{Number of Peoples in the age 15 years and over}} \times 100\%$$

## ULASAN

## DESCRIPTION

**3.1 Penduduk**

Asahan merupakan Kabupaten kelima dengan jumlah penduduk terbesar di Sumatera Utara setelah Simalungun, Langkat, Deli Serdang dan Medan. Jumlah penduduk Asahan berdasarkan hasil Sensus Penduduk (SP) 2020 adalah 796.960 orang termasuk penduduk yang bertempat tinggal tidak tetap. Sedangkan laju pertumbuhan penduduk dari tahun 2010 - 2020 berdasarkan angka terakhir SP2020 adalah 1,38 persen per tahun.

Hasil Sensus penduduk Kabupaten Asahan Tahun 2020 sebesar 769.960 orang dengan kepadatan penduduk sebesar 206,26 orang per km<sup>2</sup>. Sementara Jumlah Penduduk Tahun 2021 sebesar 777.626 dengan kepadatan penduduk sebesar 208,31. Sedangkan laju pertumbuhan penduduk dari tahun 2020-2021 sebesar 1,33 persen. Jumlah penduduk perempuan pada tahun 2021 lebih sedikit dari penduduk laki-laki yang terdiri dari 389.391 jiwa penduduk laki-laki dan 384.234 jiwa perempuan atau dengan rasio jenis kelamin sebesar 102,38 yang artinya dari 100 penduduk perempuan terdapat sekitar 102 penduduk laki-laki.

Jika dilihat dari komposisi perempuan di Kabupaten Asahan yang bekerja sebagai Pegawai Negeri Sipil (sekitar 68% menggambarkan meskipun jumlahnya lebih sedikit dari laki-laki tapi kualitas perempuan di Asahan bisa diandalkan. Bila dilihat per

**3.1. Population**

*Asahan is the fifth most populous Regency in Sumatera Utara after Simalungun, Langkat, Deli Serdang dan Medan. According to the latest, 2020 Population Census Asahan's population was about 796.960 peoples include population that had no permanent residence. Population growth rate in the period 2010 - 2020 based on final number of population census was 1,38 percent.*

*The census of Asahan Regency in 2020 was 769.960 peoples with population density 206,26 peoples per square kilometers.while The Result of Population in 2021 777.626.with population density 208,31. Still in the same year, the number of households was 181.363. Even though population growth rate in period 2020 – 2021 was 1,33 percent. The number of female population in 2020 is less than the male population, that consist of 389.391 males and 384.234 females. With this figures, the sex ratio of Asahan was 102,38 it means that number of females populations less than males or in every 100 females there was about 102 males.*

*When viewed from the composition of women in the District of Asahan who work as Civil Servants (52,6%) Described although the number is less than men but the quality of women in Asahan can be relied upon. When viewed per district, Kisaran Timur was the*

kecamatan maka Kecamatan Kisaran Timur merupakan kecamatan dengan jumlah penduduk terbesar dengan tingkat Distribusi penduduk sebesar 10,61 persen sedangkan Kecamatan Sei Kepayang Timur adalah yang terkecil yaitu 1,24 persen. Untuk Kecamatan terpadat urutan pertama adalah Kecamatan Kisaran Timur disusul Kisaran Barat dengan masing-masing kepadatan 2735,07 dan 1.851,05 orang per km<sup>2</sup> dan yang terjarang adalah Kecamatan Bandar Pasir Mandoge 49,15 orang per km<sup>2</sup>. Hal ini dapat dimaklumi karena Kecamatan Kisaran Barat dan Kisaran Timur terletak di ibukota Kabupaten Asahan. Kepadatan penduduk di dua Kecamatan ini perlu mendapat pengelolaan yang lebih baik lagi agar tercipta lingkungan yang baik.

Dilihat dari kelompok umur, persentase penduduk usia 0-14 tahun sebesar 9,7 persen, 15-64 tahun sebesar 61,91 persen dan usia 65 tahun ke atas sebesar 4,96 persen yang berarti jumlah penduduk usia produktif lebih besar dibandingkan penduduk usia non produktif dengan rasio beban ketergantungan sebesar 52,98 artinya setiap 100 orang penduduk usia produktif menanggung sekitar 53 orang penduduk usia non produktif. Perlu perhatian serius untuk menangani penduduk usia lanjut (lansia) yang berjumlah 38.592 jiwa di Kabupaten Asahan.

### 3.2. Ketenagakerjaan

Tingkat partisipasi Angkatan Kerja (TPAK) Asahan turun pada tahun 2021. Pada tahun 2020, TPAK di Asahan 64,94 persen menurun menjadi 63,02 persen di tahun 2021.

*biggest district in number of population with level of population spread 10,33 percent and the lowest one was 1,28 percent in District of Sei Kepayang Timur. For the first densely populated subdistrict is Kisaran Timur District followed by Kisaran Barat with each density of 2701,13 and 1,842 persons per km<sup>2</sup> and the rarely is Bandar Pasir Mandoge District 49,04 person km<sup>2</sup>. This is understandable because the District of Kisaran Barat and Kisaran Timur is located in the district capital of Asahan. Population density in these two sub-districts needs to get better management in order to create a good environment.*

*Population percentage of age group 0-14 years was 28,12 percent, age group 15-64 years was 67,18 percent and 65 or over was 4,7 percent, that means number of productive ages population outnumbered than non productive age whereas the dependency ratio of the population was 48,84, it means in 100 peoples of productive ages population there was about 49 peoples of nonproductive ages population. It needs serious attention to handle the elderly (elderly) population of 36.133 people in Asahan Regency.*

### 3.2. Employment

*Labour force participation rate (TPAK) Asahan seem to decrease in the year 2021. In the year 2021, in Asahan TPAK 64,94 percent decrease to 63,02 percent in the year 2021.*

Jika dilihat dari status pekerjaannya, 43,61 persen penduduk usia 15 tahun ke atas yang bekerja di Asahan adalah buruh atau karyawan. Penduduk yang berusaha dengan dibantu anggota keluarga mencapai 7,2 persen, sedangkan penduduk yang bekerja sebagai pekerja keluarga mencapai 7,77 persen. Sebesar 3,99 persen penduduk Asahan yang menjadi pengusaha yang mempekerjakan buruh tetap/bukan anggota keluarganya.

Jumlah penduduk Asahan yang merupakan angkatan kerja pada Tahun 2021 adalah sebanyak 340.015 orang yang terdiri dari 318.285 orang terkategori bekerja dan sebesar 2.173 orang terkategori mencari kerja dan tidak bekerja (pengangguran terbuka). Penduduk Asahan yang bekerja ini sebagian besar bekerja pada sektor Jasa yaitu 47.57 persen. Sektor kedua terbesar dalam menyerap tenaga kerja di Asahan adalah sektor pertanian yaitu sebesar 34.08 persen.

Jumlah pencari kerja yang terdaftar Menurut tingkat pendidikan pada tahun 2021 sebanyak 1.324 orang, yang terdiri dari 645 pencari kerja laki-laki dan sisanya 188 adalah pekerja perempuan. Jumlah pengangguran tahun 2021 sebanyak 21.730 orang. Bila kita lihat dari pendidikan yang ditamatkan ada sebanyak 3.436 orang yang berpendidikan SMA ke atas (15,81%) dan selebihnya berpendidikan SMP ke bawah sebesar 1.350 orang (6,21%).

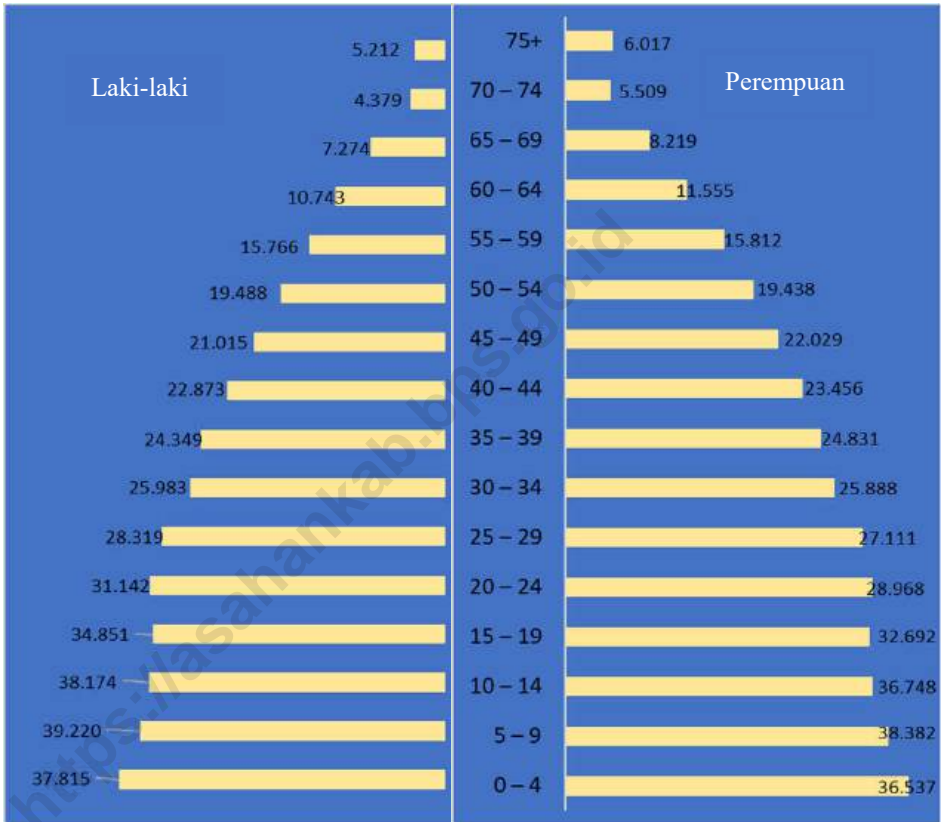
*When viewed from the status of his job, 43,61 percent of working population aged 15 years and over who work in the Asahan are a worker or employee. Population working with the help of family workers to reach 7,2 percent, while the working population as family workers to reach 7,77 percent. For 3,99 percent of the population who become entrepreneurs Asahan which employs permanent workers/not a worker of his family.*

*The population of Asahan, which is the labor force in 2021 totaled 340.015 people consisting of 318.285 souls Uncategorized work and at 21.73 Uncategorized souls in search of work and unemployed (unemployment). Population Asahan that work was mostly working in the jasa sector, which is 47.57 percent. The second biggest sector in absorbing the labor force in the Asahan is the agricultural sector that is equal to 34.08 percent.*

*The number of job seekers registered in the year 2021 as many as 1.3241 people, consisting of 645 male job seekers and the remaining 188 were women workers. There were 21.730 people who left unemployed in the year of 2021, where 3.436 of them (15,81%) were a senior high school graduate and the rest 1.350 (6,21%) were a junior high school or lower graduate.*

**Gambar** 3.1  
**Figure**

**Jumlah Penduduk Menurut Kelompok Umur dan Jenis Kelamin di Kabupaten Asahan (orang), 2020**  
*Estimate of Population by Type of Age Group and Sex in Asahan Regency (people), 2020*



Sumber : Badan Pusat Statistik Kabupaten Asahan  
Source : BPS-Statistics of Asahan Regency



### 3.1 Penduduk/*Population*

**Tabel**  
**Table** 3.1.1

**Penduduk, Laju Pertumbuhan Penduduk, Distribusi Persentase Penduduk, Kepadatan Penduduk, Rasio Jenis Kelamin Penduduk Menurut Kecamatan di Kabupaten Asahan, 2020 dan 2021**  
*Population, Population Growth Rate, Percentage Distribution of Population, Population Density, and Population Sex Ratio by Districts in Asahan Regency, 2020 and 2021*

|     | Kecamatan<br><i>District</i> | Penduduk<br><i>Population</i> |                   | Laju Pertumbuhan<br>Penduduk/ <i>Population</i><br>Growth Rate (%) |             |
|-----|------------------------------|-------------------------------|-------------------|--|-------------|
|     |                              | 2020 <sup>1</sup>             | 2021 <sup>2</sup> | 2010-2020  | 2020-2021   |
|     | (1)                          | (2)                           | (4)               | (5)  | (6)         |
| 1.  | B. P. Mandoge                | 34 997                        | 35 075            | 0,62   | 0,30        |
| 2.  | Bandar Pulau                 | 23 684                        | 23 923            | 1,40   | 1,35        |
| 3.  | Aek Songsongan               | 17 970                        | 18 050            | 0,84   | 0,59        |
| 4.  | Rahuning                     | 19 940                        | 20 114            | 1,27   | 1,17        |
| 5.  | Pulau Rakyat                 | 35 454                        | 35 718            | 1,14   | 0,99        |
| 6.  | Aek Kuasan                   | 25 742                        | 25 939            | 1,16   | 1,02        |
| 7.  | Aek Ledong                   | 20 632                        | 20 644            | 0,45   | 0,08        |
| 8.  | Sei Kepayang                 | 19 306                        | 19 457            | 1,18   | 1,04        |
| 9.  | Sei Kepayang Barat           | 14 906                        | 15 065            | 1,47   | 1,42        |
| 10. | Sei Kepayang Timur           | 9 561                         | 9 622             | 1,03   | 0,85        |
| 11. | Tanjung Balai                | 41 444                        | 41 975            | 1,68   | 1,71        |
| 12. | Simpang Empat                | 46 642                        | 47 220            | 1,64   | 1,66        |
| 13. | Teluk Dalam                  | 19 243                        | 19 369            | 1,05   | 0,87        |
| 14. | Air Batu                     | 45 868                        | 46 395            | 1,54   | 1,53        |
| 15. | Sei Dadap                    | 36 122                        | 36 532            | 1,53   | 1,52        |
| 16. | Buntu Pane                   | 24 671                        | 24 791            | 0,88   | 0,65        |
| 17. | Tinggi Raja                  | 20 056                        | 20 177            | 1,00   | 0,81        |
| 18. | Setia Janji                  | 12 784                        | 12 872            | 1,08   | 0,92        |
| 19. | Meranti                      | 23 508                        | 23 858            | 1,89   | 1,99        |
| 20. | Pulo Bandring                | 33 469                        | 33 949            | 1,83   | 1,92        |
| 21. | Rawang Panca Arga            | 19 947                        | 20 119            | 1,26   | 1,15        |
| 22. | Air Joman                    | 57 127                        | 58 133            | 2,16   | 2,35        |
| 23. | Silau Laut                   | 24 972                        | 25 394            | 2,09   | 2,26        |
| 24. | Kisaran Barat                | 60 428                        | 60 724            | 0,88   | 0,65        |
| 25. | Kisaran Timur                | 81 487                        | 82 511            | 1,65   | 1,68        |
|     | <b>Asahan</b>                | <b>769 960</b>                | <b>777 626</b>    | <b>1,38</b>  | <b>1,33</b> |



Lanjutan Tabel/*Continued Table 3.1.1*

|     | Kecamatan<br><i>District</i> | Distribusi Penduduk<br><i>Percentage of Total<br/>Population</i> |                   | Kepadatan Penduduk<br><i>per km<sup>2</sup>/Population<br/>Density per sq.km</i> |                   |
|-----|------------------------------|--|-------------------|--|-------------------|
|     |                              | 2020 <sup>1</sup>  | 2021 <sup>2</sup> | 2020 <sup>1</sup>  | 2021 <sup>2</sup> |
|     | (1)                          | (7)  | (8)               | (9)  | (10)              |
| 1.  | B. P. Mandoge                | 4,55   | 4,51              | 49,04  | 49,15             |
| 2.  | Bandar Pulau                 | 3,08   | 3,08              | 88,24  | 89,13             |
| 3.  | Aek Songsongan               | 2,33   | 2,32              | 63,68  | 63,96             |
| 4.  | Rahuning                     | 2,59   | 2,59              | 101,84   | 102,73            |
| 5.  | Pulau Rakyat                 | 4,60   | 4,59              | 165,95   | 167,18            |
| 6.  | Aek Kuasan                   | 3,34   | 3,34              | 179,85   | 181,22            |
| 7.  | Aek Ledong                   | 2,68   | 2,65              | 242,40   | 242,54            |
| 8.  | Sei Kepadang                 | 2,51   | 2,50              | 52,08  | 52,49             |
| 9.  | Sei Kepadang Barat           | 1,94   | 1,94              | 303,02   | 306,25            |
| 10. | Sei Kepadang Timur           | 1,24   | 1,24              | 95,00  | 95,60             |
| 11. | Tanjung Balai                | 5,38   | 5,40              | 467,32   | 473,31            |
| 12. | Simpang Empat                | 6,06   | 6,07              | 343,54   | 347,79            |
| 13. | Teluk Dalam                  | 2,50   | 2,49              | 164,45   | 165,53            |
| 14. | Air Batu                     | 5,96   | 5,97              | 391,55   | 396,05            |
| 15. | Sei Dadap                    | 4,69   | 4,70              | 436,56   | 441,30            |
| 16. | Buntu Pane                   | 3,20   | 3,19              | 160,83   | 161,61            |
| 17. | Tinggi Raja                  | 2,60   | 2,59              | 185,88   | 187,00            |
| 18. | Setia Janji                  | 1,66   | 1,66              | 204,97   | 206,38            |
| 19. | Meranti                      | 3,05   | 3,07              | 518,62   | 526,35            |
| 20. | Pulo Bandring                | 4,35   | 4,37              | 384,73   | 390,25            |
| 21. | Rawang Panca Arga            | 2,59   | 2,59              | 296,08   | 298,63            |
| 22. | Air Joman                    | 7,42   | 7,48              | 582,37   | 592,62            |
| 23. | Silau Laut                   | 3,24   | 3,27              | 294,91   | 299,90            |
| 24. | Kisaran Barat                | 7,85   | 7,81              | 1 842,03   | 1 851,05          |
| 25. | Kisaran Timur                | 10,58  | 10,61             | 2 701,13   | 2 735,07          |
|     | <b>Asahan</b>                | <b>100,00</b>  | <b>100,00</b>     | <b>206,26</b>  | <b>208,31</b>     |

Lanjutan Tabel/*Continued Table 3.1.1*

| Kecamatan<br><i>District</i> | Rasio Jenis Kelamin Penduduk<br><i>Population Sex Ratio</i> |                   |
|------------------------------|---|-------------------|
|                              | 2020 <sup>1</sup>   | 2021 <sup>2</sup> |
| (1)                          | (11)  | (12)              |
| 1. B. P. Mandoge             | 102,67  | 104,35            |
| 2. Bandar Pulau              | 105,38  | 105,42            |
| 3. Aek Songsongan            | 102,07  | 103,27            |
| 4. Rahuning                  | 103,12  | 103,44            |
| 5. Pulau Rakyat              | 100,40  | 100,97            |
| 6. Aek Kuasan                | 103,33  | 103,87            |
| 7. Aek Ledong                | 103,23  | 105,29            |
| 8. Sei Kepayang              | 103,22  | 103,74            |
| 9. Sei Kepayang Barat        | 102,94  | 102,87            |
| 10. Sei Kepayang Timur       | 105,70  | 106,53            |
| 11. Tanjung Balai            | 105,32  | 104,78            |
| 12. Simpang Empat            | 103,12  | 102,68            |
| 13. Teluk Dalam              | 101,77  | 102,54            |
| 14. Air Batu                 | 102,61  | 102,36            |
| 15. Sei Dadap                | 103,93  | 103,70            |
| 16. Buntu Pane               | 99,56   | 100,62            |
| 17. Tinggi Raja              | 102,67  | 103,54            |
| 18. Setia Janji              | 101,04  | 101,72            |
| 19. Meranti                  | 100,27  | 99,36             |
| 20. Pulo Bandring            | 103,95  | 103,10            |
| 21. Rawang Panca Arga        | 102,36  | 102,71            |
| 22. Air Joman                | 103,91  | 102,39            |
| 23. Silau Laut               | 104,04  | 102,67            |
| 24. Kisaran Barat            | 100,05  | 101,13            |
| 25. Kisaran Timur            | 99,04   | 98,60             |
| <b>Asahan</b>                | <b>102,32</b>   | <b>102,38</b>     |

Catatan/*Note*: <sup>1</sup> Hasil SP2020 (Mei)/*The result of the 2020 Population Census (May)*

<sup>2</sup> Hasil Proyeksi Penduduk Indonesia 2010-2035 (Pertengahan tahun/Juni)/  
*The result of Indonesia Population Projection 2010-2035 (mid year/June)*

Sumber : Badan Pusat Statistik Kabupaten Asahan

*Source* : BPS-Statistics of Asahan Regency

**Tabel**  
**Table**      **3.1.2**  
**Jumlah Penduduk Menurut Kelompok Umur dan Jenis Kelamin di Kabupaten Asahan (orang), 2021**  
*Estimate of Population by Type of Age Groups and Gender in Asahan Regency (people), 2021*

| Kelompok Umur<br><i>Age Groups</i> | Penduduk<br><i>Population</i> |                            |                        |
|------------------------------------|-------------------------------|----------------------------|------------------------|
|                                    | Laki-laki<br><i>Male</i>      | Perempuan<br><i>Female</i> | Jumlah<br><i>Total</i> |
| (1)                                | (2)                           | (3)                        | (4)                    |
| 0 – 4                              | 38 923                        | 37 241                     | 76 164                 |
| 5 – 9                              | 36 385                        | 35 059                     | 71 444                 |
| 10 – 14                            | 35 400                        | 33 500                     | 68 900                 |
| 15 – 19                            | 34 848                        | 32 937                     | 67 785                 |
| 20 – 24                            | 35 096                        | 33 005                     | 68 101                 |
| 25 – 29                            | 33 961                        | 32 279                     | 66 240                 |
| 30 – 34                            | 30 770                        | 29 486                     | 60 256                 |
| 35 – 39                            | 29 505                        | 28 039                     | 57 544                 |
| 40 – 44                            | 26 469                        | 26 047                     | 52 516                 |
| 45 – 49                            | 23 417                        | 23 556                     | 46 973                 |
| 50 – 54                            | 20 188                        | 20 881                     | 41 069                 |
| 55 – 59                            | 16 817                        | 17 840                     | 34 657                 |
| 60 – 64                            | 13 612                        | 13 773                     | 27 385                 |
| 65 – 69                            | 9 444                         | 9 708                      | 19 152                 |
| 70 – 74                            | 4 583                         | 5 370                      | 9 953                  |
| 75+                                | 3 974                         | 5 513                      | 9 487                  |
| <b>Jumlah/Total</b>                | <b>393 392</b>                | <b>384 234</b>             | <b>777 626</b>         |

Sumber : Badan Pusat Statistik Kabupaten Asahan

Source : BPS-Statistics of Asahan Regency

**Tabel**  
**Table**      **3.1.3**  
**Jumlah Penduduk Menurut Kecamatan dan Jenis Kelamin Di**  
**Kabupaten Asahan (orang), 2021**  
**Population by District and Gender in Asahan Regency**  
**(people), 2021**

|     | Kecamatan<br><i>District</i> | Penduduk<br><i>Population</i> |                            |                        | Rasio<br>Jenis<br>Kelamin<br><i>Sex Ratio</i> |
|-----|------------------------------|-------------------------------|----------------------------|------------------------|---|
|     |                              | Laki-laki<br><i>Male</i>      | Perempuan<br><i>Female</i> | Jumlah<br><i>Total</i> |   |
|     | (1)                          | (2)                           | (3)                        | (4)                    | (5)   |
| 1.  | B. P. Mandoge                | 17 911                        | 17 164                     | 35 075                 | 104,35  |
| 2.  | Bandar Pulau                 | 12 277                        | 11 646                     | 23 923                 | 105,42  |
| 3.  | Aek Songsongan               | 9 170                         | 8 880                      | 18 050                 | 103,27  |
| 4.  | Rahuning                     | 10 227                        | 9 887                      | 20 114                 | 103,44  |
| 5.  | Pulau Rakyat                 | 17 945                        | 17 773                     | 35 718                 | 100,97  |
| 6.  | Aek Kuasan                   | 13 216                        | 12 723                     | 25 939                 | 103,87  |
| 7.  | Aek Ledong                   | 10 588                        | 10 056                     | 20 644                 | 105,29  |
| 8.  | Sei Kepayang                 | 9 907                         | 9 550                      | 19 457                 | 103,74  |
| 9.  | Sei Kepayang Barat           | 7 639                         | 7 426                      | 15 065                 | 102,87  |
| 10. | Sei Kepayang Timur           | 4 963                         | 4 659                      | 9 622                  | 106,53  |
| 11. | Tanjung Balai                | 21 477                        | 20 498                     | 41 975                 | 104,78  |
| 12. | Simpang Empat                | 23 922                        | 23 298                     | 47 220                 | 102,68  |
| 13. | Teluk Dalam                  | 9 806                         | 9 563                      | 19 369                 | 102,54  |
| 14. | Air Batu                     | 23 468                        | 22 927                     | 46 395                 | 102,36  |
| 15. | Sei Dadap                    | 18 598                        | 17 934                     | 36 532                 | 103,70  |
| 16. | Buntu Pane                   | 12 434                        | 12 357                     | 24 791                 | 100,62  |
| 17. | Tinggi Raja                  | 10 264                        | 9 913                      | 20 177                 | 103,54  |
| 18. | Setia Janji                  | 6 491                         | 6 381                      | 12 872                 | 101,72  |
| 19. | Meranti                      | 11 891                        | 11 967                     | 23 858                 | 99,36   |
| 20. | Pulo Bandring                | 17 234                        | 16 715                     | 33 949                 | 103,10  |
| 21. | Rawang Panca Arga            | 10 194                        | 9 925                      | 20 119                 | 102,71  |
| 22. | Air Joman                    | 29 410                        | 28 723                     | 58 133                 | 102,39  |
| 23. | Silau Laut                   | 12 864                        | 12 530                     | 25 394                 | 102,67  |
| 24. | Kisaran Barat                | 30 532                        | 30 192                     | 60 724                 | 101,13  |
| 25. | Kisaran Timur                | 40 964                        | 41 547                     | 82 511                 | 98,60   |
|     | <b>Asahan</b>                | <b>393 392</b>                | <b>384 234</b>             | <b>777 626</b>         | <b>102,38</b>                                 |

Sumber : Badan Pusat Statistik Kabupaten Asahan  
Source : BPS-Statistics of Asahan Regency

**Tabel** 3.1.4 **Jumlah Desa Pantai Menurut Kecamatan, 2021**  
**Table** 3.1.4 **Number of Coast Village by District, 2021**

|     | <b>Kecamatan</b><br><i>District</i> | <b>Desa</b><br><b>Pantai</b><br><i>Coast</i><br><i>Village</i> | <b>Bukan</b><br><b>Desa Pantai</b><br><i>Non Coast</i><br><i>Village</i> | <b>Jumlah Desa/</b><br><b>Kelurahan</b><br><i>Total Village</i> |
|-----|-------------------------------------|--|--|---|
|     | (1)                                 | (2)  | (3)  | (4)   |
| 1.  | B. P. Mandoge                       | -  | 9  | 9   |
| 2.  | Bandar Pulau                        | -  | 10   | 10  |
| 3.  | Aek Songsongan                      | -  | 9  | 9   |
| 4.  | Rahuning                            | -  | 7  | 7   |
| 5.  | Pulau Rakyat                        | -  | 12   | 12  |
| 6.  | Aek Kuasan                          | -  | 7  | 7   |
| 7.  | Aek Ledong                          | -  | 7  | 7   |
| 8.  | Sei Kepayang                        | 4  | 2  | 6   |
| 9.  | Sei Kepayang Barat                  | -  | 6  | 6   |
| 10. | Sei Kepayang Timur                  | 5  | -  | 5   |
| 11. | Tanjung Balai                       | 6  | 2  | 8   |
| 12. | Simpang Empat                       | -  | 8  | 8   |
| 13. | Teluk Dalam                         | -  | 6  | 6   |
| 14. | Air Batu                            | -  | 12   | 12  |
| 15. | Sei Dadap                           | -  | 10   | 10  |
| 16. | Buntu Pane                          | -  | 9  | 9   |
| 17. | Tinggi Raja                         | -  | 7  | 7   |
| 18. | Setia Janji                         | -  | 5  | 5   |
| 19. | Meranti                             | -  | 7  | 7   |
| 20. | Pulo Bandring                       | -  | 10   | 10  |
| 21. | Rawang Panca Arga                   | -  | 7  | 7   |
| 22. | Air Joman                           | -  | 7  | 7   |
| 23. | Silau Laut                          | 1  | 4  | 5   |
| 24. | Kisaran Barat                       | -  | 13   | 13  |
| 25. | Kisaran Timur                       | -  | 12   | 12  |
|     | <b>Asahan</b>                       | <b>16</b>  | <b>188</b>   | <b>204</b>  |

Sumber : Badan Pusat Statistik Kabupaten Asahan

Source : BPS-Statistics of Asahan Regency

**Tabel**  
**Table**      **3.1.5**  
**Persentase Penduduk Usia 10 Tahun ke atas Menurut**  
**Ijazah/STTB Tertinggi yang Dimiliki, 2020 - 2021**  
**Percentage of Population Aged 10 Years and Over by**  
**Certificate of Attainment, 2020 – 2021**

|    | Tingkat Pendidikan<br><i>Level of Education</i> | Tahun<br><i>Year</i> |       |
|----|---|----------------------|-------|
|    |   | 2020                 | 2021  |
|    | (1)   | (2)                  | (3)   |
| 1. | Tidak/Belum pernah Sekolah                      | 1,36                 | 0,96  |
| 2. | Tidak Tamat SD                                  | 17,36                | 16,95 |
| 3. | SD dan Sederajat                                | 23,70                | 24,74 |
| 4. | SLTP dan Sederajat                              | 19,77                | 22,02 |
| 5. | SLTA dan Sederajat                              | 30,66                | 29,51 |
| 6. | Diploma I,II dan III                            | 1,89                 | 1,14  |
| 7. | DIV/Sarjana/Pasca Sarjana                       | 5,25                 | 4,68  |

Sumber : SUSENAS 2020 - 2021, BPS Kabupaten Asahan

Source : *National Socio Economic Survey 2020 – 2021, BPS-Statistics of Asahan Regency*

**Tabel**  
**Table**      **3.1.6**  
**Proporsi Penduduk Perempuan Usia 10 Tahun ke Atas yang Pernah Kawin Menurut Usia Perkawinan Pertama di Kabupaten Asahan, 2020 - 2021**  
***Proportion of Female Population Age 10 Years and Over Who Ever Married by Age at First Marriage in Asahan Regency, 2020 – 2021***

| <b>Usia Perkawinan Pertama</b><br><b><i>Age at First Marriage</i></b>                            | <b>2020</b>  | <b>2021</b>  |
|--|--------------|--------------|
| (1)  | (2)          | (3)          |
| ≤ 16   | 7,55         | 7,38         |
| 17 – 24  | 42,98        | 74,14        |
| 25 +   | 49,48        | 18,49        |
| <b>Rata-rata Umur Perkawinan Pertama</b><br><b><i>Singular Mean At First Marriage (SMAM)</i></b> | <b>22,88</b> | <b>21,31</b> |

Sumber : SUSENAS 2020 - 2021, BPS Kabupaten Asahan

Source : National Socio Economic Survey 2020 - 2021, BPS-Statistics of Asahan Regency

**Tabel**  
**Table** 3.1.7

**Persentase Penduduk Usia 10 Tahun ke Atas Menurut Status Perkawinan di Kabupaten Asahan, 2021**  
*Percentage of Population Aged 10 Years and Over by Marriage Status, 2021*

| <b>Status Perkawinan</b><br><i>Marriage Status</i> | <b>Laki – laki</b><br><i>Male</i> | <b>Perempuan</b><br><i>Female</i> | <b>Jumlah</b><br><i>Total</i> |
|--|-----------------------------------|-----------------------------------|-------------------------------|
| (1)  | (2)                               | (3)                               | (4)                           |
| Belum Kawin/<br><i>Single</i>                      | 39,83                             | 29,66                             | 34,79                         |
| Kawin/<br><i>Married</i>                           | 56,58                             | 59,25                             | 57,90                         |
| Cerai Hidup/<br><i>Divorced</i>                    | 0,80                              | 1,92                              | 1,36                          |
| Cerai Mati/<br><i>Death Divorce</i>                | 2,79                              | 9,16                              | 5,95                          |

Sumber : SUSENAS 2021, BPS Kabupaten Asahan

Source : National Socio Economic Survey 2021, BPS-Statistics of Asahan Regency



**3.2 Ketenagakerjaan/Employment****Tabel  
Table****3.2.1**

**Penduduk Berumur 15 Tahun ke Atas Menurut Jenis Kegiatan Selama Seminggu yang Lalu dan Jenis Kelamin di Kabupaten Asahan (orang), 2021**  
*Population Aged 15 Years and Over by Type of Activity During Previous Week and Sex in Asahan Regency (people), 2021*

| <b>Jenis Kegiatan Utama</b><br><i>Type of Main Activities</i> |  | <b>Laki – Laki</b><br><i>Male</i> | <b>Perempuan</b><br><i>Female</i> | <b>Jumlah</b><br><i>Total</i> |
|---|--|-----------------------------------|-----------------------------------|-------------------------------|
| (1)   |  | (2)                               | (3)                               | (4)                           |
| I.  | Angkatan Kerja/ <i>Labour Force</i>              | 225 471                           | 114 544                           | 340 015                       |
|   | 1. Bekerja/ <i>Working</i>                       | 212 381                           | 105 904                           | 318 285                       |
|   | 2. Penganggur/ <i>Unemployment</i>               | 13 090                            | 8 640                             | 21 73                         |
| II.   | Bukan Angkatan Kerja/<br><i>Non Labour Force</i> | 45 056                            | 154 491                           | 199 547                       |
|   | 1. Sekolah/ <i>Attending School</i>              | 19 787                            | 22 032                            | 41 819                        |
|   | 2. Mengurus Rumah Tangga/<br><i>Housekeeping</i> | 5 231                             | 125 263                           | 130 494                       |
|   | 3. Lainnya/ <i>Others</i>                        | 20 038                            | 7 196                             | 27 234                        |
| <b>Jumlah/Total</b>   |  | <b>270 527</b>                    | <b>269 035</b>                    | <b>539 562</b>                |
| <b>Tingkat Partisipasi Angkatan Kerja (TPAK)</b>              |  | <b>83,35</b>                      | <b>42,58</b>                      | <b>63,02</b>                  |
| <b>Tingkat Pengangguran Terbuka (TPT)</b>                     |  | <b>5,81</b>                       | <b>7,54</b>                       | <b>6,39</b>                   |

Sumber : Sakernas 2021, BPS Kabupaten Asahan

Source : National Labour Force Survey 2021, BPS-Statistics of Asahan Regency

**Tabel  
Table**

**3.2.2 Jumlah Angkatan Kerja Menurut Pendidikan Tertinggi yang Ditamatkan dan Jenis Kegiatan Selama Seminggu yang Lalu di Kabupaten Asahan (orang), 2021**  
*Number of Labour Force by Type of Activity and Educational Attainment in Asahan Regency (people), 2021*

| <b>Jenis Kegiatan Utama</b><br><i>Type of Main Activities</i> | <b>Pendidikan Tertinggi yang Ditamatkan</b><br><i>Educational Attainment</i> |   |   |                     |
|---|--|---|---|---------------------|
|   | <b>SD Ke bawah</b><br><i>Under Primary School</i>                            | <b>SMP</b><br><i>Junior High School</i> | <b>SMA Ke atas</b><br><i>Above Senior High School</i> | <b>Jumlah Total</b> |
| (1)   | (2)  | (3)                                     | (4)   | (5)                 |
| Angkatan Kerja/<br><i>Labour Force</i>                        | 106 678  | 71 719                                  | 161 618   | 340 015             |
| 1. Bekerja/ <i>Working</i>                                    | 99 494   | 65 353                                  | 153 438   | 318 285             |
| 2. Penganggur/<br><i>Seeking Job</i>                          | 7 184  | 6 366                                   | 8 180   | 21 730              |

Sumber : Sakernas 2021, BPS Kabupaten Asahan

Source : National Labour Force Survey 2021, BPS-Statistics of Asahan Regency

**Tabel**  
**Table**      **3.2.3**      **Penduduk Berumur 15 Tahun Ke Atas yang Bekerja Selama Seminggu yang Lalu Menurut Status Pekerjaan Utama dan Jenis Kelamin di Kabupaten Asahan (orang), 2021**  
*Population Aged 15 Years and Over who Worked During The Previous Week by Main Employment Status and Sex in Asahan Regency (people), 2021*

|    | <b>Status Pekerjaan Utama</b><br><i>Job Status Key</i>   | <b>Laki – Laki</b><br><i>Male</i> | <b>Perempuan</b><br><i>Female</i> | <b>Jumlah</b><br><i>Total</i> |
|----|--|-----------------------------------|-----------------------------------|-------------------------------|
|    | (1)  | (2)                               | (3)                               | (4)                           |
| 1. | Berusaha Sendiri/ <i>Self Employer</i>   | 45 891                            | 32 348                            | 78 239                        |
| 2. | Berusaha dibantu buruh tidak tetap/ <i>Employer Assisted by family worker/temporary worker</i> | 13 425                            | 9 517                             | 22 942                        |
| 3. | Berusaha dibantu buruh tetap dan dibayar/ <i>Employer assisted by employee</i>                 | 10 626                            | 2 101                             | 12 727                        |
| 4. | Buruh/Karyawan/Pegawai/ <i>Employee</i>  | 96 989                            | 41 819                            | 138 808                       |
| 5. | Pekerja Bebas di Pertanian/ <i>Casual employee in agriculture</i>                              | 16 914                            | 1 598                             | 18 512                        |
| 6. | Pekerja Bebas di Nonpertanian/ <i>Casual employee non in agriculture</i>                       | 17 860                            | 4 472                             | 22 332                        |
| 7. | Pekerja Keluarga/ <i>Family Worker</i>   | 10 676                            | 14 049                            | 24 725                        |
|    | <b>Jumlah/ <i>Total</i></b>  | <b>212 381</b>                    | <b>105 904</b>                    | <b>318 285</b>                |

Sumber : Sakernas 2021, BPS Kabupaten Asahan

Source : National Labour Force Survey 2021, BPS-Statistics of Asahan Regency

**Tabel**  
**Table**

**3.2.4 Penduduk Berumur 15 Tahun ke Atas Menurut Jenis Kegiatan Selama Seminggu yang Lalu Di Kabupaten Asahan (orang), 2019 - 2021**  
*Population Aged 15 Years and Over by Type of Activity During Previous Week in Asahan Regency (people), 2019-2021*

| <b>Jenis Kegiatan Utama</b>    |  | <b>2019</b>    | <b>2020</b>    | <b>2021</b>    |
|--------------------------------|--|----------------|----------------|----------------|
| <b>Type of Main Activities</b> |  |                |                |                |
|                                | <b>(1)</b>                                       | <b>(2)</b>     | <b>(3)</b>     | <b>(4)</b>     |
| I.                             | Angkatan Kerja/ <i>Labour Force</i>              | 327 216        | 317 794        | 340 015        |
|                                | 1. Bekerja/ <i>Working</i>                       | 304 775        | 294 795        | 318 285        |
|                                | 2. Penganggur/ <i>Unemployment</i>               | 22 441         | 22 999         | 21 73          |
| II.                            | Bukan Angkatan Kerja/<br><i>Non Labour Force</i> | 176 645        | 215 252        | 199 547        |
|                                | 1. Sekolah/ <i>Attending School</i>              | 40 399         | 42 351         | 41 819         |
|                                | 2. Mengurus Rumah Tangga/<br><i>Housekeeping</i> | 114 301        | 151 724        | 130 494        |
|                                | 3. Lainnya/ <i>Others</i>                        | 21 945         | 21 177         | 27 234         |
|                                | <b>Jumlah/Total</b>                              | <b>503 861</b> | <b>533 046</b> | <b>539 562</b> |
|                                | <b>Tingkat Partisipasi Angkatan Kerja (TPAK)</b> | <b>64,94</b>   | <b>59,62</b>   | <b>63,02</b>   |
|                                | <b>Tingkat Pengangguran Terbuka (TPT)</b>        | <b>6,86</b>    | <b>7,24</b>    | <b>6,39</b>    |

Sumber : Sakernas 2019 - 2021, BPS Kabupaten Asahan

Source : National Labour Force Survey 2019 - 2021, BPS-Statistics of Asahan Regency

**Tabel**  
**Table****3.2.5**  
**Penduduk Berumur 15 Tahun ke Atas yang Bekerja Menurut**  
**Kelompok Umur dan Jenis Kelamin di Kabupaten Asahan**  
**(orang), 2021**  
*Population 15 Years and Over Who Worked by Group of Age*  
*and Sex in Asahan Regency (people), 2021*

| <b>Kelompok Umur</b><br><i>Group of Age</i> | <b>Laki – Laki</b><br><i>Male</i> | <b>Perempuan</b><br><i>Female</i> | <b>Jumlah</b><br><i>Total</i> |
|---|-----------------------------------|-----------------------------------|-------------------------------|
| (1)   | (2)                               | (3)                               | (4)                           |
| 15 – 19                                     | 11 782                            | 6 462                             | 18 244                        |
| 20 – 24                                     | 26 775                            | 9 218                             | 35 993                        |
| 25 – 29                                     | 28 964                            | 13 236                            | 42 200                        |
| 30 – 34                                     | 28 635                            | 12 599                            | 41 234                        |
| 35 – 39                                     | 25 800                            | 15 835                            | 41 635                        |
| 40 – 44                                     | 23 460                            | 11 414                            | 34 874                        |
| 45 – 49                                     | 21 504                            | 14 304                            | 35 808                        |
| 50 – 54                                     | 20 423                            | 10 780                            | 31 203                        |
| 55 – 59                                     | 14 586                            | 8 819                             | 23 405                        |
| 60 +  | 23 542                            | 11 877                            | 35 419                        |
| <b>Jumlah/Total</b>                         | <b>225 471</b>                    | <b>114 544</b>                    | <b>340 015</b>                |

Sumber : Sakernas 2021, BPS Kabupaten Asahan

Source : National Labour Force Survey 2021, BPS-Statistics of Asahan Regency

**Tabel**  
**Table**

**3.2.6 Penduduk Berumur 15 Tahun ke Atas yang Bekerja Menurut Lapangan Pekerjaan Utama dan Jenis Kelamin di Kabupaten Asahan (orang), 2021**  
*Population 15 Years and Over Who Worked by Main Industry and Sex In Asahan Regency (people), 2021*

|      | <b>Lapangan Pekerjaan Utama</b><br><i>Main Industry</i> | <b>Laki-laki</b><br><i>Male</i> | <b>Perempuan</b><br><i>Female</i> | <b>Jumlah</b><br><i>Total</i> |
|------|---|---------------------------------|-----------------------------------|-------------------------------|
|      | (1)   | (2)                             | (3)                               | (4)                           |
| A.   | Pertanian   | 94 291                          | 14 196                            | 108 487                       |
| B-F. | Manufaktur  | 44 291                          | 14 073                            | 58 364                        |
| G-U. | Jasa  | 73 799                          | 77 635                            | 151 434                       |
|      | <b>Jumlah/Total</b>                                     | <b>212 381</b>                  | <b>105 904</b>                    | <b>318 285</b>                |

Sumber : Sakernas 2021, BPS Kabupaten Asahan

Source : National Labour Force Survey 2021, BPS-Statistics of Asahan Regency

**Tabel**  
**Table**      **3.2.7**  
**Persentase Penduduk Umur 15 Tahun ke Atas yang Bekerja Menurut Status Pekerjaan Utama dan Jenis Kelamin di Kabupaten Asahan, 2021**  
**Percentage of Working Population Aged 15 Years and Over by Job Status Key and Over by Industry and Sex in Asahan Regency, 2021**

|    | <b>Status Pekerjaan Utama</b><br><b>Job Status Key</b>   | <b>Laki-laki</b><br><b>Male</b> | <b>Perempuan</b><br><b>Female</b> | <b>Jumlah</b><br><b>Total</b> |
|----|--|---------------------------------|-----------------------------------|-------------------------------|
|    | (1)  | (2)                             | (3)                               | (4)                           |
| 1. | Berusaha sendiri tanpa bantuan orang lain/ <i>Self Employer</i>  | 21,61                           | 30,54                             | 24,58                         |
| 2. | Berusah dibantu anggota rumah tangga/buruh tidak tetap/ <i>Employer assisted by family worker/temporary worker</i> | 6,32                            | 8,99                              | 7,21                          |
| 3. | Berusaha dengan buruh tetap/ <i>Employer assisted by employee</i>  | 5,00                            | 1,98                              | 4,00                          |
| 4. | Buruh/karyawan/ <i>Employee</i>  | 45,67                           | 39,49                             | 43,61                         |
| 5. | Pekerja Bebas di pertanian/ <i>Free worker agriculture</i>   | 7,96                            | 1,51                              | 5,82                          |
| 6. | Pekerja Bebas di non pertanian/ <i>Free worker non agriculture</i>   | 8,41                            | 4,22                              | 7,02                          |
| 7. | Pekerja tak Dibayar/ <i>Unpaid worker</i>  | 5,03                            | 13,27                             | 7,77                          |
|    | <b>Jumlah/Total</b>  | <b>100,00</b>                   | <b>100,00</b>                     | <b>100,00</b>                 |

Sumber : Sakernas 2021, BPS Kabupaten Asahan

Source : National Labour Force Survey 2021, BPS-Statistics of Asahan Regency

**Tabel** 3.2.8 **Jumlah Pengangguran Terbuka Menurut Tingkat Pendidikan yang Ditamatkan di Kabupaten Asahan (orang), 2021**  
**Table** 3.2.8 **Number of Unemployment by Educational Attainment in Asahan Regency (people), 2021**

| Tingkat Pendidikan yang Ditamatkan<br><i>Educational Attainment</i> |   | Jumlah<br><i>Total</i> |
|---|---|------------------------|
| (1)   |   | (4)                    |
| 1.  | SD ke Bawah, SD dan Sederajat/<br><i>Under Primary School and equal</i> | 7 184                  |
| 2.  | SMP dan Sederajat/ <i>Junior High School and equal</i>                  | 6 366                  |
| 3.  | SMA dan Sederajat/ <i>Senior High School and equal</i>                  | 3 436                  |
| 4.  | SMK dan Sederajat/ <i>Senior High School (Vocational)</i>               | 2 157                  |
| 5.  | Diploma I/II/III/ <i>Diploma I/II/III</i>                               | -                      |
| 6.  | Diploma IV/ Universitas/ <i>Diploma IV/ University</i>                  | 2 587                  |
| <b>Jumlah/ Total</b>  |   | <b>21 730</b>          |

Sumber : Sakernas 2021, BPS Kabupaten Asahan

Source : National Labour Force Survey 2021, BPS-Statistics of Asahan Regency



**Tabel** 3.2.9 **Jumlah Pencari Kerja yang Terdaftar dan yang Dapat Ditempatkan Menurut Tingkat Pendidikan yang Ditamatkan dan Jenis Kelamin Di Kabupaten Asahan (orang), 2021**  
**Table** 3.2.9 **Number of Registered Job Seekers and What You Can Issued by Level of Educational Attainment and Sex in Asahan Regency (people), 2021**

| Tingkat Pendidikan<br><i>Education Level</i>                 | Sisa Tahun<br>Lalu <i>Rest of</i><br>Last Year |                | Terdaftar<br>Tahun ini<br>Registered |                | Jumlah<br>Terdaftar<br>Total<br><i>Registered</i> | Ditempatkan<br><i>Occupied</i> |                |                     |
|--|--|----------------|--------------------------------------|----------------|---|--------------------------------|----------------|---------------------|
|  | Lk<br><i>M</i>                                 | Pr<br><i>F</i> | Lk<br><i>M</i>                       | Pr<br><i>F</i> |   | Lk<br><i>M</i>                 | Pr<br><i>F</i> | Jlh<br><i>Total</i> |
|  | (2)  | (3)            | (4)                                  | (5)            |   | (7)                            | (8)            | (9)                 |
| 1. Tidak Tamat SD/<br><i>Elementary School not Completed</i> | -  | -              | -                                    | -              | -   | -                              | -              | -                   |
| 2. SD/Sederajat<br><i>Elementary School</i>                  | 25   | 18             | 293                                  | 101            | 437   | 24                             | -              | 24                  |
| 3. SMP Umum / <i>General Junior High School</i>              | 20   | 11             | 44                                   | 1              | 76  | 20                             | -              | 20                  |
| 4. SMA Umum / <i>General Senior High School</i>              | 25   | 40             | 40                                   | 18             | 123   | 95                             | 25             | 120                 |
| 5. STM / <i>Technical Senior High School</i>                 | 46   | -              | 55                                   | -              | 101   | 85                             | -              | 85                  |
| 6. SMK / <i>Senior Vocational High School</i>                | 12   | 35             | 86                                   | 20             | 153   | 20                             | 40             | 60                  |
| 7. SPMA / <i>Senior Agriculture High School</i>              | -  | -              | -                                    | -              | -   | -                              | -              | -                   |
| 8. SMA lainnya / <i>Other Senior High School</i>             | -  | -              | -                                    | -              | -   | -                              | -              | -                   |
| 9. Diploma I/Akta I<br><i>Diploma I</i>                      | -  | -              | -                                    | -              | -   | -                              | -              | -                   |
| 10. Diploma II/Akta II<br><i>Diploma II</i>                  | -  | -              | -                                    | -              | -   | -                              | -              | -                   |
| 11. Sarjana Muda/D-III<br><i>Bachelor/Diploma III</i>        | 74   | 65             | 19                                   | 13             | 171   | 144                            | 38             | 182                 |
| 12. Sarjana Lengkap<br><i>Graduate</i>                       | 90   | 30             | 108                                  | 35             | 263   | 200                            | 30             | 230                 |
| <b>Jumlah/Total</b>  | 292  | 199            | 645                                  | 188            | 1324  | 588                            | 133            | 721                 |

Tabel  
Table

**3.2.10 Jumlah Pencari Kerja yang Terdaftar dan Belum Ditempatkan Serta Lowongan yang Belum Dipenuhi Menurut Jabatan Di Kabupaten Asahan (orang), 2021**  
**Number of Unoccupied Registered Job Seeker and Job Vacancy by Occupation in Asahan Regency (people), 2021**

| Jabatan<br>Occupation   | Pencari Kerja yang Belum Ditempatkan<br>Unoccupied Job Seeker |                     | Lowongan Kerja yang Belum Dipenuhi<br>Unoccupied Job Vacancy |                     |
|---|---|---------------------|--|---------------------|
|   | Laki-Laki<br>Male   | Perempuan<br>Female | Laki-Laki<br>Male  | Perempuan<br>Female |
| (1)   | (2)   | (3)                 | (4)  | (5)                 |
| 1. Profesional, Ahli Teknik dan Tenaga Sejenisnya/<br><i>Professionalist and Technician</i>                       | -   | -                   | -  | -                   |
| 2. Bidang kepemimpinan dan ketatalaksanaan/<br><i>Manager</i>   | -   | -                   | -  | -                   |
| 3. Bidang administrasi, tata usaha dan lain-lain sejenisnya/<br><i>Clerical Worker</i>                            | 8   | 20                  | 8  | 20                  |
| 4. Bidang penjualan/<br><i>Sales Worker</i>   | -   | -                   | -  | -                   |
| 5. Bidang jasa/<br><i>Service Worker</i>  | -   | -                   | -  | -                   |
| 6. Bidang pertanian, peternakan, kehutanan, perkebunan/<br><i>Farmer</i>  | 12  | -                   | 12   | -                   |
| 7. Bidang produksi dan sejenisnya, operator alat-alat pengangkutan dan pekerja kasar/<br><i>Production Worker</i> | 40  | 32                  | 40   | 32                  |
| <b>Jumlah/ Total</b>  | <b>60</b>   | <b>52</b>           | <b>60</b>  | <b>52</b>           |

Sumber : Dinas Ketenagakerjaan Kabupaten Asahan  
 Source : Manpower Service of Asahan Regency

**Tabel** 3.2.11 **Jumlah Lowongan Kerja Menurut Status, Jenis Kelamin dan Sektor Lapangan Usaha di Kabupaten Asahan, 2021**  
**Table** 3.2.11 **Number of Job Vacancy by Status, Sex and Industrial Origin in Asahan Regency, 2021**

| Lapangan Usaha<br><i>Industrial Origin</i>   | Terdaftar<br><i>Registered</i> |                            | Sudah dipenuhi<br><i>Fulfilled</i> |                            | Belum dipenuhi<br><i>Not Fulfilled yet</i> |                            |
|--|--------------------------------|----------------------------|------------------------------------|----------------------------|--|----------------------------|
|  | Laki-Laki<br><i>Male</i>       | Perempuan<br><i>Female</i> | Laki-Laki<br><i>Male</i>           | Perempuan<br><i>Female</i> | Laki-Laki<br><i>Male</i>                   | Perempuan<br><i>Female</i> |
| (1)  | (2)                            | (3)                        | (4)                                | (5)                        | (6)  | (7)                        |
| 1. Pertanian, Peternakan dan Perikanan/<br><i>Agriculture, Livestock and Fishery</i>             | 180                            | -                          | 289                                | -                          | 12   | -                          |
| 2. Pertambangan dan Penggalian/<br><i>Mining and Quarrying</i>                                   | -                              | -                          | -                                  | -                          | -  | -                          |
| 3. Industri Pengolahan/<br><i>Manufacturing</i>  | 80                             | 50                         | 199                                | 40                         | 40   | 20                         |
| 4. Listrik, Gas dan Air/<br><i>Electricity, Gas and Water Supply</i>                             | 12                             | -                          | -                                  | -                          | -  | -                          |
| 5. Bangunan/<br><i>Construction</i>  | 43                             | -                          | -                                  | -                          | -  | -                          |
| 6. Perdagangan, Hotel dan Restoran/<br><i>Trade, Hotel and Restaurant</i>                        | 150                            | 95                         | 50                                 | 10                         | -  | -                          |
| 7. Angkutan, Pergudangan dan Komunikasi/<br><i>Transportation, Warehousing and Communication</i> | 60                             | -                          | 30                                 | -                          | -  | -                          |
| 8. Keuangan, Asuransi dan Jasa Persewaan/<br><i>Financial, Insurance and Rental Service</i>      | 60                             | 20                         | -                                  | 20                         | -  | -                          |
| 9. Jasa Kemasyarakatan, Sosial dan Perseorangan/<br><i>Public, Social and Individual Service</i> | 60                             | 23                         | 20                                 | 63                         | 8  | 32                         |
| <b>Jumlah/Total</b>  | <b>645</b>                     | <b>188</b>                 | <b>588</b>                         | <b>133</b>                 | <b>60</b>                                  | <b>52</b>                  |

Sumber : Dinas Ketenagakerjaan Kabupaten Asahan

Source : Manpower Service of Asahan Regency

**Tabel**  
**Table**

**3.2.12**

**Jumlah Tenaga Kerja Warga Negara Asing Menurut Izin Kerja dan Kewarganegaraan (orang), 2021**  
**Number of Foreign by Working Permit and Citizenship (people), 2021**

|     | <b>Kewarganegaraan</b><br><b>Citizenship</b>         | <b>Permohonan</b><br><b>Application</b> | <b>Disetujui</b><br><b>Approved</b> |
|-----|--|---|-------------------------------------|
|     | (1)  | (2)                                     | (3)                                 |
| 1.  | Tionghoa RRC/ <i>People Republic of China</i>        | 1                                       | 1                                   |
| 2.  | Tionghoa bukan RRC/ <i>China Non People Republic</i> | -                                       | -                                   |
| 3.  | India/ <i>Indian</i>                                 | 3                                       | 3                                   |
| 4.  | Jepang/ <i>Japanese</i>                              | 11                                      | 11                                  |
| 5.  | Malaysia/ <i>Malaysian</i>                           | 9                                       | 9                                   |
| 6.  | Belanda/ <i>Dutch</i>                                | -                                       | -                                   |
| 7.  | Inggris/ <i>British</i>                              | 2                                       | 2                                   |
| 8.  | Philipina/ <i>Philippines</i>                        | -                                       | -                                   |
| 9.  | Amerika Serikat/ <i>USA</i>                          | -                                       | -                                   |
| 10. | Timur Tengah/ <i>Middle West</i>                     | -                                       | -                                   |
| 11. | Thailand/ <i>Thailand</i>                            | -                                       | -                                   |
| 12. | Perancis/ <i>Franc</i>                               | 1                                       | 1                                   |
| 13. | Nepal/ <i>Nepali</i>                                 | 2                                       | 2                                   |
|     | <b>Jumlah/Total</b>                                  | <b>29</b>                               | <b>29</b>                           |

Sumber : Dinas Ketenagakerjaan Kabupaten Asahan

Source : *Manpower Service of Asahan Regency*

**Tabel** 3.2.13 **Jumlah Tenaga Kerja Warga Negara Asing Menurut Izin Usaha dan Jabatan (orang), 2021**  
**Table** 3.2.13 **Number of Foreign Resident by Working Permit and Occupation (people), 2021**

|    | <b>Jabatan</b><br><b>Occupation</b>   | <b>Permohonan</b><br><b>Application</b> | <b>Disetujui</b><br><b>Approval</b> |
|----|---|---|-------------------------------------|
|    | (1)   | (2)                                     | (3)                                 |
| 1. | Tenaga Profesional dan Teknis/<br><i>Professionalist and Technician</i>                                       | 29                                      | 29                                  |
| 2. | Bidang kepemimpinan dan ketatalaksanaan/<br><i>Manager</i>  | -                                       | -                                   |
| 3. | Pejabat pelaksana, tenaga tata usaha/<br><i>Clerical Workers</i>  | -                                       | -                                   |
| 4. | Tenaga pelaksana penjualan dan pembelian/<br><i>Sales Workers</i>   | -                                       | -                                   |
| 5. | Tenaga jasa usaha/<br><i>Service Workers</i>  | -                                       | -                                   |
| 6. | Tenaga usaha pertanian, peternakan, kehutanan, perikanan dan perburuan/<br><i>Farmer</i>                      | -                                       | -                                   |
| 7. | Tenaga produksi/<br><i>Production Workers</i>   | -                                       | -                                   |
| 8. | Lainnya (tenaga kerja yang tidak dapat diklasifikasikan dalam jabatan)/<br><i>Other Cunclassified Workers</i> | -                                       | -                                   |
|    | <b>Jumlah/Total</b>   | <b>29</b>                               | <b>29</b>                           |

Sumber : Dinas Ketenagakerjaan Kabupaten Asahan

Source : *Manpower Service of Asahan Regency*

**Tabel**  
**Table** 3.2.14 **Jumlah Perusahaan dan Tenaga Kerja Terdaftar Sesuai UU No.7 Tahun 1981 dan yang Terkena PHK Menurut Kecamatan, 2021**  
**Number of Enterprises and Registered Employees Appropriate with 'UU No,7 1981' and Severed Contract Workers by District, 2021**

| Kecamatan<br><i>District</i> | Jumlah<br>Perusahaan<br><i>Number of<br/>Enterprises</i> | Tenaga Kerja<br>Terdaftar<br><i>Registered<br/>Employees<br/>(orang/people)</i> | Tenaga Kerja<br>Terkena PHK<br><i>Severed Contract<br/>Workers<br/>(orang/people)</i> |
|------------------------------|--|---|---|
| (1)                          | (2)  | (3)   | (4)   |
| 1. B. P. Mandoge             | 6  | 1 162   | -   |
| 2. Bandar Pulau              | 2  | 102   | -   |
| 3. Aek Songsongan            | 2  | 366   | -   |
| 4. Rahuning                  | 6  | 2 109   | 8   |
| 5. Pulau Rakyat              | 1  | -   | -   |
| 6. Aek Kuasan                | 2  | 1 717   | -   |
| 7. Aek Ledong                | 1  | 1   | -   |
| 8. Sei Kepadang              | 2  | -   | -   |
| 9. Sei Kepadang Barat        | -  | -   | -   |
| 10. Sei Kepadang Timur       | -  | -   | -   |
| 11. Tanjung Balai            | -  | -   | -   |
| 12. Simpang Empat            | 5  | 246   | 3   |
| 13. Teluk Dalam              | 4  | 260   | -   |
| 14. Air Batu                 | 15   | 1 110   | -   |
| 15. Sei Dadap                | 2  | 500   | -   |
| 16. Buntu Pane               | 9  | 1 846   | -   |
| 17. Tinggi Raja              | 1  | -   | -   |
| 18. Setia Janji              | -  | -   | -   |
| 19. Meranti                  | -  | -   | -   |
| 20. Pulo Bandring            | -  | -   | -   |
| 21. Rawang Panca Arga        | -  | -   | -   |
| 22. Air Joman                | 3  | 149   | -   |
| 23. Silo Laut                | -  | -   | -   |
| 24. Kisaran Barat            | 25   | 854   | 1   |
| 25. Kisaran Timur            | 14   | 571   | 3   |
| <b>Asahan</b>                | <b>100</b>   | <b>10 993</b>   | <b>15</b>   |

Sumber : Dinas Ketenagakerjaan Kabupaten Asahan  
Source : *Manpower Service of Asahan Regency*

Tabel  
Table3.2.15 Jumlah Perusahaan dan Tenaga Kerja Menurut Kecamatan,  
2021  
Number of Enterprises and Employees by District, 2021

| Kecamatan<br><i>District</i> | Jumlah Perusahaan<br><i>Number of Enterprises</i> |                           |                       | Jumlah Tenaga<br>Kerja<br><i>Number of<br/>Employees<br/>(orang/people)</i> |
|------------------------------|---|---------------------------|-----------------------|---|
|                              | Kecil<br><i>Small</i>                             | Menengah<br><i>Medium</i> | Besar<br><i>Large</i> |   |
| (1)                          | (2)   | (3)                       | (4)                   | (5)   |
| 1. B. P. Mandoge             | 11  | -                         | 6                     | 4 314   |
| 2. Bandar Pulau              | -   | -                         | 2                     | 1 017   |
| 3. Aek Songsongan            | 10  | -                         | 2                     | 1 143   |
| 4. Rahuning                  | 4   | 1                         | 6                     | 9 987   |
| 5. Pulau Rakyat              | 6   | 2                         | 1                     | 2 150   |
| 6. Aek Kuasan                | 12  | -                         | 3                     | 3 767   |
| 7. Aek Ledong                | 3   | -                         | -                     | 15  |
| 8. Sei Kepadang              | 5   | -                         | -                     | -   |
| 9. Sei Kepadang Barat        | 6   | -                         | -                     | 6   |
| 10. Sei Kepadang Timur       | -   | -                         | -                     | -   |
| 11. Tanjung Balai            | 1   | -                         | -                     | -   |
| 12. Simpang Empat            | 16  | 4                         | 5                     | 1 299   |
| 13. Teluk Dalam              | 1   | -                         | 2                     | 780   |
| 14. Air Batu                 | 22  | 7                         | 6                     | 5 032   |
| 15. Sei Dadap                | -   | -                         | 2                     | 405   |
| 16. Buntu Pane               | 28  | 2                         | 7                     | 4 389   |
| 17. Tinggi Raja              | -   | -                         | -                     | -   |
| 18. Setia Janji              | -   | -                         | 1                     | 2 187   |
| 19. Meranti                  | 15  | -                         | -                     | 4   |
| 20. Pulo Bandring            | 1   | 1                         | -                     | 75  |
| 21. Rawang Panca Arga        | -   | 1                         | -                     | 63  |
| 22. Air Joman                | 12  | 1                         | 2                     | 634   |
| 23. Silo Laut                | -   | -                         | -                     | -   |
| 24. Kisaran Barat            | 91  | 24                        | 13                    | 6 143   |
| 25. Kisaran Timur            | 84  | 16                        | 7                     | 12 976  |
| <b>Asahan</b>                | <b>328</b>  | <b>59</b>                 | <b>65</b>             | <b>56 386</b>   |

Sumber : Dinas Ketenagakerjaan Kabupaten Asahan

Source : Manpower Service of Asahan Regency

# BAB 4

CHAPTER

# SOSIAL & KESEJAHTERAAN

SOCIAL & WELFARE

## JUMLAH SEKOLAH DI KABUPATEN ASAHAN

Number of school in Asahan Regency  
School Year 2021/2022



|                           |     |
|---------------------------|-----|
| SD<br>primary school      | 446 |
| SMP<br>junior high school | 112 |
| SMA<br>high school        | 42  |



1 DARI  
of 2705

BAYI LAHIR MENGALAMI GIZI  
BURUK  
newborn babies experiencing  
malnutrition



PENDUDUK MISKIN ASAHAN  
poor people in Asahan

9,35%

## TEMPAT IBADAH worship place

MESJID  
Mosque



796

MUSHOLA  
Prayer room



588

GEREJA KATHOLIK  
Chatholic church



40

GEREJA PROTESTAN  
Protestant church



306

VIHARA  
The Monastery



15





## PETUNJUK TEKNIS

## TECHNICAL NOTES

1. **Jalur Pendidikan** di Indonesia terdiri atas 1) pendidikan formal, 2) pendidikan nonformal, dan 3) pendidikan informal yang ketiganya dapat saling melengkapi dan memperkaya (Undang-Undang No. 20 Tahun 2013 tentang Sistem Pendidikan Nasional).
  2. **Jenjang Pendidikan Formal** terdiri atas pendidikan dasar, pendidikan menengah, dan pendidikan tinggi. Jenis pendidikan yang diajarkan mencakup pendidikan umum, kejuruan, akademik, profesi, vokasi, keagamaan, dan khusus.
  3. **Pendidikan Dasar** berbentuk Sekolah Dasar (SD) dan Madrasah Ibtidaiyah (MI) atau bentuk lain yang sederajat serta Sekolah Menengah Pertama (SMP) dan Madrasah Tsanawiyah (MTs) atau bentuk lain yang sederajat.
  4. **Pendidikan Menengah** berbentuk Sekolah Menengah Atas (SMA), Madrasah Aliyah (MA), Sekolah Menengah Kejuruan (SMK), dan Madrasah Aliyah Kejuruan (MAK), atau bentuk lain yang sederajat.
1. ***The Education System in Indonesia consists of 1) a formal education, 2) non-formal education, and 3) informal education that all three can be complementary and enriching (Law No. 20 Year 2013 about The National Education System).***
  2. ***The Formal Education Level consists of primary education, secondary education, and high education. The kind of education that taught consists of general education, vocational, academic, professional, religious, and specific education.***
  3. ***The Primary Education consists of Elementary School and Islamic Elementary School or other equivalent forms and Junior High School and MTs, or other equivalent forms.***
  4. ***The Secondary Education consists of the senior high school, MA, Vocational School, and Vocational Madrasah Aliyah, or other equivalent forms.***

5. **Pendidikan Tinggi** merupakan jenjang pendidikan setelah pendidikan menengah yang mencakup program pendidikan diploma, sarjana, magister, spesialis, dan doktor yang diselenggarakan oleh perguruan tinggi. Perguruan tinggi dapat berbentuk akademi, politeknik, sekolah tinggi, institut, atau universitas.
6. **Data Pendidikan** bersumber dari Dinas Pendidikan Nasional dan Departemen Agama Kabupaten Asahan, disamping dari Perguruan Tinggi Swasta. Penyediaan sarana fisik pendidikan dan jumlah tenaga guru yang memadai merupakan salah satu upaya untuk meningkatkan partisipasi sekolah dan kualitas pendidikan masyarakat.
7. **Angka Partisipas Murni** adalah Proporsi penduduk pada kelompok umur jenjang pendidikan tertentu yang masih bersekolah terhadap penduduk pada kelompok umur tersebut.
8. **Angka Partisipasi Kasar** adalah Proporsi anak sekolah pada suatu jenjang tertentu terhadap penduduk pada kelompok usia tertentu
9. **Peserta Keluarga Berencana** adalah orang yang mempraktekkan salah satu metode kontrasepsi sesuai dari laporan dari BKKBN.
5. *The High Education consists of the education level after the secondary education that consists of diplomas, bachelor, master, specialist, and doctoral degrees that are held by the college. The colleges can be academy, polytechnic, high school, institute, or university.*
6. *Data Education is colleted from related Service of National Education and Department of Religious Asahan regency, others are Private University. Providing the physical education teachers and an adequate number of personnel is one way to improve school participation and quality of public education.*
7. *Net Enrollment Rate : The proportion of people in certain age groups of education who are still attending school for the population in that age group.*
8. *Gross Enrollment Rate : The proportion of school children at a certain level to the population in a particular age group*
9. *Members of Family Planning are People that Use one method of contraception according to BKKBN report.*

10. **Metode Kontrasepsi** adalah suatu alat kontrasepsi yang dipakai untuk mencegah kehamilan.
  11. **Penduduk Miskin** adalah penduduk yang memiliki rata-rata pengeluaran perkapita perbulan dibawah garis kemiskinan. Untuk mengukur kemiskinan, BPS menggunakan konsep kemampuan memenuhi kebutuhan dasar (basic needs approach). Dengan pendekatan ini, kemiskinan dipandang sebagai ketidakmampuan dari sisi ekonomi untuk memenuhi kebutuhan dasar makanan dan bukan makanan yang diukur dari sisi pengeluaran.
  12. **Sumber data utama** yang dipakai adalah data Survei Sosial Ekonomi Nasional (Susenas) Panel Modul Konsumsi dan Kor.
  13. **Garis Kemiskinan (GK)** merupakan penjumlahan dari Garis Kemiskinan Makanan (GKM) dan Garis Kemiskinan Non Makanan (GKNM). Penduduk yang memiliki rata-rata pengeluaran perkapita per bulan dibawah Garis Kemiskinan dikategorikan sebagai penduduk miskin.
  14. **Garis Kemiskinan Makanan (GKM)** merupakan nilai pengeluaran kebutuhan minimum makanan yang disetarakan dengan 2.100 kilokalori perkapita perhari. Paket komoditi
10. **Contraception method** is one of contraception tool that use to avoid pregnancy.
  11. **Poor people** are people with average per capita spending per month below the poverty line. To measure poverty, BPS uses the concept of basic needs approach. With this approach, poverty is seen as an economic inability to meet the basic needs of food and not food as measured by the expenditure side.
  12. **The main data sources** used are National Socio-Economic Survey (Susenas) Panel of Consumption and Cor- Modules.
  13. **The Poverty Line (GK)** is the sum of the Food Poverty Line (GKM) and the Non-Food Poverty Line (GKNM). The population with average per capita expenditure per month under the Poverty Line is categorized as poor.
  14. **The Food Poverty Line (GKM)** represents the minimum food expenditure needs equivalent to 2.100 kilocalories per day. The basic food commodity package is represented by 52 types of commodities (whole grains, tubers, fish, meat, eggs and milk, vegetables, beans, fruits, oils and fats, etc.).

kebutuhan dasar makanan diwakili oleh 52 jenis komoditi (padi-padian, umbi-umbian, ikan, daging, telur dan susu, sayuran, kacang-kacangan, buah-buahan, minyak dan lemak, dll).

15. **Garis Kemiskinan Non Makanan (GKNM)** adalah kebutuhan minimum untuk perumahan, sandang, pendidikan dan kesehatan. Paket komoditi kebutuhan dasar non makanan diwakili oleh 51 jenis komoditi di perkotaan dan 47 jenis komoditi di pedesaan.

16. Ukuran Kemiskinan

- a. **Head Count Index (HCI-P0)** adalah persentase penduduk miskin yang berada di bawah Garis Kemiskinan (GK).
- b. **Indeks Kedalaman Kemiskinan (Poverty Gap Index-P1)** merupakan ukuran rata-rata kesenjangan pengeluaran masing-masing penduduk miskin terhadap garis kemiskinan. Semakin tinggi nilai indeks, semakin jauh rata-rata pengeluaran penduduk dari garis kemiskinan.
- c. **Indeks Keparahan Kemiskinan (Poverty Severity Index-P2)** memberikan gambaran mengenai penyebaran pengeluaran di antara penduduk miskin. Semakin tinggi nilai indeks, semakin tinggi ketimpangan pengeluaran di antara penduduk miskin.

15. **The Non-Food Poverty Line (GKNM)** is the minimum requirement for housing, clothing, education and health. The basic food non-food commodity package is represented by 51 urban commodities and 47 rural commodities.

16. Poverty Measures

- a. **Head Count Index (HCI-P0)** simply measures the percentage of the population that is counted as poor, often denoted by P0.
- b. **Poverty Gap Index-P1** measures the extent to which individuals fall below the poverty line (the poverty gaps) as a proportion of the poverty line. Higher value of the index shows that the gap between average expenditure of the poor and the poverty line is wider.
- c. **Poverty Severity Index-P2** describes inequality among the poor. This is simply a weighted sum of poverty gaps (as a proportion of the poverty line), where the weights are the proportionate poverty gaps themselves. Hence, by squaring the poverty gap index, the measure implicitly puts more weight on observations that fall well below the poverty line. Higher value of the index shows that inequality among the poor is higher.

## ULASAN

## DESCRIPTION

**4.1. Pendidikan**

Peningkatan kualitas dan partisipasi sekolah penduduk tentunya harus diimbangi dengan penyediaan sarana fisik pendidikan maupun tenaga guru yang memadai. Tabel 4.1.1 hingga tabel 4.1.16 memberikan gambaran yang jelas mengenai jumlah sekolah, jumlah murid, kelas dan guru.

Pada tahun ajaran 2021/2022, terdapat 111 Taman Kanak-Kanak (TK) dengan jumlah murid sebanyak 4.458 orang dan guru sebanyak 483 orang. Sementara itu untuk Sekolah Dasar (SD) terdapat 446 sekolah dengan jumlah murid dan guru masing-masing sebanyak 74.192 orang dan 4.525 orang, dimana rasio murid dan guru untuk tingkat SD adalah sebesar 17, yang berarti satu orang guru untuk 17 orang murid). Rasio ini sudah sangat ideal namun masih perlu dilakukan pembenahan pada pendistribusiannya.

Untuk tingkat Sekolah Menengah Pertama (SMP) terdapat 112 sekolah, 26.306 orang murid, dan 1.745 orang guru. Pada tahun yang sama terdapat 42 Sekolah Menengah Atas (SMA) dengan jumlah murid sebanyak 15.662 orang dan guru sebanyak 812 orang. Untuk Sekolah Menengah Kejuruan (SMK) terdapat 39 sekolah, 743 orang guru dan 13.334 orang murid.

**4.1. Education**

*To improve the quality and participation of school, there has to be a balance between the provision of educational facilities and the adequate teaching staff. Tabel 4.1.1 to 4.1.16 provide a clear description of the number of schools, students, classes, and teachers.*

*In the school year of 2021/2022, there were 111 kindergartens with 4.458 students and 483 teachers. Meanwhile for elementary school, there were 446 schools with the number of students and teachers respectively were 74.192 and 4.525 people. The student and teacher ratio for elementary school is 17, which means 1 teacher is for 17 students.. This ratio was very ideal but the management of the distribution still needed to be addressed.*

*There were 112 Junior High Schools (SMP) with 26.306 students and 1.745 teachers. There were 42 Senior High Schools (SMA) with 15.662 students and 812 teachers. There were 32 Vocational High Schools with 743 teachers and 13.334 students.*

Rasio murid terhadap sekolah untuk tingkat SD adalah 167 murid per sekolah dengan rasio tertinggi terdapat di Kec. Air Joman dan terendah di Sei Kepayang Timur, masing-masing 235 dan 101 murid per sekolah.

Untuk SMP Rasio murid terhadap sekolah adalah 235 murid per sekolah. Rasio tertinggi terdapat di Kecamatan Kisaran Timur yaitu 385 murid per sekolah dan terendah di Kecamatan Rawang Panca Arga yaitu 77 murid per sekolah.

Sementara untuk tingkat SMA rasio murid terhadap sekolah adalah 373 murid per sekolah. Rasio tertinggi terdapat di Kecamatan Simpang Empat (801 murid per sekolah) dan terendah di Kecamatan Sei Dadap yaitu 50 murid per sekolah.

Selain itu di Asahan juga terdapat sekolah agama (madrasah) yang setara dengan sekolah umum yaitu :

1. 94 Madrasah Ibtidaiyah (MI) dengan 15.722 murid dan 884 guru.
2. 93 Madrasah Tsanawiyah (MTs) dengan 18.912 murid dan 1.228 guru.
3. 47 Madrasah Aliyah (MA) dengan 8.099 murid dan 574 guru.

Di Kab. Asahan juga terdapat beberapa perguruan tinggi swasta yaitu Univ. Asahan (UNA), IAI Daar Al Uluum, STIH/STIE Muhammadiyah, STMIK Royal, Akper Yagma, AKBID Bina Daya Husada, AKBID Asyifa.

*Ratio of students to schools for elementary school level was 167 students per school with the highest ratio occurred at Air Joman and the lowest at Sei Kepayang Timur each 235 and 101 students per school.*

*In the Junior High School level, ratio of students to schools was 235. Where the highest ratio occurred at Kisaran Timur (385 students per school) and the lowest at Rawang Panca Arga (77 students per school).*

*Meanwhile, the ratio of students to schools in Senior High School level was 373, the highest ratio occurred at Simpang Empat (801 students per school) and the lowest at Sei Dadap which 50 students per school.*

*More over, there were also religious schools (madrassas) which were equivalent to public schools in Asahan, namely:*

1. 94 'Madrasah Ibtidaiyah' with 15.722 students and 884 teachers.
2. 93 'Madrasah Tsanawiyah', with 18.912 students and 1.228 teachers.
3. 47 'Madrasah Aliyah' with 8.099 students and 574 teachers.

*There were also university/collages in Asahan Regency which were Asahan University (UNA), IAI Daar Al Uluum, STIH/STIE Muhammadiyah, Akper Yagma, AKBID Bina Daya Husada and AKBID Asyifa.*

**4.2. Kesehatan**

Salah satu modal Pembangunan adalah masyarakat yang sehat oleh karenanya Pemerintah berupaya untuk terus meningkatkan kesehatan masyarakatnya. Kesehatan merupakan salah satu hal terpenting dalam kehidupan manusia. Dengan tersedianya sarana dan prasarana kesehatan yang memadai sangat membantu dalam upaya meningkatkan kesehatan masyarakat sekaligus meningkatkan kualitas sumber daya manusia.

Data mengenai kesehatan bersumber dari Dinas Kesehatan Kabupaten Asahan.

Di Kabupaten Asahan terdapat 11 unit Rumah Sakit Umum (RSU), 70 unit poliklinik, 34 unit puskesmas, 110 unit puskesmas pembantu, dan 56 unit apotek, yang kesemuanya tersebar di setiap kecamatan.

Tenaga medis yang tersedia di Kabupaten Asahan (baik negeri maupun swasta) antara lain adalah 137 orang dokter umum, 67 orang dokter spesialis, 32 orang dokter gigi, 658 orang perawat, 1.005 orang bidan, 67 orang tenaga farmasi, 50 orang ahli gizi, 32 orang tenaga sanitasi, 39 orang teknisi medis, dan 66 orang tenaga kesehatan masyarakat.

Jumlah Pasangan Usia Subur (PUS) di Kabupaten Asahan berdasarkan data Dinas Pengendalian Penduduk, KB, Pemberdayaan

**4.2. Health**

*One of the capital of Development is a healthy society therefore the Government strives to continuously improve the health of its people. Health is one of the most important things in human life. With the availability of facilities and adequate health infrastructure is very helpful in improving public health while improving the quality of human resources.*

*Data about Health is collected from the Public Health Works Services Asahan Regency.*

*In Asahan Regency there were 11 unit General Hospital (RSU), 70 unit polyclinic, 34 public health center, 110 unit auxiliary health center, and 56 unit pharmacy which were placed in each district.*

*The medical personnel which were available in Asahan Region (both public and private) consisted of 137 general practitioners, 67 medical specialists, 32 dentists, 658 nurses, 1.005 midwife, 67 pharmacist, 50 nutritioners, 32 sanitation workers, 39 medical technician, and 66 public health workers.*

*The number of Fertile Couples (EFA) in In Asahan Regency in the year 2021 was 138.949, where 66.26 percent of them were*



Perempuan dan Perlindungan Anak Kab. Asahan pada tahun 2021 berjumlah 138.949. Dari jumlah tersebut 66.26 persen adalah akseptor aktif yang jumlahnya meningkat dibandingkan tahun 2020. Melihat sudah tingginya jumlah akseptor aktif tersebut diharapkan dapat memicu turunnya laju pertumbuhan penduduk di wilayah ini.

Alat Kontrasepsi yang paling banyak digunakan oleh akseptor KB adalah suntik dan pil, yang dilayani pada klinik KKB dan pada tempat lainnya yang ada berjumlah 38 buah.

#### 4.3. Agama dan Sosial Lainnya

Agama merupakan sumber moral yang dapat membentengi manusia dari faham-faham yang tidak benar, oleh karenanya pelayanan terhadap kegiatan yang bersifat keagamaan harus senantiasa dipelihara dan ditingkatkan. Kehidupan beragama yang baik di masyarakat dapat dijadikan benteng dalam menghadapi berbagai masalah yang mungkin timbul dalam kehidupan sehari-hari.

Pada tahun 2021 jumlah mesjid di Asahan terdapat sebanyak 796 buah, langgar/mushollah sebanyak 588 buah. Gereja Protestan 306 buah, Gereja Katolik 40 buah dan vihara 15 buah.

Salah satu kegiatan ibadah bagi umat muslim adalah menunaikan ibadah haji. Namun karena pandemi Covid-19 diberbagai

*the active acceptors. This number was increased if compared to the year of 2020. This high number of active acceptors is expected to trigger a decline in the rate of population growth in the region.*

*The commonly used contraceptive of KB acceptors were injection and pill, which was served at the KKB clinic and elsewhere while the existing family planning clinics totaling 38 units.*

#### 4.3. Religion and Other Social Affairs

*Religion is a moral source that can fortify people from false ideals, therefore service to the religious activities must be continuously maintained and improved. A good religious life in society can be made forts in the face of various problems that might arise in everyday life.*

*In the year 2021 in the number of mosques in Asahan there are as many as 796 units, musollah as many as 588 units. Protestant Church 306 units, 40 units of the Catholic Church and monesttery 15 units.*

*One of the activities of worship for Muslims is to perform the pilgrimage. However, due to the Covid-19 pandemic in various countries,*

Negara maka Jemaah haji dari Kabupaten Asahan yang terdaftar pada Kantor Kementerian Agama Kabupaten Asahan pada Tahun 2021 ditunda keberangkatannya.

*the Haj pilgrims from Asahan Regency registered with the Office of the Ministry of Religion of Asahan Regency in 2021 have their departure postponed.*

#### 4.4. Kemiskinan

Jumlah penduduk miskin di Asahan terus mengalami perubahan dari tahun 2014 – 2021. Pada tahun 2021 terjadi peningkatan penduduk miskin baik secara absolut maupun secara persentase, yaitu menjadi 69,29 ribu jiwa atau sekitar 9,35 persen.

Pada tahun 2014 penduduk miskin turun menjadi 76,97 ribu jiwa (10,98 persen). Pada tahun 2015 angka kemiskinan naik menjadi 85,16 ribu jiwa (12,09 persen). Namun, pada tahun 2016 angka kemiskinan mengalami penurunan menjadi 84,35 ribu jiwa (11,86 persen), dan terus menurun pada tahun 2017 (83,67 ribu jiwa/11,67 persen), 2018 (74,14 ribu jiwa/10,25 persen), 2019 (70,53 ribu jiwa/9,68 persen), 2020 (66,32 ribu jiwa/9,04 persen), hingga mengalami peningkatan kembali pada tahun 2021 yaitu sebanyak 69,29 ribu jiwa (9,35 persen).

#### 4.4. Poverty

*The number of poor people in Asahan keep changing from year 2014 to 2021. In 2021 there was an increase of poor people both in absolute and in percentage, which was 69,29 thousand or about 9,35 percent.*

*In the year of 2014, the number of poverty was decreased to 76,97 thousands (10,98 percent). This number was increased in 2015 which was 85,16 thousands (12,09 percent). But, in 2016 the number of poverty was decreased to 84,35 thousands (11,86 percent), and kept decreasing in 2017 (83,67 thousands/11,67 percent), 2018 (74,14 thousands/10,25 percent), 2019 (70,53 thousands/9,68 percent), 2020 (66,32 thousands/9,04 percent), until it increased again in 2021 to 69,29 thousands (9,35 percent).*



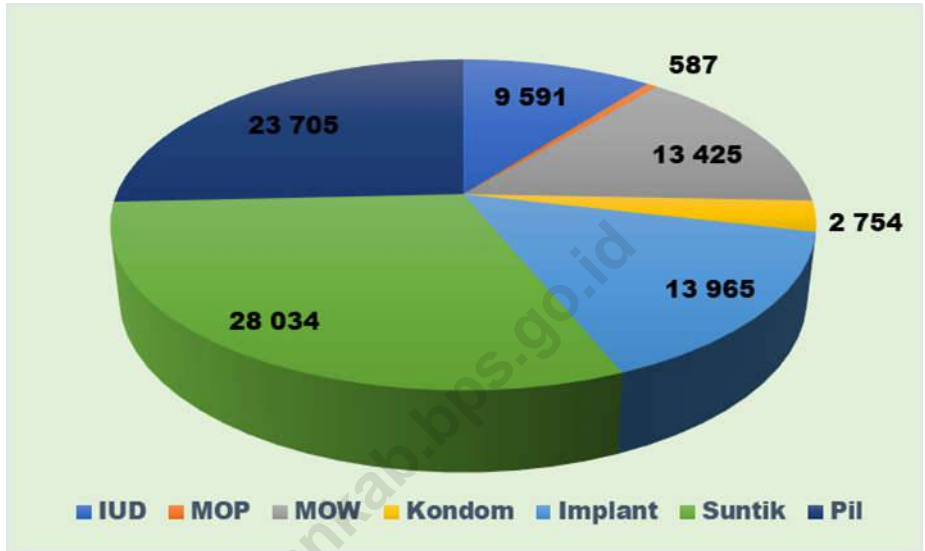
**Gambar**  
**Figure**

**4.1** Jumlah Sekolah Menurut Jenis dan Status Sekolah (unit), 2021  
*Number of School by Type and Status of School (unit), 2021*



Sumber : Dinas Pendidikan Kabupaten Asahan  
Source : *Education Service of Asahan Regency*

**Gambar** 4.2 Jumlah Akseptor Aktif Keluarga Berencana menurut Alat Kontrasepsi yang Digunakan, 2021  
**Figure** 4.2 Percentage of Family Planning Active Acceptor by Type of Contraceptive Used, 2021



Sumber : Badan Pemberdayaan Perempuan dan Keluarga Berencana Kabupaten Asahan  
 Source : Women Empowerment Board and Social and Family Planning Service of Asahan Regency



**4.1 Pendidikan/Education**

Jumlah Sekolah, Guru, dan Murid Taman Kanak Kanak (TK) di Bawah Kementerian Pendidikan dan Kebudayaan Menurut Kecamatan di Kabupaten Asahan, 2020/2021 dan 2021/2022  
*Number of Schools, Teachers, and Pupils in Primary Schools Under The Ministry of Education and Culture by Subdistrict in Asahan Regency, 2020/2021 dan 2021/2022*

**Tabel**  
**Table** 4.1.1

| Kecamatan<br>Subdistrict | Sekolah/Schools |               |                |               |               |               |
|--------------------------|-----------------|---------------|----------------|---------------|---------------|---------------|
|                          | Negeri/Public   |               | Swasta/Private |               | Jumlah/Total  |               |
|                          | 2020/<br>2021   | 2021/<br>2022 | 2020/<br>2021  | 2021/<br>2022 | 2020/<br>2021 | 2021/<br>2022 |
| (1)                      | (2)             | (3)           | (4)            | (5)           | (6)           | (7)           |
| 1. B. P. Mandoge         | -               | -             | 5              | 6             | 5             | 6             |
| 2. Bandar Pulau          | -               | -             | -              | 2             | -             | 2             |
| 3. Aek Songsongan        | -               | -             | 3              | 5             | 3             | 5             |
| 4. Rahuning              | -               | -             | 3              | 3             | 3             | 3             |
| 5. Pulau Rakyat          | 1               | 1             | 6              | 6             | 7             | 7             |
| 6. Aek Kuasan            | 2               | 2             | 6              | 6             | 8             | 8             |
| 7. Aek Ledong            | -               | -             | 5              | 5             | 5             | 5             |
| 8. Sei Kepayang          | 1               | 1             | -              | -             | 1             | 1             |
| 9. Sei Kepayang Barat    | -               | -             | 2              | 2             | 2             | 2             |
| 10. Sei Kepayang Timur   | -               | -             | 1              | 1             | 1             | 1             |
| 11. Tanjung Balai        | -               | -             | 1              | 1             | 1             | 1             |
| 12. Simpang Empat        | -               | -             | 2              | 2             | 2             | 2             |
| 13. Teluk Dalam          | -               | -             | 2              | 2             | 2             | 2             |
| 14. Air Batu             | -               | -             | 4              | 5             | 4             | 5             |
| 15. Sei Dadap            | 2               | 2             | 1              | 1             | 3             | 3             |
| 16. Buntu Pane           | -               | -             | 4              | 4             | 4             | 4             |
| 17. Tinggi Raja          | -               | -             | 1              | 1             | 1             | 1             |
| 18. Setia Janji          | -               | -             | 1              | 2             | 1             | 2             |
| 19. Meranti              | -               | -             | 2              | 2             | 2             | 2             |
| 20. Pulo Bandring        | 2               | 2             | 4              | 4             | 6             | 6             |
| 21. Rawang Panca Arga    | -               | -             | 2              | 1             | 2             | 1             |
| 22. Air Joman            | 1               | 1             | 5              | 5             | 6             | 6             |
| 23. Silau Laut           | 1               | 1             | 1              | 1             | 2             | 2             |
| 24. Kisaran Barat        | -               | -             | 13             | 13            | 13            | 13            |
| 25. Kisaran Timur        | 1               | 1             | 18             | 20            | 19            | 21            |
| <b>Asahan</b>            | <b>11</b>       | <b>11</b>     | <b>92</b>      | <b>100</b>    | <b>103</b>    | <b>111</b>    |

Lanjutan Tabel/*Continued Table 4.1.1*

| Kecamatan<br>Subdistrict | Guru/Teachers         |               |                        |               |                      |               |
|--------------------------|-----------------------|---------------|------------------------|---------------|----------------------|---------------|
|                          | Negeri/ <i>Public</i> |               | Swasta/ <i>Private</i> |               | Jumlah/ <i>Total</i> |               |
|                          | 2020/<br>2021         | 2021/<br>2022 | 2020/<br>2021          | 2021/<br>2022 | 2020/<br>2021        | 2021/<br>2022 |
| (1)                      | (8)                   | (9)           | (10)                   | (11)          | (12)                 | (13)          |
| 1. B. P. Mandoge         | -                     | -             | 22                     | 24            | 22                   | 24            |
| 2. Bandar Pulau          | -                     | -             | -                      | 6             | -                    | 6             |
| 3. Aek Songsongan        | -                     | -             | 10                     | 12            | 10                   | 12            |
| 4. Rahuning              | -                     | -             | 14                     | 15            | 14                   | 15            |
| 5. Pulau Rakyat          | 9                     | 6             | 31                     | 34            | 40                   | 40            |
| 6. Aek Kuasan            | 6                     | 4             | 17                     | 21            | 23                   | 25            |
| 7. Aek Ledong            | -                     | -             | 20                     | 20            | 20                   | 20            |
| 8. Sei Kepayang          | 5                     | 4             | -                      | -             | 5                    | 4             |
| 9. Sei Kepayang Barat    | -                     | -             | 10                     | 10            | 10                   | 10            |
| 10. Sei Kepayang Timur   | -                     | -             | 3                      | 2             | 3                    | 2             |
| 11. Tanjung Balai        | -                     | -             | 3                      | 3             | 3                    | 3             |
| 12. Simpang Empat        | -                     | -             | 11                     | 13            | 11                   | 13            |
| 13. Teluk Dalam          | -                     | -             | 8                      | 6             | 8                    | 6             |
| 14. Air Batu             | -                     | -             | 12                     | 15            | 12                   | 15            |
| 15. Sei Dadap            | 9                     | 7             | 8                      | 7             | 17                   | 14            |
| 16. Buntu Pane           | -                     | -             | 10                     | 9             | 10                   | 9             |
| 17. Tinggi Raja          | -                     | -             | 3                      | 3             | 3                    | 3             |
| 18. Setia Janji          | -                     | -             | 5                      | 7             | 5                    | 7             |
| 19. Meranti              | -                     | -             | 8                      | 6             | 8                    | 6             |
| 20. Pulo Bandring        | 5                     | 7             | 23                     | 21            | 28                   | 28            |
| 21. Rawang Panca Arga    | -                     | -             | 8                      | 5             | 8                    | 5             |
| 22. Air Joman            | 9                     | 9             | 29                     | 27            | 38                   | 36            |
| 23. Silau Laut           | 3                     | 3             | 4                      | 3             | 7                    | 6             |
| 24. Kisaran Barat        | -                     | -             | 67                     | 64            | 67                   | 64            |
| 25. Kisaran Timur        | 9                     | 8             | 93                     | 102           | 102                  | 110           |
| <b>Asahan</b>            | <b>55</b>             | <b>48</b>     | <b>419</b>             | <b>435</b>    | <b>474</b>           | <b>483</b>    |



Lanjutan Tabel/Continued Table 4.1.1

| Kecamatan<br>Subdistrict | Murid/Students |               |                |               |               |               |
|--------------------------|----------------|---------------|----------------|---------------|---------------|---------------|
|                          | Negeri/Public  |               | Swasta/Private |               | Jumlah/Total  |               |
|                          | 2020/<br>2021  | 2021/<br>2022 | 2020/<br>2021  | 2021/<br>2022 | 2020/<br>2021 | 2021/<br>2022 |
| (1)                      | (14)           | (15)          | (16)           | (17)          | (18)          | (19)          |
| 1. B. P. Mandoge         | -              | -             | 267            | 310           | 267           | 310           |
| 2. Bandar Pulau          | -              | -             | -              | 43            | -             | 43            |
| 3. Aek Songsongan        | -              | -             | 88             | 147           | 88            | 147           |
| 4. Rahuning              | -              | -             | 207            | 216           | 207           | 216           |
| 5. Pulau Rakyat          | 36             | 26            | 289            | 280           | 325           | 306           |
| 6. Aek Kuasan            | 53             | 56            | 205            | 146           | 258           | 202           |
| 7. Aek Ledong            | -              | -             | 190            | 187           | 190           | 187           |
| 8. Sei Kepayang          | 41             | 47            | -              | -             | 41            | 47            |
| 9. Sei Kepayang Barat    | -              | -             | 112            | 123           | 112           | 123           |
| 10. Sei Kepayang Timur   | -              | -             | 15             | 14            | 15            | 14            |
| 11. Tanjung Balai        | -              | -             | 17             | 10            | 17            | 10            |
| 12. Simpang Empat        | -              | -             | 207            | 230           | 207           | 230           |
| 13. Teluk Dalam          | -              | -             | 51             | 57            | 51            | 57            |
| 14. Air Batu             | -              | -             | 125            | 133           | 125           | 133           |
| 15. Sei Dadap            | 66             | 65            | 79             | 75            | 145           | 140           |
| 16. Buntu Pane           | -              | -             | 121            | 101           | 121           | 101           |
| 17. Tinggi Raja          | -              | -             | 20             | 25            | 20            | 25            |
| 18. Setia Janji          | -              | -             | 69             | 28            | 69            | 28            |
| 19. Meranti              | -              | -             | 55             | 69            | 55            | 69            |
| 20. Pulo Bandring        | 43             | 47            | 184            | 184           | 227           | 231           |
| 21. Rawang Panca Arga    | -              | -             | 90             | 52            | 90            | 52            |
| 22. Air Joman            | 85             | 64            | 284            | 292           | 369           | 356           |
| 23. Silau Laut           | 15             | 6             | 31             | 20            | 46            | 26            |
| 24. Kisaran Barat        | -              | -             | 553            | 590           | 553           | 590           |
| 25. Kisaran Timur        | 81             | 76            | 660            | 739           | 741           | 815           |
| <b>Asahan</b>            | <b>420</b>     | <b>387</b>    | <b>3 919</b>   | <b>4 071</b>  | <b>4 339</b>  | <b>4 458</b>  |

Catatan/Note: <sup>1</sup> Jumlah guru termasuk kepala sekolah dan guru/ *The total of teachers including headmaster and teacher*

Sumber : Kementerian Pendidikan dan Kebudayaan, Data Semester Ganjil 2020

Source : *Ministry of Educations and Culture, 2020 Odd Semester Data*

**Tabel**  
**Table** 4.1.2 **Jumlah Sekolah, Guru, dan Murid Raudatul Athfal (RA) di Bawah Kementerian Agama Menurut Kecamatan di Kabupaten Asahan, 2019/2020 dan 2020/2021**  
*Number of Schools, Teachers and Pupils in Raudatul Athfal (RA) Under The Ministry of Religious Affairs by Subdistrict in Asahan Regency, 2019/2020 dan 2020/2021*

|     | Kecamatan<br>Subdistrict | Sekolah/Schools |               | Guru/Teachers |               | Siswa/Pupils  |               |
|-----|--------------------------|-----------------|---------------|---------------|---------------|---------------|---------------|
|     |                          | 2019/<br>2020   | 2020/<br>2021 | 2019/<br>2020 | 2020/<br>2021 | 2019/<br>2020 | 2020/<br>2021 |
|     | (1)                      | (2)             | (3)           | (4)           | (5)           | (6)           | (7)           |
| 1.  | B. P. Mandoge            | 1               | 2             | 2             | 4             | 53            | 70            |
| 2.  | Bandar Pulau             | 6               | 7             | 29            | 29            | 326           | 406           |
| 3.  | Aek Songsongan           | 3               | 2             | 7             | 7             | 144           | 94            |
| 4.  | Rahuning                 | 2               | 2             | 9             | 9             | 181           | 209           |
| 5.  | Pulau Rakyat             | 2               | 1             | 8             | 8             | 133           | 80            |
| 6.  | Aek Kuasan               | 4               | 4             | 15            | 15            | 257           | 159           |
| 7.  | Aek Ledong               | -               | -             | -             | -             | -             | -             |
| 8.  | Sei Kepayang             | 3               | 2             | 10            | 10            | 105           | 76            |
| 9.  | Sei Kepayang Barat       | 2               | 3             | 8             | 8             | 97            | 147           |
| 10. | Sei Kepayang Timur       | 1               | 2             | 2             | 2             | 23            | 51            |
| 11. | Tanjung Balai            | 3               | 4             | 14            | 14            | 137           | 124           |
| 12. | Simpang Empat            | 5               | 5             | 13            | 13            | 127           | 156           |
| 13. | Teluk Dalam              | 2               | -             | 4             | -             | 28            | -             |
| 14. | Air Batu                 | 10              | 13            | 31            | 31            | 500           | 545           |
| 15. | Sei Dadap                | 7               | 3             | 18            | 18            | 167           | 152           |
| 16. | Buntu Pane               | 2               | 4             | 10            | 22            | 162           | 284           |
| 17. | Tinggi Raja              | 1               | 0             | 7             |               | 59            |               |
| 18. | Setia Janji              | 1               | 0             | 5             |               | 31            |               |
| 19. | Meranti                  | 5               | 5             | 17            | 17            | 159           | 156           |
| 20. | Pulo Bandring            | 4               | 4             | 13            | 13            | 207           | 172           |
| 21. | Rawang Panca Arga        | -               | -             | -             | -             | -             | -             |
| 22. | Air Joman                | 2               | 2             | 6             | 6             | 66            | 82            |
| 23. | Silau Laut               | 3               | 2             | 8             | 8             | 58            | 87            |
| 24. | Kisaran Barat            | 7               | 6             | 41            | 55            | 351           | 307           |
| 25. | Kisaran Timur            | 12              | 14            | 64            | 76            | 619           | 598           |
|     | <b>Asahan</b>            | <b>88</b>       | <b>87</b>     | <b>341</b>    | <b>365</b>    | <b>3 990</b>  | <b>3 955</b>  |

Sumber : Kementerian Agama, EMIS, data semester genap laporan sampai dengan 15 Maret 2021

Source : Ministry of Religious Affairs, EMIS, even semester report data up to 15<sup>th</sup> March 2021

**Tabel 4.1.3** Jumlah Sekolah, Guru, dan Murid Sekolah Dasar (SD) di Bawah Kementerian Pendidikan dan Kebudayaan Menurut Kecamatan di Kabupaten Asahan, 2020/2021 dan 2020/2021  
*Number of Schools, Teachers, and Pupils in Primary Schools Under The Ministry of Education and Culture by Subdistrict in Asahan Regency, 2020/2021 dan 2021/2022*

|     | Kecamatan<br>Subdistrict | Sekolah/Schools |               |                |               |               |               |
|-----|--------------------------|-----------------|---------------|----------------|---------------|---------------|---------------|
|     |                          | Negeri/Public   |               | Swasta/Private |               | Jumlah/Total  |               |
|     |                          | 2020/<br>2021   | 2021/<br>2022 | 2020/<br>2021  | 2021/<br>2022 | 2020/<br>2021 | 2021/<br>2022 |
| (1) | (2)                      | (3)             | (4)           | (5)            | (6)           | (7)           |               |
| 1.  | B. P. Mandoge            | 24              | 24            | 5              | 5             | 29            | 29            |
| 2.  | Bandar Pulau             | 13              | 13            | -              | 1             | 13            | 14            |
| 3.  | Aek Songsongan           | 12              | 12            | 2              | 2             | 14            | 14            |
| 4.  | Rahuning                 | 9               | 9             | 3              | 3             | 12            | 12            |
| 5.  | Pulau Rakyat             | 26              | 26            | -              | -             | 26            | 26            |
| 6.  | Aek Kuasan               | 15              | 15            | -              | 1             | 15            | 16            |
| 7.  | Aek Ledong               | 13              | 13            | 2              | 2             | 15            | 15            |
| 8.  | Sei Kepayang             | 16              | 16            | 1              | 1             | 17            | 17            |
| 9.  | Sei Kepayang Barat       | 10              | 10            | -              | -             | 10            | 10            |
| 10. | Sei Kepayang Timur       | 5               | 5             | 1              | 1             | 6             | 6             |
| 11. | Tanjung Balai            | 15              | 15            | 2              | 3             | 17            | 18            |
| 12. | Simpang Empat            | 21              | 21            | 2              | 2             | 23            | 23            |
| 13. | Teluk Dalam              | 13              | 13            | -              | -             | 13            | 13            |
| 14. | Air Batu                 | 23              | 23            | 2              | 2             | 25            | 25            |
| 15. | Sei Dadap                | 16              | 16            | 4              | 4             | 20            | 20            |
| 16. | Buntu Pane               | 15              | 15            | -              | -             | 15            | 15            |
| 17. | Tinggi Raja              | 12              | 12            | -              | -             | 12            | 12            |
| 18. | Setia Janji              | 11              | 11            | -              | -             | 11            | 11            |
| 19. | Meranti                  | 12              | 11            | 3              | 3             | 15            | 14            |
| 20. | Pulo Bandring            | 15              | 15            | 1              | 1             | 16            | 16            |
| 21. | Rawang Panca Arga        | 11              | 11            | 1              | 1             | 12            | 12            |
| 22. | Air Joman                | 20              | 20            | 4              | 4             | 24            | 24            |
| 23. | Silau Laut               | 12              | 12            | 3              | 3             | 15            | 15            |
| 24. | Kisaran Barat            | 21              | 21            | 15             | 15            | 36            | 36            |
| 25. | Kisaran Timur            | 23              | 23            | 9              | 10            | 32            | 33            |
|     | <b>Asahan</b>            | <b>383</b>      | <b>382</b>    | <b>60</b>      | <b>64</b>     | <b>443</b>    | <b>446</b>    |

Lanjutan Tabel/*Continued Table 4.1.3*

| Kecamatan<br>Subdistrict |                    | Guru/Teachers         |               |                        |               |                      |               |
|--------------------------|--------------------|-----------------------|---------------|------------------------|---------------|----------------------|---------------|
|                          |                    | Negeri/ <i>Public</i> |               | Swasta/ <i>Private</i> |               | Jumlah/ <i>Total</i> |               |
|                          |                    | 2020/<br>2021         | 2021/<br>2022 | 2020/<br>2021          | 2021/<br>2022 | 2020/<br>2021        | 2021/<br>2022 |
| (1)                      | (8)                | (9)                   | (10)          | (11)                   | (12)          | (13)                 |               |
| 1.                       | B. P. Mandoge      | 253                   | 224           | 26                     | 39            | 279                  | 263           |
| 2.                       | Bandar Pulau       | 133                   | 121           | -                      | 6             | 133                  | 127           |
| 3.                       | Aek Songsongan     | 131                   | 120           | 9                      | 16            | 140                  | 136           |
| 4.                       | Rahuning           | 90                    | 76            | 42                     | 40            | 132                  | 116           |
| 5.                       | Pulau Rakyat       | 251                   | 233           | -                      | -             | 251                  | 233           |
| 6.                       | Aek Kuasan         | 155                   | 142           | -                      | 5             | 155                  | 147           |
| 7.                       | Aek Ledong         | 130                   | 119           | 19                     | 17            | 149                  | 136           |
| 8.                       | Sei Kepayang       | 135                   | 126           | 8                      | 7             | 143                  | 133           |
| 9.                       | Sei Kepayang Barat | 94                    | 86            | -                      | -             | 94                   | 86            |
| 10.                      | Sei Kepayang Timur | 44                    | 41            | 6                      | 5             | 50                   | 46            |
| 11.                      | Tanjung Balai      | 166                   | 154           | 36                     | 38            | 202                  | 192           |
| 12.                      | Simpang Empat      | 243                   | 218           | 22                     | 17            | 265                  | 235           |
| 13.                      | Teluk Dalam        | 131                   | 136           | -                      | -             | 131                  | 136           |
| 14.                      | Air Batu           | 246                   | 211           | 20                     | 16            | 266                  | 227           |
| 15.                      | Sei Dadap          | 203                   | 187           | 31                     | 27            | 234                  | 214           |
| 16.                      | Buntu Pane         | 163                   | 148           | -                      | -             | 163                  | 148           |
| 17.                      | Tinggi Raja        | 131                   | 126           | -                      | -             | 131                  | 126           |
| 18.                      | Setia Janji        | 106                   | 91            | -                      | -             | 106                  | 91            |
| 19.                      | Meranti            | 142                   | 130           | 22                     | 24            | 164                  | 154           |
| 20.                      | Pulo Bandring      | 178                   | 163           | 7                      | 7             | 185                  | 170           |
| 21.                      | Rawang Panca Arga  | 112                   | 99            | 8                      | 8             | 120                  | 107           |
| 22.                      | Air Joman          | 302                   | 270           | 54                     | 58            | 356                  | 328           |
| 23.                      | Silau Laut         | 117                   | 114           | 25                     | 23            | 142                  | 137           |
| 24.                      | Kisaran Barat      | 283                   | 237           | 198                    | 202           | 481                  | 439           |
| 25.                      | Kisaran Timur      | 310                   | 271           | 112                    | 127           | 422                  | 398           |
| <b>Asahan</b>            |                    | <b>4 249</b>          | <b>3 843</b>  | <b>645</b>             | <b>682</b>    | <b>4 894</b>         | <b>4 525</b>  |

Catatan/*Note*: Jumlah guru termasuk kepala sekolah dan guru  
*The total of teachers including headmaster and teacher*

Lanjutan Tabel/Continued Table 4.1.3

| Kecamatan<br>Subdistrict | Murid/Students |               |                |               |               |               |
|--------------------------|----------------|---------------|----------------|---------------|---------------|---------------|
|                          | Negeri/Public  |               | Swasta/Private |               | Jumlah/Total  |               |
|                          | 2020/<br>2021  | 2021/<br>2022 | 2020/<br>2021  | 2021/<br>2022 | 2020/<br>2021 | 2021/<br>2022 |
| (1)                      | (14)           | (15)          | (16)           | (17)          | (18)          | (19)          |
| 1. B. P. Mandoge         | 3 735          | 3 586         | 584            | 570           | 4 319         | 4 156         |
| 2. Bandar Pulau          | 2 527          | 2 454         | -              | 46            | 2 527         | 2 500         |
| 3. Aek Songsongan        | 1 679          | 1 620         | 277            | 320           | 1 956         | 1 940         |
| 4. Rahuning              | 1 700          | 1 684         | 796            | 759           | 2 496         | 2 443         |
| 5. Pulau Rakyat          | 3 883          | 3 779         | -              | -             | 3 883         | 3 779         |
| 6. Aek Kuasan            | 2 150          | 2 076         | -              | 87            | 2 150         | 2 163         |
| 7. Aek Ledong            | 1 796          | 1 736         | 240            | 229           | 2 036         | 1 965         |
| 8. Sei Kepayang          | 2 055          | 2 078         | 62             | 57            | 2 117         | 2 135         |
| 9. Sei Kepayang Barat    | 1 420          | 1 336         | -              | -             | 1 420         | 1 336         |
| 10. Sei Kepayang Timur   | 608            | 574           | 36             | 34            | 644           | 608           |
| 11. Tanjung Balai        | 2 841          | 2 750         | 1 193          | 1 227         | 4 034         | 3 977         |
| 12. Simpang Empat        | 3 571          | 3 410         | 449            | 518           | 4 020         | 3 928         |
| 13. Teluk Dalam          | 2 233          | 2 125         | -              | -             | 2 233         | 2 125         |
| 14. Air Batu             | 3 616          | 3 591         | 299            | 267           | 3 915         | 3 858         |
| 15. Sei Dadap            | 3 006          | 2 961         | 382            | 391           | 3 388         | 3 352         |
| 16. Buntu Pane           | 2 207          | 2 021         | -              | -             | 2 207         | 2 021         |
| 17. Tinggi Raja          | 2 176          | 2 196         | -              | -             | 2 176         | 2 196         |
| 18. Setia Janji          | 1 496          | 1 453         | -              | -             | 1 496         | 1 453         |
| 19. Meranti              | 1 862          | 1 740         | 356            | 407           | 2 218         | 2 147         |
| 20. Pulo Bandring        | 2 779          | 2 667         | 156            | 145           | 2 935         | 2 812         |
| 21. Rawang Panca Arga    | 1 246          | 1 143         | 93             | 97            | 1 339         | 1 240         |
| 22. Air Joman            | 4 916          | 4 728         | 897            | 912           | 5 813         | 5 640         |
| 23. Silau Laut           | 1 595          | 1 507         | 275            | 265           | 1 870         | 1 772         |
| 24. Kisaran Barat        | 4 015          | 3 777         | 3 834          | 3 895         | 7 849         | 7 672         |
| 25. Kisaran Timur        | 4 812          | 4 671         | 1 968          | 2 303         | 6 780         | 6 974         |
| <b>Asahan</b>            | <b>63 924</b>  | <b>61 663</b> | <b>11 897</b>  | <b>12 529</b> | <b>75 821</b> | <b>74 192</b> |

Sumber : Kementerian Pendidikan dan Kebudayaan, Data Semester Ganjil 2020

Source : Ministry of Educations and Culture, 2020 Odd Semester Data

**Tabel  
Table****4.1.4**

**Jumlah Sekolah, Guru, dan Murid Madrasah Ibtidaiyah (MI) di Bawah Kementerian Agama Menurut Kecamatan di Kabupaten Asahan, 2019/2020 dan 2020/2021**  
***Number of Schools, Teachers, and Pupils in Madrasah Ibtidaiyah (MI) Under The Ministry of Religious Affairs by Subdistrict in Asahan Regency, 2019/2020 dan 2020/2021***

| Kecamatan<br>Subdistrict |                   | Sekolah/Schools |               |                |               |               |               |
|--------------------------|-------------------|-----------------|---------------|----------------|---------------|---------------|---------------|
|                          |                   | Negeri/Public   |               | Swasta/Private |               | Jumlah/Total  |               |
|                          |                   | 2019/<br>2020   | 2020/<br>2021 | 2019/<br>2020  | 2020/<br>2021 | 2019/<br>2020 | 2020/<br>2021 |
| (1)                      | (2)               | (3)             | (4)           | (5)            | (6)           | (7)           |               |
| 1.                       | B. P. Mandoge     | -               | -             | 1              | 1             | 1             | 1             |
| 2.                       | Bandar Pulau      | -               | -             | 3              | 3             | 3             | 3             |
| 3.                       | Aek Songsongan    | -               | -             | 2              | 2             | 2             | 2             |
| 4.                       | Rahuning          | -               | -             | -              | -             | -             | -             |
| 5.                       | Pulau Rakyat      | 1               | 1             | 1              | 1             | 2             | 2             |
| 6.                       | Aek Kuasan        | 1               | 1             | 3              | 3             | 4             | 4             |
| 7.                       | Aek Ledong        | -               | -             | 1              | 2             | 1             | 2             |
| 8.                       | Sei Kepyang       | 1               | 1             | 5              | 5             | 6             | 6             |
| 9.                       | Sei Kepyang Barat | -               | -             | 1              | 2             | 1             | 2             |
| 10.                      | Sei Kepyang Timur | -               | -             | 1              | -             | 1             | -             |
| 11.                      | Tanjung Balai     | 1               | 1             | 5              | 5             | 6             | 6             |
| 12.                      | Simpang Empat     | 2               | 2             | 6              | 6             | 8             | 8             |
| 13.                      | Teluk Dalam       | -               | -             | 6              | 3             | 6             | 3             |
| 14.                      | Air Batu          | 1               | 1             | 9              | 11            | 10            | 12            |
| 15.                      | Sei Dadap         | -               | -             | 7              | 4             | 7             | 4             |
| 16.                      | Buntu Pane        | -               | -             | 5              | 5             | 5             | 5             |
| 17.                      | Tinggi Raja       | -               | -             | 1              | 1             | 1             | 1             |
| 18.                      | Setia Janji       | -               | -             | -              | -             | -             | -             |
| 19.                      | Meranti           | -               | -             | 3              | 3             | 3             | 3             |
| 20.                      | Pulo Bandring     | -               | -             | 2              | 2             | 2             | 2             |
| 21.                      | Rawang Panca Arga | 1               | 1             | 5              | 5             | 6             | 6             |
| 22.                      | Air Joman         | 1               | 1             | 4              | 4             | 5             | 5             |
| 23.                      | Silau Laut        | -               | -             | 9              | 12            | 9             | 12            |
| 24.                      | Kisaran Barat     | -               | -             | 1              | 1             | 1             | 1             |
| 25.                      | Kisaran Timur     | 1               | 1             | 2              | 3             | 3             | 4             |
| <b>Asahan</b>            |                   | <b>10</b>       | <b>10</b>     | <b>83</b>      | <b>84</b>     | <b>93</b>     | <b>94</b>     |

Lanjutan Tabel/Continued Table 4.1.4

| Kecamatan<br>Subdistrict | Guru/Teachers |               |                |               |               |               |
|--------------------------|---------------|---------------|----------------|---------------|---------------|---------------|
|                          | Negeri/Public |               | Swasta/Private |               | Jumlah/Total  |               |
|                          | 2019/<br>2020 | 2020/<br>2021 | 2019/<br>2020  | 2020/<br>2021 | 2019/<br>2020 | 2020/<br>2021 |
| (1)                      | (8)           | (9)           | (10)           | (11)          | (12)          | (13)          |
| 1. B. P. Mandoge         | -             | -             | 2              | 2             | 2             | 2             |
| 2. Bandar Pulau          | -             | -             | 31             | 31            | 31            | 31            |
| 3. Aek Songsongan        | -             | -             | 16             | 16            | 16            | 16            |
| 4. Rahuning              | -             | -             | -              | -             | -             | -             |
| 5. Pulau Rakyat          | 17            | 20            | 9              | 9             | 26            | 29            |
| 6. Aek Kuasan            | 17            | 17            | 26             | 26            | 43            | 43            |
| 7. Aek Ledong            | -             | -             | 18             | 18            | 18            | 18            |
| 8. Sei Kepayang          | 8             | 13            | 36             | 36            | 44            | 49            |
| 9. Sei Kepayang Barat    | -             | -             | 12             | 18            | 12            | 18            |
| 10. Sei Kepayang Timur   | -             | -             | 6              | -             | 6             | -             |
| 11. Tanjung Balai        | 14            | 11            | 53             | 53            | 67            | 64            |
| 12. Simpang Empat        | 35            | 35            | 45             | 45            | 80            | 80            |
| 13. Teluk Dalam          | -             | -             | 51             | 51            | 51            | 51            |
| 14. Air Batu             | 15            | 24            | 75             | 75            | 90            | 99            |
| 15. Sei Dadap            | -             | -             | 52             | 52            | 52            | 52            |
| 16. Buntu Pane           | -             | -             | 29             | 29            | 29            | 29            |
| 17. Tinggi Raja          | -             | -             | 6              | 6             | 6             | 6             |
| 18. Setia Janji          | -             | -             | -              | -             | -             | -             |
| 19. Meranti              | -             | -             | 27             | 27            | 27            | 27            |
| 20. Pulo Bandring        | -             | -             | 23             | 23            | 23            | 23            |
| 21. Rawang Panca Arga    | 2             | 13            | 36             | 36            | 38            | 49            |
| 22. Air Joman            | 20            | 24            | 40             | 40            | 60            | 60            |
| 23. Silau Laut           | -             | -             | 70             | 70            | 70            | 70            |
| 24. Kisaran Barat        | -             | -             | 8              | 8             | 8             | 8             |
| 25. Kisaran Timur        | 17            | 24            | 36             | 36            | 53            | 60            |
| <b>Asahan</b>            | <b>145</b>    | <b>181</b>    | <b>707</b>     | <b>707</b>    | <b>852</b>    | <b>884</b>    |

Lanjutan Tabel/*Continued Table 4.1.4*

| Kecamatan<br>Subdistrict | Murid/Students        |               |                        |               |                      |               |
|--------------------------|-----------------------|---------------|------------------------|---------------|----------------------|---------------|
|                          | Negeri/ <i>Public</i> |               | Swasta/ <i>Private</i> |               | Jumlah/ <i>Total</i> |               |
|                          | 2019/<br>2020         | 2020/<br>2021 | 2019/<br>2020          | 2020/<br>2021 | 2019/<br>2020        | 2020/<br>2021 |
| (1)                      | (14)                  | (15)          | (16)                   | (17)          | (18)                 | (19)          |
| 1. B. P. Mandoge         | -                     | -             | 38                     | 110           | 38                   | 110           |
| 2. Bandar Pulau          | -                     | -             | 474                    | 459           | 474                  | 459           |
| 3. Aek Songsongan        | -                     | -             | 318                    | 275           | 318                  | 275           |
| 4. Rahuning              | -                     | -             | -                      | -             | -                    | -             |
| 5. Pulau Rakyat          | 329                   | 325           | 220                    | 244           | 549                  | 569           |
| 6. Aek Kuasan            | 312                   | 325           | 420                    | 230           | 732                  | 555           |
| 7. Aek Ledong            | -                     | -             | 507                    | 555           | 507                  | 555           |
| 8. Sei Kepayang          | 274                   | 261           | 583                    | 617           | 857                  | 878           |
| 9. Sei Kepayang Barat    | -                     | -             | 267                    | 424           | 267                  | 424           |
| 10. Sei Kepayang Timur   | -                     | -             | 154                    | -             | 154                  | -             |
| 11. Tanjung Balai        | 153                   | 134           | 909                    | 841           | 1 062                | 975           |
| 12. Simpang Empat        | 702                   | 670           | 616                    | 595           | 1 318                | 1265          |
| 13. Teluk Dalam          | -                     | -             | 788                    | 213           | 788                  | 213           |
| 14. Air Batu             | 431                   | 374           | 1 282                  | 1632          | 1 713                | 2006          |
| 15. Sei Dadap            | -                     | -             | 602                    | 643           | 602                  | 643           |
| 16. Buntu Pane           | -                     | -             | 697                    | 884           | 697                  | 884           |
| 17. Tinggi Raja          | -                     | -             | 99                     | 113           | 99                   | 113           |
| 18. Setia Janji          | -                     | -             | -                      | -             | -                    | -             |
| 19. Meranti              | -                     | -             | 399                    | 384           | 399                  | 384           |
| 20. Pulo Bandring        | -                     | -             | 310                    | 363           | 310                  | 363           |
| 21. Rawang Panca Arga    | 210                   | 172           | 658                    | 750           | 868                  | 922           |
| 22. Air Joman            | 495                   | 505           | 658                    | 656           | 1 153                | 1161          |
| 23. Silau Laut           | -                     | -             | 769                    | 1434          | 769                  | 1434          |
| 24. Kisaran Barat        | -                     | -             | 125                    | 144           | 125                  | 144           |
| 25. Kisaran Timur        | 697                   | 661           | 483                    | 729           | 1 180                | 1390          |
| <b>Asahan</b>            | <b>3 603</b>          | <b>3 427</b>  | <b>11 376</b>          | <b>12 295</b> | <b>14 979</b>        | <b>15 722</b> |

Sumber : Kementerian Agama, EMIS, data semester genap laporan sampai dengan 15 Maret 2021

Source : Ministry of Religious Affairs, EMIS, even semester report data up to 15<sup>th</sup> March 2021



**Tabel  
Table****4.1.5**

**Jumlah Sekolah, Guru, dan Murid Sekolah Menengah Pertama (SMP) di Bawah Kementerian Pendidikan dan Kebudayaan Menurut Kecamatan di Kabupaten Asahan, 2020/2021 dan 2021/2022**

*Number of Schools, Teachers, and Pupils in Junior High Schools Under The Ministry of Education and Culture by Subdistrict in Asahan Regency, 2020/2021 dan 2021/2022*

|     | Kecamatan<br>Subdistrict | Sekolah/Schools |               |                |               |               |               |
|-----|--------------------------|-----------------|---------------|----------------|---------------|---------------|---------------|
|     |                          | Negeri/Public   |               | Swasta/Private |               | Jumlah/Total  |               |
|     |                          | 2020/<br>2021   | 2021/<br>2022 | 2020/<br>2021  | 2021/<br>2022 | 2020/<br>2021 | 2021/<br>2022 |
| (1) | (2)                      | (3)             | (4)           | (5)            | (6)           | (7)           |               |
| 1.  | B. P. Mandoge            | 5               | 5             | 2              | 2             | 7             | 7             |
| 2.  | Bandar Pulau             | 4               | 4             | -              | -             | 4             | 4             |
| 3.  | Aek Songsongan           | 2               | 2             | 3              | 3             | 5             | 5             |
| 4.  | Rahuning                 | 1               | 1             | -              | -             | 1             | 1             |
| 5.  | Pulau Rakyat             | 4               | 4             | 2              | 2             | 6             | 6             |
| 6.  | Aek Kuasan               | 2               | 2             | 1              | 1             | 3             | 3             |
| 7.  | Aek Ledong               | 2               | 2             | -              | -             | 2             | 2             |
| 8.  | Sei Kepyang              | 2               | 2             | 2              | 2             | 4             | 4             |
| 9.  | Sei Kepyang Barat        | 2               | 2             | -              | -             | 2             | 2             |
| 10. | Sei Kepyang Timur        | 1               | 1             | -              | -             | 1             | 1             |
| 11. | Tanjung Balai            | 3               | 3             | -              | -             | 3             | 3             |
| 12. | Simpang Empat            | 3               | 3             | 2              | 2             | 5             | 5             |
| 13. | Teluk Dalam              | 2               | 2             | -              | -             | 2             | 2             |
| 14. | Air Batu                 | 2               | 2             | 6              | 6             | 8             | 8             |
| 15. | Sei Dadap                | 1               | 1             | 3              | 3             | 4             | 4             |
| 16. | Buntu Pane               | 2               | 2             | 3              | 3             | 5             | 5             |
| 17. | Tinggi Raja              | 2               | 2             | -              | -             | 2             | 2             |
| 18. | Setia Janji              | 2               | 2             | 1              | 1             | 3             | 3             |
| 19. | Meranti                  | 2               | 2             | 4              | 4             | 6             | 6             |
| 20. | Pulo Bandring            | 3               | 3             | 1              | 1             | 4             | 4             |
| 21. | Rawang Panca Arga        | 1               | 1             | 3              | 3             | 4             | 4             |
| 22. | Air Joman                | 2               | 2             | 2              | 2             | 4             | 4             |
| 23. | Silau Laut               | 3               | 3             | 1              | 1             | 4             | 4             |
| 24. | Kisaran Barat            | 3               | 3             | 7              | 8             | 10            | 11            |
| 25. | Kisaran Timur            | 4               | 4             | 7              | 8             | 11            | 12            |
|     | <b>Asahan</b>            | <b>60</b>       | <b>60</b>     | <b>50</b>      | <b>52</b>     | <b>110</b>    | <b>112</b>    |

Lanjutan Tabel/*Continued Table* 4.1.5

| Kecamatan<br>Subdistrict |                    | Guru/Teachers         |               |                        |               |                      |               |
|--------------------------|--------------------|-----------------------|---------------|------------------------|---------------|----------------------|---------------|
|                          |                    | Negeri/ <i>Public</i> |               | Swasta/ <i>Private</i> |               | Jumlah/ <i>Total</i> |               |
|                          |                    | 2020/<br>2021         | 2021/<br>2022 | 2020/<br>2021          | 2021/<br>2022 | 2020/<br>2021        | 2021/<br>2022 |
| (1)                      | (8)                | (9)                   | (10)          | (11)                   | (12)          | (13)                 |               |
| 1.                       | B. P. Mandoge      | 75                    | 70            | 33                     | 27            | 108                  | 97            |
| 2.                       | Bandar Pulau       | 69                    | 66            | -                      | -             | 69                   | 66            |
| 3.                       | Aek Songsongan     | 34                    | 28            | 23                     | 20            | 57                   | 48            |
| 4.                       | Rahuning           | 13                    | 12            | -                      | -             | 13                   | 12            |
| 5.                       | Pulau Rakyat       | 101                   | 93            | 23                     | 20            | 124                  | 113           |
| 6.                       | Aek Kuasan         | 48                    | 44            | 9                      | 9             | 57                   | 53            |
| 7.                       | Aek Ledong         | 41                    | 35            | -                      | -             | 41                   | 35            |
| 8.                       | Sei Kepayang       | 26                    | 27            | 16                     | 16            | 42                   | 43            |
| 9.                       | Sei Kepayang Barat | 36                    | 35            | -                      | -             | 36                   | 35            |
| 10.                      | Sei Kepayang Timur | 9                     | 9             | -                      | -             | 9                    | 9             |
| 11.                      | Tanjung Balai      | 34                    | 35            | -                      | -             | 34                   | 35            |
| 12.                      | Simpang Empat      | 82                    | 80            | 14                     | 13            | 96                   | 93            |
| 13.                      | Teluk Dalam        | 36                    | 36            | -                      | -             | 36                   | 36            |
| 14.                      | Air Batu           | 44                    | 42            | 58                     | 49            | 102                  | 91            |
| 15.                      | Sei Dadap          | 27                    | 28            | 22                     | 20            | 49                   | 48            |
| 16.                      | Buntu Pane         | 38                    | 34            | 22                     | 22            | 60                   | 56            |
| 17.                      | Tinggi Raja        | 39                    | 37            | -                      | -             | 39                   | 37            |
| 18.                      | Setia Janji        | 40                    | 37            | 8                      | 9             | 48                   | 46            |
| 19.                      | Meranti            | 68                    | 71            | 51                     | 41            | 119                  | 112           |
| 20.                      | Pulo Bandring      | 64                    | 63            | 5                      | 5             | 69                   | 68            |
| 21.                      | Rawang Panca Arga  | 15                    | 15            | 10                     | 11            | 25                   | 26            |
| 22.                      | Air Joman          | 51                    | 51            | 12                     | 13            | 63                   | 64            |
| 23.                      | Silau Laut         | 61                    | 55            | 8                      | 9             | 69                   | 64            |
| 24.                      | Kisaran Barat      | 110                   | 112           | 90                     | 95            | 200                  | 207           |
| 25.                      | Kisaran Timur      | 178                   | 174           | 71                     | 77            | 249                  | 251           |
| <b>Asahan</b>            |                    | <b>1 339</b>          | <b>1 289</b>  | <b>475</b>             | <b>456</b>    | <b>1 814</b>         | <b>1 745</b>  |

Lanjutan Tabel/Continued Table 4.1.5

| Kecamatan<br>Subdistrict |                    | Murid/Students |               |                |               |               |               |
|--------------------------|--------------------|----------------|---------------|----------------|---------------|---------------|---------------|
|                          |                    | Negeri/Public  |               | Swasta/Private |               | Jumlah/Total  |               |
|                          |                    | 2020/<br>2021  | 2021/<br>2022 | 2020/<br>2021  | 2021/<br>2022 | 2020/<br>2021 | 2021/<br>2022 |
| (1)                      | (14)               | (15)           | (16)          | (17)           | (18)          | (19)          |               |
| 1.                       | B. P. Mandoge      | 1 150          | 1 167         | 585            | 549           | 1 735         | 1 716         |
| 2.                       | Bandar Pulau       | 877            | 863           | -              | -             | 877           | 863           |
| 3.                       | Aek Songsongan     | 339            | 332           | 220            | 202           | 559           | 534           |
| 4.                       | Rahuning           | 142            | 134           | -              | -             | 142           | 134           |
| 5.                       | Pulau Rakyat       | 1 691          | 1 627         | 346            | 391           | 2 037         | 2 018         |
| 6.                       | Aek Kuasan         | 698            | 649           | 162            | 151           | 860           | 800           |
| 7.                       | Aek Ledong         | 562            | 552           | -              | -             | 562           | 552           |
| 8.                       | Sei Kepayang       | 239            | 226           | 291            | 284           | 530           | 510           |
| 9.                       | Sei Kepayang Barat | 537            | 523           | -              | -             | 537           | 523           |
| 10.                      | Sei Kepayang Timur | 115            | 127           | -              | -             | 115           | 127           |
| 11.                      | Tanjung Balai      | 476            | 528           | -              | -             | 476           | 528           |
| 12.                      | Simpang Empat      | 1 349          | 1 289         | 209            | 160           | 1 558         | 1 449         |
| 13.                      | Teluk Dalam        | 409            | 378           | -              | -             | 409           | 378           |
| 14.                      | Air Batu           | 846            | 836           | 748            | 759           | 1 594         | 1 595         |
| 15.                      | Sei Dadap          | 504            | 491           | 277            | 254           | 781           | 745           |
| 16.                      | Buntu Pane         | 482            | 437           | 165            | 166           | 647           | 603           |
| 17.                      | Tinggi Raja        | 601            | 560           | -              | -             | 601           | 560           |
| 18.                      | Setia Janji        | 499            | 479           | 6              | 4             | 505           | 483           |
| 19.                      | Meranti            | 1 016          | 969           | 432            | 455           | 1 448         | 1 424         |
| 20.                      | Pulo Bandring      | 830            | 803           | 138            | 151           | 968           | 954           |
| 21.                      | Rawang Panca Arga  | 175            | 177           | 144            | 128           | 319           | 305           |
| 22.                      | Air Joman          | 967            | 995           | 106            | 90            | 1 073         | 1 085         |
| 23.                      | Silau Laut         | 748            | 747           | 119            | 110           | 867           | 857           |
| 24.                      | Kisaran Barat      | 1 866          | 1 928         | 1 035          | 1 023         | 2 901         | 2 951         |
| 25.                      | Kisaran Timur      | 3 158          | 3 538         | 1 021          | 1 074         | 4 179         | 4 612         |
| <b>Asahan</b>            |                    | <b>20 276</b>  | <b>20 355</b> | <b>6 004</b>   | <b>5 951</b>  | <b>26 280</b> | <b>26 306</b> |

Sumber : Kementerian Pendidikan dan Kebudayaan, Data Semester Ganjil 2021

Source : Ministry of Educations and Culture, 2021 Odd Semester Data

**Tabel**  
**Table**

4.1.6

**Jumlah Sekolah, Guru, dan Murid Madrasah Tsanawiyah (MTs) di Bawah Kementerian Agama Menurut Kecamatan di Kabupaten Asahan, 2019/2020 dan 2020/2021**  
**Number of Schools, Teachers, and Pupils in Madrasah Tsanawiyah (MTs) Under The Ministry of Religious Affairs by Subdistrict in Asahan Regency, 2019/2020 dan 2020/2021**

|     | Kecamatan<br>Subdistrict | Sekolah/Schools |               |                |               |               |               |
|-----|--------------------------|-----------------|---------------|----------------|---------------|---------------|---------------|
|     |                          | Negeri/Public   |               | Swasta/Private |               | Jumlah/Total  |               |
|     |                          | 2019/<br>2020   | 2020/<br>2021 | 2019/<br>2020  | 2020/<br>2021 | 2019/<br>2020 | 2020/<br>2021 |
| (1) | (2)                      | (3)             | (4)           | (5)            | (6)           | (7)           |               |
| 1.  | B. P. Mandoge            | -               | -             | 2              | 2             | 2             | 2             |
| 2.  | Bandar Pulau             | -               | -             | 3              | 3             | 3             | 3             |
| 3.  | Aek Songsongan           | -               | -             | 4              | 4             | 4             | 4             |
| 4.  | Rahuning                 | -               | -             | 2              | 2             | 2             | 2             |
| 5.  | Pulau Rakyat             | -               | -             | 2              | 2             | 2             | 2             |
| 6.  | Aek Kuasan               | -               | -             | 3              | 3             | 3             | 3             |
| 7.  | Aek Ledong               | -               | -             | 2              | 2             | 2             | 2             |
| 8.  | Sei Kepayang             | -               | -             | 4              | 4             | 4             | 4             |
| 9.  | Sei Kepayang Barat       | -               | -             | -              | -             | -             | -             |
| 10. | Sei Kepayang Timur       | -               | -             | 1              | 1             | 1             | 1             |
| 11. | Tanjung Balai            | -               | -             | 7              | 6             | 7             | 6             |
| 12. | Simpang Empat            | -               | -             | 4              | 5             | 4             | 5             |
| 13. | Teluk Dalam              | -               | -             | 4              | 4             | 4             | 4             |
| 14. | Air Batu                 | -               | -             | 8              | 8             | 8             | 8             |
| 15. | Sei Dadap                | -               | -             | 8              | 5             | 8             | 5             |
| 16. | Buntu Pane               | -               | -             | 2              | 2             | 2             | 2             |
| 17. | Tinggi Raja              | -               | -             | 3              | 3             | 3             | 3             |
| 18. | Setia Janji              | -               | -             | 1              | 1             | 1             | 1             |
| 19. | Meranti                  | -               | -             | 2              | 2             | 2             | 2             |
| 20. | Pulo Bandring            | -               | -             | 3              | 3             | 3             | 3             |
| 21. | Rawang Panca Arga        | 1               | 1             | 2              | 2             | 3             | 3             |
| 22. | Air Joman                | -               | -             | 8              | 9             | 8             | 9             |
| 23. | Silau Laut               | -               | -             | 5              | 6             | 5             | 6             |
| 24. | Kisaran Barat            | -               | -             | 6              | 6             | 6             | 6             |
| 25. | Kisaran Timur            | 1               | 1             | 6              | 6             | 7             | 7             |
|     | <b>Asahan</b>            | <b>2</b>        | <b>2</b>      | <b>92</b>      | <b>91</b>     | <b>94</b>     | <b>93</b>     |

Lanjutan Tabel/Continued Table 4.1.6

| Kecamatan<br>Subdistrict |                    | Guru/Teachers |               |                |               |               |               |
|--------------------------|--------------------|---------------|---------------|----------------|---------------|---------------|---------------|
|                          |                    | Negeri/Public |               | Swasta/Private |               | Jumlah/Total  |               |
|                          |                    | 2019/<br>2020 | 2020/<br>2021 | 2019/<br>2020  | 2020/<br>2021 | 2019/<br>2020 | 2020/<br>2021 |
| (1)                      | (8)                | (9)           | (10)          | (11)           | (12)          | (13)          |               |
| 1.                       | B. P. Mandoge      | -             | -             | 18             | 18            | 18            | 18            |
| 2.                       | Bandar Pulau       | -             | -             | 49             | 52            | 49            | 52            |
| 3.                       | Aek Songsongan     | -             | -             | 41             | 59            | 41            | 59            |
| 4.                       | Rahuning           | -             | -             | 22             | 22            | 22            | 22            |
| 5.                       | Pulau Rakyat       | -             | -             | 28             | 28            | 28            | 28            |
| 6.                       | Aek Kuasan         | -             | -             | 37             | 37            | 37            | 37            |
| 7.                       | Aek Ledong         | -             | -             | 14             | 14            | 14            | 14            |
| 8.                       | Sei Kepayang       | -             | -             | 35             | 35            | 35            | 35            |
| 9.                       | Sei Kepayang Barat | -             | -             | -              | -             | -             | -             |
| 10.                      | Sei Kepayang Timur | -             | -             | 5              | 5             | 5             | 5             |
| 11.                      | Tanjung Balai      | -             | -             | 100            | 100           | 100           | 100           |
| 12.                      | Simpang Empat      | -             | -             | 47             | 54            | 47            | 54            |
| 13.                      | Teluk Dalam        | -             | -             | 35             | 35            | 35            | 35            |
| 14.                      | Air Batu           | -             | -             | 69             | 72            | 69            | 72            |
| 15.                      | Sei Dadap          | -             | -             | 89             | 89            | 89            | 89            |
| 16.                      | Buntu Pane         | -             | -             | 20             | 20            | 20            | 20            |
| 17.                      | Tinggi Raja        | -             | -             | 28             | 28            | 28            | 28            |
| 18.                      | Setia Janji        | -             | -             | 19             | 19            | 19            | 19            |
| 19.                      | Meranti            | -             | -             | 20             | 20            | 20            | 20            |
| 20.                      | Pulo Bandring      | -             | -             | 34             | 34            | 34            | 34            |
| 21.                      | Rawang Panca Arga  | 32            | 35            | 26             | 26            | 58            | 61            |
| 22.                      | Air Joman          | -             | -             | 106            | 106           | 106           | 106           |
| 23.                      | Silau Laut         | -             | -             | 50             | 50            | 50            | 50            |
| 24.                      | Kisaran Barat      | -             | -             | 93             | 93            | 93            | 93            |
| 25.                      | Kisaran Timur      | 51            | 61            | 101            | 116           | 152           | 177           |
| <b>Asahan</b>            |                    | <b>83</b>     | <b>96</b>     | <b>1 086</b>   | <b>1 132</b>  | <b>1 169</b>  | <b>1 228</b>  |

Lanjutan Tabel/*Continued Table 4.1.6*

| Kecamatan<br>Subdistrict |                    | Murid/Students        |               |                        |               |                      |               |
|--------------------------|--------------------|-----------------------|---------------|------------------------|---------------|----------------------|---------------|
|                          |                    | Negeri/ <i>Public</i> |               | Swasta/ <i>Private</i> |               | Jumlah/ <i>Total</i> |               |
|                          |                    | 2019/<br>2020         | 2020/<br>2021 | 2019/<br>2020          | 2020/<br>2021 | 2019/<br>2020        | 2020/<br>2021 |
| (1)                      | (14)               | (15)                  | (16)          | (17)                   | (18)          | (19)                 |               |
| 1.                       | B. P. Mandoge      | -                     | -             | 149                    | 141           | 149                  | 141           |
| 2.                       | Bandar Pulau       | -                     | -             | 446                    | 435           | 446                  | 435           |
| 3.                       | Aek Songsongan     | -                     | -             | 812                    | 1 212         | 812                  | 1 212         |
| 4.                       | Rahuning           | -                     | -             | 362                    | 348           | 362                  | 348           |
| 5.                       | Pulau Rakyat       | -                     | -             | 458                    | 316           | 458                  | 316           |
| 6.                       | Aek Kuasan         | -                     | -             | 577                    | 771           | 577                  | 771           |
| 7.                       | Aek Ledong         | -                     | -             | 177                    | 287           | 177                  | 287           |
| 8.                       | Sei Kepayang       | -                     | -             | 375                    | 536           | 375                  | 536           |
| 9.                       | Sei Kepayang Barat | -                     | -             | -                      | -             | -                    | -             |
| 10.                      | Sei Kepayang Timur | -                     | -             | 83                     | 70            | 83                   | 70            |
| 11.                      | Tanjung Balai      | -                     | -             | 1 279                  | 1 372         | 1 279                | 1 372         |
| 12.                      | Simpang Empat      | -                     | -             | 768                    | 666           | 768                  | 666           |
| 13.                      | Teluk Dalam        | -                     | -             | 467                    | 511           | 467                  | 511           |
| 14.                      | Air Batu           | -                     | -             | 822                    | 982           | 822                  | 982           |
| 15.                      | Sei Dadap          | -                     | -             | 1 158                  | 1 216         | 1 158                | 1 216         |
| 16.                      | Buntu Pane         | -                     | -             | 396                    | 481           | 396                  | 481           |
| 17.                      | Tinggi Raja        | -                     | -             | 358                    | 398           | 358                  | 398           |
| 18.                      | Setia Janji        | -                     | -             | 231                    | 364           | 231                  | 364           |
| 19.                      | Meranti            | -                     | -             | 299                    | 423           | 299                  | 423           |
| 20.                      | Pulo Bandring      | -                     | -             | 388                    | 376           | 388                  | 376           |
| 21.                      | Rawang Panca Arga  | 424                   | 423           | 246                    | 324           | 670                  | 747           |
| 22.                      | Air Joman          | -                     | -             | 1 641                  | 1 848         | 1 641                | 1 848         |
| 23.                      | Silau Laut         | -                     | -             | 349                    | 894           | 349                  | 894           |
| 24.                      | Kisaran Barat      | -                     | -             | 1 282                  | 1 457         | 1 282                | 1 457         |
| 25.                      | Kisaran Timur      | 913                   | 910           | 1 648                  | 2 151         | 2 561                | 3 061         |
| <b>Asahan</b>            |                    | <b>1 337</b>          | <b>1 333</b>  | <b>14 771</b>          | <b>17 579</b> | <b>16 108</b>        | <b>18 912</b> |

Sumber : Kementerian Agama, EMIS, data semester genap laporan sampai dengan 15 Maret 2021

Source : Ministry of Religious Affairs, EMIS, even semester report data up to 15<sup>th</sup> March 2021

**Tabel  
Table****4.1.7**

**Jumlah Sekolah, Guru, dan Murid Sekolah Menengah Atas (SMA) di Bawah Kementerian Pendidikan dan Kebudayaan Menurut Kecamatan di Kabupaten Asahan, 2020/2021 dan 2021/2022**

*Number of Schools, Teachers, and Pupils in Senior High Schools Under The Ministry of Education and Culture by Subdistrict in Asahan Regency, 2020/2021 dan 2021/2022*

| Kecamatan<br>Subdistrict |                    | Sekolah/Schools |               |                |               |               |               |
|--------------------------|--------------------|-----------------|---------------|----------------|---------------|---------------|---------------|
|                          |                    | Negeri/Public   |               | Swasta/Private |               | Jumlah/Total  |               |
|                          |                    | 2020/<br>2021   | 2021/<br>2022 | 2020/<br>2021  | 2021/<br>2022 | 2020/<br>2021 | 2021/<br>2022 |
| (1)                      | (2)                | (3)             | (4)           | (5)            | (6)           | (7)           |               |
| 1.                       | B. P. Mandoge      | 1               | 1             | 1              | 1             | 2             | 2             |
| 2.                       | Bandar Pulau       | 1               | 1             | -              | -             | 1             | 1             |
| 3.                       | Aek Songsongan     | 1               | 1             | 3              | 3             | 4             | 4             |
| 4.                       | Rahuning           | -               | -             | -              | -             | -             | -             |
| 5.                       | Pulau Rakyat       | 1               | 1             | 1              | 1             | 2             | 2             |
| 6.                       | Aek Kuasan         | 1               | 1             | -              | -             | 1             | 1             |
| 7.                       | Aek Ledong         | -               | -             | -              | -             | -             | -             |
| 8.                       | Sei Kepayang       | -               | -             | -              | -             | -             | -             |
| 9.                       | Sei Kepayang Barat | 1               | 1             | -              | -             | 1             | 1             |
| 10.                      | Sei Kepayang Timur | -               | -             | -              | -             | -             | -             |
| 11.                      | Tanjung Balai      | 1               | 1             | -              | -             | 1             | 1             |
| 12.                      | Simpang Empat      | 1               | 1             | -              | -             | 1             | 1             |
| 13.                      | Teluk Dalam        | -               | -             | -              | -             | -             | -             |
| 14.                      | Air Batu           | 1               | 1             | 2              | 2             | 3             | 3             |
| 15.                      | Sei Dadap          | -               | -             | 1              | 1             | 1             | 1             |
| 16.                      | Buntu Pane         | 1               | 1             | -              | -             | 1             | 1             |
| 17.                      | Tinggi Raja        | -               | -             | 2              | 2             | 2             | 2             |
| 18.                      | Setia Janji        | -               | -             | 1              | 1             | 1             | 1             |
| 19.                      | Meranti            | 2               | 2             | 3              | 3             | 5             | 5             |
| 20.                      | Pulo Bandring      | -               | -             | 1              | 1             | 1             | 1             |
| 21.                      | Rawang Panca Arga  | -               | -             | 1              | -             | 1             | -             |
| 22.                      | Air Joman          | 1               | 1             | 1              | 1             | 2             | 2             |
| 23.                      | Silau Laut         | -               | -             | -              | -             | -             | -             |
| 24.                      | Kisaran Barat      | 2               | 2             | 6              | 6             | 8             | 8             |
| 25.                      | Kisaran Timur      | 2               | 2             | 3              | 3             | 5             | 5             |
| <b>Asahan</b>            |                    | <b>17</b>       | <b>17</b>     | <b>26</b>      | <b>25</b>     | <b>43</b>     | <b>42</b>     |

Lanjutan Tabel/*Continued Table 4.1.7*

| Kecamatan<br>Subdistrict |                    | Guru/Teachers         |               |                        |               |                      |               |
|--------------------------|--------------------|-----------------------|---------------|------------------------|---------------|----------------------|---------------|
|                          |                    | Negeri/ <i>Public</i> |               | Swasta/ <i>Private</i> |               | Jumlah/ <i>Total</i> |               |
|                          |                    | 2020/<br>2021         | 2021/<br>2022 | 2020/<br>2021          | 2021/<br>2022 | 2020/<br>2021        | 2021/<br>2022 |
| (1)                      | (8)                | (9)                   | (10)          | (11)                   | (12)          | (13)                 |               |
| 1.                       | B. P. Mandoge      | 26                    | 26            | 9                      | 5             | 35                   | 31            |
| 2.                       | Bandar Pulau       | 28                    | 29            | -                      | -             | 28                   | 29            |
| 3.                       | Aek Songsongan     | 31                    | 26            | 21                     | 22            | 52                   | 48            |
| 4.                       | Rahuning           | -                     | -             | -                      | -             | -                    | -             |
| 5.                       | Pulau Rakyat       | 37                    | 36            | 32                     | 23            | 69                   | 59            |
| 6.                       | Aek Kuasan         | 33                    | 34            | -                      | -             | 33                   | 34            |
| 7.                       | Aek Ledong         | -                     | -             | -                      | -             | -                    | -             |
| 8.                       | Sei Kepayang       | -                     | -             | -                      | -             | -                    | -             |
| 9.                       | Sei Kepayang Barat | 24                    | 23            | -                      | -             | 24                   | 23            |
| 10.                      | Sei Kepayang Timur | -                     | -             | -                      | -             | -                    | -             |
| 11.                      | Tanjung Balai      | 28                    | 27            | -                      | -             | 28                   | 27            |
| 12.                      | Simpang Empat      | 46                    | 33            | -                      | -             | 46                   | 33            |
| 13.                      | Teluk Dalam        | -                     | -             | -                      | -             | -                    | -             |
| 14.                      | Air Batu           | 26                    | 29            | 11                     | 9             | 37                   | 38            |
| 15.                      | Sei Dadap          | -                     | -             | 6                      | 4             | 6                    | 4             |
| 16.                      | Buntu Pane         | 37                    | 35            | -                      | -             | 37                   | 35            |
| 17.                      | Tinggi Raja        | -                     | -             | 12                     | 10            | 12                   | 10            |
| 18.                      | Setia Janji        | -                     | -             | 5                      | 5             | 5                    | 5             |
| 19.                      | Meranti            | 51                    | 49            | 25                     | 22            | 76                   | 71            |
| 20.                      | Pulo Bandring      | -                     | -             | 7                      | 7             | 7                    | 7             |
| 21.                      | Rawang Panca Arga  | -                     | -             | 2                      | -             | 2                    | -             |
| 22.                      | Air Joman          | 37                    | 36            | 11                     | 10            | 48                   | 46            |
| 23.                      | Silau Laut         | -                     | -             | -                      | -             | -                    | -             |
| 24.                      | Kisaran Barat      | 77                    | 75            | 86                     | 72            | 163                  | 147           |
| 25.                      | Kisaran Timur      | 114                   | 106           | 58                     | 59            | 172                  | 165           |
| <b>Asahan</b>            |                    | <b>595</b>            | <b>564</b>    | <b>285</b>             | <b>248</b>    | <b>880</b>           | <b>812</b>    |



Lanjutan Tabel/*Continued Table 4.1.7*

| Kecamatan<br>Subdistrict | Murid/Students        |               |                        |               |                      |               |
|--------------------------|-----------------------|---------------|------------------------|---------------|----------------------|---------------|
|                          | Negeri/ <i>Public</i> |               | Swasta/ <i>Private</i> |               | Jumlah/ <i>Total</i> |               |
|                          | 2020/<br>2021         | 2021/<br>2022 | 2020/<br>2021          | 2021/<br>2022 | 2020/<br>2021        | 2021/<br>2022 |
| (1)                      | (14)                  | (15)          | (16)                   | (17)          | (18)                 | (19)          |
| 1. B. P. Mandoge         | 426                   | 461           | 217                    | 191           | 643                  | 652           |
| 2. Bandar Pulau          | 378                   | 374           | -                      | -             | 378                  | 374           |
| 3. Aek Songsongan        | 476                   | 487           | 247                    | 231           | 723                  | 718           |
| 4. Rahuning              | -                     | -             | -                      | -             | -                    | -             |
| 5. Pulau Rakyat          | 814                   | 845           | 652                    | 728           | 1 466                | 1 573         |
| 6. Aek Kuasan            | 611                   | 611           | -                      | -             | 611                  | 611           |
| 7. Aek Ledong            | -                     | -             | -                      | -             | -                    | -             |
| 8. Sei Kepayang          | -                     | -             | -                      | -             | -                    | -             |
| 9. Sei Kepayang Barat    | 383                   | 308           | -                      | -             | 383                  | 308           |
| 10. Sei Kepayang Timur   | -                     | -             | -                      | -             | -                    | -             |
| 11. Tanjung Balai        | 517                   | 519           | -                      | -             | 517                  | 519           |
| 12. Simpang Empat        | 776                   | 801           | -                      | -             | 776                  | 801           |
| 13. Teluk Dalam          | -                     | -             | -                      | -             | -                    | -             |
| 14. Air Batu             | 567                   | 564           | 245                    | 208           | 812                  | 772           |
| 15. Sei Dadap            | -                     | -             | 51                     | 50            | 51                   | 50            |
| 16. Buntu Pane           | 621                   | 627           | -                      | -             | 621                  | 627           |
| 17. Tinggi Raja          | -                     | -             | 165                    | 161           | 165                  | 161           |
| 18. Setia Janji          | -                     | -             | 69                     | 110           | 69                   | 110           |
| 19. Meranti              | 814                   | 789           | 451                    | 417           | 1 265                | 1 206         |
| 20. Pulo Bandring        | -                     | -             | 126                    | 113           | 126                  | 113           |
| 21. Rawang Panca Arga    | -                     | -             | 10                     | -             | 10                   | -             |
| 22. Air Joman            | 600                   | 605           | 375                    | 394           | 975                  | 999           |
| 23. Silau Laut           | -                     | -             | -                      | -             | -                    | -             |
| 24. Kisaran Barat        | 1 395                 | 1 409         | 1 340                  | 1 196         | 2 735                | 2 605         |
| 25. Kisaran Timur        | 2 183                 | 2 114         | 1 366                  | 1 349         | 3 549                | 3 463         |
| <b>Asahan</b>            | <b>10 561</b>         | <b>10 514</b> | <b>5 314</b>           | <b>5 148</b>  | <b>15 875</b>        | <b>15 662</b> |

Sumber : Kementerian Pendidikan dan Kebudayaan, Data Semester Ganjil 2021

Source : *Ministry of Educations and Culture, 2021 Odd Semester Data*

**Tabel  
Table****4.1.8**

**Jumlah Sekolah, Guru, dan Murid Sekolah Menengah Kejuruan (SMK) di Bawah Kementerian Pendidikan dan Kebudayaan Menurut Kecamatan di Kabupaten Asahan, 2020/2021 dan 2021/2022**

*Number of Schools, Teachers, and Pupils in Vocational High Schools Under The Ministry of Education and Culture by Subdistrict in Asahan Regency, 2020/2021 dan 2021/2022*

|     |                    | Sekolah/Schools |               |                |               |               |               |
|-----|--------------------|-----------------|---------------|----------------|---------------|---------------|---------------|
|     |                    | Negeri/Public   |               | Swasta/Private |               | Jumlah/Total  |               |
|     |                    | 2020/<br>2021   | 2021/<br>2022 | 2020/<br>2021  | 2021/<br>2022 | 2020/<br>2021 | 2021/<br>2022 |
|     | (1)                | (2)             | (3)           | (4)            | (5)           | (6)           | (7)           |
| 1.  | B. P. Mandoge      | 1               | 1             | 1              | 1             | 2             | 2             |
| 2.  | Bandar Pulau       | -               | -             | 1              | 1             | 1             | 1             |
| 3.  | Aek Songsongan     | -               | -             | 2              | 2             | 2             | 2             |
| 4.  | Rahuning           | -               | -             | -              | -             | -             | -             |
| 5.  | Pulau Rakyat       | 1               | 1             | 2              | 2             | 3             | 3             |
| 6.  | Aek Kuasan         | -               | -             | -              | -             | -             | -             |
| 7.  | Aek Ledong         | -               | -             | -              | -             | -             | -             |
| 8.  | Sei Kepayang       | 1               | 1             | 1              | 1             | 2             | 2             |
| 9.  | Sei Kepayang Barat | -               | -             | -              | -             | -             | -             |
| 10. | Sei Kepayang Timur | -               | -             | -              | -             | -             | -             |
| 11. | Tanjung Balai      | -               | -             | -              | -             | -             | -             |
| 12. | Simpang Empat      | -               | -             | 1              | 1             | 1             | 1             |
| 13. | Teluk Dalam        | -               | -             | -              | -             | -             | -             |
| 14. | Air Batu           | 1               | 1             | 5              | 5             | 6             | 6             |
| 15. | Sei Dadap          | -               | -             | 2              | 2             | 2             | 2             |
| 16. | Buntu Pane         | -               | -             | -              | -             | -             | -             |
| 17. | Tinggi Raja        | -               | -             | -              | -             | -             | -             |
| 18. | Setia Janji        | 1               | 1             | 1              | 1             | 2             | 2             |
| 19. | Meranti            | 1               | 1             | 2              | 2             | 3             | 3             |
| 20. | Pulo Bandring      | -               | -             | 1              | 1             | 1             | 1             |
| 21. | Rawang Panca Arga  | 1               | 1             | -              | -             | 1             | 1             |
| 22. | Air Joman          | 1               | 1             | 1              | 1             | 2             | 2             |
| 23. | Silau Laut         | -               | -             | 1              | 1             | 1             | 1             |
| 24. | Kisaran Barat      | 2               | 2             | 3              | 2             | 5             | 4             |
| 25. | Kisaran Timur      | -               | -             | 6              | 6             | 6             | 6             |
|     | <b>Asahan</b>      | <b>10</b>       | <b>10</b>     | <b>30</b>      | <b>29</b>     | <b>40</b>     | <b>39</b>     |

Lanjutan Tabel/Continued Table 4.1.8

| Kecamatan<br>Subdistrict |                    | Guru/Teachers |               |                |               |               |               |
|--------------------------|--------------------|---------------|---------------|----------------|---------------|---------------|---------------|
|                          |                    | Negeri/Public |               | Swasta/Private |               | Jumlah/Total  |               |
|                          |                    | 2020/<br>2021 | 2021/<br>2022 | 2020/<br>2021  | 2021/<br>2022 | 2020/<br>2021 | 2021/<br>2022 |
| (1)                      | (8)                | (9)           | (10)          | (11)           | (12)          | (13)          |               |
| 1.                       | B. P. Mandoge      | 32            | 28            | 13             | 12            | 45            | 40            |
| 2.                       | Bandar Pulau       | -             | -             | 6              | 7             | 6             | 7             |
| 3.                       | Aek Songsongan     | -             | -             | 42             | 37            | 42            | 37            |
| 4.                       | Rahuning           | -             | -             | -              | -             | -             | -             |
| 5.                       | Pulau Rakyat       | 37            | 33            | 23             | 22            | 60            | 55            |
| 6.                       | Aek Kuasan         | -             | -             | -              | -             | -             | -             |
| 7.                       | Aek Ledong         | -             | -             | -              | -             | -             | -             |
| 8.                       | Sei Kepayang       | 23            | 24            | 5              | 6             | 28            | 30            |
| 9.                       | Sei Kepayang Barat | -             | -             | -              | -             | -             | -             |
| 10.                      | Sei Kepayang Timur | -             | -             | -              | -             | -             | -             |
| 11.                      | Tanjung Balai      | -             | -             | -              | -             | -             | -             |
| 12.                      | Simpang Empat      | -             | -             | 7              | 7             | 7             | 7             |
| 13.                      | Teluk Dalam        | -             | -             | -              | -             | -             | -             |
| 14.                      | Air Batu           | 24            | 30            | 77             | 73            | 101           | 103           |
| 15.                      | Sei Dadap          | -             | -             | 25             | 23            | 25            | 23            |
| 16.                      | Buntu Pane         | -             | -             | -              | -             | -             | -             |
| 17.                      | Tinggi Raja        | -             | -             | -              | -             | -             | -             |
| 18.                      | Setia Janji        | 40            | 37            | 5              | 4             | 45            | 41            |
| 19.                      | Meranti            | 28            | 29            | 15             | 19            | 43            | 48            |
| 20.                      | Pulo Bandring      | -             | -             | 12             | 11            | 12            | 11            |
| 21.                      | Rawang Panca Arga  | 28            | 24            | -              | -             | 28            | 24            |
| 22.                      | Air Joman          | 38            | 37            | 12             | 9             | 50            | 46            |
| 23.                      | Silau Laut         | -             | -             | 9              | 8             | 9             | 8             |
| 24.                      | Kisaran Barat      | 144           | 137           | 47             | 39            | 191           | 176           |
| 25.                      | Kisaran Timur      | -             | -             | 105            | 87            | 105           | 87            |
| <b>Asahan</b>            |                    | <b>394</b>    | <b>379</b>    | <b>403</b>     | <b>364</b>    | <b>797</b>    | <b>743</b>    |

Lanjutan Tabel/*Continued Table 4.1.8*

| Kecamatan<br>Subdistrict | Murid/Students        |               |                        |               |                      |               |
|--------------------------|-----------------------|---------------|------------------------|---------------|----------------------|---------------|
|                          | Negeri/ <i>Public</i> |               | Swasta/ <i>Private</i> |               | Jumlah/ <i>Total</i> |               |
|                          | 2020/<br>2021         | 2021/<br>2022 | 2020/<br>2021          | 2021/<br>2022 | 2020/<br>2021        | 2021/<br>2022 |
| (1)                      | (14)                  | (15)          | (16)                   | (17)          | (18)                 | (19)          |
| 1. B. P. Mandoge         | 455                   | 491           | 303                    | 313           | 758                  | 804           |
| 2. Bandar Pulau          | -                     | -             | 277                    | 326           | 277                  | 326           |
| 3. Aek Songsongan        | -                     | -             | 589                    | 480           | 589                  | 480           |
| 4. Rahuning              | -                     | -             | -                      | -             | -                    | -             |
| 5. Pulau Rakyat          | 554                   | 565           | 394                    | 443           | 948                  | 1 008         |
| 6. Aek Kuasan            | -                     | -             | -                      | -             | -                    | -             |
| 7. Aek Ledong            | -                     | -             | -                      | -             | -                    | -             |
| 8. Sei Kepayang          | 281                   | 352           | 61                     | 49            | 342                  | 401           |
| 9. Sei Kepayang Barat    | -                     | -             | -                      | -             | -                    | -             |
| 10. Sei Kepayang Timur   | -                     | -             | -                      | -             | -                    | -             |
| 11. Tanjung Balai        | -                     | -             | -                      | -             | -                    | -             |
| 12. Simpang Empat        | -                     | -             | 74                     | 45            | 74                   | 45            |
| 13. Teluk Dalam          | -                     | -             | -                      | -             | -                    | -             |
| 14. Air Batu             | 406                   | 424           | 1 425                  | 1 451         | 1 831                | 1 875         |
| 15. Sei Dadap            | -                     | -             | 278                    | 265           | 278                  | 265           |
| 16. Buntu Pane           | -                     | -             | -                      | -             | -                    | -             |
| 17. Tinggi Raja          | -                     | -             | -                      | -             | -                    | -             |
| 18. Setia Janji          | 687                   | 668           | 33                     | 29            | 720                  | 697           |
| 19. Meranti              | 423                   | 450           | 367                    | 416           | 790                  | 866           |
| 20. Pulo Bandring        | -                     | -             | 254                    | 357           | 254                  | 357           |
| 21. Rawang Panca Arga    | 334                   | 312           | -                      | -             | 334                  | 312           |
| 22. Air Joman            | 676                   | 685           | 124                    | 128           | 800                  | 813           |
| 23. Silau Laut           | -                     | -             | 89                     | 128           | 89                   | 128           |
| 24. Kisaran Barat        | 2 337                 | 2 295         | 835                    | 749           | 3 172                | 3 044         |
| 25. Kisaran Timur        | -                     | -             | 1 948                  | 1 913         | 1 948                | 1 913         |
| <b>Asahan</b>            | <b>6 153</b>          | <b>6 242</b>  | <b>7 051</b>           | <b>7 092</b>  | <b>13 204</b>        | <b>13 334</b> |

Sumber : Kementerian Pendidikan dan Kebudayaan, Data Semester Ganjil 2021

Source : *Ministry of Educations and Culture, 2021 Odd Semester Data*

**Tabel 4.1.9** Jumlah Sekolah, Guru, dan Murid Madrasah Aliyah (MA) di Bawah Kementerian Agama Menurut Kecamatan di Kabupaten Asahan, 2019/2020 dan 2020/2021  
*Number of Schools, Teachers, and Pupils in Madrasah Aliyah (MA) Under The Ministry of Religious Affairs by Subdistrict in Asahan Regency, 2019/2020 dan 2020/2021*

| Kecamatan<br>Subdistrict | Sekolah/Schools |               |                |               |               |               |
|--------------------------|-----------------|---------------|----------------|---------------|---------------|---------------|
|                          | Negeri/Public   |               | Swasta/Private |               | Jumlah/Total  |               |
|                          | 2019/<br>2020   | 2020/<br>2021 | 2019/<br>2020  | 2020/<br>2021 | 2019/<br>2020 | 2020/<br>2021 |
| (1)                      | (2)             | (3)           | (4)            | (5)           | (6)           | (7)           |
| 1. B. P. Mandoge         | -               | -             | 1              | 1             | 1             | 1             |
| 2. Bandar Pulau          | -               | -             | -              | -             | -             | -             |
| 3. Aek Songsongan        | -               | -             | 2              | 2             | 2             | 2             |
| 4. Rahuning              | -               | -             | 1              | 1             | 1             | 1             |
| 5. Pulau Rakyat          | -               | -             | 1              | 1             | 1             | 1             |
| 6. Aek Kuasan            | -               | -             | -              | -             | -             | -             |
| 7. Aek Ledong            | -               | -             | -              | -             | -             | -             |
| 8. Sei Kepayang          | -               | -             | 2              | 2             | 2             | 2             |
| 9. Sei Kepayang Barat    | -               | -             | -              | -             | -             | -             |
| 10. Sei Kepayang Timur   | -               | -             | -              | -             | -             | -             |
| 11. Tanjung Balai        | -               | -             | 2              | 2             | 2             | 2             |
| 12. Simpang Empat        | -               | -             | 2              | 3             | 2             | 3             |
| 13. Teluk Dalam          | -               | -             | 2              | 2             | 2             | 2             |
| 14. Air Batu             | -               | -             | 3              | 2             | 3             | 2             |
| 15. Sei Dadap            | -               | -             | 3              | 3             | 3             | 3             |
| 16. Buntu Pane           | -               | -             | 2              | 2             | 2             | 2             |
| 17. Tinggi Raja          | -               | -             | 1              | 1             | 1             | 1             |
| 18. Setia Janji          | -               | -             | 1              | 1             | 1             | 1             |
| 19. Meranti              | -               | -             | 2              | 2             | 2             | 2             |
| 20. Pulo Bandring        | -               | -             | 1              | 1             | 1             | 1             |
| 21. Rawang Panca Arga    | -               | -             | 2              | 2             | 2             | 2             |
| 22. Air Joman            | -               | -             | 4              | 4             | 4             | 4             |
| 23. Silau Laut           | -               | -             | 3              | 4             | 3             | 4             |
| 24. Kisaran Barat        | -               | -             | 2              | 5             | 2             | 5             |
| 25. Kisaran Timur        | 1               | 1             | 5              | 5             | 6             | 6             |
| <b>Asahan</b>            | <b>1</b>        | <b>1</b>      | <b>42</b>      | <b>46</b>     | <b>43</b>     | <b>47</b>     |

Lanjutan Tabel/*Continued Table 4.1.9*

| Kecamatan<br>Subdistrict | Guru/Teachers         |               |                        |               |                      |               |
|--------------------------|-----------------------|---------------|------------------------|---------------|----------------------|---------------|
|                          | Negeri/ <i>Public</i> |               | Swasta/ <i>Private</i> |               | Jumlah/ <i>Total</i> |               |
|                          | 2019/<br>2020         | 2020/<br>2021 | 2019/<br>2020          | 2020/<br>2021 | 2019/<br>2020        | 2020/<br>2021 |
| (1)                      | (8)                   | (9)           | (10)                   | (11)          | (12)                 | (13)          |
| 1. B. P. Mandoge         | -                     | -             | 3                      | 4             | 3                    | 4             |
| 2. Bandar Pulau          | -                     | -             | -                      | -             | -                    | -             |
| 3. Aek Songsongan        | -                     | -             | 27                     | 27            | 27                   | 27            |
| 4. Rahuning              | -                     | -             | 9                      | 9             | 9                    | 9             |
| 5. Pulau Rakyat          | -                     | -             | 26                     | 26            | 26                   | 26            |
| 6. Aek Kuasan            | -                     | -             | -                      | -             | -                    | -             |
| 7. Aek Ledong            | -                     | -             | -                      | -             | -                    | -             |
| 8. Sei Kepayang          | -                     | -             | 16                     | 16            | 16                   | 16            |
| 9. Sei Kepayang Barat    | -                     | -             | -                      | -             | -                    | -             |
| 10. Sei Kepayang Timur   | -                     | -             | -                      | -             | -                    | -             |
| 11. Tanjung Balai        | -                     | -             | 32                     | 32            | 32                   | 32            |
| 12. Simpang Empat        | -                     | -             | 10                     | 10            | 10                   | 10            |
| 13. Teluk Dalam          | -                     | -             | 16                     | 16            | 16                   | 16            |
| 14. Air Batu             | -                     | -             | 44                     | 44            | 44                   | 44            |
| 15. Sei Dadap            | -                     | -             | 36                     | 36            | 36                   | 36            |
| 16. Buntu Pane           | -                     | -             | 15                     | 15            | 15                   | 15            |
| 17. Tinggi Raja          | -                     | -             | 15                     | 15            | 15                   | 15            |
| 18. Setia Janji          | -                     | -             | 5                      | 5             | 5                    | 5             |
| 19. Meranti              | -                     | -             | 21                     | 21            | 21                   | 21            |
| 20. Pulo Bandring        | -                     | -             | 10                     | 10            | 10                   | 10            |
| 21. Rawang Panca Arga    | -                     | -             | 32                     | 32            | 32                   | 32            |
| 22. Air Joman            | -                     | -             | 52                     | 52            | 52                   | 52            |
| 23. Silau Laut           | -                     | -             | 28                     | 28            | 28                   | 28            |
| 24. Kisaran Barat        | -                     | -             | 41                     | 41            | 41                   | 41            |
| 25. Kisaran Timur        | 49                    | 80            | 55                     | 55            | 104                  | 135           |
| <b>Asahan</b>            | <b>49</b>             | <b>80</b>     | <b>493</b>             | <b>494</b>    | <b>542</b>           | <b>574</b>    |

Lanjutan Tabel/Continued Table 4.1.9

| Kecamatan<br>Subdistrict | Murid/Students |               |                |               |               |               |
|--------------------------|----------------|---------------|----------------|---------------|---------------|---------------|
|                          | Negeri/Public  |               | Swasta/Private |               | Jumlah/Total  |               |
|                          | 2019/<br>2020  | 2020/<br>2021 | 2019/<br>2020  | 2020/<br>2021 | 2019/<br>2020 | 2020/<br>2021 |
| (1)                      | (14)           | (15)          | (16)           | (17)          | (18)          | (19)          |
| 1. B. P. Mandoge         | -              | -             | 46             | 40            | 46            | 40            |
| 2. Bandar Pulau          | -              | -             | -              | -             | -             | -             |
| 3. Aek Songsongan        | -              | -             | 348            | 577           | 348           | 577           |
| 4. Rahuning              | -              | -             | 25             | 33            | 25            | 33            |
| 5. Pulau Rakyat          | -              | -             | 198            | 177           | 198           | 177           |
| 6. Aek Kuasan            | -              | -             | -              | -             | -             | -             |
| 7. Aek Ledong            | -              | -             | -              | -             | -             | -             |
| 8. Sei Kepayang          | -              | -             | 234            | 269           | 234           | 269           |
| 9. Sei Kepayang Barat    | -              | -             | -              | -             | -             | -             |
| 10. Sei Kepayang Timur   | -              | -             | -              | -             | -             | -             |
| 11. Tanjung Balai        | -              | -             | 284            | 359           | 284           | 359           |
| 12. Simpang Empat        | -              | -             | 267            | 298           | 267           | 298           |
| 13. Teluk Dalam          | -              | -             | 246            | 310           | 246           | 310           |
| 14. Air Batu             | -              | -             | 671            | 539           | 671           | 539           |
| 15. Sei Dadap            | -              | -             | 393            | 546           | 393           | 546           |
| 16. Buntu Pane           | -              | -             | 93             | 112           | 93            | 112           |
| 17. Tinggi Raja          | -              | -             | 91             | 92            | 91            | 92            |
| 18. Setia Janji          | -              | -             | 114            | 103           | 114           | 103           |
| 19. Meranti              | -              | -             | 206            | 276           | 206           | 276           |
| 20. Pulo Bandring        | -              | -             | 62             | 93            | 62            | 93            |
| 21. Rawang Panca Arga    | -              | -             | 322            | 303           | 322           | 303           |
| 22. Air Joman            | -              | -             | 847            | 870           | 847           | 870           |
| 23. Silau Laut           | -              | -             | 318            | 484           | 318           | 484           |
| 24. Kisaran Barat        | -              | -             | 279            | 378           | 279           | 378           |
| 25. Kisaran Timur        | 951            | 1197          | 674            | 1043          | 1625          | 2240          |
| <b>Asahan</b>            | <b>951</b>     | <b>1 197</b>  | <b>5 718</b>   | <b>6 902</b>  | <b>6 669</b>  | <b>8 099</b>  |

Sumber : Kementerian Agama, EMIS, data semester genap laporan sampai dengan 15 Maret 2021

Source : Ministry of Religious Affairs, EMIS, even semester report data up to 15<sup>th</sup> March 2021

**Tabel**  
**Table**

**4.1.10 Jumlah Desa/Kelurahan yang Memiliki Fasilitas Sekolah Menurut Kecamatan dan Tingkat Pendidikan di Kabupaten Asahan, 2019 – 2021**  
*Number of Villages Having Educational Facilities by Subdistrict and Educational Level in Asahan Regency, 2019 - 2021*

| Kecamatan<br>Subdistrict | SD<br>Primary School |            |            | SMP<br>Junior High School |            |            |
|--------------------------|----------------------|------------|------------|---------------------------|------------|------------|
|                          | 2019                 | 2020       | 2021       | 2019                      | 2020       | 2021       |
|                          | (1)                  | (2)        | (3)        | (4)                       | (5)        | (6)        |
| 1. B. P. Mandoge         | 9                    | 9          | 9          | 5                         | 5          | 6          |
| 2. Bandar Pulau          | 10                   | 10         | 9          | 6                         | 6          | 6          |
| 3. Aek Songsongan        | 9                    | 9          | 9          | 5                         | 5          | 5          |
| 4. Rahuning              | 5                    | 5          | 5          | 3                         | 3          | 3          |
| 5. Pulau Rakyat          | 12                   | 12         | 12         | 5                         | 6          | 6          |
| 6. Aek Kuasan            | 6                    | 6          | 5          | 5                         | 5          | 3          |
| 7. Aek Ledong            | 7                    | 7          | 7          | 3                         | 3          | 3          |
| 8. Sei Kepayang          | 6                    | 6          | 6          | 5                         | 5          | 5          |
| 9. Sei Kepayang Barat    | 6                    | 6          | 5          | 2                         | 2          | 2          |
| 10. Sei Kepayang Timur   | 5                    | 5          | 5          | 2                         | 2          | 2          |
| 11. Tanjung Balai        | 8                    | 8          | 8          | 6                         | 6          | 6          |
| 12. Simpang Empat        | 8                    | 8          | 8          | 4                         | 4          | 4          |
| 13. Teluk Dalam          | 6                    | 6          | 6          | 5                         | 5          | 4          |
| 14. Air Batu             | 12                   | 12         | 12         | 7                         | 7          | 7          |
| 15. Sei Dadap            | 10                   | 10         | 10         | 6                         | 7          | 7          |
| 16. Buntu Pane           | 9                    | 8          | 8          | 4                         | 4          | 4          |
| 17. Tinggi Raja          | 7                    | 7          | 7          | 3                         | 3          | 3          |
| 18. Setia Janji          | 5                    | 5          | 5          | 2                         | 2          | 2          |
| 19. Meranti              | 6                    | 6          | 6          | 2                         | 3          | 3          |
| 20. Pulo Bandring        | 10                   | 10         | 10         | 5                         | 5          | 5          |
| 21. Rawang Panca Arga    | 7                    | 7          | 7          | 4                         | 4          | 4          |
| 22. Air Joman            | 7                    | 7          | 7          | 6                         | 6          | 6          |
| 23. Silau Laut           | 5                    | 5          | 5          | 5                         | 5          | 5          |
| 24. Kisaran Barat        | 11                   | 11         | 11         | 8                         | 8          | 9          |
| 25. Kisaran Timur        | 11                   | 11         | 11         | 8                         | 8          | 9          |
| <b>Asahan</b>            | <b>197</b>           | <b>196</b> | <b>193</b> | <b>116</b>                | <b>119</b> | <b>119</b> |



Lanjutan Tabel/Continued Table 4.1.10

| Kecamatan<br>Subdistrict | SMA<br>Senior High School |           |           | SMK<br>Vocational School |           |           |
|--------------------------|---------------------------|-----------|-----------|--------------------------|-----------|-----------|
|                          | 2019                      | 2020      | 2021      | 2019                     | 2020      | 2021      |
|                          | (8)                       | (9)       | (10)      | (11)                     | (12)      | (13)      |
| 1. B. P. Mandoge         | 3                         | 3         | 2         | 2                        | 2         | 2         |
| 2. Bandar Pulau          | 1                         | 1         | 1         | 1                        | 1         | 1         |
| 3. Aek Songsongan        | 3                         | 3         | 3         | 2                        | 2         | 2         |
| 4. Rahuning              | 1                         | 1         | 1         | –                        | 0         | –         |
| 5. Pulau Rakyat          | 3                         | 3         | 3         | 3                        | 3         | 3         |
| 6. Aek Kuasan            | 1                         | 1         | 1         | –                        | 0         | –         |
| 7. Aek Ledong            | –                         | 0         | –         | –                        | 0         | –         |
| 8. Sei Kepayang          | 2                         | 2         | 2         | 2                        | 2         | 2         |
| 9. Sei Kepayang Barat    | 1                         | 1         | 1         | –                        | 0         | –         |
| 10. Sei Kepayang Timur   | –                         | 0         | –         | –                        | 0         | –         |
| 11. Tanjung Balai        | 2                         | 2         | 2         | –                        | 0         | –         |
| 12. Simpang Empat        | 3                         | 3         | 3         | 1                        | 1         | 1         |
| 13. Teluk Dalam          | 2                         | 2         | 2         | –                        | 0         | –         |
| 14. Air Batu             | 4                         | 4         | 4         | 3                        | 3         | 3         |
| 15. Sei Dadap            | 2                         | 3         | 4         | 3                        | 0         | 3         |
| 16. Buntu Pane           | 2                         | 2         | 2         | –                        | 0         | –         |
| 17. Tinggi Raja          | 2                         | 2         | 1         | –                        | 0         | –         |
| 18. Setia Janji          | 2                         | 2         | 2         | 1                        | 1         | 1         |
| 19. Meranti              | 3                         | 4         | 3         | 2                        | 2         | 2         |
| 20. Pulo Bandring        | 1                         | 1         | 1         | 1                        | 1         | 1         |
| 21. Rawang Panca Arga    | 2                         | 2         | 2         | 1                        | 1         | 1         |
| 22. Air Joman            | 4                         | 4         | 4         | 2                        | 2         | 2         |
| 23. Silau Laut           | 2                         | 2         | 3         | 1                        | 1         | 1         |
| 24. Kisaran Barat        | 6                         | 6         | 6         | 4                        | 4         | 4         |
| 25. Kisaran Timur        | 4                         | 3         | 3         | 4                        | 4         | 4         |
| <b>Asahan</b>            | <b>56</b>                 | <b>57</b> | <b>56</b> | <b>33</b>                | <b>30</b> | <b>33</b> |

Lanjutan Tabel/*Continued Table 4.1.10*

| Kecamatan<br><i>Subdistrict</i> | Perguruan Tinggi<br><i>University</i> |          |          |
|---------------------------------|---------------------------------------|----------|----------|
|                                 | 2019                                  | 2020     | 2021     |
| (1)                             | (14)                                  | (15)     | (16)     |
| 1. B. P. Mandoge                | -                                     | -        | -        |
| 2. Bandar Pulau                 | -                                     | -        | -        |
| 3. Aek Songsongan               | -                                     | -        | -        |
| 4. Rahuning                     | -                                     | -        | -        |
| 5. Pulau Rakyat                 | -                                     | -        | -        |
| 6. Aek Kuasan                   | -                                     | -        | -        |
| 7. Aek Ledong                   | -                                     | -        | -        |
| 8. Sei Kepayang                 | -                                     | -        | -        |
| 9. Sei Kepayang Barat           | -                                     | -        | -        |
| 10. Sei Kepayang Timur          | -                                     | -        | -        |
| 11. Tanjung Balai               | -                                     | -        | -        |
| 12. Simpang Empat               | -                                     | -        | -        |
| 13. Teluk Dalam                 | -                                     | -        | -        |
| 14. Air Batu                    | -                                     | -        | -        |
| 15. Sei Dadap                   | -                                     | -        | -        |
| 16. Buntu Pane                  | -                                     | -        | -        |
| 17. Tinggi Raja                 | -                                     | -        | -        |
| 18. Setia Janji                 | -                                     | -        | -        |
| 19. Meranti                     | -                                     | -        | -        |
| 20. Pulo Bandring               | -                                     | -        | -        |
| 21. Rawang Panca Arga           | -                                     | -        | -        |
| 22. Air Joman                   | -                                     | -        | -        |
| 23. Silau Laut                  | -                                     | -        | -        |
| 24. Kisaran Barat               | 3                                     | 2        | 2        |
| 25. Kisaran Timur               | 3                                     | 3        | 3        |
| <b>Asahan</b>                   | <b>6</b>                              | <b>5</b> | <b>5</b> |

Sumber : BPS, Pendataan Potensi Desa (Podes)

Source : BPS–Statistics Indonesia, Village Potential Data Collection

**Tabel**  
**Table**      **4.1.11**      **Angka Partisipasi Murni (APM) dan Angka Partisipasi Kasar (APK) Menurut Jenjang Pendidikan di Kabupaten Asahan, 2021**  
**Net Enrollment Ratio And Gross Enrollment Ratios by Level of Education in Asahan Regency, 2021**

| <b>Jenjang Pendidikan</b><br><b>Educational Level</b> | <b>APM</b> | <b>APK</b> |
|---|------------|------------|
| (1)   | (2)        | (3)        |
| SD<br><i>Elementary School</i>                        | 99,49      | 107,99     |
| SMTB<br><i>Junior High School</i>                     | 83,93      | 83,93      |
| SMTA<br><i>Senior High School</i>                     | 60,81      | 82,01      |
| Perguruan Tinggi<br><i>University</i>                 | 22,75      | 23,53      |

Sumber : BPS, Survei Sosial Ekonomi Nasional (Susenas) 2021

Source : BPS-Statistics Indonesia, National Socioeconomic Survey 2021

**Tabel**  
**Table**      **4.1.12**      **Jumlah Peserta Program Keaksaraan Fungsional (KF) di Kabupaten Asahan (orang), 2017 - 2021**  
*Number of Functional Literacy Program Participants in Asahan Regency (people), 2017 – 2021*

| Tahun<br>Year | Jumlah Peserta<br>Number of |                          |
|---------------|-----------------------------|--------------------------|
|               | Target<br>Target            | Realisasi<br>Realisation |
| (1)           | (2)                         | (3)                      |
| 2017          | 250                         | 250                      |
| 2018          | 100                         | 100                      |
| 2019          | 200                         | 200                      |
| 2020          | 250                         | -                        |
| <b>2021</b>   | <b>250</b>                  | -                        |

Sumber : Dinas Pendidikan Kabupaten Asahan

Source : Education Service of Asahan Regency

**Tabel**  
**Table** 4.1.13 **Jumlah Mahasiswa dan Dosen Menurut Fakultas di Universitas Asahan (orang), 2019/2020– 2021/2022**  
**Number of Students and Lecturers by Faculty in University of Asahan (people), 2019/2020– 2021/2022**

| Fakultas<br><i>Faculty</i>                | 2019/2020                        |                          | 2020/2021                        |                          | 2021/2022                        |                          |
|---|----------------------------------|--------------------------|----------------------------------|--------------------------|----------------------------------|--------------------------|
|   | Maha-<br>siswa<br><i>Student</i> | Dosen<br><i>Lecturer</i> | Maha-<br>siswa<br><i>Student</i> | Dosen<br><i>Lecturer</i> | Maha-<br>siswa<br><i>Student</i> | Dosen<br><i>Lecturer</i> |
| (1)                                       | (2)                              | (3)                      | (4)                              | (5)                      | (6)                              | (7)                      |
| <b>1. Ekonomi/ <i>Economi</i></b>         | <b>312</b>                       | <b>23</b>                | <b>336</b>                       | <b>23</b>                | <b>430</b>                       | <b>23</b>                |
| - Manajemen                               | 275                              | 17                       | 297                              | 17                       | 385                              | 17                       |
| - Ekonomi<br>Pembangunan                  | 37                               | 6                        | 39                               | 6                        | 45                               | 6                        |
| <b>2. Teknik/ <i>Engineering</i></b>      | <b>108</b>                       | <b>28</b>                | <b>98</b>                        | <b>27</b>                | <b>212</b>                       | <b>28</b>                |
| - Teknik Sipil                            | 27                               | 8                        | 41                               | 7                        | 43                               | 7                        |
| - Teknik Mesin                            | 38                               | 7                        | 26                               | 7                        | 47                               | 7                        |
| - Teknik Informatika                      | 43                               | 13                       | 31                               | 13                       | 122                              | 14                       |
| <b>3. Pertanian/ <i>Agriculture</i></b>   | <b>156</b>                       | <b>23</b>                | <b>203</b>                       | <b>23</b>                | <b>190</b>                       | <b>24</b>                |
| - Agroekoteknologi                        | 143                              | 17                       | 176                              | 17                       | 170                              | 17                       |
| - Budidaya Perairan                       | 13                               | 6                        | 27                               | 6                        | 20                               | 7                        |
| <b>4. Hukum/ <i>Law</i></b>               | <b>173</b>                       | <b>17</b>                | <b>154</b>                       | <b>16</b>                | <b>235</b>                       | <b>21</b>                |
| - Ilmu Hukum                              | 173                              | 17                       | 138                              | 10                       | 207                              | 15                       |
| - Magister Hukum (S2)                     | -                                | -                        | 16                               | 6                        | 28                               | 6                        |
| <b>5. KIP</b>                             | <b>198</b>                       | <b>40</b>                | <b>229</b>                       | <b>41</b>                | <b>258</b>                       | <b>39</b>                |
| - Pendidikan Matematika                   | 46                               | 12                       | 64                               | 12                       | 65                               | 12                       |
| - Pendidikan B. Inggris                   | 60                               | 16                       | 48                               | 17                       | 55                               | 14                       |
| - Pendidikan Bahasa &<br>Sastra Indonesia | 92                               | 12                       | 117                              | 12                       | 138                              | 13                       |
| <b>Jumlah/Total</b>                       | <b>947</b>                       | <b>131</b>               | <b>1 020</b>                     | <b>130</b>               | <b>1 325</b>                     | <b>135</b>               |

Sumber : Universitas Asahan  
Source : University of Asahan

**Tabel**  
**Table** 4.1.14 **Jumlah Mahasiswa dan Dosen Menurut Fakultas di Majelis Pendidikan Tinggi Muhammadiyah (orang), 2019 - 2021**  
*Number of Students and Lecturers by Faculty in Muhammadiyah High Education Board (people), 2019 - 2021*

| Fakultas<br><i>Faculty</i>                | 2019                             |                          | 2020                             |                          | 2021                             |                          |
|---|----------------------------------|--------------------------|----------------------------------|--------------------------|----------------------------------|--------------------------|
|   | Maha-<br>siswa<br><i>Student</i> | Dosen<br><i>Lecturer</i> | Maha-<br>siswa<br><i>Student</i> | Dosen<br><i>Lecturer</i> | Maha-<br>siswa<br><i>Student</i> | Dosen<br><i>Lecturer</i> |
| (1)                                       | (2)                              | (3)                      | (4)                              | (5)                      | (6)                              | (7)                      |
| <b>Sekolah Tinggi Ilmu Ekonomi (STIE)</b> |                                  |                          |                                  |                          |                                  |                          |
| * Manajemen/ <i>Management</i>            | 379                              | } 26                     | 297                              | } 28                     | 256                              | } 32                     |
| * Akuntansi/ <i>Accountancy</i>           | 191                              |                          | 160                              |                          | 113                              |                          |
| <b>Sekolah Tinggi Ilmu Hukum (STIH)</b>   |                                  |                          |                                  |                          |                                  |                          |
| * Hukum/ <i>Law</i>                       | 373                              | 14                       | 401                              | 16                       | 341                              | 16                       |
| <b>Jumlah/Total</b>                       | <b>943</b>                       | <b>40</b>                | <b>858</b>                       | <b>44</b>                | <b>710</b>                       | <b>48</b>                |

Sumber : Majelis Pendidikan Tinggi Muhammadiyah Kisaran

Source : Muhammadiyah High Education Board of Kisaran

**Tabel** 4.1.15 **Jumlah Mahasiswa dan Dosen Menurut Fakultas di Institut Agama Islam Da'ar Al Uluum Asahan (orang), 2019 - 2021**  
**Table** 4.1.15 **Number of Student, and Lecturers by Faculty in Daar Al Uluum Islamic Institute of Asahan (people), 2019 – 2021**

| Fakultas<br>Faculty  | 2019                      |                   | 2020                      |                   | 2021                      |                   |
|----------------------|---------------------------|-------------------|---------------------------|-------------------|---------------------------|-------------------|
|                      | Maha-<br>siswa<br>Student | Dosen<br>Lecturer | Maha-<br>siswa<br>Student | Dosen<br>Lecturer | Maha-<br>siswa<br>Student | Dosen<br>Lecturer |
| (1)                  | (2)                       | (3)               | (4)                       | (5)               | (6)                       | (7)               |
| 1 Tarbiyah           | 834                       | 34                | 746                       | 34                | 842                       | 34                |
| 2 Da'wah             | 103                       | 29                | 377                       | 29                | 141                       | 29                |
| 3 Syari'ah           | 411                       | 33                | 129                       | 33                | 371                       | 33                |
| <b>Jumlah/ Total</b> | <b>1 348</b>              | <b>96</b>         | <b>1 252</b>              | <b>96</b>         | <b>1 354</b>              | <b>96</b>         |

Sumber : Institut Agama Islam Daar Al Uluum (IAIDU) Asahan

Source : IAIDU Asahan

**Tabel**  
**Table**      **4.1.16**      **Jumlah Mahasiswa Perguruan Tinggi Swasta di Kabupaten Asahan (orang), 2017 - 2021**  
**Number of Private Higher Education Students in Asahan Regency (people), 2017 - 2021**

|                     | Perguruan Tinggi<br><i>Private Higher Education</i> | Tahun<br><i>Year</i> |              |              |              |              |
|---------------------|---|----------------------|--------------|--------------|--------------|--------------|
|                     |   | 2017                 | 2018         | 2019         | 2020         | 2021         |
|                     | (1)   | (2)                  | (3)          | (4)          | (5)          | (6)          |
| 1.                  | Universitas Asahan                                  | 933                  | 995          | 947          | 1 020        | 1 325        |
| 2.                  | IAI Daar Al Uluum                                   | 1 034                | 1 120        | 1 348        | 1 252        | 1 354        |
| 3.                  | STIH Muhammadiyah                                   | 662                  | 562          | 373          | 401          | 341          |
| 4.                  | STIE Muhammadiyah                                   | 607                  | 334          | 570          | 457          | 369          |
| 5.                  | AMIK Intelkom Global Indo                           | 262                  | 250          | -            | -            | -            |
| 6.                  | AMIK Royal  | 424                  | 320          | 3 322        | 3 305        | 3 464        |
| 7.                  | <b>STMIK Royal</b>                                  | 3 139                | 3 109        |              |              |              |
| 8.                  | AKPER Yagma   | 26                   | 49           | 53           | 65           | 52           |
| 9.                  | AKPER Kisaran                                       | 171                  | 112          | 140          | -            | -            |
| 10.                 | AKBID Bina Daya Husada                              | 54                   | 56           | 16           | 17           | 65           |
| 11.                 | STIKES Asyifa                                       | 75                   | 70           | 124          | 129          | 175          |
| 12.                 | AKBID Ibtisam Aulia                                 | 76                   | 60           | -            | -            | -            |
| <b>Jumlah/Total</b> |   | <b>7 463</b>         | <b>7 037</b> | <b>6 893</b> | <b>6 646</b> | <b>7 145</b> |

Sumber : Perguruan Tinggi Swasta Kabupaten Asahan

Source : *Private Higher Education of Asahan Regency*

Tahun 2019 AMIK dan STMIK Royal bergabung menjadi STMIK ROYAL



**Tabel**  
**Table**      **4.1.17**      **Jumlah Dosen Perguruan Tinggi Swasta di Kabupaten Asahan, 2017 - 2021**  
**Number of Private Higher Education Lecturers in Asahan Regency, 2017 - 2021**

| Perguruan Tinggi<br><i>Private Higher Education</i> |                                  | Tahun<br><i>Year</i> |            |            |            |            |
|---|----------------------------------|----------------------|------------|------------|------------|------------|
|   |                                  | 2017                 | 2018       | 2019       | 2020       | 2021       |
| (1)   |                                  | (2)                  | (3)        | (4)        | (5)        | (6)        |
| 1.  | Universitas Asahan               | 121                  | 131        | 131        | 130        | 135        |
| 2.  | IAI Daar Al Uluum                | 96                   | 96         | 96         | 96         | 96         |
| 3.  | STIH Muhammadiyah                | 17                   | 14         | 14         | 16         | 16         |
| 4.  | STIE Muhammadiyah                | 34                   | 33         | 26         | 28         | 32         |
| 5.  | AMIK Intelkom Global Indo        | 71                   | 25         | -          | -          | -          |
| 6.  | AMIK Royal                       | 31                   | 28         | 98         | 91         | 91         |
| 7.  | <b>STMIK Royal</b> (Dosen Tetap) | 76                   | 82         |            |            |            |
| 8.  | AKPER Yagma                      | 15                   | 15         | 15         | 15         | 15         |
| 9.  | AKPER Kisaran                    | 9                    | 13         | 8          | -          | -          |
| 10.   | AKBID Bina Daya Husada           | 16                   | 21         | 16         | 10         | 10         |
| 11.   | STIKES Asyifa                    | 13                   | 8          | 23         | 33         | 29         |
| 12.   | AKBID Ibtisam Aulia              | 22                   | 10         | -          | -          | -          |
| <b>Jumlah/Total</b>                                 |                                  | <b>521</b>           | <b>476</b> | <b>427</b> | <b>419</b> | <b>424</b> |

Sumber : Perguruan Tinggi Swasta Kabupaten Asahan

Source : *Private Higher Education of Asahan Regency*

Tahun 2019 AMIK dan STMIK Royal bergabung menjadi STMIK ROYAL

**Tabel**  
**Table**      **4.1.18**      **Jumlah Gedung, Bilik, Pelajar dan Guru/Pengajar Akademi Keperawatan Kabupaten Asahan, 2017 - 2021**  
*Number of Building, Classrooms, Pupils and Lecturers of Asahan Regency Nursing Academy, 2017 - 2021*

| Uraian<br><i>Description</i>   | Tahun<br><i>Year</i> |            |            |        |        |
|--------------------------------|----------------------|------------|------------|--------|--------|
|                                | 2017                 | 2018       | 2019       | 2020*) | 2021*) |
| (1)                            | (2)                  | (3)        | (4)        | (5)    | (6)    |
| Gedung/ <i>Building</i>        | 2                    | 2          | 2          | -      | -      |
| Bilik/ <i>Classroom</i>        | 24                   | 24         | 24         | -      | -      |
| Siswa/ <i>Pupil</i>            |                      |            |            |        |        |
| Laki-laki/ <i>Male</i>         | 59                   | 66         | 52         | -      | -      |
| Perempuan/ <i>Female</i>       | 112                  | 46         | 88         | -      | -      |
| <b>Jumlah/<i>Total</i></b>     | <b>171</b>           | <b>112</b> | <b>140</b> | -      | -      |
| Guru/Pengajar/ <i>Lecturer</i> |                      |            |            |        |        |
| Laki-laki/ <i>Male</i>         | 5                    | 7          | 5          | -      | -      |
| Perempuan/ <i>Female</i>       | 4                    | 6          | 3          | -      | -      |
| <b>Jumlah/<i>Total</i></b>     | <b>9</b>             | <b>13</b>  | <b>8</b>   | -      | -      |
| Staf/ <i>Staff</i>             |                      |            |            |        |        |
| Laki-laki/ <i>Male</i>         | 2                    | 2          | 2          | -      | -      |
| Perempuan/ <i>Female</i>       | 7                    | 7          | 7          | -      | -      |
| <b>Jumlah/<i>Total</i></b>     | <b>9</b>             | <b>9</b>   | <b>9</b>   | -      | -      |

Sumber : Akademi Keperawatan Kisaran

Source : Kisaran Nursing Academy

Ket : Akademi Keperawatan Kisaran Sudah Tutup

**Tabel** 4.1.19 **Jumlah Buku Kantor Perpustakaan, Arsip dan Dokumentasi Kabupaten Asahan, 2021**  
**Table** 4.1.19 **Number of Offices Book Library, Archives and Documentation in Asahan Regency, 2021**

| Uraian<br><i>Description</i>                                  | 000<br>Karya<br>Umum<br><i>Public<br/>Works</i> |              | 100<br>Filsafat<br><i>Philosophy</i> |              | 200<br>Agama<br><i>Religion</i> |              | 300<br>Ilmu Sosial<br><i>Social<br/>Sciences</i> |              |
|---|---|--------------|--------------------------------------|--------------|---------------------------------|--------------|--|--------------|
|   | JDL   | Ex           | JDL                                  | Ex           | JDL                             | Ex           | JDL  | Ex           |
| (1)   | (2)   | (3)          | (4)                                  | (5)          | (6)                             | (7)          | (8)  | (9)          |
| 1. R. Baca Umum/<br><i>Public Reading<br/>Room</i>            | 437   | 1 682        | 413                                  | 1 072        | 2 547                           | 6 916        | 1 994  | 3 458        |
| 2. R. Baca<br>Referensi/<br><i>Reference<br/>Reading Room</i> | 102   | 155          | 25                                   | 46           | 35                              | 381          | 1 476  | 2 328        |
| 3. R. Baca Anak/<br><i>Children's<br/>Reading Room</i>        | 56  | 290          | 78                                   | 178          | 258                             | 805          | 323  | 683          |
| 4. Mobil Pintar/<br><i>Smart Car</i>                          | 50  | 129          | 61                                   | 239          | 363                             | 1 104        | 105  | 235          |
| 5. Per. Keliling/<br><i>Mobile Library</i>                    | 65  | 211          | 83                                   | 486          | 241                             | 598          | 168  | 524          |
| <b>Jumlah/Total</b>   | <b>710</b>                                      | <b>2 467</b> | <b>660</b>                           | <b>2 021</b> | <b>3 444</b>                    | <b>9 804</b> | <b>4 066</b>                                     | <b>7 228</b> |

Lanjutan Tabel/*Continued Table* 4.1.19

| Uraian<br><i>Description</i>                                  | 400<br>Bahasa<br><i>Language</i> |              | 500<br>Ilmu Murni<br><i>Pure Science</i> |              | 600<br>Ilmu, Teknologi<br>(Terapan)<br><i>Science,<br/>Technology<br/>(Applied)</i> |              |
|---|----------------------------------|--------------|--|--------------|---|--------------|
|   | JDL                              | Ex           | JDL                                      | Ex           | JDL   | Ex           |
| (1)   | (12)                             | (13)         | (14)                                     | (15)         | (16)  | (17)         |
| 1. R. Baca Umum/<br><i>Public Reading<br/>Room</i>            | 541                              | 812          | 956                                      | 1 367        | 1 593   | 5 465        |
| 2. R. Baca<br>Referensi/<br><i>Reference<br/>Reading Room</i> | 59                               | 145          | 101                                      | 231          | 82  | 142          |
| 3. R. Baca Anak/<br><i>Children's<br/>Reading Room</i>        | 90                               | 250          | 311                                      | 440          | 100   | 120          |
| 4. Mobil Pintar/<br><i>Smart Car</i>                          | 110                              | 287          | 135                                      | 414          | 188   | 419          |
| 5. Per. Keliling/<br><i>Mobile Library</i>                    | 88                               | 309          | 118                                      | 424          | 472   | 1 526        |
| <b>Jumlah/Total</b>   | <b>888</b>                       | <b>1 803</b> | <b>1 621</b>                             | <b>2 876</b> | <b>2 435</b>  | <b>7 672</b> |

Lanjutan Tabel/*Continued Table* 4.1.19

| Uraian<br><i>Description</i>                               | 700<br>Seni, Olah Raga<br>(Rekreasi)<br><i>Art, Sport<br/>(Recreation)</i> |              | 800<br>Sastra<br><i>Literature</i> |              | 900<br>Sejarah,<br>Geografi,<br>Biografi<br><i>History,<br/>Geography,<br/>Biography</i> |              |
|--|--|--------------|------------------------------------|--------------|--|--------------|
|  | JDL  | Ex           | JDL                                | Ex           | JDL  | Ex           |
|  | (16)   | (17)         | (18)                               | (19)         | (20)   | (21)         |
| 1. R. Baca Umum/<br><i>Public Reading<br/>Room</i>         | 676  | 926          | 1 565                              | 2 303        | 573  | 855          |
| 2. R. Baca Referensi/<br><i>Reference Reading<br/>Room</i> | 22   | 54           | 38                                 | 83           | 87   | 137          |
| 3. R. Baca Anak/<br><i>Children's Reading<br/>Room</i>     | 98   | 239          | 558                                | 707          | 129  | 187          |
| 4. Mobil Pintar/<br><i>Smart Car</i>                       | 340  | 949          | 714                                | 1 318        | 233  | 631          |
| 5. Per. Keliling/<br><i>Mobile Library</i>                 | 172  | 456          | 281                                | 823          | 193  | 536          |
| <b>Jumlah/Total</b>  | <b>1 308</b>   | <b>2 624</b> | <b>3 156</b>                       | <b>5 234</b> | <b>1 215</b>   | <b>2 346</b> |

Sumber : Dinas Perpustakaan dan Kearsipan Kabupaten Asahan

Source : *Office of Libraries and Archives Asahan Regency*

**Tabel** 4.1.20 **Jumlah Pengunjung Kantor Perpustakaan, Arsip dan Dokumentasi Kabupaten Asahan (orang), 2021**  
**Table** 4.1.20 **Number of Visitors Library Office, Archives and Documentation in Asahan Regency (people), 2021**

| Bulan<br>Month      | SD         |            | SMP        |            | SMA        |            |
|---------------------|------------|------------|------------|------------|------------|------------|
|                     | L/M        | P/F        | L/M        | P/F        | L/M        | P/F        |
| (1)                 | (2)        | (3)        | (4)        | (5)        | (6)        | (7)        |
| Januari/January     | 32         | 46         | 26         | 32         | 35         | 52         |
| Pebruari/February   | 44         | 50         | 29         | 43         | 40         | 99         |
| Maret/March         | 56         | 75         | 34         | 52         | 75         | 237        |
| April/April         | 35         | 57         | 29         | 38         | 47         | 77         |
| Mei/May             | 26         | 36         | 27         | 27         | 30         | 45         |
| Juni/June           | 48         | 35         | 36         | 37         | 85         | 57         |
| Juli/July           | 30         | 57         | 30         | 30         | 42         | 86         |
| Agustus/August      | 28         | 50         | 27         | 38         | 42         | 92         |
| September/September | 43         | 66         | 45         | 63         | 64         | 129        |
| Oktober/October     | 45         | 43         | 29         | 29         | 44         | 44         |
| Nopember/November   | 35         | 30         | 29         | 90         | 48         | 102        |
| Desember/December   | 59         | 53         | 31         | 48         | 41         | 102        |
| <b>Jumlah/Total</b> | <b>481</b> | <b>598</b> | <b>372</b> | <b>527</b> | <b>593</b> | <b>122</b> |

Lanjutan Tabel/Continued Table 4.1.20

| Bulan<br>Month       | Mahasiswa<br>College Student |              | Umum<br>General |            | Mobil Keliling<br>Rounding Car |              |
|----------------------|------------------------------|--------------|-----------------|------------|--------------------------------|--------------|
|                      | L/M                          | P/F          | L/M             | P/F        | L/M                            | P/F          |
| (1)                  | (8)                          | (9)          | (10)            | (11)       | (12)                           | (13)         |
| Januari/January      | 62                           | 131          | 62              | 44         | -                              | -            |
| Pebruari/February    | 89                           | 335          | 83              | 55         | 125                            | 165          |
| Maret/March          | 101                          | 236          | 75              | 72         | 358                            | 353          |
| April/April          | 88                           | 191          | 93              | 54         | -                              | -            |
| Mei/May              | 40                           | 61           | 55              | 39         | -                              | -            |
| Juni/June            | 142                          | 59           | 66              | 83         | 181                            | 201          |
| Juli/July            | 58                           | 120          | 87              | 95         | 143                            | 167          |
| Agustus/August       | 87                           | 128          | 100             | 71         | -                              | -            |
| September/September  | 89                           | 288          | 71              | 97         | 226                            | 260          |
| Oktober/October      | 167                          | 209          | 43              | 45         | 8                              | 13           |
| Nopember/November    | 118                          | 343          | 66              | 97         | -                              | -            |
| Desember/December    | 80                           | 280          | 60              | 96         | -                              | -            |
| <b>Jumlah/ Total</b> | <b>1 121</b>                 | <b>2 381</b> | <b>861</b>      | <b>848</b> | <b>1 041</b>                   | <b>1 159</b> |

Lanjutan Tabel/*Continued Table 4.1.20*

| Bulan<br>Month              | Pintar<br><i>Smart Library</i> |              | Jumlah<br><i>Total</i> |              | Jlh (L+P)<br><i>Total<br/>(M+F)</i> |
|-----------------------------|--------------------------------|--------------|------------------------|--------------|-------------------------------------|
|                             | L/M                            | P/F          | L/M                    | P/F          |                                     |
| (1)                         | (8)                            | (9)          | (12)                   | (13)         | (14)                                |
| Januari/ <i>January</i>     | -                              | -            | 217                    | 305          | 522                                 |
| Pebruari/ <i>February</i>   | -                              | 298          | 531                    | 1 045        | 1 576                               |
| Maret/ <i>March</i>         | 121                            | 488          | 1 042                  | 1 513        | 2 555                               |
| April/ <i>April</i>         | 343                            | -            | 292                    | 417          | 709                                 |
| Mei/ <i>May</i>             | -                              | -            | 178                    | 208          | 386                                 |
| Juni/ <i>June</i>           | -                              | 263          | 750                    | 735          | 1 485                               |
| Juli/ <i>July</i>           | 192                            | 175          | 566                    | 730          | 1 296                               |
| Agustus/ <i>August</i>      | 176                            | -            | 284                    | 379          | 663                                 |
| September/ <i>September</i> | -                              | 422          | 963                    | 1 325        | 2 288                               |
| Oktober/ <i>October</i>     | 425                            | -            | 336                    | 383          | 719                                 |
| Nopember/ <i>November</i>   | -                              | -            | 296                    | 662          | 958                                 |
| Desember/ <i>December</i>   | -                              | -            | 271                    | 579          | 850                                 |
| <b>Jumlah/<i>Total</i></b>  | <b>1 257</b>                   | <b>1 646</b> | <b>5 726</b>           | <b>8 281</b> | <b>14 007</b>                       |

Sumber : Dinas Perpustakaan dan Kearsipan Kabupaten Asahan

Source : *Office of Libraries and Archives Asahan Regency*



**Tabel** 4.1.21 **Data Teknis Dinas Kepemudaan, Olahraga dan Pariwisata Kabupaten Asahan, 2019 – 2021**  
**Table** 4.1.21 **Technical Data Department of Youth, Sports and Tourism in Asahan Regency, 2019 – 2021**

| Uraian<br>Description |   | 2019    | 2020    | 2021    |
|-----------------------|---|---------|---------|---------|
| (1)                   |   | (2)     | (3)     | (4)     |
| <b>A</b>              | <b>PEMUDA</b>                                 |         |         |         |
| 1.                    | Jumlah Organisasi Pemuda                      | 69      | 69      | 69      |
| 2.                    | Jumlah Kegiatan Kepemudaan                    | 28      | 28      | 11      |
| 3.                    | Gelanggang/Balai Remaja (selain milik swasta) | 7       | 7       | 7       |
| <b>B</b>              | <b>OLAHRAGA</b>                               |         |         |         |
| 1.                    | Jumlah Organisasi Olahraga                    | 29      | 29      | 35      |
| 2.                    | Jumlah Olahraga Unggulan                      | 20      | 20      | 13      |
| 3.                    | Jumlah Club Olahraga                          | 230     | 230     | 279     |
| 4.                    | Jumlah Kegiatan Olahraga                      | 29      | 29      | 1       |
| 5.                    | Jumlah Gedung Olahraga                        | 18      | 18      | 18      |
| 6.                    | Jumlah Lapangan Olahraga                      | 254     | 254     | 254     |
| <b>C</b>              | <b>PARIWISATA</b>                             |         |         |         |
| 1.                    | Jumlah Organisasi Kelompok Wisata             | 14      | 14      | 14      |
| 2.                    | Jumlah Lokasi Wisata                          | 21      | 21      | 23      |
| 3.                    | Jumlah Kunjungan Ke Tempat Wisata             | 298 906 | 298 906 | 122 169 |
| 4.                    | Jumlah Resoran/Rumah Makan                    | 75      | 75      | 130     |
| 5.                    | Jumlah Kegiatan Pengunjung Pariwisata         | -       | -       | -       |
| 6.                    | Jumlah Hotel                                  | 26      | 26      | 29      |
| 7.                    | Partisipasi Promosi Pariwisata dalam dan luar | 2       | 2       | -       |
| 8.                    | Sosialisasi Sapta Pesona                      | -       | -       | -       |

Sumber : Dinas Kepemudaan, Olahraga dan Pariwisata Kabupaten Asahan

Source : Department of Youth, Sports and Tourism Asahan Regency

## 4.2 Kesehatan/*Health*

**Tabel**  
**Table**

4.2.1

**Jumlah Desa/Kelurahan Yang Memiliki Sarana Kesehatan Menurut Kecamatan di Kabupaten Asahan, 2019 – 2021**  
***Number of Villages Having Health Facilities by Subdistrict in Asahan Regency, 2019 – 2021***

| Kecamatan<br><i>District</i> | Rumah Sakit<br><i>Hospital</i> |           |           | Rumah Sakit Bersalin<br><i>Maternity Hospital</i> |          |          |
|------------------------------|--------------------------------|-----------|-----------|---|----------|----------|
|                              | 2019                           | 2020      | 2021      | 2019  | 2020     | 2021     |
| (1)                          | (2)                            | (3)       | (4)       | (5)   | (6)      | (7)      |
| 1. B. P. Mandoge             | -                              | -         | 1         | -   | -        | -        |
| 2. Bandar Pulau              | -                              | -         | -         | -   | -        | -        |
| 3. Aek Songsongan            | -                              | -         | -         | -   | -        | -        |
| 4. Rahuning                  | -                              | -         | -         | -   | -        | -        |
| 5. Pulau Rakyat              | -                              | -         | -         | -   | -        | -        |
| 6. Aek Kuasan                | 1                              | 1         | -         | -   | -        | -        |
| 7. Aek Ledong                | 2                              | 2         | 1         | -   | -        | -        |
| 8. Sei Kepyang               | -                              | -         | -         | -   | -        | -        |
| 9. Sei Kepyang Barat         | -                              | -         | -         | -   | -        | -        |
| 10. Sei Kepyang Timur        | -                              | -         | -         | -   | -        | -        |
| 11. Tanjung Balai            | -                              | -         | -         | -   | -        | -        |
| 12. Simpang Empat            | -                              | -         | -         | -   | -        | -        |
| 13. Teluk Dalam              | -                              | -         | 1         | -   | -        | -        |
| 14. Air Batu                 | -                              | -         | -         | -   | -        | -        |
| 15. Sei Dadap                | 1                              | 1         | 1         | -   | -        | -        |
| 16. Buntu Pane               | -                              | -         | -         | -   | -        | -        |
| 17. Tinggi Raja              | -                              | -         | -         | -   | -        | -        |
| 18. Setia Janji              | -                              | -         | -         | -   | -        | -        |
| 19. Meranti                  | -                              | -         | -         | -   | -        | -        |
| 20. Pulo Bandring            | -                              | -         | -         | -   | -        | -        |
| 21. Rawang Panca Arga        | -                              | -         | -         | -   | -        | -        |
| 22. Air Joman                | -                              | -         | -         | -   | -        | -        |
| 23. Silau Laut               | -                              | -         | -         | -   | -        | -        |
| 24. Kisaran Barat            | 4                              | 5         | 5         | 1   | -        | -        |
| 25. Kisaran Timur            | 4                              | 2         | 2         | 1   | -        | -        |
| <b>Asahan</b>                | <b>12</b>                      | <b>11</b> | <b>11</b> | <b>2</b>  | <b>-</b> | <b>-</b> |

Lanjutan Tabel/*Continued Table 4.2.1*

| Kecamatan<br><i>District</i> | Poliklinik<br><i>Polyclinic</i> |           |           | Puskesmas<br><i>Public Health Center</i> |           |           |
|------------------------------|---------------------------------|-----------|-----------|--|-----------|-----------|
|                              | 2019                            | 2020      | 2021      | 2019                                     | 2020      | 2021      |
| (1)                          | (2)                             | (3)       | (4)       | (5)                                      | (6)       | (7)       |
| 1. B. P. Mandoge             | 3                               | 3         | 4         | 2  | 2         | 2         |
| 2. Bandar Pulau              | 3                               | 3         | 3         | 1  | 1         | 2         |
| 3. Aek Songsongan            | 1                               | -         | 1         | 1  | 1         | -         |
| 4. Rahuning                  | 5                               | 5         | 4         | 2  | 1         | 2         |
| 5. Pulau Rakyat              | 4                               | 4         | 3         | 2  | 2         | 2         |
| 6. Aek Kuasan                | 2                               | 2         | 2         | 1  | 1         | -         |
| 7. Aek Ledong                | 3                               | 2         | 3         | 1  | 1         | 1         |
| 8. Sei Kepayang              | -                               | -         | -         | 1  | 1         | 1         |
| 9. Sei Kepayang Barat        | -                               | -         | -         | 1  | 1         | 1         |
| 10. Sei Kepayang Timur       | -                               | -         | -         | 1  | 1         | 1         |
| 11. Tanjung Balai            | -                               | -         | -         | 2  | 2         | 2         |
| 12. Simpang Empat            | 2                               | 4         | 6         | 1  | 1         | 1         |
| 13. Teluk Dalam              | 3                               | 3         | 3         | 1  | 1         | 1         |
| 14. Air Batu                 | 4                               | 8         | 5         | 2  | 2         | 2         |
| 15. Sei Dadap                | 5                               | 6         | 8         | 1  | 1         | 1         |
| 16. Buntu Pane               | 3                               | 5         | 6         | 1  | 1         | 2         |
| 17. Tinggi Raja              | -                               | 1         | 2         | 1  | 1         | 1         |
| 18. Setia Janji              | -                               | -         | -         | 2  | 1         | 2         |
| 19. Meranti                  | 1                               | 1         | 1         | 1  | 1         | 1         |
| 20. Pulo Bandring            | 3                               | 4         | 2         | 1  | 1         | 2         |
| 21. Rawang Panca Arga        | -                               | -         | -         | 1  | 1         | 1         |
| 22. Air Joman                | 3                               | 3         | 3         | 1  | 1         | 1         |
| 23. Silau Laut               | 2                               | 1         | -         | 1  | 1         | 1         |
| 24. Kisaran Barat            | 6                               | 6         | 8         | 1  | 1         | 2         |
| 25. Kisaran Timur            | 6                               | 7         | 6         | 2  | 2         | 2         |
| <b>Asahan</b>                | <b>59</b>                       | <b>68</b> | <b>70</b> | <b>32</b>                                | <b>30</b> | <b>34</b> |

Lanjutan Tabel/*Continued Table 4.2.1*

| Kecamatan<br><i>District</i> | Puskesmas Pembantu<br><i>Subsidiary of Public<br/>Health Center</i> |            |            | Apotek<br><i>Pharmacy</i> |           |           |
|------------------------------|---|------------|------------|---------------------------|-----------|-----------|
|                              | 2019  | 2020       | 2021       | 2019                      | 2020      | 2021      |
| (1)                          | (2)   | (3)        | (4)        | (5)                       | (6)       | (7)       |
| 1. B. P. Mandoge             | 8   | 8          | 9          | 2                         | 3         | 4         |
| 2. Bandar Pulau              | 3   | 3          | 3          | 3                         | -         | -         |
| 3. Aek Songsongan            | 5   | 4          | 4          | -                         | -         | 2         |
| 4. Rahuning                  | 1   | 1          | 1          | 1                         | 3         | 2         |
| 5. Pulau Rakyat              | 9   | 9          | 9          | 2                         | 2         | 4         |
| 6. Aek Kuasan                | 4   | 4          | 4          | 1                         | 4         | -         |
| 7. Aek Ledong                | 3   | 3          | 3          | 2                         | 1         | 1         |
| 8. Sei Kepayang              | 4   | 4          | 4          | -                         | -         | 4         |
| 9. Sei Kepayang Barat        | 4   | 4          | 4          | 1                         | 1         | 1         |
| 10. Sei Kepayang Timur       | 5   | 5          | 5          | -                         | -         | -         |
| 11. Tanjung Balai            | 5   | 4          | 4          | -                         | 1         | -         |
| 12. Simpang Empat            | 6   | 6          | 6          | 1                         | 1         | 3         |
| 13. Teluk Dalam              | 3   | 3          | 3          | -                         | 1         | -         |
| 14. Air Batu                 | 5   | 6          | 5          | 4                         | 6         | 7         |
| 15. Sei Dadap                | 4   | 4          | 4          | -                         | -         | 2         |
| 16. Buntu Pane               | 6   | 6          | 6          | 6                         | 7         | 5         |
| 17. Tinggi Raja              | 2   | 2          | 1          | 1                         | -         | -         |
| 18. Setia Janji              | 2   | 3          | 3          | -                         | -         | -         |
| 19. Meranti                  | 2   | 1          | 1          | -                         | 1         | 1         |
| 20. Pulo Bandring            | 6   | 6          | 6          | 1                         | 1         | 1         |
| 21. Rawang Panca Arga        | 4   | 4          | 5          | 1                         | 1         | 1         |
| 22. Air Joman                | 6   | 6          | 5          | 1                         | 1         | 2         |
| 23. Silau Laut               | 5   | 5          | 5          | -                         | -         | 1         |
| 24. Kisaran Barat            | 6   | 6          | 5          | 8                         | 8         | 8         |
| 25. Kisaran Timur            | 5   | 5          | 5          | 6                         | 7         | 7         |
| <b>Asahan</b>                | <b>113</b>  | <b>112</b> | <b>110</b> | <b>41</b>                 | <b>49</b> | <b>56</b> |

Sumber : BPS, Pendataan Potensi Desa (Podes)

Source : BPS-Statistics Indonesia, Village Potential Data Collecting

**Tabel** 4.2.2 **Jumlah Tenaga Kesehatan Menurut Kecamatan, 2021**  
**Table** **Number of Medical Personnel by Subdistrict, 2021**

|     | <b>Kecamatan</b><br><i>District</i> | <b>Dokter</b><br><i>Doctor</i> | <b>Perawat</b><br><i>Nurse</i> | <b>Bidan</b><br><i>Midwife</i> | <b>Farmasi</b><br><i>Pharmaceutical</i> | <b>Ahli Gizi</b><br><i>Nutritionist</i> |
|-----|-------------------------------------|--------------------------------|--------------------------------|--------------------------------|---|---|
|     | (1)                                 | (2)                            | (3)                            | (4)                            | (5)                                     | (6)                                     |
| 1.  | B. P. Mandoge                       | 2                              | 12                             | 25                             | 1                                       | 4                                       |
| 2.  | Bandar Pulau                        | 1                              | 5                              | 27                             | 1                                       | -                                       |
| 3.  | Aek Songsongan                      | 3                              | 10                             | 36                             | 1                                       | 1                                       |
| 4.  | Rahuning                            | 1                              | 10                             | 18                             | 1                                       | -                                       |
| 5.  | Pulau Rakyat                        | 4                              | 18                             | 64                             | 2                                       | 3                                       |
| 6.  | Aek Kuasan                          | 1                              | 12                             | 27                             | 2                                       | 1                                       |
| 7.  | Aek Ledong                          | 1                              | 5                              | 25                             | 2                                       | -                                       |
| 8.  | Sei Kepayang                        | 2                              | 17                             | 25                             | 1                                       | 1                                       |
| 9.  | Sei Kepayang Barat                  | 1                              | 7                              | 28                             | -                                       | 1                                       |
| 10. | Sei Kepayang Timur                  | 1                              | 8                              | 20                             | 1                                       | 1                                       |
| 11. | Tanjung Balai                       | 4                              | 35                             | 37                             | 2                                       | 2                                       |
| 12. | Simpang Empat                       | 2                              | 22                             | 39                             | 1                                       | 2                                       |
| 13. | Teluk Dalam                         | 1                              | 11                             | 29                             | -                                       | 1                                       |
| 14. | Air Batu                            | 3                              | 16                             | 48                             | 3                                       | 1                                       |
| 15. | Sei Dadap                           | 4                              | 10                             | 30                             | 1                                       | 2                                       |
| 16. | Buntu Pane                          | 2                              | 4                              | 27                             | -                                       | -                                       |
| 17. | Tinggi Raja                         | 2                              | 10                             | 19                             | 1                                       | 2                                       |
| 18. | Setia Janji                         | 1                              | 5                              | 15                             | -                                       | 1                                       |
| 19. | Meranti                             | 1                              | 9                              | 33                             | 1                                       | 1                                       |
| 20. | Pulo Bandring                       | 3                              | 7                              | 36                             | 1                                       | -                                       |
| 21. | Rawang Panca Arga                   | 2                              | 9                              | 26                             | 1                                       | 3                                       |
| 22. | Air Joman                           | 3                              | 20                             | 38                             | 1                                       | 1                                       |
| 23. | Silau Laut                          | 3                              | 7                              | 28                             | 1                                       | 1                                       |
| 24. | Kisaran Barat                       | 3                              | 14                             | 41                             | 3                                       | 1                                       |
| 25. | Kisaran Timur                       | 4                              | 22                             | 55                             | 5                                       | 4                                       |
|     | <b>Asahan</b>                       | <b>55</b>                      | <b>310</b>                     | <b>810</b>                     | <b>33</b>                               | <b>34</b>                               |

Sumber : Dinas Kesehatan Kabupaten Asahan

Source : Health Service of Asahan Regency

Tabel  
Table

4.2.3

Jumlah Rumah Sakit Umum, Rumah Sakit Khusus, Rumah Sakit/Rumah Bersalin, Puskesmas, Klinik/Balai Kesehatan, Posyandu, dan Polindes Menurut Kecamatan di Kabupaten Asahan, 2020 dan 2021

*Number of General Hospital, Special Hospital, and Public Health Center by Subdistrict in Asahan Regency, 2020 and 2021*

| Kecamatan<br><i>District</i> | Rumah Sakit<br>Umum<br><i>General<br/>Hospital</i> |           | Rumah Sakit<br>Bersalin/Rumah<br>Bersalin<br><i>Maternity Hospital</i> |          | Puskesmas<br><i>Public Health<br/>Center</i> |           |
|------------------------------|--|-----------|--|----------|--|-----------|
|                              | 2020   | 2021      | 2020   | 2021     | 2020   | 2021      |
| (1)                          | (2)  | (3)       | (4)  | (5)      | (6)  | (7)       |
| 1. B. P. Mandoge             | -  | -         | -  | -        | 1  | 1         |
| 2. Bandar Pulau              | -  | -         | -  | -        | 1  | 1         |
| 3. Aek Songsongan            | -  | -         | -  | -        | 1  | 1         |
| 4. Rahuning                  | -  | -         | -  | -        | 1  | 1         |
| 5. Pulau Rakyat              | -  | -         | -  | -        | 2  | 2         |
| 6. Aek Kuasan                | 1  | 1         | -  | -        | 1  | 1         |
| 7. Aek Ledong                | 1  | 1         | -  | -        | 1  | 1         |
| 8. Sei Kepayang              | -  | -         | -  | -        | 1  | 1         |
| 9. Sei Kepayang Barat        | -  | -         | -  | -        | 1  | 1         |
| 10. Sei Kepayang Timur       | -  | -         | -  | -        | 1  | 1         |
| 11. Tanjung Balai            | -  | -         | -  | -        | 2  | 2         |
| 12. Simpang Empat            | -  | -         | -  | -        | 1  | 1         |
| 13. Teluk Dalam              | -  | -         | -  | -        | 1  | 1         |
| 14. Air Batu                 | -  | -         | -  | -        | 2  | 2         |
| 15. Sei Dadap                | 1  | 1         | -  | -        | 1  | 1         |
| 16. Buntu Pane               | -  | -         | -  | -        | 1  | 1         |
| 17. Tinggi Raja              | -  | -         | -  | -        | 1  | 1         |
| 18. Setia Janji              | -  | -         | -  | -        | 1  | 1         |
| 19. Meranti                  | -  | -         | -  | -        | 1  | 1         |
| 20. Pulo Bandring            | -  | -         | -  | -        | 1  | 1         |
| 21. Rawang Panca Arga        | -  | -         | -  | -        | 1  | 1         |
| 22. Air Joman                | -  | -         | -  | -        | 1  | 1         |
| 23. Silau Laut               | -  | -         | -  | -        | 1  | 1         |
| 24. Kisaran Barat            | 5  | 5         | -  | -        | 1  | 1         |
| 25. Kisaran Timur            | 3  | 3         | -  | -        | 2  | 2         |
| <b>Asahan</b>                | <b>11</b>  | <b>11</b> | <b>-</b>   | <b>-</b> | <b>29</b>                                    | <b>29</b> |

Lanjutan Tabel/Continued Table 4.2.3

| Kecamatan<br><i>District</i> | Klinik/Balai<br>Kesehatan<br><i>Medical Clinic</i> |           | Posyandu<br><i>Integrated<br/>Service Post</i> |            | Poskesdes<br><i>Village Maternity<br/>Cottage</i> |           |
|------------------------------|--|-----------|--|------------|---|-----------|
|                              | 2020   | 2021      | 2020   | 2021       | 2020  | 2021      |
| (1)                          | (2)  | (3)       | (4)  | (5)        | (6)   | (7)       |
| 1. B. P. Mandoge             | 3  | 3         | 70   | 70         | 1   | 1         |
| 2. Bandar Pulau              | 2  | 2         | 27   | 27         | 5   | 5         |
| 3. Aek Songsongan            | -  | -         | 28   | 28         | 2   | 2         |
| 4. Rahuning                  | 2  | 2         | 20   | 20         | 6   | 6         |
| 5. Pulau Rakyat              | 1  | 1         | 52   | 53         | 8   | 8         |
| 6. Aek Kuasan                | 1  | 1         | 33   | 33         | 4   | 4         |
| 7. Aek Ledong                | -  | -         | 26   | 26         | 4   | 4         |
| 8. Sei Kepayang              | -  | -         | 24   | 24         | -   | -         |
| 9. Sei Kepayang Barat        | -  | -         | 21   | 21         | 1   | 1         |
| 10. Sei Kepayang Timur       | -  | -         | 16   | 16         | 1   | 1         |
| 11. Tanjung Balai            | 1  | 1         | 41   | 41         | 2   | 2         |
| 12. Simpang Empat            | -  | -         | 43   | 43         | 2   | 2         |
| 13. Teluk Dalam              | 3  | 3         | 30   | 30         | 4   | 4         |
| 14. Air Batu                 | 4  | 4         | 57   | 57         | 7   | 7         |
| 15. Sei Dadap                | 2  | 2         | 44   | 44         | 3   | 3         |
| 16. Buntu Pane               | 4  | 4         | 31   | 31         | 3   | 3         |
| 17. Tinggi Raja              | -  | -         | 40   | 40         | 4   | 4         |
| 18. Setia Janji              | -  | -         | 20   | 20         | 1   | 1         |
| 19. Meranti                  | 2  | 2         | 32   | 32         | 2   | 2         |
| 20. Pulo Bandring            | -  | -         | 42   | 42         | 5   | 5         |
| 21. Rawang Panca Arga        | -  | -         | 33   | 33         | 4   | 4         |
| 22. Air Joman                | -  | -         | 51   | 51         | 4   | 4         |
| 23. Silau Laut               | -  | -         | 29   | 29         | 2   | 2         |
| 24. Kisaran Barat            | 6  | 6         | 73   | 73         | -   | -         |
| 25. Kisaran Timur            | 5  | 5         | 81   | 81         | -   | -         |
| <b>Asahan</b>                | <b>36</b>  | <b>36</b> | <b>963</b>                                     | <b>964</b> | <b>75</b>   | <b>75</b> |

Sumber : Dinas Kesehatan Kabupaten Asahan

Source : Health Service of Asahan Regency

**Tabel** 4.2.4 **Jumlah Fasilitas Kesehatan di Kabupaten Asahan, 2018– 2021**  
**Table** 4.2.4 **Number of Health Facilities in Asahan Regency, 2018 – 2021**

| Tahun<br>Year | Rumah<br>Sakit<br>Hospital | Rumah<br>Bersalin<br>Maternity<br>Hospital | Puskesmas<br>Health Center                          | Posyandu   | Klinik/Balai<br>Kesehatan | Polindes<br>/Pos-<br>Kesdes |
|---------------|----------------------------|--|---|------------|---------------------------|-----------------------------|
| (1)           | (2)                        | (3)  | (4)   | (5)        | (6)                       | (7)                         |
|               |                            |  | <b>172</b>  |            |                           |                             |
| 2018          | 14                         | 2  | -----<br>Puskes = 29<br>Pustu = 115<br>Pusling = 28 | 964        | 28                        | 82                          |
|               |                            |  | <b>169</b>  |            |                           |                             |
| 2019          | 11                         | -  | -----<br>Puskes = 29<br>Pustu = 112<br>Pusling = 28 | 964        | 35                        | 73                          |
|               |                            |  | <b>169</b>  |            |                           |                             |
| 2020          | <b>11</b>                  | -  | -----<br>Puskes = 29<br>Pustu = 112<br>Pusling = 28 | <b>963</b> | <b>36</b>                 | <b>75</b>                   |
|               |                            |  | <b>171</b>  |            |                           |                             |
| 2021          | 11                         | -  | -----<br>Puskes = 29<br>Pustu = 114<br>Pusling = 28 | <b>964</b> | <b>36</b>                 | <b>75</b>                   |

Sumber : Dinas Kesehatan Kabupaten Asahan

Source : Health Service of Asahan Regency

Keterangan/Note: Puskesmas termasuk Puskesmas Keliling (pusling) dan Puskesmas Pembantu (pustu)



**Tabel** 4.2.5 **Jumlah Tenaga Kesehatan Menurut Unit Kerja dan Sarana Pelayanan Kesehatan di Kabupaten Asahan, 2021**  
**Table** 4.2.5 **Number of Medical Peoplenels by Work Unit Health and Medical Services in Asahan Regency, 2021**

| Unit Kerja<br><i>Work Unit</i> | Tenaga Medis<br><i>Medical Peoplenels</i> |                         |                         |                            |
|--------------------------------|---|-------------------------|-------------------------|----------------------------|
|                                | Dokter<br><i>Doctor</i>                   | Perawat<br><i>Nurse</i> | Bidan<br><i>Midwife</i> | Farmasi<br><i>Pharmacy</i> |
| (1)                            | (2)                                       | (3)                     | (4)                     | (5)                        |
| Puskesmas                      | 67  | 306                     | 776                     | 33                         |
| Instalasi farmasi              | -   | 2                       | -                       | -                          |
| Labkesda                       | -   | -                       | -                       | -                          |
| Dinkes                         | 2   | 19                      | 7                       | 3                          |
| Rumah Sakit                    | 68  | 331                     | 222                     | 31                         |
| <b>Jumlah Total</b>            | <b>137</b>                                | <b>658</b>              | <b>1 005</b>            | <b>67</b>                  |

Lanjutan Tabel/*Continued Table 4.2.5*

| Unit Kerja<br><i>Work Unit</i> | Tenaga Nonmedis<br><i>Non Medical Peoplenels</i> |   |                               |   |
|--------------------------------|--|---|-------------------------------|---|
|                                | Ahli Gizi<br><i>Nutritionists</i>                | Teknisi<br>Medis<br><i>Medical<br/>Technician*)</i> | Sanitasi<br><i>Sanitation</i> | Kesehatan<br>Masyarakat<br><i>Public Health</i> |
| (1)                            | (6)  | (7)   | (8)                           | (9)   |
| Puskesmas                      | 33   | 25  | 28                            | 53  |
| Instalasi<br>farmasi           | -  | -   | -                             | -   |
| Labkesda                       | -  | -   | -                             | -   |
| Dinkes                         | 2  | -   | 2                             | 10  |
| Rumah<br>Sakit                 | 15   | 14  | 2                             | 3   |
| <b>Jumlah<br/>Total</b>        | <b>50</b>  | <b>39</b>   | <b>32</b>                     | <b>66</b>                                       |

Sumber : Dinas Kesehatan Kabupaten Asahan

Source : *Health Service of Asahan Regency*

Ket/Note : \*) termasuk Ahli Radiologi, Fisioterapi, Penata Anastesi

**Tabel**  
**Table**      **4.2.6**      **Jumlah Dokter Spesialis, Dokter Umum, dan Dokter Gigi di Sarana Pelayanan Kesehatan Kabupaten Asahan, 2021**  
**Number of Specialist Doctors, General Doctors and Dentists in Health Service Facilities of Asahan Regency, 2021**

| <b>Unit Kerja</b><br><b>Work Unit</b> | <b>Dokter Spesialis</b><br><b>Specialist Doctors</b> | <b>Dokter Umum</b><br><b>General Doctors</b> | <b>Dokter Gigi</b><br><b>Dentists</b> |
|---------------------------------------|--|--|---------------------------------------|
| (1)                                   | (2)  | (3)  | (4)                                   |
| Puskesmas                             | -  | 55   | 26                                    |
| Rumah Sakit                           | 67   | 69   | 6                                     |
| Institusi<br>Diknakes/Diklat          | -  | -  | -                                     |
| Sarana<br>Kesehatan Lain              | -  | -  | -                                     |
| Dinkes Kab                            | -  | 1  | -                                     |
| <b>Jumlah</b><br><b>Total</b>         | <b>67</b>  | <b>125</b>                                   | <b>32</b>                             |

Sumber : Dinas Kesehatan Kabupaten Asahan

Source : Health Service of Asahan Regency

**Tabel**  
**Table**      **4.2.7**      **Jumlah Balita yang Pernah Mendapat Imunisasi di Kabupaten Asahan, 2021**  
*Number of Children Ever Been Immunized in Asahan Regency, 2021*

| Kecamatan<br><i>District</i> | Jenis Imunisasi<br><i>Immunization</i> |               |               |               |               |              |
|------------------------------|--|---------------|---------------|---------------|---------------|--------------|
|                              | BCG                                    | Polio1        | Polio2        | Polio3        | Polio4        | HBO          |
| (1)                          | (2)                                    | (3)           | (4)           | (5)           | (6)           | (7)          |
| 1. B. P. Mandoge             | 495                                    | 493           | 193           | 394           | 376           | 456          |
| 2. Bandar Pulau              | 309                                    | 309           | 155           | 329           | 329           | 283          |
| 3. Aek Songsongan            | 327                                    | 324           | 168           | 316           | 301           | 313          |
| 4. Rahuning                  | 209                                    | 199           | 91            | 207           | 205           | 167          |
| 5. Pulau Rakyat              | 513                                    | 499           | 257           | 528           | 537           | 470          |
| 6. Aek Kuasan                | 283                                    | 278           | 148           | 264           | 298           | 317          |
| 7. Aek Ledong                | 391                                    | 385           | 200           | 409           | 386           | 388          |
| 8. Sei Kepayang              | 247                                    | 235           | 116           | 260           | 249           | 254          |
| 9. Sei Kepayang Barat        | 246                                    | 256           | 109           | 247           | 246           | 236          |
| 10. Sei Kepayang Timur       | 100                                    | 95            | 53            | 90            | 78            | 91           |
| 11. Tanjung Balai            | 526                                    | 534           | 257           | 538           | 519           | 439          |
| 12. Simpang Empat            | 555                                    | 528           | 275           | 583           | 570           | 513          |
| 13. Teluk Dalam              | 291                                    | 270           | 120           | 281           | 298           | 250          |
| 14. Air Batu                 | 715                                    | 702           | 328           | 681           | 449           | 662          |
| 15. Sei Dadap                | 606                                    | 604           | 279           | 607           | 598           | 584          |
| 16. Buntu Pane               | 348                                    | 355           | 169           | 371           | 369           | 299          |
| 17. Tinggi Raja              | 272                                    | 279           | 138           | 324           | 319           | 248          |
| 18. Setia Janji              | 178                                    | 179           | 104           | 209           | 202           | 166          |
| 19. Meranti                  | 295                                    | 297           | 137           | 283           | 307           | 289          |
| 20. Pulo Bandring            | 361                                    | 350           | 171           | 321           | 352           | 342          |
| 21. Rawang Panca Arga        | 274                                    | 283           | 150           | 285           | 281           | 285          |
| 22. Air Joman                | 692                                    | 693           | 321           | 667           | 655           | 690          |
| 23. Silau Laut               | 414                                    | 414           | 195           | 376           | 307           | 386          |
| 24. Kisaran Barat            | 636                                    | 640           | 248           | 501           | 502           | 613          |
| 25. Kisaran Timur            | 1 174                                  | 1 164         | 1 003         | 1 178         | 1 135         | 1 135        |
| <b>Asahan</b>                | <b>10 440</b>                          | <b>10 358</b> | <b>10 263</b> | <b>10 251</b> | <b>10 096</b> | <b>9 895</b> |

Lanjutan Tabel/*Continued Table 4.2.7*

| Kecamatan<br><i>District</i> | Jenis Imunisasi<br><i>Immunization</i> |               |               |               |
|------------------------------|--|---------------|---------------|---------------|
|                              | MR                                     | DPTHB<br>Hib1 | DPTHB<br>Hib2 | DPTHB<br>Hib3 |
| (1)                          | (4)                                    | (5)           | (6)           | (7)           |
| 1. B. P. Mandoge             | 456                                    | 435           | 424           | 370           |
| 2. Bandar Pulau              | 304                                    | 351           | 352           | 352           |
| 3. Aek Songsongan            | 305                                    | 327           | 314           | 313           |
| 4. Rahuning                  | 122                                    | 148           | 167           | 169           |
| 5. Pulau Rakyat              | 430                                    | 500           | 500           | 486           |
| 6. Aek Kuasan                | 216                                    | 277           | 266           | 260           |
| 7. Aek Ledong                | 306                                    | 406           | 426           | 423           |
| 8. Sei Kepayang              | 214                                    | 354           | 255           | 248           |
| 9. Sei Kepayang Barat        | 222                                    | 263           | 271           | 276           |
| 10. Sei Kepayang Timur       | 53                                     | 78            | 74            | 97            |
| 11. Tanjung Balai            | 300                                    | 424           | 441           | 421           |
| 12. Simpang Empat            | 477                                    | 624           | 589           | 562           |
| 13. Teluk Dalam              | 249                                    | 273           | 288           | 312           |
| 14. Air Batu                 | 469                                    | 643           | 754           | 668           |
| 15. Sei Dadap                | 520                                    | 623           | 631           | 602           |
| 16. Buntu Pane               | 328                                    | 375           | 375           | 374           |
| 17. Tinggi Raja              | 263                                    | 267           | 272           | 299           |
| 18. Setia Janji              | 137                                    | 190           | 191           | 217           |
| 19. Meranti                  | 247                                    | 276           | 261           | 263           |
| 20. Pulo Bandring            | 375                                    | 329           | 283           | 320           |
| 21. Rawang Panca Arga        | 168                                    | 252           | 259           | 246           |
| 22. Air Joman                | 549                                    | 626           | 577           | 541           |
| 23. Silau Laut               | 296                                    | 360           | 366           | 317           |
| 24. Kisaran Barat            | 542                                    | 577           | 549           | 498           |
| 25. Kisaran Timur            | 866                                    | 983           | 976           | 960           |
| <b>Jumlah/ Total</b>         | <b>8 494</b>                           | <b>9 959</b>  | <b>9 861</b>  | <b>9 594</b>  |

Sumber : Dinas Kesehatan Kabupaten Asahan  
 Source : Health Service of Asahan Regency

**Tabel** 4.2.8 **Sepuluh Penyakit Terbesar di Kabupaten Asahan, 2021**  
**Table** 4.2.8 **Ten Biggest Disease in Asahan Regency, 2021**

|     | Jenis Penyakit<br><i>Type of Disease</i>              | Jumlah Kasus<br><i>Number of Case</i> |
|-----|---|---------------------------------------|
|     | (1)   | (2)                                   |
| 1.  | Hypertensi  | 10 204                                |
| 2.  | Ispa  | 9 718                                 |
| 3.  | Diabetes Melitus (DM)                                 | 7 013                                 |
| 4.  | Dyspepsia   | 6 021                                 |
| 5.  | Infeksi Akut lain pada Saluran Pernafasan Bagian Atas | 5 574                                 |
| 6.  | Diare   | 3 084                                 |
| 7.  | Infeksi Penyakit Usus Lainnya                         | 2 800                                 |
| 8.  | Penyakit Lainnya                                      | 2 523                                 |
| 9.  | Penyakit Kulit Alergi                                 | 2 191                                 |
| 10. | Penyakit pada Otot & Jaringan Pengikat                | 1 746                                 |

Sumber : Dinas Kesehatan Kabupaten Asahan  
 Source : Health Service of Asahan Regency

**Tabel** 4.2.9 **Jumlah Balita dan Bergizi Buruk Menurut Kecamatan di Kab. Asahan, 2021**  
**Table** 4.2.9 **Number of Toddlers and Nutritious Bad By District in Asahan Regency, 2021**

|     | <b>Kecamatan<br/>District</b> | <b>Balita<br/>Toddler</b> | <b>Gizi Buruk<br/>Nutritious Bad</b> |
|-----|-------------------------------|---------------------------|--------------------------------------|
|     | (1)                           | (2)                       | (3)                                  |
| 1.  | B. P. Mandoge                 | 3 703                     | -                                    |
| 2.  | Bandar Pulau                  | 1 647                     | -                                    |
| 3.  | Aek Songsongan                | 2 205                     | -                                    |
| 4.  | Rahuning                      | 1 868                     | -                                    |
| 5.  | Pulau Rakyat                  | 1 811                     | -                                    |
| 6.  | Aek Kuasan                    | 2 227                     | -                                    |
| 7.  | Aek Ledong                    | 2 018                     | -                                    |
| 8.  | Sei Kepayang                  | 1 845                     | 1                                    |
| 9.  | Sei Kepayang Barat            | 1 474                     | -                                    |
| 10. | Sei Kepayang Timur            | 956                       | -                                    |
| 11. | Tanjung Balai                 | 4 091                     | 1                                    |
| 12. | Simpang Empat                 | 4 207                     | 4                                    |
| 13. | Teluk Dalam                   | 1 748                     | 2                                    |
| 14. | Air Batu                      | 3 862                     | -                                    |
| 15. | Sei Dadap                     | 2 903                     | 3                                    |
| 16. | Buntu Pane                    | 2 179                     | -                                    |
| 17. | Tinggi Raja                   | 1 572                     | -                                    |
| 18. | Setia Janji                   | 1 012                     | 1                                    |
| 19. | Meranti                       | 1 867                     | -                                    |
| 20. | Pulo Bandring                 | 2 457                     | 1                                    |
| 21. | Rawang Panca Arga             | 1 639                     | 2                                    |
| 22. | Air Joman                     | 4 652                     | 3                                    |
| 23. | Silau Laut                    | 2 078                     | -                                    |
| 24. | Kisaran Barat                 | 4 630                     | 2                                    |
| 25. | Kisaran Timur                 | 6 265                     | 4                                    |
|     | <b>Asahan</b>                 | <b>64 916</b>             | <b>24</b>                            |

Sumber : Dinas Kesehatan Kabupaten Asahan

Source : Health Service of Asahan Regency

**Tabel**  
**Table**

**4.2.10 Jumlah Ibu Hamil, Melakukan Kunjungan K1, Melakukan Kunjungan K4, KEK, dan Mendapat Tablet Zat Besi (Fe) di Kabupaten Asahan, 2017 - 2021**  
*Number of Pregnant Women, Do visit K1, Conducting Visits K4, KEK, and Got Tablet Iron (Fe) in Asahan Regency, 2017 – 2021*

| Tahun       | Jumlah Ibu Hamil | Melakukan Kunjungan K1 | Melakukan Kunjungan K4 Kronis (KEK) | Kurang Energi | Mendapat Zat Besi (Fe 1) |
|-------------|------------------|------------------------|-------------------------------------|---------------|--------------------------|
| (1)         | (2)              | (3)                    | (4)                                 | (5)           | (6)                      |
| 2017        | 16 523           | 15 598                 | 15 298                              | 915           | 15 316                   |
| 2018        | 16 711           | 15 780                 | 15 099                              | 976           | 13 168                   |
| 2019        | 16 477           | 15 090                 | 14 182                              | 812           | 15 090                   |
| 2020        | 16 247           | 13 710                 | 12 560                              | 697           | 12 584                   |
| <b>2021</b> | <b>14 471</b>    | <b>1 100</b>           | <b>1 008</b>                        | <b>468</b>    | <b>10 703</b>            |

Sumber : Dinas Kesehatan Kabupaten Asahan

Source : Health Service of Asahan Regency

Ket/Note : r) = Angka Perbaikan/revised figured



**Jumlah Kasus HIV/AIDS, IMS, DBD, Diare, TB, dan Malaria Menurut Kecamatan di Kabupaten Asahan, 2021**  
**Tabel 4.2.11** *Number of Cases of HIV / AIDS, sexually transmitted infections, dengue, diarrhea, TB, and Malaria By District in Asahan Regency, 2021*

| Kecamatan<br><i>District</i> | HIV/AIDS  | IMS      | DBD       | Diare        | TB         | Malaria    |
|------------------------------|-----------|----------|-----------|--------------|------------|------------|
| (1)                          | (2)       | (3)      | (4)       | (5)          | (6)        | (7)        |
| 1. B. P. Mandoge             | 1         | -        | 8         | 179          | 32         | -          |
| 2. Bandar Pulau              | -         | -        | -         | 92           | 5          | -          |
| 3. Aek Songsongan            | 1         | -        | 1         | 197          | 19         | -          |
| 4. Rahuning                  | -         | -        | -         | 222          | 5          | -          |
| 5. Pulau Rakyat              | 1         | -        | -         | 1 294        | 14         | -          |
| 6. Aek Kuasan                | 1         | -        | -         | 271          | 18         | -          |
| 7. Aek Ledong                | 1         | -        | 1         | 81           | 6          | -          |
| 8. Sei Kepayang              | -         | -        | -         | 98           | 20         | -          |
| 9. Sei Kepayang Barat        | 1         | -        | -         | 61           | 11         | -          |
| 10. Sei Kepayang Timur       | -         | -        | -         | 135          | 14         | 378        |
| 11. Tanjung Balai            | 3         | 1        | 4         | 397          | 37         | 6          |
| 12. Simpang Empat            | 1         | -        | -         | 364          | 19         | -          |
| 13. Teluk Dalam              | 1         | -        | -         | 78           | 10         | -          |
| 14. Air Batu                 | 5         | -        | -         | 240          | 3          | 1          |
| 15. Sei Dadap                | 5         | 1        | -         | 219          | 12         | -          |
| 16. Buntu Pane               | 2         | -        | -         | 166          | 8          | 2          |
| 17. Tinggi Raja              | 1         | -        | -         | 825          | 9          | -          |
| 18. Setia Janji              | 1         | -        | -         | 47           | 4          | -          |
| 19. Meranti                  | 2         | 1        | 2         | 50           | 9          | -          |
| 20. Pulo Bandring            | 2         | -        | 2         | 322          | 4          | 3          |
| 21. Rawang Panca Arga        | 4         | -        | -         | 196          | 12         | 5          |
| 22. Air Joman                | 2         | -        | 1         | 334          | 44         | 3          |
| 23. Silau Laut               | -         | -        | 3         | 578          | 15         | 1          |
| 24. Kisaran Barat            | 2         | 1        | 14        | 637          | 35         | 114        |
| 25. Kisaran Timur            | 14        | 2        | 18        | 964          | 49         | 42         |
| <b>Asahan</b>                | <b>51</b> | <b>6</b> | <b>54</b> | <b>8 047</b> | <b>414</b> | <b>555</b> |

Sumber : Dinas Kesehatan Kabupaten Asahan

Source : Health Service of Asahan Regency

**Tabel**  
**Table****4.2.12 Jumlah Rumah Sakit Umum Menurut Kecamatan (unit), 2021**  
**Number of Public Health Centers and a Kind by District (unit), 2021**

| Kecamatan<br><i>District</i> | Rumah Sakit Umum/ <i>Public Hospital</i> |  |                                   |  |
|------------------------------|--|--|-----------------------------------|--|
|                              | Pemerintah/ <i>State</i>                 |  | Swasta/ <i>Private</i>            |  |
|                              | Rumah Sakit<br>Public<br>Hospital        | Tmp. Tidur<br>Tersedia<br><i>Bed Available</i> | Rumah Sakit<br>Public<br>Hospital | Tmp. Tidur<br>Tersedia<br><i>Bed Available</i> |
| (1)                          | (2)                                      | (3)  | (4)                               | (5)  |
| 1. B. P. Mandoge             | -  | -  | -                                 | -  |
| 2. Bandar Pulau              | -  | -  | -                                 | -  |
| 3. Aek Songsongan            | -  | -  | -                                 | -  |
| 4. Rahuning                  | -  | -  | -                                 | -  |
| 5. Pulau Rakyat              | -  | -  | -                                 | -  |
| 6. Aek Kuasan                | -  | -  | 1                                 | 93   |
| 7. Aek Ledong                | -  | -  | 1                                 | 488  |
| 8. Sei Kepayang              | -  | -  | -                                 | -  |
| 9. Sei Kepayang Barat        | -  | -  | -                                 | -  |
| 10. Sei Kepayang Timur       | -  | -  | -                                 | -  |
| 11. Tanjung Balai            | -  | -  | -                                 | -  |
| 12. Simpang Empat            | -  | -  | -                                 | -  |
| 13. Teluk Dalam              | -  | -  | -                                 | -  |
| 14. Air Batu                 | -  | -  | -                                 | -  |
| 15. Sei Dadap                | -  | -  | -                                 | -  |
| 16. Buntu Pane               | -  | -  | -                                 | -  |
| 17. Tinggi Raja              | -  | -  | -                                 | -  |
| 18. Setia Janji              | -  | -  | -                                 | -  |
| 19. Meranti                  | -  | -  | -                                 | -  |
| 20. Pulo Bandring            | -  | -  | -                                 | -  |
| 21. Rawang Panca Arga        | -  | -  | -                                 | -  |
| 22. Air Joman                | -  | -  | -                                 | -  |
| 23. Silau Laut               | -  | -  | -                                 | -  |
| 24. Kisaran Barat            | -  | -  | 5                                 | 2 093  |
| 25. Kisaran Timur            | 1  | 1 271  | 2                                 | 1 193  |
| <b>Asahan</b>                | <b>1</b>                                 | <b>1 271</b>                                   | <b>9</b>                          | <b>3 867</b>                                   |

Sumber : Dinas Kesehatan Kabupaten Asahan

Source : Health Service of Asahan Regency

**Tabel**  
**Table**      **4.2.13**  
**Jumlah Pusat Kesehatan Masyarakat dan Sejenisnya Menurut**  
**Kecamatan di Kabupaten Asahan (unit), 2021**  
**Number of Public Health Centers and a Kind by District in**  
**Asahan Regency (unit), 2021**

| Kecamatan<br><i>District</i> | Puskesmas<br><i>Public Health Centers</i> | Pustu<br><i>Public Health sub Centers</i> | Klinik    | Posyan-<br>du<br><i>Integred Health Centers</i> | Apotek<br>Umum<br><i>General Dispensaries</i> | Toko<br>Obat<br><i>Drug Store</i> | Pusling<br>/ Publik<br><i>Health Mobile</i> |
|------------------------------|---|---|-----------|---|---|-----------------------------------|---|
| (1)                          | (2)                                       | (3)                                       | (4)       | (5)   | (6)   | (7)                               | (7)   |
| 1. B. P. Mandoge             | 1   | 7   | 3         | 70  | 1   | 11                                | 1   |
| 2. Bandar Pulau              | 1   | 3   | 2         | 27  | -   | -                                 | 1   |
| 3. Aek Songsongan            | 1   | 4   | -         | 28  | 1   | 4                                 | 1   |
| 4. Rahuning                  | 1   | 1   | 2         | 20  | 2   | 2                                 | 1   |
| 5. Pulau Rakyat              | 2   | 10  | 1         | 53  | 3   | 5                                 | 2   |
| 6. Aek Kuasan                | 1   | 5   | 1         | 33  | 1   | 4                                 | 1   |
| 7. Aek Ledong                | 1   | 4   | -         | 26  | 1   | -                                 | 1   |
| 8. Sei Kepayang              | 1   | 4   | -         | 24  | -   | 1                                 | 1   |
| 9. Sei Kepayang Barat        | 1   | 4   | -         | 21  | -   | 2                                 | 1   |
| 10. Sei Kepayang Timur       | 1   | 4   | -         | 16  | -   | -                                 | 1   |
| 11. Tanjung Balai            | 2   | 6   | 1         | 41  | -   | 4                                 | 2   |
| 12. Simpang Empat            | 1   | 6   | -         | 43  | 1   | 11                                | 1   |
| 13. Teluk Dalam              | 1   | 3   | 3         | 30  | -   | 3                                 | -   |
| 14. Air Batu                 | 2   | 3   | 4         | 57  | 1   | 8                                 | 2   |
| 15. Sei Dadap                | 1   | 4   | 2         | 44  | -   | 3                                 | 1   |
| 16. Buntu Pane               | 1   | 5   | 4         | 31  | -   | 9                                 | 1   |
| 17. Tinggi Raja              | 1   | 2   | -         | 40  | -   | 1                                 | 1   |
| 18. Setia Janji              | 1   | 3   | -         | 20  | -   | 1                                 | 1   |
| 19. Meranti                  | 1   | 2   | 2         | 32  | 1   | 10                                | 1   |
| 20. Pulo Bandring            | 1   | 7   | -         | 42  | -   | 2                                 | 1   |
| 21. Rawang Panca Arga        | 1   | 4   | -         | 33  | 1   | 1                                 | 1   |
| 22. Air Joman                | 1   | 6   | -         | 51  | 3   | 7                                 | 1   |
| 23. Silau Laut               | 1   | 6   | -         | 29  | -   | 1                                 | 1   |
| 24. Kisaran Barat            | 1   | 5   | 6         | 73  | 17  | 12                                | 1   |
| 25. Kisaran Timur            | 2   | 5   | 5         | 81  | 12  | 14                                | 2   |
| <b>Asahan</b>                | <b>29</b>                                 | <b>114</b>                                | <b>36</b> | <b>964</b>                                      | <b>45</b>                                     | <b>116</b>                        | <b>28</b>                                   |

Sumber : Dinas Kesehatan Kabupaten Asahan

Source : Health Service of Asahan Regency

**Tabel**  
**Table**      **4.2.14**      **Jumlah Tenaga Dokter Pemerintah dan Swasta Menurut Kecamatan di Kabupaten Asahan (orang), 2021**  
**Number of State and Private Physicians by District in Asahan Regency (people), 2021**

|     | <b>Kecamatan</b><br><b>District</b> | <b>Dokter Umum</b><br><b>General Physicians</b> | <b>Dokter Gigi</b><br><b>Dentists</b> | <b>Dokter Spesialis</b><br><b>Specialists</b> |
|-----|-------------------------------------|---|---------------------------------------|---|
|     | (1)                                 | (2)   | (3)                                   | (4)   |
| 1.  | B. P. Mandoge                       | 2   | 1                                     | -   |
| 2.  | Bandar Pulau                        | 1   | -                                     | -   |
| 3.  | Aek Songsongan                      | 3   | 1                                     | -   |
| 4.  | Rahuning                            | 1   | 1                                     | -   |
| 5.  | Pulau Rakyat                        | 4   | 2                                     | -   |
| 6.  | Aek Kuasan                          | 1   | 2                                     | -   |
| 7.  | Aek Ledong                          | 1   | 1                                     | -   |
| 8.  | Sei Kepayang                        | 2   | 1                                     | -   |
| 9.  | Sei Kepayang Barat                  | 1   | -                                     | -   |
| 10. | Sei Kepayang Timur                  | 1   | 1                                     | -   |
| 11. | Tanjung Balai                       | 4   | 2                                     | -   |
| 12. | Simpang Empat                       | 2   | 1                                     | -   |
| 13. | Teluk Dalam                         | 5   | 1                                     | -   |
| 14. | Air Batu                            | 7   | 3                                     | -   |
| 15. | Sei Dadap                           | 4   | 1                                     | -   |
| 16. | Buntu Pane                          | 2   | 2                                     | -   |
| 17. | Tinggi Raja                         | 1   | -                                     | -   |
| 18. | Setia Janji                         | 1   | 1                                     | -   |
| 19. | Meranti                             | 1   | -                                     | -   |
| 20. | Pulo Bandring                       | 3   | 1                                     | -   |
| 21. | Rawang Panca Arga                   | 2   | 1                                     | -   |
| 22. | Air Joman                           | 3   | 1                                     | -   |
| 23. | Silau Laut                          | 3   | 1                                     | -   |
| 24. | Kisaran Barat                       | 3   | 1                                     | -   |
| 25. | Kisaran Timur                       | 9   | 2                                     | -   |
|     | <b>Asahan</b>                       | <b>67</b>                                       | <b>28</b>                             | <b>-</b>                                      |

Sumber : Dinas Kesehatan Kabupaten Asahan

Source : Health Service of Asahan Regency

**Tabel**  
**Table** 4.2.15 **Jumlah Apoteker, Sarjana Lain dan Tenaga Administrasi Menurut Kecamatan di Kabupaten Asahan (orang), 2021**  
*Number of Dispenseries, Pharmacies, Other Non Medical Graduates and Administration Workers by District in Asahan Regency (people), 2021*

| Kecamatan<br><i>District</i> |                    | Apoteker<br><i>Pharmacist</i> | Sarjana Lain<br><i>Other Non Medical Grad</i> | SPRG     | SPPH     | SPAG     | SMAK     | SAA      |
|------------------------------|--------------------|-------------------------------|---|----------|----------|----------|----------|----------|
| (1)                          |                    | (2)                           | (3)   | (4)      | (5)      | (6)      | (7)      | (8)      |
| 1.                           | B. P. Mandoge      | -                             | -   | -        | -        | -        | -        | -        |
| 2.                           | Bandar Pulau       | -                             | -   | -        | -        | -        | -        | -        |
| 3.                           | Aek Songsongan     | -                             | -   | -        | -        | -        | -        | -        |
| 4.                           | Rahuning           | -                             | -   | -        | -        | -        | -        | -        |
| 5.                           | Pulau Rakyat       | -                             | -   | -        | -        | -        | -        | -        |
| 6.                           | Aek Kuasan         | -                             | -   | -        | -        | -        | -        | -        |
| 7.                           | Aek Ledong         | -                             | -   | -        | -        | -        | -        | -        |
| 8.                           | Sei Kepayang       | -                             | -   | -        | -        | -        | -        | -        |
| 9.                           | Sei Kepayang Barat | -                             | -   | -        | -        | -        | -        | -        |
| 10.                          | Sei Kepayang Timur | -                             | -   | -        | -        | -        | -        | -        |
| 11.                          | Tanjung Balai      | -                             | -   | -        | -        | -        | -        | -        |
| 12.                          | Simpang Empat      | -                             | -   | -        | -        | -        | -        | -        |
| 13.                          | Teluk Dalam        | -                             | -   | -        | -        | -        | -        | -        |
| 14.                          | Air Batu           | 1                             | -   | -        | -        | -        | -        | -        |
| 15.                          | Sei Dadap          | -                             | -   | -        | -        | -        | -        | -        |
| 16.                          | Buntu Pane         | -                             | -   | -        | -        | -        | -        | -        |
| 17.                          | Tinggi Raja        | -                             | -   | 1        | 1        | -        | -        | -        |
| 18.                          | Setia Janji        | -                             | -   | -        | -        | -        | -        | -        |
| 19.                          | Meranti            | -                             | -   | -        | -        | -        | -        | -        |
| 20.                          | Pulo Bandring      | -                             | -   | -        | -        | -        | -        | -        |
| 21.                          | Rawang Panca Arga  | -                             | -   | -        | -        | -        | -        | -        |
| 22.                          | Air Joman          | -                             | -   | -        | -        | -        | -        | -        |
| 23.                          | Silau Laut         | -                             | -   | -        | -        | -        | -        | -        |
| 24.                          | Kisaran Barat      | 1                             | -   | -        | -        | -        | 1        | -        |
| 25.                          | Kisaran Timur      | 3                             | -   | -        | -        | -        | -        | -        |
| <b>Asahan</b>                |                    | <b>5</b>                      | <b>-</b>                                      | <b>1</b> | <b>1</b> | <b>-</b> | <b>1</b> | <b>-</b> |

Lanjutan Tabel/*Continued Table 4.2.15*

| Kecamatan<br><i>District</i> | Tenaga Administrasi/ <i>Administration Workers</i> |                                  |                             |
|------------------------------|--|----------------------------------|-----------------------------|
|                              | SMA<br><i>Senior High School</i>                   | SMP<br><i>Junior High School</i> | SD<br><i>Primary School</i> |
| (1)                          | (9)  | (10)                             | (11)                        |
| 1. B. P. Mandoge             | -  | -                                | -                           |
| 2. Bandar Pulau              | -  | -                                | -                           |
| 3. Aek Songsongan            | -  | -                                | -                           |
| 4. Rahuning                  | -  | -                                | -                           |
| 5. Pulau Rakyat              | 1  | -                                | -                           |
| 6. Aek Kuasan                | -  | -                                | -                           |
| 7. Aek Ledong                | -  | -                                | -                           |
| 8. Sei Kepayang              | -  | -                                | -                           |
| 9. Sei Kepayang Barat        | -  | -                                | -                           |
| 10. Sei Kepayang Timur       | -  | -                                | -                           |
| 11. Tanjung Balai            | -  | -                                | -                           |
| 12. Simpang Empat            | 1  | -                                | -                           |
| 13. Teluk Dalam              | -  | -                                | -                           |
| 14. Air Batu                 | -  | -                                | -                           |
| 15. Sei Dadap                | -  | -                                | -                           |
| 16. Buntu Pane               | -  | -                                | -                           |
| 17. Tinggi Raja              | -  | -                                | -                           |
| 18. Setia Janji              | -  | -                                | -                           |
| 19. Meranti                  | -  | -                                | -                           |
| 20. Pulo Bandring            | -  | -                                | -                           |
| 21. Rawang Panca Arga        | -  | -                                | -                           |
| 22. Air Joman                | -  | -                                | -                           |
| 23. Silau Laut               | -  | -                                | -                           |
| 24. Kisaran Barat            | 5  | -                                | -                           |
| 25. Kisaran Timur            | -  | -                                | -                           |
| <b>Asahan</b>                | <b>7</b>   | -                                | -                           |

Sumber : Dinas Kesehatan Kabupaten Asahan

Source : Health Service of Asahan Regency

**Tabel**  
**Table**      **4.2.16**      **Jumlah Bidan dan Perawat Pemerintah Menurut Kecamatan di Kabupaten Asahan (orang), 2021**  
**Number of State Midwife and Nurse by District in Asahan Regency (people), 2021**

|     | <b>Kecamatan</b><br><i>District</i> | <b>Bidan</b><br><i>Midwife</i> | <b>Perawat dan</b><br><b>Pembantu Perawat</b><br><i>Nurses and</i><br><i>Co-nurses</i> | <b>Jumlah</b><br><i>Total</i> |
|-----|-------------------------------------|--------------------------------|--|-------------------------------|
|     | (1)                                 | (2)                            | (3)  | (4)                           |
| 1.  | B. P. Mandoge                       | 25                             | 12   | 37                            |
| 2.  | Bandar Pulau                        | 27                             | 5  | 32                            |
| 3.  | Aek Songsongan                      | 36                             | 10   | 46                            |
| 4.  | Rahuning                            | 18                             | 10   | 28                            |
| 5.  | Pulau Rakyat                        | 64                             | 18   | 82                            |
| 6.  | Aek Kuasan                          | 27                             | 12   | 39                            |
| 7.  | Aek Ledong                          | 25                             | 5  | 30                            |
| 8.  | Sei Kepayang                        | 25                             | 17   | 42                            |
| 9.  | Sei Kepayang Barat                  | 28                             | 7  | 35                            |
| 10. | Sei Kepayang Timur                  | 20                             | 8  | 28                            |
| 11. | Tanjung Balai                       | 37                             | 35   | 72                            |
| 12. | Simpang Empat                       | 39                             | 22   | 61                            |
| 13. | Teluk Dalam                         | 29                             | 11   | 40                            |
| 14. | Air Batu                            | 48                             | 16   | 64                            |
| 15. | Sei Dadap                           | 30                             | 10   | 40                            |
| 16. | Buntu Pane                          | 27                             | 4  | 31                            |
| 17. | Tinggi Raja                         | 19                             | 10   | 29                            |
| 18. | Setia Janji                         | 15                             | 5  | 20                            |
| 19. | Meranti                             | 33                             | 9  | 42                            |
| 20. | Pulo Bandring                       | 36                             | 7  | 43                            |
| 21. | Rawang Panca Arga                   | 26                             | 9  | 35                            |
| 22. | Air Joman                           | 38                             | 20   | 58                            |
| 23. | Silau Laut                          | 28                             | 7  | 35                            |
| 24. | Kisaran Barat                       | 41                             | 14   | 55                            |
| 25. | Kisaran Timur                       | 55                             | 22   | 77                            |
|     | <b>Asahan</b>                       | <b>796</b>                     | <b>305</b>   | <b>1 101</b>                  |

Sumber : Dinas Kesehatan Kabupaten Asahan

Source : Health Service of Asahan Regency

**Tabel**  
**Table**      **4.2.17**      **Jumlah Bayi Baru Lahir, Kematian Bayi, dan Kematian Ibu di**  
**Kabupaten Asahan, 2021**  
***The Number of Infant Borns, Infant Deaths, and Maternal***  
***Deaths in Asahan Regency, 2021***

|     | <b>Kecamatan</b><br><b>District</b> | <b>Jumlah Bayi</b><br><b>Baru lahir</b><br><b>Number of</b><br><b>Infants Born</b> | <b>Jumlah Kematian</b><br><b>Bayi</b><br><b>Number of infant</b><br><b>deaths</b> | <b>Jumlah</b><br><b>Kematian</b><br><b>Ibu</b><br><b>Number of</b><br><b>maternal</b><br><b>deaths</b> |
|-----|-------------------------------------|--|---|--|
|     | (1)                                 | (2)  | (3)   | (4)  |
| 1.  | B. P. Mandoge                       | 477  | -   | -  |
| 2.  | Bandar Pulau                        | 309  | 1   | 1  |
| 3.  | AekSongsongan                       | 322  | 1   | 2  |
| 4.  | Rahuning                            | 345  | -   | -  |
| 5.  | Pulau Rakyat                        | 601  | 1   | 2  |
| 6.  | AekKuasan                           | 356  | -   | 1  |
| 7.  | AekLedong                           | 388  | -   | -  |
| 8.  | Sei Kepayang                        | 257  | -   | -  |
| 9.  | Sei Kepayang Barat                  | 241  | -   | -  |
| 10. | Sei Kepayang Timur                  | 150  | -   | -  |
| 11. | TanjungBalai                        | 578  | -   | -  |
| 12. | SimpangEmpat                        | 600  | -   | -  |
| 13. | TelukDalam                          | 266  | -   | -  |
| 14. | Air Batu                            | 774  | -   | -  |
| 15. | Sei Dadap                           | 601  | -   | -  |
| 16. | Buntu Pane                          | 332  | -   | -  |
| 17. | Tinggi Raja                         | 218  | -   | 1  |
| 18. | Setia Janji                         | 163  | -   | -  |
| 19. | Meranti                             | 281  | 1   | 1  |
| 20. | PuloBandring                        | 478  | 1   | -  |
| 21. | RawangPancaArga                     | 259  | -   | -  |
| 22. | Air Joman                           | 747  | -   | 1  |
| 23. | SilauLaut                           | 381  | -   | 2  |
| 24. | Kisaran Barat                       | 733  | 1   | 1  |
| 25. | Kisaran Timur                       | 1126   | 3   | 3  |
|     | <b>Asahan</b>                       | <b>10 983</b>  | <b>9</b>  | <b>15</b>  |

Sumber :DinasKesehatanKabupatenAsahan

Source : *Health Service of Asahan Regency*



**Tabel**  
**Table**      **4.2.18**      **Banyaknya Klinik Keluarga Berencana (KKB) dan Pembantu Pembina Pelayanan Keluarga Berencana Desa (PPKBD) Menurut Kecamatan di Kabupaten Asahan (unit), 2021**  
*Number of Family Planning Clinic (KKB) and the Postal Village Family Planning Services (PPKBD) by District in Asahan Regency (unit), 2021*

| <b>Kecamatan</b><br><b>District</b> | <b>KKB</b> | <b>PPKBD</b> |
|-------------------------------------|------------|--------------|
| (1)                                 | (2)        | (3)          |
| 1. B. P. Mandoge                    | 2          | 9            |
| 2. Bandar Pulau                     | 1          | 10           |
| 3. Aek Songsongan                   | 1          | 9            |
| 4. Rahuning                         | 1          | 7            |
| 5. Pulau Rakyat                     | 2          | 12           |
| 6. Aek Kuasan                       | 1          | 7            |
| 7. Aek Ledong                       | 1          | 7            |
| 8. Sei Kepayang                     | 1          | 6            |
| 9. Sei Kepayang Barat               | 1          | 6            |
| 10. Sei Kepayang Timur              | 1          | 5            |
| 11. Tanjung Balai                   | 2          | 8            |
| 12. Simpang Empat                   | 1          | 8            |
| 13. Teluk Dalam                     | 1          | 6            |
| 14. Air Batu                        | 2          | 12           |
| 15. Sei Dadap                       | 2          | 10           |
| 16. Buntu Pane                      | 3          | 9            |
| 17. Tinggi Raja                     | 1          | 7            |
| 18. Setia Janji                     | 1          | 5            |
| 19. Meranti                         | 1          | 7            |
| 20. Pulo Bandring                   | 1          | 10           |
| 21. Rawang Panca Arga               | 1          | 7            |
| 22. Air Joman                       | 1          | 7            |
| 23. Silau Laut                      | 1          | 5            |
| 24. Kisaran Barat                   | 3          | 12           |
| 25. Kisaran Timur                   | 5          | 13           |
| <b>Asahan</b>                       | <b>38</b>  | <b>204</b>   |

Sumber : Dinas Pengendalian Penduduk, Keluarga Berencana, Pemberdayaan Perempuan dan Perlindungan Anak Kabupaten Asahan

Source : Women Empowerment Board and Social and Family Planning Service of Asahan Regency

**Tabel**  
**Table****4.2.19****Banyaknya Pasangan Usia Subur dan Peserta KB Aktif Menurut Kecamatan di Kabupaten Asahan, 2021**  
**Number of Fertile Age Couple and Family Planning Active By District in Asahan Regency, 2021**

|     | Kecamatan<br><i>District</i> | Jumlah<br>PUS  | Peserta KB Aktif |            |               |              |
|-----|------------------------------|----------------|------------------|------------|---------------|--------------|
|     |                              |                | IUD              | MOP        | MOW           | Kondom       |
|     | (1)                          | (2)            | (3)              | (4)        | (5)           | (6)          |
| 1.  | B. P. Mandoge                | 6 703          | 695              | 21         | 1 086         | 61           |
| 2.  | Bandar Pulau                 | 3 917          | 286              | 13         | 375           | 85           |
| 3.  | Aek Songsongan               | 3 431          | 195              | 4          | 203           | 86           |
| 4.  | Rahuning                     | 3 731          | 78               | 12         | 374           | 101          |
| 5.  | Pulau Rakyat                 | 7 599          | 584              | 122        | 378           | 155          |
| 6.  | Aek Kuasan                   | 4 168          | 275              | 20         | 773           | 20           |
| 7.  | Aek Ledong                   | 3 680          | 156              | 18         | 321           | 18           |
| 8.  | Sei Kepayang                 | 3 006          | 81               | 5          | 100           | 88           |
| 9.  | Sei Kepayang Barat           | 2 885          | 68               | 7          | 66            | 37           |
| 10. | Sei Kepayang Timur           | 2 121          | 10               | 3          | 7             | 34           |
| 11. | Tanjung Balai                | 8 011          | 301              | 35         | 231           | 125          |
| 12. | Simpang Empat                | 9 875          | 253              | 27         | 390           | 205          |
| 13. | Teluk Dalam                  | 3 585          | 126              | 11         | 250           | 171          |
| 14. | Air Batu                     | 7 530          | 978              | 60         | 575           | 173          |
| 15. | Sei Dadap                    | 6 915          | 307              | 9          | 475           | 163          |
| 16. | Buntu Pane                   | 4 402          | 146              | 10         | 653           | 32           |
| 17. | Tinggi Raja                  | 4 456          | 219              | 8          | 677           | 76           |
| 18. | Setia Janji                  | 2 383          | 249              | 3          | 501           | 20           |
| 19. | Meranti                      | 3 722          | 292              | 19         | 595           | 105          |
| 20. | Pulo Bandring                | 6 851          | 754              | 50         | 1 023         | 156          |
| 21. | Rawang Panca Arga            | 4 744          | 691              | 22         | 256           | 37           |
| 22. | Air Joman                    | 8 733          | 620              | 7          | 389           | 293          |
| 23. | Silau Laut                   | 4 644          | 347              | 11         | 215           | 121          |
| 24. | Kisaran Barat                | 9 841          | 762              | 45         | 2 001         | 178          |
| 25. | Kisaran Timur                | 12 016         | 1 118            | 45         | 1 511         | 214          |
|     | <b>Asahan</b>                | <b>138 949</b> | <b>9 591</b>     | <b>587</b> | <b>13 425</b> | <b>2 754</b> |

Lanjutan Tabel/*Continued Table 4.2.19*

| Kecamatan<br><i>District</i> | Peserta KB Aktif |               |               | Jumlah<br><i>Total</i> |
|------------------------------|------------------|---------------|---------------|------------------------|
|                              | Implant          | Suntik        | Pil           |                        |
| (1)                          | (7)              | (8)           | (9)           | (10)                   |
| 1. B. P. Mandoge             | 933              | 1 322         | 703           | 4 821                  |
| 2. Bandar Pulau              | 471              | 735           | 835           | 2 800                  |
| 3. Aek Songsongan            | 380              | 861           | 849           | 2 578                  |
| 4. Rahuning                  | 528              | 747           | 810           | 2 650                  |
| 5. Pulau Rakyat              | 921              | 1 518         | 1 093         | 4 771                  |
| 6. Aek Kuasan                | 451              | 578           | 407           | 2 524                  |
| 7. Aek Ledong                | 329              | 834           | 565           | 2 241                  |
| 8. Sei Kepayang              | 202              | 632           | 1 058         | 2 166                  |
| 9. Sei Kepayang Barat        | 269              | 737           | 1 136         | 2 320                  |
| 10. Sei Kepayang Timur       | 66               | 693           | 902           | 1 715                  |
| 11. Tanjung Balai            | 399              | 1 424         | 1 424         | 3 939                  |
| 12. Simpang Empat            | 489              | 3 194         | 1 426         | 5 984                  |
| 13. Teluk Dalam              | 330              | 687           | 634           | 2 209                  |
| 14. Air Batu                 | 872              | 1 371         | 984           | 5 013                  |
| 15. Sei Dadap                | 830              | 1 326         | 1 256         | 4 366                  |
| 16. Buntu Pane               | 764              | 928           | 461           | 2 994                  |
| 17. Tinggi Raja              | 681              | 610           | 239           | 2 510                  |
| 18. Setia Janji              | 323              | 267           | 221           | 1 584                  |
| 19. Meranti                  | 383              | 739           | 319           | 2 452                  |
| 20. Pulo Bandring            | 691              | 1 108         | 689           | 4 471                  |
| 21. Rawang Panca Arga        | 551              | 783           | 861           | 3 201                  |
| 22. Air Joman                | 685              | 2 035         | 2 014         | 6 043                  |
| 23. Silau Laut               | 467              | 911           | 1 245         | 3 317                  |
| 24. Kisaran Barat            | 932              | 1 218         | 1 309         | 6 445                  |
| 25. Kisaran Timur            | 1 018            | 2 776         | 2 265         | 8 947                  |
| <b>Asahan</b>                | <b>13 965</b>    | <b>28 034</b> | <b>23 705</b> | <b>92 061</b>          |

Sumber : Dinas Pengendalian Penduduk, Keluarga Berencana, Pemberdayaan Perempuan dan Perlindungan Anak Kabupaten Asahan

Source : *Women Empowerment Board and Social and Family Planning Service of Asahan Regency*

**Tabel**  
**Table**      **4.2.20**      **Program Keluarga Berencana di Kabupaten Asahan,**  
**2010 - 2021**  
**Family Planning Program in Asahan Regency, 2010 – 2021**

| Tahun<br>Year | Pasangan Usia<br>Subur (PUS)<br>Number of<br>Fertiles Couple | Akseptor Aktif<br>Active Acceptors |   | Akseptor<br>Baru<br>New<br>Acceptors |
|---------------|--|------------------------------------|---|--------------------------------------|
|               |  | Jumlah<br>Total                    | Persentase<br>Thd PUS<br>Percentage to<br>PUS |                                      |
| (1)           | (2)  | (3)                                | (4)   | (5)                                  |
| 2010          | 120 169  | 82 288                             | 68,48   | 24 163                               |
| 2011          | 119 738  | 83 255 <sup>r</sup>                | 69,53 <sup>r</sup>                            | 27 288                               |
| 2012          | 121 025  | 83 837                             | 69,27   | 30 220                               |
| 2013          | 124 317  | 88 758                             | 71,40   | 32 705                               |
| 2014          | 125 323  | 90 856                             | 72,50   | 31 368                               |
| 2015          | 127 637  | 87 977                             | 68,93   | 18 287                               |
| 2016          | 125 940  | 88 194                             | 70,03   | 17 189                               |
| 2017          | 128 990  | 91 810                             | 71,18   | 21 578                               |
| 2018          | 128 727  | 79 081                             | 61,43   | 15 910                               |
| 2019          | 130 267  | 79 713                             | 61,19   | 20 310                               |
| 2020          | 137 075  | 89 555                             | 65,33   | 20 639                               |
| <b>2021</b>   | <b>138 949</b>   | <b>92 061</b>                      | <b>66,26</b>                                  | <b>13 398</b>                        |

Sumber : Dinas Pengendalian Penduduk, Keluarga Berencana, Pemberdayaan Perempuan dan Perlindungan Anak Kabupaten Asahan

Source : *Women Empowerment Board and Social and Family Planning Service of Asahan Regency*

**Tabel**  
**Table**

**4.2.21 Jumlah Klinik Keluarga Berencana dan Akseptor Aktif Menurut Alat Kontrasepsi yang Digunakan dan Kecamatan di Kabupaten Asahan, 2021**  
*Number of Clinic and Active Acceptors by Type of Contraceptive Used and Districts in Asahan Regency, 2021*

|     | Kecamatan<br><i>District</i> | Jumlah<br>Klinik<br><i>Number<br/>of Clinic</i> | Alat Kontrasepsi yang Digunakan<br><i>Type of Contraceptive Used</i> |                    |                         |                            |
|-----|------------------------------|---|--|--------------------|-------------------------|----------------------------|
|     |                              |   | IUD<br><i>Spiral</i>   | Pil<br><i>Pill</i> | Kondom<br><i>Condom</i> | Suntik<br><i>Injection</i> |
|     | (1)                          | (2)   | (3)  | (4)                | (5)                     | (6)                        |
| 1.  | B. P. Mandoge                | 2   | 695  | 703                | 61                      | 1 322                      |
| 2.  | Bandar Pulau                 | 1   | 286  | 835                | 85                      | 735                        |
| 3.  | Aek Songsongan               | 1   | 195  | 849                | 86                      | 861                        |
| 4.  | Rahuning                     | 1   | 78   | 810                | 101                     | 747                        |
| 5.  | Pulau Rakyat                 | 2   | 584  | 1 093              | 155                     | 1 518                      |
| 6.  | Aek Kuasan                   | 1   | 275  | 407                | 20                      | 578                        |
| 7.  | Aek Ledong                   | 1   | 156  | 565                | 18                      | 834                        |
| 8.  | Sei Kepayang                 | 1   | 81   | 1 058              | 88                      | 632                        |
| 9.  | Sei Kepayang Barat           | 1   | 68   | 1 136              | 37                      | 737                        |
| 10. | Sei Kepayang Timur           | 1   | 10   | 902                | 34                      | 693                        |
| 11. | Tanjung Balai                | 2   | 301  | 1 424              | 125                     | 1 424                      |
| 12. | Simpang Empat                | 1   | 253  | 1 426              | 205                     | 3 194                      |
| 13. | Teluk Dalam                  | 1   | 126  | 634                | 171                     | 687                        |
| 14. | Air Batu                     | 2   | 978  | 984                | 173                     | 1 371                      |
| 15. | Sei Dadap                    | 2   | 307  | 1 256              | 163                     | 1 326                      |
| 16. | Buntu Pane                   | 3   | 146  | 461                | 32                      | 928                        |
| 17. | Tinggi Raja                  | 1   | 209  | 239                | 76                      | 610                        |
| 18. | Setia Janji                  | 1   | 249  | 221                | 20                      | 267                        |
| 19. | Meranti                      | 1   | 292  | 319                | 105                     | 739                        |
| 20. | Pulo Bandring                | 1   | 754  | 689                | 156                     | 1 108                      |
| 21. | Rawang Panca Arga            | 1   | 691  | 861                | 37                      | 783                        |
| 22. | Air Joman                    | 1   | 620  | 2 014              | 293                     | 2 035                      |
| 23. | Silau Laut                   | 1   | 347  | 1 245              | 121                     | 911                        |
| 24. | Kisaran Barat                | 3   | 762  | 1 309              | 178                     | 1 218                      |
| 25. | Kisaran Timur                | 5   | 1 118  | 2 265              | 214                     | 2 776                      |
|     | <b>Asahan</b>                | <b>38</b>                                       | <b>9 591</b>   | <b>23 705</b>      | <b>2 754</b>            | <b>28 034</b>              |

Lanjutan Tabel/*Continued Table 4.21*

| Kecamatan<br><i>District</i> | Alat Kontrasepsi yang Digunakan<br><i>Type of Contraceptive Used</i> |            |               |          | Jumlah<br><i>Total</i> |
|------------------------------|--|------------|---------------|----------|------------------------|
|                              | Implant<br><i>Implant</i>  | MOP        | MOW           | O.V.     |                        |
| (1)                          | (7)  | (8)        | (9)           | (10)     | (11)                   |
| 1. B. P. Mandoge             | 933  | 21         | 1 086         | -        | 4 821                  |
| 2. Bandar Pulau              | 471  | 13         | 375           | -        | 2 800                  |
| 3. Aek Songsongan            | 380  | 4          | 203           | -        | 2 578                  |
| 4. Rahuning                  | 528  | 12         | 374           | -        | 2 650                  |
| 5. Pulau Rakyat              | 921  | 122        | 378           | -        | 4 771                  |
| 6. Aek Kuasan                | 451  | 20         | 773           | -        | 2 524                  |
| 7. Aek Ledong                | 329  | 18         | 321           | -        | 2 241                  |
| 8. Sei Kepayang              | 202  | 5          | 100           | -        | 2 166                  |
| 9. Sei Kepayang Barat        | 269  | 7          | 66            | -        | 2 320                  |
| 10. Sei Kepayang Timur       | 66   | 3          | 7             | -        | 1 715                  |
| 11. Tanjung Balai            | 399  | 35         | 231           | -        | 3 939                  |
| 12. Simpang Empat            | 489  | 27         | 390           | -        | 5 984                  |
| 13. Teluk Dalam              | 330  | 11         | 250           | -        | 2 209                  |
| 14. Air Batu                 | 872  | 60         | 575           | -        | 5 013                  |
| 15. Sei Dadap                | 830  | 9          | 475           | -        | 4 366                  |
| 16. Buntu Pane               | 764  | 10         | 653           | -        | 2 994                  |
| 17. Tinggi Raja              | 681  | 8          | 677           | -        | 2 510                  |
| 18. Setia Janji              | 323  | 3          | 501           | -        | 1 584                  |
| 19. Meranti                  | 383  | 19         | 595           | -        | 2 452                  |
| 20. Pulo Bandring            | 691  | 50         | 1 023         | -        | 4 471                  |
| 21. Rawang Panca Arga        | 551  | 22         | 256           | -        | 3 201                  |
| 22. Air Joman                | 685  | 7          | 389           | -        | 6 043                  |
| 23. Silau Laut               | 467  | 11         | 215           | -        | 3 317                  |
| 24. Kisaran Barat            | 932  | 45         | 2 001         | -        | 6 445                  |
| 25. Kisaran Timur            | 1 018  | 45         | 1 511         | -        | 8 947                  |
|                              |  |            |               | -        |                        |
| <b>Asahan</b>                | <b>13 965</b>  | <b>587</b> | <b>13 425</b> | <b>-</b> | <b>92 061</b>          |

Sumber : Dinas Pengendalian Penduduk, Keluarga Berencana, Pemberdayaan Perempuan dan Perlindungan Anak Kabupaten Asahan

Source : *Women Empowerment Board and Social and Family Planning Service of Asahan Regency*

**Tabel** 4.2.22 **Jumlah Akseptor KB Baru Menurut Alat Kontrasepsi yang Digunakan dan Kecamatan di Kabupaten Asahan, 2021**  
**Table** 4.2.22 **Number of New Acceptors by Contraceptive Used and District in Asahan Regency, 2021**

| Kecamatan<br><i>District</i> | Alat Kontrasepsi yang Digunakan<br><i>Type of Contraceptive Used</i> |                    |                         |                            |
|------------------------------|--|--------------------|-------------------------|----------------------------|
|                              | IUD<br><i>Spiral</i>   | Pil<br><i>Pill</i> | Kondom<br><i>Condom</i> | Suntik<br><i>Injection</i> |
| (1)                          | (2)  | (3)                | (4)                     | (5)                        |
| 1. B. P. Mandoge             | 2  | 95                 | 34                      | 86                         |
| 2. Bandar Pulau              | 5  | 66                 | 43                      | 74                         |
| 3. Aek Songsongan            | 8  | 80                 | 34                      | 79                         |
| 4. Rahuning                  | 1  | 213                | 35                      | 138                        |
| 5. Pulau Rakyat              | 33   | 388                | 67                      | 313                        |
| 6. Aek Kuasan                | 1  | 328                | 48                      | 233                        |
| 7. Aek Ledong                | 10   | 310                | 37                      | 197                        |
| 8. Sei Kepayang              | 1  | 112                | 63                      | 92                         |
| 9. Sei Kepayang Barat        | -  | 206                | 13                      | 178                        |
| 10. Sei Kepayang Timur       | 2  | 36                 | -                       | 21                         |
| 11. Tanjung Balai            | -  | 414                | 41                      | 331                        |
| 12. Simpang Empat            | 2  | 166                | 36                      | 130                        |
| 13. Teluk Dalam              | -  | 77                 | 24                      | 77                         |
| 14. Air Batu                 | 21   | 134                | 75                      | 106                        |
| 15. Sei Dadap                | 8  | 140                | 42                      | 99                         |
| 16. Buntu Pane               | 2  | 373                | 95                      | 291                        |
| 17. Tinggi Raja              | 3  | 56                 | 14                      | 57                         |
| 18. Setia Janji              | 1  | 192                | 35                      | 205                        |
| 19. Meranti                  | 4  | 232                | 64                      | 121                        |
| 20. Pulo Bandring            | 13   | 178                | 46                      | 100                        |
| 21. Rawang Panca Arga        | 9  | 141                | 24                      | 146                        |
| 22. Air Joman                | 4  | 142                | 17                      | 100                        |
| 23. Silau Laut               | 4  | 123                | 39                      | 83                         |
| 24. Kisaran Barat            | 144  | 60                 | 13                      | 113                        |
| 25. Kisaran Timur            | 51   | 395                | 61                      | 206                        |
| <b>Asahan</b>                | <b>329</b>   | <b>4 657</b>       | <b>1 000</b>            | <b>3 576</b>               |

Lanjutan Tabel/*Continued Table 4.2.22*

|     | Kecamatan<br><i>District</i> | Peserta KB Baru           |          |            | Jumlah<br><i>Total</i> |               |
|-----|------------------------------|---------------------------|----------|------------|------------------------|---------------|
|     |                              | Implant<br><i>Implant</i> | MOP      | MOW        |                        | O.V.          |
|     | (1)                          | (7)                       | (8)      | (9)        | (10)                   | (11)          |
| 010 | B. P. Mandoge                | 184                       | -        | -          | -                      | 401           |
| 020 | Bandar Pulau                 | 118                       | -        | -          | -                      | 306           |
| 021 | Aek Songsongan               | 112                       | -        | -          | -                      | 313           |
| 022 | Rahuning                     | 128                       | -        | -          | -                      | 515           |
| 030 | Pulau Rakyat                 | 220                       | -        | -          | -                      | 1 021         |
| 031 | Aek Kuasan                   | 136                       | -        | -          | -                      | 746           |
| 032 | Aek Ledong                   | 90                        | -        | -          | -                      | 644           |
| 040 | Sei Kepayang                 | 47                        | -        | -          | -                      | 315           |
| 041 | Sei Kepayang Barat           | 31                        | -        | -          | -                      | 428           |
| 042 | Sei Kepayang Timur           | 18                        | -        | -          | -                      | 77            |
| 050 | Tanjung Balai                | 92                        | -        | -          | -                      | 878           |
| 060 | Simpang Empat                | 106                       | -        | -          | -                      | 440           |
| 061 | Teluk Dalam                  | 53                        | -        | -          | -                      | 231           |
| 070 | Air Batu                     | 265                       | -        | -          | -                      | 601           |
| 071 | Sei Dadap                    | 190                       | -        | 83         | -                      | 562           |
| 080 | Buntu Pane                   | 182                       | -        | -          | -                      | 943           |
| 081 | Tinggi Raja                  | 112                       | -        | -          | -                      | 242           |
| 082 | Setia Janji                  | 119                       | -        | -          | -                      | 552           |
| 090 | Meranti                      | 177                       | -        | -          | -                      | 598           |
| 091 | Pulo Bandring                | 145                       | -        | -          | -                      | 482           |
| 092 | Rawang Panca Arga            | 179                       | -        | -          | -                      | 499           |
| 100 | Air Joman                    | 190                       | -        | -          | -                      | 453           |
| 101 | Silau Laut                   | 182                       | -        | -          | -                      | 431           |
| 160 | Kisaran Barat                | 189                       | -        | 194        | -                      | 713           |
| 170 | Kisaran Timur                | 252                       | -        | 42         | -                      | 1 007         |
|     | <b>Asahan</b>                | <b>3 517</b>              | <b>-</b> | <b>319</b> | <b>-</b>               | <b>13 398</b> |

Sumber : Dinas Pengendalian Penduduk, Keluarga Berencana, Pemberdayaan Perempuan dan Perlindungan Anak Kabupaten Asahan

Source : *Women Empowerment Board and Social and Family Planning Service of Asahan Regency*



**Tabel**  
**Table**      **4.2.23**      **Jumlah Institusi Masyarakat Menurut Kecamatan di Kabupaten Asahan, 2021**  
**Number of Society Institutions by District in Asahan Regency, 2021**

|     | <b>Kecamatan</b><br><b>District</b> | <b>PPKBD</b> | <b>SUB</b><br><b>PPKBD</b> | <b>PKB/</b><br><b>PLKB</b> | <b>KUPTD</b> | <b>Pelaksana</b><br><b>Penerangan</b> |
|-----|-------------------------------------|--------------|----------------------------|----------------------------|--------------|---------------------------------------|
|     | (1)                                 | (2)          | (3)                        | (4)                        | (5)          | (6)                                   |
| 1.  | B. P. Mandoge                       | 9            | 92                         | 1                          | 1            | -                                     |
| 2.  | Bandar Pulau                        | 10           | 60                         | -                          | -            | -                                     |
| 3.  | Aek Songsongan                      | 9            | 53                         | 1                          | 1            | -                                     |
| 4.  | Rahuning                            | 7            | 46                         | -                          | -            | -                                     |
| 5.  | Pulau Rakyat                        | 12           | 74                         | 1                          | 1            | -                                     |
| 6.  | Aek Kuasan                          | 7            | 50                         | 2                          | 1            | -                                     |
| 7.  | Aek Ledong                          | 7            | 45                         | -                          | -            | -                                     |
| 8.  | Sei Kepayang                        | 6            | 70                         | 1                          | 1            | -                                     |
| 9.  | Sei Kepayang Barat                  | 6            | 35                         | 1                          | 1            | -                                     |
| 10. | Sei Kepayang Timur                  | 5            | 49                         | -                          | -            | -                                     |
| 11. | Tanjung Balai                       | 8            | 63                         | -                          | -            | -                                     |
| 12. | Simpang Empat                       | 8            | 73                         | 1                          | 1            | -                                     |
| 13. | Teluk Dalam                         | 6            | 34                         | 1                          | -            | -                                     |
| 14. | Air Batu                            | 12           | 63                         | 2                          | -            | -                                     |
| 15. | Sei Dadap                           | 10           | 59                         | 1                          | 1            | -                                     |
| 16. | Buntu Pane                          | 9            | 73                         | 1                          | 1            | -                                     |
| 17. | Tinggi Raja                         | 7            | 54                         | -                          | -            | -                                     |
| 18. | Setia Janji                         | 5            | 45                         | -                          | -            | -                                     |
| 19. | Meranti                             | 7            | 52                         | 1                          | 1            | -                                     |
| 20. | Pulo Bandring                       | 10           | 84                         | 2                          | 1            | -                                     |
| 21. | Rawang Panca Arga                   | 7            | 71                         | 1                          | 1            | -                                     |
| 22. | Air Joman                           | 7            | 61                         | 2                          | 1            | -                                     |
| 23. | Silau Laut                          | 5            | 55                         | 1                          | -            | -                                     |
| 24. | Kisaran Barat                       | 13           | 74                         | 3                          | 1            | -                                     |
| 25. | Kisaran Timur                       | 12           | 94                         | 1                          | 1            | -                                     |
|     | <b>Asahan</b>                       | <b>204</b>   | <b>1 529</b>               | <b>24</b>                  | <b>15</b>    | <b>-</b>                              |

Sumber : Dinas Pengendalian Penduduk, Keluarga Berencana, Pemberdayaan Perempuan dan Perlindungan Anak Kabupaten Asahan

Source : *Women Empowerment Board and Social and Family Planning Service of Asahan Regency*

**Tabel**  
**Table**      **4.2.24**      **Jumlah Kasus Kekerasan Menurut Kecamatan di Kabupaten Asahan, 2021**  
*Number of Cases of Violence by District in Asahan Regency, 2021*

| Kecamatan<br><i>District</i> |                    | KDRT      | Seksual   | Penelantaran | Lainnya   |
|------------------------------|--------------------|-----------|-----------|--------------|-----------|
| (1)                          |                    | (2)       | (3)       | (4)          | (5)       |
| 1.                           | B. P. Mandoge      | 1         | 3         | -            | -         |
| 2.                           | Bandar Pulau       | -         | -         | 1            | -         |
| 3.                           | Aek Songsongan     | -         | 1         | -            | -         |
| 4.                           | Rahuning           | 1         | 1         | -            | -         |
| 5.                           | Pulau Rakyat       | -         | 2         | -            | -         |
| 6.                           | Aek Kuasan         | -         | -         | -            | -         |
| 7.                           | Aek Ledong         | 1         | 1         | -            | -         |
| 8.                           | Sei Kepayang       | -         | 1         | -            | 1         |
| 9.                           | Sei Kepayang Barat | 1         | 1         | -            | -         |
| 10.                          | Sei Kepayang Timur | -         | -         | -            | -         |
| 11.                          | Tanjung Balai      | 2         | 2         | -            | 2         |
| 12.                          | Simpang Empat      | -         | 1         | -            | 1         |
| 13.                          | Teluk Dalam        | -         | -         | -            | -         |
| 14.                          | Air Batu           | 3         | -         | -            | 3         |
| 15.                          | Sei Dadap          | 4         | 2         | -            | -         |
| 16.                          | Buntu Pane         | 1         | -         | -            | 2         |
| 17.                          | Tinggi Raja        | 2         | 1         | -            | -         |
| 18.                          | Setia Janji        | -         | 1         | -            | -         |
| 19.                          | Meranti            | -         | -         | -            | 1         |
| 20.                          | Pulo Bandring      | 4         | 3         | -            | 1         |
| 21.                          | Rawang Panca Arga  | 3         | -         | -            | -         |
| 22.                          | Air Joman          | -         | 2         | 1            | -         |
| 23.                          | Silau Laut         | -         | 2         | -            | -         |
| 24.                          | Kisaran Barat      | 3         | 7         | 1            | 8         |
| 25.                          | Kisaran Timur      | 5         | 10        | -            | 16        |
| <b>Asahan</b>                |                    | <b>31</b> | <b>41</b> | <b>3</b>     | <b>35</b> |

Sumber : Dinas Pengendalian Penduduk, Keluarga Berencana, Pemberdayaan Perempuan dan Perlindungan Anak Kabupaten Asahan

Source : *Women Empowerment Board and Social and Family Planning Service of Asahan Regency*

**Tabel**  
**Table****4.2.25 Jumlah Kelompok Kegiatan (POKTAN) Menurut Kecamatan di Kabupaten Asahan, 2021**  
**Number of Activity Group by District in Asahan Regency, 2021**

| <b>Kecamatan</b> |                    | <b>PPKBD</b> | <b>Sub</b>   | <b>BKB</b> | <b>BKR</b> | <b>BKL</b> | <b>PIK-R</b> | <b>UPPKS</b> |
|------------------|--------------------|--------------|--------------|------------|------------|------------|--------------|--------------|
| <b>District</b>  |                    |              | <b>PPKBD</b> |            |            |            |              |              |
| <b>(1)</b>       |                    | <b>(2)</b>   | <b>(3)</b>   | <b>(4)</b> | <b>(5)</b> | <b>(6)</b> | <b>(7)</b>   | <b>(8)</b>   |
| 1.               | B. P. Mandoge      | 9            | 92           | 1          | 1          | 1          | -            | 1            |
| 2.               | Bandar Pulau       | 10           | 60           | 2          | 2          | 2          | -            | 1            |
| 3.               | Aek Songsongan     | 9            | 53           | 1          | 1          | 1          | -            | -            |
| 4.               | Rahuning           | 7            | 46           | 1          | 1          | 1          | -            | 1            |
| 5.               | Pulau Rakyat       | 12           | 74           | 1          | 1          | 1          | -            | -            |
| 6.               | Aek Kuasan         | 7            | 50           | 1          | 1          | 1          | 1            | -            |
| 7.               | Aek Ledong         | 7            | 45           | 1          | 1          | 1          | 1            | 1            |
| 8.               | Sei Kepayang       | 6            | 70           | 1          | 1          | 1          | 1            | 1            |
| 9.               | Sei Kepayang Barat | 6            | 35           | 1          | 1          | 1          | 1            | 1            |
| 10.              | Sei Kepayang Timur | 5            | 49           | 1          | 1          | 1          | -            | -            |
| 11.              | Tanjung Balai      | 8            | 63           | 2          | 1          | 1          | 2            | 3            |
| 12.              | Simpang Empat      | 8            | 73           | 1          | 1          | 1          | -            | -            |
| 13.              | Teluk Dalam        | 6            | 34           | 1          | 1          | 1          | 1            | -            |
| 14.              | Air Batu           | 12           | 63           | 1          | 1          | 1          | -            | 1            |
| 15.              | Sei Dadap          | 10           | 59           | 4          | 1          | 1          | 1            | 1            |
| 16.              | Buntu Pane         | 9            | 73           | 2          | 2          | 2          | 1            | 1            |
| 17.              | Tinggi Raja        | 7            | 54           | 3          | 1          | 1          | 1            | 1            |
| 18.              | Setia Janji        | 5            | 45           | 1          | 1          | 1          | -            | -            |
| 19.              | Meranti            | 7            | 52           | 3          | 2          | 2          | 2            | 2            |
| 20.              | Pulo Bandring      | 10           | 84           | 1          | 1          | 1          | -            | -            |
| 21.              | Rawang Panca Arga  | 7            | 71           | 1          | 1          | 1          | 2            | 1            |
| 22.              | Air Joman          | 7            | 61           | 1          | 1          | 1          | 1            | -            |
| 23.              | Silau Laut         | 5            | 55           | 1          | 1          | 1          | -            | -            |
| 24.              | Kisaran Barat      | 13           | 74           | 2          | 2          | 2          | 1            | 1            |
| 25.              | Kisaran Timur      | 12           | 94           | 1          | 1          | 1          | 1            | 5            |
| <b>Asahan</b>    |                    | <b>204</b>   | <b>1 529</b> | <b>36</b>  | <b>29</b>  | <b>29</b>  | <b>17</b>    | <b>22</b>    |

Sumber : Dinas Pengendalian Penduduk, Keluarga Berencana, Pemberdayaan Perempuan dan Perlindungan Anak Kabupaten Asahan

Source : *Women Empowerment Board and Social and Family Planning Service of Asahan Regency*

### 4.3 Agama dan Sosial Lainnya /Religion and Other Social Affairs

**Tabel**  
**Table**

4.3.1

**Jumlah Tempat Peribadatan Menurut Kecamatan di Kabupaten Asahan, 2021**

**Number of Places of Worship by Sub District and Religion in Asahan Regency, 2021**

|     | Kecamatan<br><i>District</i> | Masjid<br><i>Mosque</i> | Musholla<br>langgar<br><i>Musholla</i> | Gereja/Church                    |                                | Pura*)<br><i>Temple</i> | Vihara *)<br><i>Monesttery</i> |
|-----|------------------------------|-------------------------|--|----------------------------------|--------------------------------|-------------------------|--------------------------------|
|     |                              |                         |  | Katholik<br><i>Catho<br/>lic</i> | Protestan<br><i>Protestant</i> |                         |                                |
|     | (1)                          | (2)                     | (3)                                    | (4)                              | (5)                            | (6)                     | (7)                            |
| 1.  | B. P. Mandoge                | 68                      | 12                                     | 6                                | 60                             | -                       | -                              |
| 2.  | Bandar Pulau                 | 40                      | 28                                     | 2                                | 15                             | -                       | -                              |
| 3.  | Aek Songsongan               | 25                      | 25                                     | 2                                | 11                             | -                       | -                              |
| 4.  | Rahuning                     | 19                      | 12                                     | 1                                | 6                              | -                       | 1                              |
| 5.  | Pulau Rakyat                 | 42                      | 22                                     | 6                                | 31                             | -                       | -                              |
| 6.  | Aek Kuasan                   | 41                      | 15                                     | -                                | 8                              | -                       | -                              |
| 7.  | Aek Ledong                   | 22                      | 25                                     | 3                                | 1                              | -                       | -                              |
| 8.  | Sei Kepayang                 | 8                       | 36                                     | -                                | 19                             | -                       | -                              |
| 9.  | Sei Kepayang Barat           | 6                       | 20                                     | -                                | -                              | -                       | 1                              |
| 10. | Sei Kepayang Timur           | 7                       | 20                                     | -                                | -                              | -                       | -                              |
| 11. | Tanjung Balai                | 21                      | 27                                     | 4                                | -                              | -                       | -                              |
| 12. | Simpang Empat                | 33                      | 37                                     | 1                                | 25                             | -                       | -                              |
| 13. | Teluk Dalam                  | 29                      | 12                                     | 2                                | 12                             | -                       | 1                              |
| 14. | Air Batu                     | 54                      | 26                                     | 1                                | 8                              | -                       | 1                              |
| 15. | Sei Dadap                    | 32                      | 37                                     | 1                                | 2                              | -                       | 1                              |
| 16. | Buntu Pane                   | 44                      | 11                                     | 2                                | 4                              | -                       | -                              |
| 17. | Tinggi Raja                  | 50                      | 11                                     | 4                                | 8                              | -                       | -                              |
| 18. | Setia Janji                  | 19                      | 11                                     | -                                | 10                             | -                       | -                              |
| 19. | Meranti                      | 14                      | 19                                     | -                                | 23                             | -                       | -                              |
| 20. | Pulo Bandring                | 43                      | 14                                     | 3                                | -                              | -                       | -                              |
| 21. | Rawang Panca Arga            | 24                      | 21                                     | -                                | 20                             | -                       | -                              |
| 22. | Air Joman                    | 40                      | 37                                     | 1                                | 1                              | -                       | 1                              |
| 23. | Silau Laut                   | 24                      | 25                                     | 1                                | 6                              | -                       | -                              |
| 24. | Kisaran Barat                | 38                      | 32                                     | -                                | 14                             | -                       | 7                              |
| 25. | Kisaran Timur                | 43                      | 53                                     | -                                | 22                             | -                       | 2                              |
|     | <b>Asahan</b>                | <b>796</b>              | <b>588</b>                             | <b>40</b>                        | <b>306</b>                     | <b>-</b>                | <b>15</b>                      |

Sumber : Kantor Kementrian Agama Kab. Asahan

Source : Office of the Ministry of Religious Affairs Asahan

Ket/Note : \*) Data tahun 2020

**Tabel** 4.3.2 **Jumlah Desa/Kelurahan yang Mengalami Bencana Alam<sup>1</sup> Menurut Kecamatan di Kabupaten Asahan, 2019 – 2021**  
**Table** 4.3.2 **Number of Villages that Had Natural Disaster<sup>1</sup> by Subdistrict in Asahan Regency, 2019 – 2021**

|     | Kecamatan<br><i>District</i> | Banjir<br><i>Flood</i> |           |           | Gempa Bumi<br><i>Earthquake</i> |      |      |
|-----|------------------------------|------------------------|-----------|-----------|---------------------------------|------|------|
|     |                              | 2019                   | 2020      | 2021      | 2019                            | 2020 | 2021 |
|     | (1)                          | (2)                    | (3)       | (4)       | (5)                             | (6)  | (7)  |
| 1.  | B. P. Mandoge                | -                      | -         | 1         | -                               | -    | -    |
| 2.  | Bandar Pulau                 | -                      | 1         | 2         | -                               | -    | -    |
| 3.  | Aek Songsongan               | -                      | -         | 5         | -                               | -    | -    |
| 4.  | Rahuning                     | 2                      | -         | -         | -                               | -    | -    |
| 5.  | Pulau Rakyat                 | -                      | -         | 1         | -                               | -    | -    |
| 6.  | Aek Kuasan                   | -                      | -         | -         | -                               | -    | -    |
| 7.  | Aek Ledong                   | -                      | -         | -         | -                               | -    | -    |
| 8.  | Sei Kepayang                 | -                      | -         | 4         | -                               | -    | -    |
| 9.  | Sei Kepayang Barat           | -                      | -         | 4         | -                               | -    | -    |
| 10. | Sei Kepayang Timur           | -                      | -         | -         | -                               | -    | -    |
| 11. | Tanjung Balai                | 2                      | 2         | 2         | -                               | -    | -    |
| 12. | Simpang Empat                | 2                      | -         | 5         | -                               | -    | -    |
| 13. | Teluk Dalam                  | 1                      | 1         | 2         | -                               | -    | -    |
| 14. | Air Batu                     | -                      | -         | 2         | -                               | -    | -    |
| 15. | Sei Dadap                    | 1                      | 1         | 3         | -                               | -    | -    |
| 16. | Buntu Pane                   | 3                      | 5         | 1         | -                               | -    | -    |
| 17. | Tinggi Raja                  | 3                      | 5         | 5         | -                               | -    | -    |
| 18. | Setia Janji                  | 1                      | 2         | 3         | -                               | -    | -    |
| 19. | Meranti                      | -                      | 1         | 1         | -                               | -    | -    |
| 20. | Pulo Bandring                | 4                      | 6         | 4         | -                               | -    | -    |
| 21. | Rawang Panca Arga            | -                      | -         | 2         | -                               | -    | -    |
| 22. | Air Joman                    | -                      | -         | -         | -                               | -    | -    |
| 23. | Silau Laut                   | 1                      | -         | -         | -                               | -    | -    |
| 24. | Kisaran Barat                | -                      | -         | 2         | -                               | -    | -    |
| 25. | Kisaran Timur                | -                      | -         | -         | -                               | -    | -    |
|     | <b>Asahan</b>                | <b>20</b>              | <b>24</b> | <b>49</b> | -                               | -    | -    |

Lanjutan Tabel/*Continued Table 4.3.2*

| Kecamatan<br><i>District</i> | Tanah Longsor<br><i>Landslide</i> |          |          |
|------------------------------|-----------------------------------|----------|----------|
|                              | 2019                              | 2020     | 2021     |
| (1)                          | (8)                               | (9)      | (10)     |
| 1. B. P. Mandoge             | 3                                 | 3        | 4        |
| 2. Bandar Pulau              | 7                                 | 5        | 2        |
| 3. Aek Songsongan            | 2                                 | -        | 3        |
| 4. Rahuning                  | 1                                 | -        | -        |
| 5. Pulau Rakyat              | -                                 | -        | -        |
| 6. Aek Kuasan                | -                                 | -        | -        |
| 7. Aek Ledong                | -                                 | -        | -        |
| 8. Sei Kepayang              | -                                 | -        | -        |
| 9. Sei Kepayang Barat        | -                                 | -        | -        |
| 10. Sei Kepayang Timur       | -                                 | -        | -        |
| 11. Tanjung Balai            | -                                 | -        | -        |
| 12. Simpang Empat            | -                                 | -        | -        |
| 13. Teluk Dalam              | -                                 | -        | -        |
| 14. Air Batu                 | -                                 | -        | -        |
| 15. Sei Dadap                | -                                 | -        | -        |
| 16. Buntu Pane               | -                                 | -        | -        |
| 17. Tinggi Raja              | 1                                 | -        | -        |
| 18. Setia Janji              | -                                 | -        | -        |
| 19. Meranti                  | -                                 | -        | -        |
| 20. Pulo Bandring            | -                                 | -        | -        |
| 21. Rawang Panca Arga        | -                                 | -        | -        |
| 22. Air Joman                | -                                 | -        | -        |
| 23. Silau Laut               | -                                 | -        | -        |
| 24. Kisaran Barat            | 1                                 | -        | -        |
| 25. Kisaran Timur            | -                                 | -        | -        |
| <b>Asahan</b>                | <b>15</b>                         | <b>8</b> | <b>9</b> |

Catatan/*Note*: <sup>1</sup> Terjadi dalam tiga tahun terakhir sampai dengan saat pencacahan/ *Occured during the last three years by the time of enumeration*

Sumber : BPS, Pendataan Potensi Desa (Podes)

*Source* : BPS-Statistics Indonesia, Village Potential Data Collecting

**Tabel** 4.3.3 **Jumlah Jemaah Haji Menurut Kecamatan di Kabupaten Asahan (orang), 2021**  
**Table** 4.3.3 **Number of Moslem Pilgrims by District in Asahan Regency (people), 2021**

| Kecamatan<br>District     | Berangkat<br>Depart |     |     | Kembali<br>Return |     |     | Tidak Kembali<br>Unreturn |     |      |
|---------------------------|---------------------|-----|-----|-------------------|-----|-----|---------------------------|-----|------|
|                           | Lk                  | Pr  | Jml | Lk                | Pr  | Jml | Lk                        | Pr  | Jml  |
|                           | M                   | F   | T   | M                 | F   | T   | M                         | F   | T    |
| (1)                       | (2)                 | (3) | (4) | (5)               | (6) | (7) | (8)                       | (9) | (10) |
| 1. B. P. Mandoge          | -                   | -   | -   | -                 | -   | -   | -                         | -   | -    |
| 2. Bandar Pulau           | -                   | -   | -   | -                 | -   | -   | -                         | -   | -    |
| 3. Aek Songsongan *)      | -                   | -   | -   | -                 | -   | -   | -                         | -   | -    |
| 4. Rahuning               | -                   | -   | -   | -                 | -   | -   | -                         | -   | -    |
| 5. Pulau Rakyat           | -                   | -   | -   | -                 | -   | -   | -                         | -   | -    |
| 6. Aek Kuasan             | -                   | -   | -   | -                 | -   | -   | -                         | -   | -    |
| 7. Aek Ledong *)          | -                   | -   | -   | -                 | -   | -   | -                         | -   | -    |
| 8. Sei Kepayang           | -                   | -   | -   | -                 | -   | -   | -                         | -   | -    |
| 9. Sei Kepayang Barat *)  | -                   | -   | -   | -                 | -   | -   | -                         | -   | -    |
| 10. Sei Kepayang Timur *) | -                   | -   | -   | -                 | -   | -   | -                         | -   | -    |
| 11. Tanjung Balai         | -                   | -   | -   | -                 | -   | -   | -                         | -   | -    |
| 12. Simpang Empat         | -                   | -   | -   | -                 | -   | -   | -                         | -   | -    |
| 13. Teluk Dalam *)        | -                   | -   | -   | -                 | -   | -   | -                         | -   | -    |
| 14. Air Batu              | -                   | -   | -   | -                 | -   | -   | -                         | -   | -    |
| 15. Sei Dadap *)          | -                   | -   | -   | -                 | -   | -   | -                         | -   | -    |
| 16. Buntu Pane            | -                   | -   | -   | -                 | -   | -   | -                         | -   | -    |
| 17. Tinggi Raja *)        | -                   | -   | -   | -                 | -   | -   | -                         | -   | -    |
| 18. Setia Janji *)        | -                   | -   | -   | -                 | -   | -   | -                         | -   | -    |
| 19. Meranti               | -                   | -   | -   | -                 | -   | -   | -                         | -   | -    |
| 20. Pulo Bandring *)      | -                   | -   | -   | -                 | -   | -   | -                         | -   | -    |
| 21. Rawang Panca Arga *)  | -                   | -   | -   | -                 | -   | -   | -                         | -   | -    |
| 22. Air Joman             | -                   | -   | -   | -                 | -   | -   | -                         | -   | -    |
| 23. Silau Laut *)         | -                   | -   | -   | -                 | -   | -   | -                         | -   | -    |
| 24. Kisaran Barat         | -                   | -   | -   | -                 | -   | -   | -                         | -   | -    |
| 25. Kisaran Timur         | -                   | -   | -   | -                 | -   | -   | -                         | -   | -    |
| <b>Asahan</b>             | -                   | -   | -   | -                 | -   | -   | -                         | -   | -    |

Sumber : Kantor Kementerian Agama Kab. Asahan

Source : Office of the Ministry of Religious Affairs Asahan

**Tabel**  
**Table****4.3.4****Jumlah Jemaah Haji dan ONH Melalui Transportasi Udara,  
2008 - 2021**  
**Number of Moslem Pilgrims and Cost by Air Transportation,  
2008 – 2021**

| <b>Tahun</b><br><b>Year</b> | <b>Jemaah Haji (orang)</b><br><b>Moslem Pilgrims (people)</b> | <b>Ongkos Naik Haji</b><br><b>Cost</b><br><b>(rp)</b> |
|-----------------------------|---|---|
| (1)                         | (2)   | (3)   |
| 2008                        | 231   | 30 800 000<br>s/d 31 800 000                          |
| 2009                        | 381   | 33 313 335<br>s/d 34 233 243                          |
| 2010                        | 330   | 29 058 549<br>s/d 29 411 389                          |
| 2011                        | 326   | 28 000 000<br>s/d 30 000 000                          |
| 2012                        | 240   | 31 847 200<br>s/d 32 660 320                          |
| 2013                        | 305   | 31 977 400<br>s/d 32 630 000                          |
| 2014                        | 237   | 34 600 000<br>s/d 36 200 000                          |
| 2015                        | 250   | 31 850 000<br>s/d 32 200 000                          |
| 2016                        | 330   | 31 672 000<br>s/d 31 672 000                          |
| 2017                        | 310   | 31 707 400<br>s/d 31 707 400                          |
| 2018                        | 427   | 31 840 375<br>s/d 31 840 375                          |
| 2019                        | 400   | 31 730 375<br>s/d 31 730 375                          |
| 2020                        | -   | -   |
| <b>2021</b>                 | -   | -   |

Sumber : Kantor Kementerian Agama Kab. Asahan

Source : Office of the Ministry of Religious Affairs Asahan



**4.4 Kemiskinan /Poverty**

**Tabel** 4.4.1 **Garis Kemiskinan, Jumlah dan Persentase Penduduk Miskin di Kabupaten Asahan, 2014 – 2021**  
**Table** 4.4.1 **Poverty Line, Number and Percentage of Poor People in Asahan Regency, 2014 - 2021**

| Tahun<br>Year | Garis Kemiskinan<br>Poverty Line | Penduduk Miskin<br>The Poor                   |                          |
|---------------|----------------------------------|---|--------------------------|
|               |                                  | Jumlah<br>(000 jiwa)<br>Total<br>(000 people) | Persentase<br>Percentage |
| (1)           | (2)                              | (3)   | (4)                      |
| 2014          | 254 253                          | 76,97   | 10,98                    |
| 2015          | 262 464                          | 85,16   | 12,09                    |
| 2016          | 292 030                          | 84,35   | 11,86                    |
| 2017          | 305 868                          | 83,67   | 11,67                    |
| 2018          | 315 420                          | 74,14   | 10,25                    |
| 2019          | 330 460                          | 70,53   | 9,68                     |
| 2020          | 351 314                          | 66,32   | 9,04                     |
| <b>2021</b>   | <b>377 752</b>                   | <b>69,29</b>                                  | <b>9,35</b>              |

Sumber : BPS, Survei Sosial Ekonomi Nasional Maret

Source : BPS-Statistics Indonesia, March National Socioeconomic Survey

**Tabel**  
**Table**      **4.4.2**      **Indeks Kedalaman Kemiskinan dan Indeks Keparahan**  
**Kemiskinan di Kabupaten Asahan, 2014 – 2021**  
***Poverty Gap Index and Poverty Severity Index in Asahan***  
***Regency, 2014 - 2021***

| <b>Tahun</b><br><b>Year</b> | <b>Indeks Kedalaman</b><br><b>Kemiskinan (P1)</b><br><b><i>Poverty Gap Index (P1)</i></b> | <b>Indeks Keparahan</b><br><b>Kemiskinan (P2)</b><br><b><i>Poverty Severity Index</i></b><br><b><i>(P2)</i></b> |
|-----------------------------|---|---|
| (1)                         | (2)   | (3)   |
| 2014                        | 1,75  | 0,42  |
| 2015                        | 2,41  | 0,69  |
| 2016                        | 2,55  | 0,83  |
| 2017                        | 2,04  | 0,52  |
| 2018                        | 1,51  | 0,33  |
| 2019                        | 1,24  | 0,21  |
| 2020                        | 1,37  | 0,33  |
| <b>2021</b>                 | <b>1,90</b>   | <b>0,59</b>   |

Sumber : BPS, Survei Sosial Ekonomi Nasional Maret

Source : BPS-Statistics Indonesia, March National Socioeconomic Survey



## Produksi Perkebunan Tahun 2021 Plantation Production in 2021



## Produksi Tanaman pangan Tahun 2021 Food Crops Production in 2021

**73,53**  
ribu ton  
thousand tons



**PADI**  
paddy

**5,93**  
ribu ton  
thousand tons



**JAGUNG**  
corn

**13,77**  
ribu ton  
thousand tons



**UBI KAYU**  
cassava

## Produksi Peternakan Tahun 2021 Livestock Production in 2021

**0,65**  
ribu ton  
thousand tons



**DAGING SAPI**  
meat

**26,02**  
ribu ton  
thousand tons



**DAGING AYAM**  
chicken meat

**36,26**  
ribu ton  
thousand tons



**TELUR AYAM**  
egg



## PETUNJUK TEKNIS

## TECHNICAL NOTES

1. **Lahan sawah** adalah lahan pertanian yang berpetak-petak dan dibatasi oleh pematang (galengan), saluran untuk menahan/ menyalurkan air, yang biasanya ditanami padi sawah tanpa memandang dari mana diperoleh atau status lahan tersebut. Lahan yang dimaksud termasuk lahan yang terdaftar di Pajak Bumi Bangunan, luran Pembangunan Daerah, lahan bengkok, lahan serobotan, lahan rawa yang ditanami padi dan lahan bekas tanaman tahunan yang telah dijadikan sawah, baik yang ditanami padi, palawija atau tanaman semusim lainnya.
  2. **Tegal/Kebun** adalah lahan pertanian bukan sawah (lahan kering) yang ditanami tanaman semusim atau tahunan dan terpisah dengan halaman sekitar rumah serta penggunaannya tidak berpindah pindah.
  3. **Ladang/Huma** adalah lahan pertanian bukan sawah (lahan kering) yang biasanya ditanami tanaman semusim dan penggunaannya hanya semusim atau dua musim, kemudian akan ditinggalkan bila sudah tidak subur lagi (berpindah-pindah).
  4. **Data pokok tanaman pangan** yang dikumpulkan adalah luas panen dan produktivitas (hasil per hektar). Produksi tanaman pangan merupakan hasil
1. **Wetland** is agricultural land that separated by small dykes to resist water, where the main crop is usually wetland paddy without considering where it is got from or the status of the land. It includes the land that is registered at land income tax office, regional development contribution, 'bengkok' land, illegal ownership, swamps for rice cultivation, and annual crop land mark that has been used as rice field, which are both planted with paddy, secondary crops or the other seasonal crops.
  2. **Dry field/Garden** is an dryland (unirrigated land) which is planted with seasonal or annual crops and separately from the yard around the house without shifting.
  3. **Unirrigated agricultural field /Shifting cultivation land** is dryland (unirrigated land) that usually is cultivated for seasonal crops and utilized only for one or two seasons, then it will be left when it is not fertile (shifting).
  4. **The main food crops data** collected consists of harvested area and productivity (yield per hectare). Food crops production is generated by

perkalian antara luas panen dengan produktivitas. Pengumpulan data luas panen dilakukan setiap bulan dengan pendekatan area kecamatan di seluruh wilayah Indonesia. Pengumpulan data produktivitas dilakukan melalui pengukuran langsung pada plot ubinan berukuran 2½ m x 2½ m. Pengumpulan data produktivitas dilakukan setiap subround (empat bulanan) pada waktu panen petani.

*harvested area multiplied by productivity. The harvested area data is collected every month using sub district area approach in all sub district in Indonesia. The productivity data collection is conducted by a direct measurement in 2½m x 2½m crop cutting plot. The productivity measurement is conducted in every subround (four monthly) at the time when farmers are harvesting their crops.*

5. **Data produksi padi dan palawija** yang disajikan adalah dalam kualitas: gabah kering giling (padi), pipilan kering (jagung), biji kering (kedelai dan kacang tanah), dan umbi basah (ubi kayu dan ubi jalar).
  6. **Luas panen tanaman hortikultura** adalah luas tanaman sayuran, buah-buahan, biofarmaka, dan tanaman hias yang diambil hasilnya/dipanen pada periode pelaporan.
  7. **Luas panen untuk tanaman sayuran** adalah luas tanaman yang dipanen sekaligus/habis/dibongkar dan luas tanaman yang dipanen berkali-kali (lebih dari satu kali)/belum habis.
  8. **Produksi hortikultura** adalah hasil menurut bentuk produk dari setiap tanaman sayuran, buah-buahan, biofarmaka dan tanaman hias yang diambil berdasarkan luas yang dipanen/tanaman yang menghasilkan
5. **Production of paddy and secondary crops data** are presented in the form of: dry unhusked rice (paddy), dry loose maize (maize), dry shells crops (soybeans and peanuts), and fresh roots (cassava and sweet potatoes).
  6. **Harvested area of horticulture** is area which vegetable, fruit, medicinal and ornamental plant of crop harvested during the period of report.
  7. **Harvested area of vegetables** is area of entirely plant harvested/ demolished and plant harvested several times/ undemolished.
  8. **Horticulture production** is the standard production quantity form of vegetable, fruit, medicinal and ornamental plant based on harvested area/the number of production plants reported monthly/quarterly.

pada bulan/triwulan laporan.

9. **Data perkebunan besar** dikumpulkan oleh BPS setiap bulan secara lengkap (sensus bulanan).
  10. **Penghitungan luas tanaman perkebunan besar** adalah pada keadaan akhir tahun dan tidak termasuk yang luasnya kurang dari 5 hektar.
  11. **Bentuk produksi perkebunan** adalah; karet kering (karet), kelapa sawit (Tandan Buah Segar), kelapa, dan coklat.
  12. **Hutan Konservasi** adalah kawasan hutan dengan ciri khas tertentu, yang mempunyai fungsi pokok pengawetan keanekaragaman tumbuhan dan satwa serta ekosistemnya.
  13. **Hutan Lindung** adalah kawasan hutan yang mempunyai fungsi pokok sebagai perlindungan sistem penyangga kehidupan untuk mengatur tata air, mencegah banjir, mengendalikan erosi, mencegah intrusi air laut, dan memelihara kesuburan tanah.
  14. **Hutan Produksi** adalah kawasan hutan yang mempunyai fungsi pokok memproduksi hasil hutan. Hutan produksi terdiri dari Hutan Produksi Tetap (HP), Hutan Produksi Terbatas (HPT), dan Hutan Produksi yang dapat dikonversi.
9. ***Data on estates** are collected by the BPS every month on complete basis through a mailing system.*
  10. ***Planted areas** of estates refer to condition at the end of the year, and exclude areas less than 5 hectares.*
  11. ***Production of estates crops** are follows: dry rubber (rubber), oil palm (TBS), coconut, and cocoa.*
  12. ***Conservation Forest** is a forest area having specific characteristic established for the purposes of conservation of animal and plant species as well as their ecosystem.*
  13. ***Protection Forest** is a forest area designated to serve life support system, maintain hydrological system, prevent of flood, erosion control, seawater intrusion, and maintain soil fertility.*
  14. ***Production Forest** is a forest area designated mainly to promote sustainable forest production. Production forest is classified as permanent production forest, limited production forest, and convertible production forest.*



15. **Statistik perikanan** dibedakan atas data Perikanan Tangkap dan Perikanan Budidaya. Perikanan Tangkap diklasifikasikan atas penangkapan ikan di laut dan penangkapan ikan di perairan umum. Perikanan Budidaya diklasifikasikan atas jenis budidaya yaitu budidaya laut, tambak, kolam, karamba, jaring apung, dan sawah.
15. ***Fishery statistics** are categorized into capture fisheries and aquaculture. Capture fisheries are further classified into marine capture fisheries and inland open water capture fisheries. Aquaculture are further classified into several types of culture: marine culture, brackish water pond, fresh water pond, cage, floating net, and fish breeding in paddy fields.*
16. **Rumah Tangga Perikanan Tangkap** adalah rumah tangga yang melakukan kegiatan penangkapan ikan/binatang air lainnya/tanaman air dengan tujuan sebagian/seluruh hasilnya untuk dijual.
16. ***A capture fishery household** is a household conducting activities in catching fishes/other aquatic animals/aquatic plants, for which the products are wholly or partly to be sold.*
17. **Rumah Tangga Perikanan Budidaya** adalah rumah tangga yang melakukan kegiatan budidaya ikan/binatang air lainnya/tanaman air dengan tujuan sebagian/seluruh hasilnya untuk dijual.
17. ***An aquaculture fishery household** is a household conducting activities in culturing fishes/other aquatic animals/aquatic plants, for which the products are wholly or partly to be sold. different types of parameters.*

## ULASAN

## DESCRIPTION

**5.1. Hortikultura**

Pada tahun 2021 produksi cabai besar di Asahan sebesar 959,2 ton dengan rata-rata produksi 65,92 ku/ha. Hal ini mengalami penurunan dari tahun 2020 sebesar 46,3 persen. Kecamatan dengan produksi cabai besar terbesar adalah Air Joman dan Simpang Empat.

Untuk produksi buah-buahan di Kabupaten Asahan yang paling banyak adalah Pisang sebanyak 3.649,2 ton, Rambutan sebanyak 2.953,5 ton, Jambu Air sebanyak 2.640 ton, Durian sebanyak 2.355,9 ton, dan Mangga sebanyak 2.176,9 ton. Kecamatan dengan produksi salak terbesar adalah Kecamatan Buntu Pane.

**5.2. Perkebunan**

Kabupaten Asahan merupakan salah satu sentra perkebunan di Sumatera Utara. Komoditas penting yang dihasilkan perkebunan di Kabupaten Asahan adalah karet, kelapa sawit, coklat dan kelapa.

Produksi karet pada Perkebunan Rakyat terus mengalami penurunan dari tahun 2018. Pada tahun 2021 mengalami penurunan sebesar 17,5 persen. Kecamatan Air Batu merupakan kecamatan penghasil karet terbesar di Asahan.

**5.1. Horticulture**

*In the year 2021 great chilli production in Asahan about 959,2 tons with an average production of 65,92 kw/ha. This show a decrease from the year 2020 by 46,3 percent. Districts with the largest great chilli production is Air Joman and Simpang Empat.*

*The biggest production of fruits in Asahan Regency is Banana about 3.649,2 tons, 2.953,5 tons of Rambutan, 2.640 tons of Water Apple, 2.355,9 tons of Durian, and 2.176,9 tons of Mango. Districts with the largest Banana production is Buntu Pane.*

**5.2. Estates Crops**

*Asahan Regency is one of the estate crops center in Sumatera Utara Province. With rubber, oil palm, cocoa and coconuts as the main commodities.*

*Rubber production of Smallholder Estates a slight decreased from year 2018. The decreased in 2021 is 17,5 percent. District of Air Batu is the largest rubber producer in Asahan Regency.*

Kabupaten Asahan merupakan pusat perkebunan kelapa sawit rakyat di Sumatera Utara. Tanaman kelapa sawit ditanam di seluruh kecamatan di Kabupaten Asahan. Produksi kelapa sawit (Tandan Buah Segar) tahun 2021 sebesar 1.609.452,07 ton dengan total luas tanaman 75.192,42 ha. Hal ini didukung dengan banyaknya Perusahaan yang bergerak dibidang Pengolahan Kelapa Sawit (CPO).

*Asahan regency is the center of oil palm plantations in Sumatera Utara. Oil palm planted in all districts of Asahan Regency. Production of oil palm (TBS) in 2021 was 1.609.452,07 tons with total of planted area was 75.192,42 hectares. This is supported by the number of companies engaged in the Processing of Palm Oil (CPO)*

Produksi kelapa di Asahan pada tahun 2021 mencapai 22.293,11 ton dengan luas tanaman mencapai 22.882,44 ha. Kecamatan Silau Laut, Sei Kepayang, Sei Kepayang Timur, dan Tanjung Balai merupakan penghasil kelapa terbesar di Asahan.

*Coconut production in Asahan Regency of 2021 reached 22.293,11 tons with planted area was 22.882,44 hectares. District of Silau Laut, Sei Kepayang, Sei Kepayang Timur, dan Tanjung Balai was the biggest coconut producer in Asahan Regency .*

Produksi Coklat pada tahun 2021 sebesar 567,41 ton dengan luas tanaman mencapai 1.484,02 ha. Kecamatan Silau Laut merupakan penghasil terbesar kakao di Asahan.

*Cacao production in 2021 reached 567,41 tons with planted area was 1.484,02 hectares. The biggest producer of cacao in Asahan Regency was District of Silau Laut.*

Selain perkebunan yang dikelola oleh rakyat, Asahan juga merupakan sentra perkebunan yang dikelola oleh swasta dan BUMN (PTPN). Komoditas yang diusahakan antara lain karet dan kelapa sawit.

*Besides smallholder estates, Asahan Regency is also the center of Large Scale Estates, which ran by private and government (PTPN). Oil palm and rubber are their main commodities.*

Luas masing-masing tanaman adalah kelapa sawit 96.104,22 ha dan karet 16.176,58 ha dengan produksi kelapa sawit 1.739.839,37 ton dan karet 15.164,15 ton.

*The planted area of oil palm and rubber were 96.104,22 hectares and 16.176,58 hectares with the production were 1.739.839,37 tons of palm oil and 15.164,15 tons of rubber.*

**5.3. Tanaman Pangan****5.3. Food Crops**

Perkembangan produksi padi di Asahan selama tahun 2017-2021 dapat dilihat pada tabel 5.3.10 dan 5.3.11. Produksi padi sawah di Asahan mengalami penurunan dari tahun 2018. Pada tahun 2021, produksi padi sawah mengalami penurunan sekitar 19,3 persen. Produksi padi sawah mencapai 73.134,47 ton dengan rata-rata produksi 56,91 kw/ha. Kecamatan dengan produksi padi terbesar adalah Rawang Panca Arga, Sei Kepayang, dan Meranti. Sama halnya dengan padi sawah, produksi padi ladang juga mengalami penurunan sebesar 64,25 persen dari tahun 2021. Produksi padi ladang sebesar 391,38 ton. Tanaman Padi ladang diproduksi oleh 2 kecamatan yaitu Aek Songsongan dengan produksi terbesar 319,33 ton diikuti Bandar Pulau sebesar 72,05 ton.

*Development and production of Asahan during the years 2017-2021 can be seen in table 5.3.10 and 5.3.11. Asahan rice production has decreased from 2019. In 2021, the field rice has decreased about 19,3 percent. The wetland paddy production reached 73.134,47 tons with an average production of 56,91 kw/ha. Districts with the largest rice production are Rawang Panca Arga, Sei Kepayang, and Meranti. Same with production of paddy fields, the production of dryland paddy has decreased too about 64,25 percent in 2021. That produce about 391,38 tons. Dry land paddy was only planted in 2 districts, they were Aek songsongan were the biggest paddy producer 319,33 ton followed by Bandar Pulau with 72,05 tons.*

Produsen jagung terbesar di Asahan untuk tahun 2021 adalah Kecamatan Pulau Rakyat disusul Teluk Dalam. Produksi jagung di Asahan mencapai 5.927,76 ton. Kondisi ini menurun dibanding tahun 2020 sebesar 1,53 persen.

*In 2021 district of Pulau Rakyat were the biggest maize producer in Asahan. Maize production of Asahan Regency reached 5.927,76 tons. This production decreased compared to the past years that 1,53 percent.*

Tanaman ubi kayu diusahakan hampir di seluruh kecamatan. Produksi tahun 2021 menurun dibandingkan tahun 2020, dari 15.699,78 ton pada tahun 2020 menjadi 13.774,67 ton pada tahun 2021 atau sebesar 12,3 persen.

*Cassava was almost planted in all districts. This year production was decreased compared to 2020. Production of cassava in 2020 was 15.699,78 tons while in 2021 the figure became 13.774,67 tons or decreased about 12,3 percent.*

Untuk tanaman bahan makanan lainnya

*The production other kinds of Food Crops*

seperti ubi jalar, kacang tanah, kacang kedelai dan kacang hijau menurun pada tahun 2021.

*such as sweet potatoes, peanuts, soybean and green beans decreased in 2021.*

#### **5.4. Kehutanan**

Data Statistik Kehutanan sebagian besar merupakan data sekunder yang bersumber dari Dinas Kehutanan Kabupaten Asahan.

#### **5.4. Forestry**

*Most of forestry statistics are secondary data obtained from the Forestry Asahan Regency.*

Kawasan hutan adalah wilayah tertentu yang berupa hutan, yang ditunjuk dan atau ditetapkan oleh pemerintah untuk dipertahankan keberadaannya sebagai hutan tetap. Hal ini untuk menjamin kepastian hukum mengenai status kawasan hutan, letak batas dan luas suatu wilayah tertentu yang sudah ditunjuk menjadi kawasan hutan tetap. Berdasarkan Undang-Undang No. 41 Tahun 1999 tentang Kehutanan, kawasan hutan dibagi ke dalam kelompok Hutan Konservasi, Hutan Lindung, dan Hutan Produksi.

*Forest Area is a specific territory of forest ecosystem determined and or decided by the government as a permanent forest. Such decision is important to maintain the size of forest area and to ensure its legitimation and boundary demarcation of permanent forest. In accordance to the Act on Forestry No. 41/1999, forest area is categorized as Conservation Forest, Protection Forest and Production Forest.*

Hutan Konservasi terdiri dari:

Kawasan suaka alam berupa Cagar Alam (CA) dan Suaka Margasatwa (SM); kawasan pelestarian alam berupa Taman Nasional (TN), Taman Hutan Raya (THR), dan Taman Wisata Alam (TWA); dan Taman Buru (TB), yaitu kawasan hutan yang ditetapkan sebagai tempat wisata berburu.

*Conservation Forest is divided into:*

*Sanctuary Reserve area consists of Strict Nature Reserve and Wildlife Sanctuary; Nature conservation area consists of National Park (TN), Grand Forest Park (THR), and Nature Recreation Park (TWA); and Game Hunting Park (TB), which is forest area devoted for game hunting recreation.*

Menurut fungsinya hutan dibagi menjadi hutan lindung, hutan produksi terbatas, hutan produksi, dan hutan konversi. Total

*According to its function, forestland use consists of production forest, limited production forest and conservation forest.*

areal hutan di Asahan mencapai 83.672,99 ha yang dirinci atas 48.477,64 ha hutan lindung; 26.043,92 ha hutan konversi; 8.681,09 ha hutan produksi; 462,83 ha hutan produksi terbatas dan 7,51 ha hutan suaka marga satwa.

*The total forest area of Asahan Regency was 83.672,99 hectares, comprising of 48.477,64 hectares protection forest; 26.043,92 hectares cavertible forest; 8.681,09 hectares production forest; 462,83 hectares limited production forest and 7,51 hectares reservation forest.*

### 5.5. Peternakan

Produksi daging unggas tahun 2021 yang terbesar adalah ayam ras pedaging yaitu 18.543,62 ton, untuk ternak kecil yang terbesar adalah kambing/domba yaitu 169,35 ton dan untuk ternak besar adalah sapi dengan produksi daging sebesar 647,52 ton.

Populasi ternak besar yang terdiri dari sapi dan kerbau. Pada tahun 2021 populasi sapi potong sebanyak 146.500 ekor dan kerbau sebanyak 3.918 ekor.

Populasi ternak kecil yang terdiri dari kambing, domba dan babi. Pada tahun 2021 populasi kambing sebanyak 47.373 ekor, domba sebesar 43.420 ekor dan populasi babi sebesar 6.896 ekor.

Populasi unggas yang terdiri dari ayam ras pedaging, ayam ras petelur, ayam kampung dan itik. Pada tahun 2021 populasi ayam ras pedaging sebesar 13.245.442 ekor, ayam ras petelur sebanyak 3.466.524 ekor, ayam kampung sebesar 1.028.999 ekor dan populasi itik sebesar 181.596 ekor.

### 5.5. Animal Husbandary

*Poultry meat production in 2021 is the largest broiler that is equal 18.543,62 tons, the biggest for small animals which is goat/sheep is 169,35 tons and for meat livestock, the biggest producer was cow as much 647,52 tons.*

*A large livestock population which consists of cows and buffaloes. In the year 2021 population of 146.500 beef cattles and buffalo tails as many as 3.918 tails.*

*The population of small cattle consisting of goat, sheep and pigs. In the year 2021 population of 47.373 goats, sheep amounted to 43.420 tails and pig population of 6.896 tails.*

*The population of poultry which consists of broiler, layer, village chickens and ducks. In the year 2021 the population broiler of 13.245.442 tails, layer at 3.466.524 tails, amounting to 1.028.999 village chickens tails and duck population of 181.596 tails.*

**5.6. Perikanan**

Produksi ikan di Asahan pada tahun 2021 sebesar 46.236,20 ton, yang terdiri atas 43.537,04 ton ikan laut atau sebesar 94,2 persen dari total tangkapan ikan dan 2.699,16 ton ikan budidaya darat. Produksi terbesar dihasilkan oleh Kecamatan Tanjung Balai yaitu sebesar 26.169,85 ton disusul Sei Kepayang Barat dengan produksi sebesar 8.078,89 ton dan Sei Kepayang Timur diurutan ketiga dengan produksi ikan sebesar 5.127,86 ton.

Jumlah nelayan di Asahan tahun 2021 adalah 20.514 orang yang terdiri dari 11.119 orang nelayan penuh, 5.590 orang nelayan sambilan utama dan 3.805 orang nelayan sambilan tambahan.

Jumlah rumah tangga budi daya perikanan darat ada sebanyak 1.535 rumah tangga, terdiri dari 34 rumah tangga petambak, 1.343 rumah tangga budidaya kolam, 63 rumah tangga budidaya sawah dan 95 Jaring Apung.

**5.6. Fishery**

*Production of fish in the Asahan in the year 2021 amounted to 46.236,20 tons, consisting of 43.537,04 tons of marine fish or about 94,2 percent of total of fish production and 2.699,16 tons of fish farming land. The highest production by the District of Tanjung Balai about 26.169,85 tons followed the District of Sei Kepayang Barat 8.078,89 tons and third Sei Kepayang Timur about 5.127,86 tons.*

*The number of fishermen in the Asahan in 2021 was 20.514 persons consisting of 11.119 people full time fishermen, 5.590 part time fisherman and 3.805 past time fishermen.*

*Number of fish culture's household 1.535 household, consist of 34 Brackish water pond household, 1.343 fresh water pond households, 63 paddy field households and 95 Floating Net households.*

**Gambar**  
**Figure**

**5.1 Produksi Padi Sawah dan Padi Ladang (ton), 2017- 2021**  
**5.1 Production of Dry Land Paddy and Wet Land Paddy (ton), 2017 – 2021**

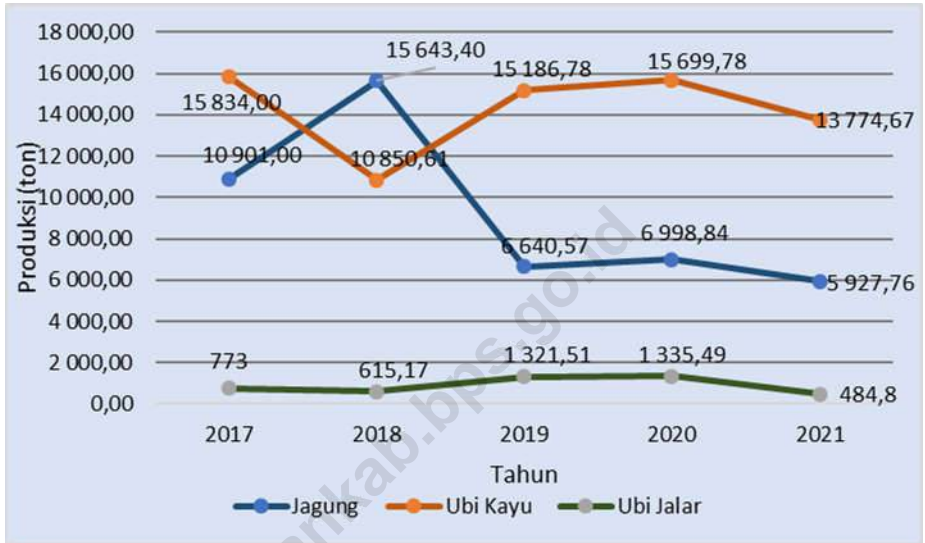


Sumber : Dinas Pertanian Kabupaten Asahan

Source : Agriculture Service of Asahan Regency

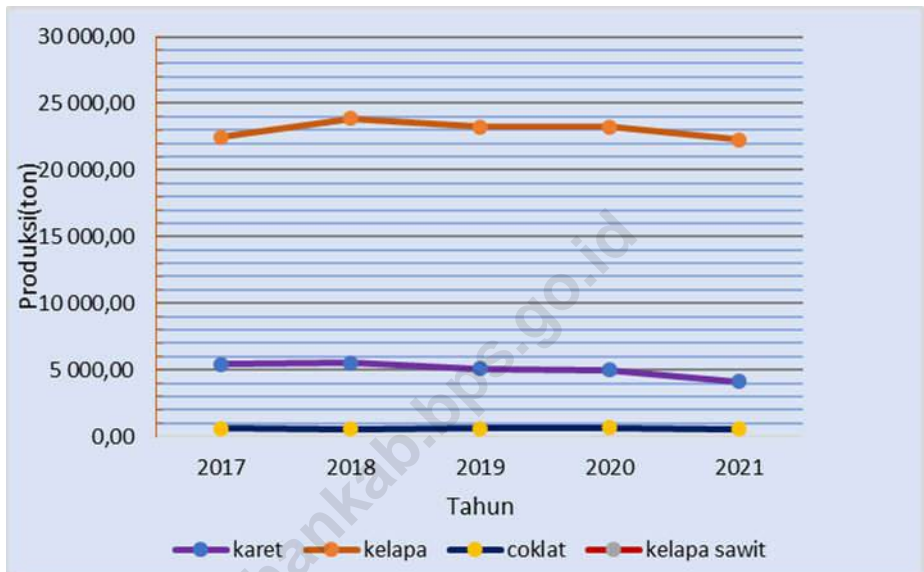


**Gambar** 5.2 **Produksi Jagung, Ubi Kayu dan Ubi Jalar (ton), 2017 - 2021**  
**Figure** 5.2 **Production of Maize, Cassava and Sweet Potatoes (ton), 2017 - 2021**



Sumber : Dinas Pertanian Kabupaten Asahan  
 Source : Agriculture Service of Asahan Regency

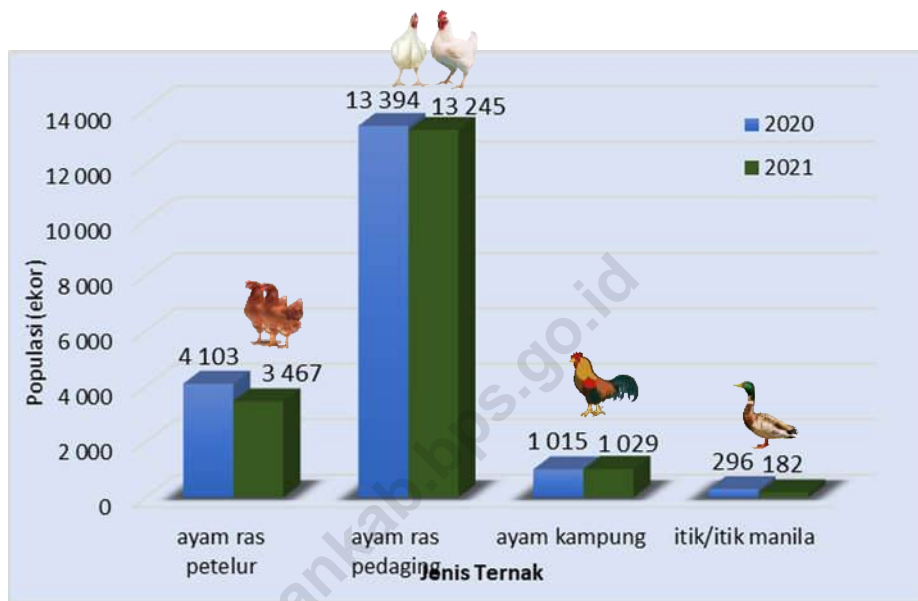
**Gambar 5.3** Produksi Tanaman Perkebunan Rakyat (ton), 2017 - 2021  
**Figure 5.3** Production of Smallholder Estates (ton), 2017 - 2021



Sumber : Dinas Pertanian Kabupaten Asahan

Source : Agriculture Service of Asahan Regency

**Gambar 5.4** Populasi Ternak Unggas Menurut Jenis Ternak di Kabupaten Asahan (ribu ekor), 2020-2021  
**Figure 5.4** Poultry Population by Kind of Poultry (thousand tail), 2020-2021



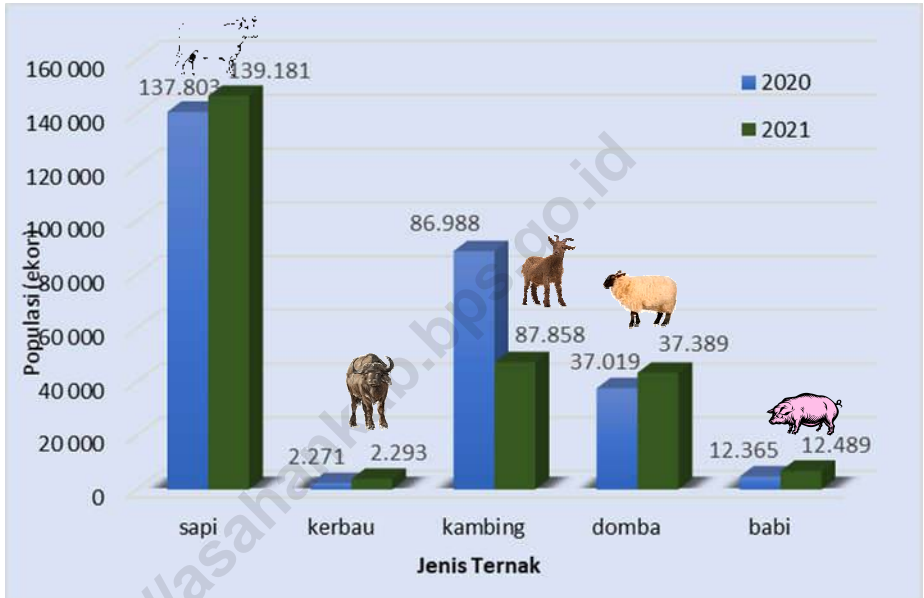
Sumber : Dinas Peternakan Kabupaten Asahan

Source : Animal Husbandry Service of Asahan Regency

**Populasi Ternak Menurut Jenis Ternak di Kabupaten Asahan (ekor), 2020-2021**

**Gambar**  
**Figure**

**5.5 Livestock Population by Kind of Livestock in Asahan Regency (tail), 2020-2021**



Sumber : Dinas Peternakan Kabupaten Asahan

Source : Animal Husbandry Service of Asahan Regency

## 5.1 Hortikultura/Horticulture

**Tabel** 5.1.1 **Luas Panen Tanaman Sayuran Menurut Kecamatan dan Jenis Tanaman di Kabupaten Asahan (ha), 2020 dan 2021**  
**Table** 5.1.1 **Harvested Area of Vegetables by Subdistrict and Kind of Plant in Asahan Regency (ha), 2020 and 2021**

| Kecamatan<br><i>District</i> | Bawang Merah<br><i>Shallots</i> |           | Cabai Besar<br><i>Big Chili</i> |            | Petsai/Sawi<br><i>Chinese Cabbage</i> |            |
|------------------------------|---------------------------------|-----------|---------------------------------|------------|---------------------------------------|------------|
|                              | 2020                            | 2021      | 2020                            | 2021       | 2020                                  | 2021       |
| (1)                          | (2)                             | (3)       | (4)                             | (5)        | (6)                                   | (7)        |
| 1. B. P. Mandoge             | -                               | -         | 5                               | 4          | -                                     | -          |
| 2. Bandar Pulau              | -                               | -         | 7                               | 13         | -                                     | -          |
| 3. Aek Songsongan            | -                               | -         | 10                              | 8          | -                                     | -          |
| 4. Rahuning                  | -                               | -         | 3                               | 6          | -                                     | -          |
| 5. Pulau Rakyat              | -                               | -         | 10                              | 8          | -                                     | -          |
| 6. Aek Kuasan                | -                               | -         | 8                               | 8          | -                                     | -          |
| 7. Aek Ledong                | -                               | -         | 8                               | 6          | -                                     | -          |
| 8. Sei Kepayang              | -                               | -         | 4                               | 4          | -                                     | -          |
| 9. Sei Kepayang Barat        | -                               | -         | 1                               | -          | -                                     | -          |
| 10. Sei Kepayang Timur       | -                               | -         | -                               | -          | -                                     | -          |
| 11. Tanjung Balai            | -                               | -         | -                               | 1          | -                                     | -          |
| 12. Simpang Empat            | 1                               | -         | 3                               | 7          | 12                                    | 12         |
| 13. Teluk Dalam              | -                               | -         | 11                              | 7          | -                                     | -          |
| 14. Air Batu                 | -                               | -         | 5                               | 7          | 12                                    | 12         |
| 15. Sei Dadap                | -                               | -         | 7                               | 5          | 12                                    | 12         |
| 16. Buntu Pane               | -                               | 1         | 5                               | 3          | -                                     | -          |
| 17. Tinggi Raja              | -                               | -         | 5                               | 4          | -                                     | -          |
| 18. Setia Janji              | -                               | -         | 3                               | 4          | -                                     | -          |
| 19. Meranti                  | -                               | -         | 7                               | 7          | -                                     | -          |
| 20. Pulo Bandring            | -                               | -         | 4                               | 3          | -                                     | -          |
| 21. Rawang Panca Arga        | -                               | -         | 7                               | 4          | -                                     | -          |
| 22. Air Joman                | 7                               | 11        | 20                              | 18         | 390                                   | 364        |
| 23. Silau Laut               | -                               | -         | 7                               | 9          | -                                     | -          |
| 24. Kisaran Barat            | -                               | -         | 3                               | 4          | -                                     | -          |
| 25. Kisaran Timur            | -                               | -         | 4                               | 6          | 8                                     | 21         |
| <b>Asahan</b>                | <b>8</b>                        | <b>12</b> | <b>147</b>                      | <b>146</b> | <b>434</b>                            | <b>421</b> |

Lanjutan Tabel/*Continued Table* 5.1.1

| Kecamatan<br><i>District</i> | Bayam<br><i>Spinach</i> |            | Cabai Rawit<br><i>Big Chili</i> |           | Jamur<br><i>Mashroom</i> |            |
|------------------------------|-------------------------|------------|---------------------------------|-----------|--------------------------|------------|
|                              | 2020                    | 2021       | 2020                            | 2021      | 2020                     | 2021       |
| (1)                          | (8)                     | (9)        | (10)                            | (11)      | (12)                     | (13)       |
| 1. B. P. Mandoge             | -                       | -          | 3                               | 2         | -                        | -          |
| 2. Bandar Pulau              | 15                      | 30         | 9                               | 4         | -                        | -          |
| 3. Aek Songsongan            | 14                      | 28         | 7                               | 5         | -                        | -          |
| 4. Rahuning                  | 15                      | 30         | 8                               | 6         | -                        | -          |
| 5. Pulau Rakyat              | 16                      | 31         | 9                               | 10        | -                        | -          |
| 6. Aek Kuasan                | 16                      | 32         | 4                               | 6         | -                        | -          |
| 7. Aek Ledong                | 17                      | 33         | 5                               | 5         | -                        | -          |
| 8. Sei Kepayang              | -                       | -          | 3                               | 1         | -                        | -          |
| 9. Sei Kepayang Barat        | -                       | -          | 1                               | 2         | -                        | -          |
| 10. Sei Kepayang Timur       | -                       | -          | 2                               | 4         | -                        | -          |
| 11. Tanjung Balai            | -                       | -          | -                               | -         | -                        | -          |
| 12. Simpang Empat            | 12                      | 12         | 2                               | -         | -                        | -          |
| 13. Teluk Dalam              | 19                      | 32         | 5                               | 6         | -                        | -          |
| 14. Air Batu                 | 12                      | 13         | 2                               | 2         | -                        | -          |
| 15. Sei Dadap                | -                       | 7          | -                               | -         | -                        | -          |
| 16. Buntu Pane               | -                       | -          | 3                               | 3         | -                        | -          |
| 17. Tinggi Raja              | 15                      | 6          | -                               | 2         | -                        | 1          |
| 18. Setia Janji              | 3                       | 7          | 2                               | 3         | -                        | 1          |
| 19. Meranti                  | 19                      | 18         | 2                               | 3         | -                        | -          |
| 20. Pulo Bandring            | -                       | -          | 4                               | 3         | -                        | -          |
| 21. Rawang Panca Arga        | 12                      | 20         | 7                               | 7         | -                        | -          |
| 22. Air Joman                | 396                     | 346        | 6                               | 5         | -                        | -          |
| 23. Silau Laut               | 13                      | 14         | 4                               | 5         | -                        | -          |
| 24. Kisaran Barat            | 18                      | 12         | 3                               | 6         | -                        | -          |
| 25. Kisaran Timur            | -                       | -          | -                               | -         | 335                      | 340        |
| <b>Asahan</b>                | <b>612</b>              | <b>671</b> | <b>91</b>                       | <b>90</b> | <b>335</b>               | <b>342</b> |

Lanjutan Tabel/Continued Table 5.1.1

|               | Kecamatan<br>District | Kacang Panjang<br>Long Beans |            | Kangkung<br>Water<br>Spinach |            | Ketimun<br>Cucumber |           |
|---------------|-----------------------|------------------------------|------------|------------------------------|------------|---------------------|-----------|
|               |                       | 2020                         | 2021       | 2020                         | 2021       | 2020                | 2021      |
| (1)           |                       | (14)                         | (15)       | (16)                         | (17)       | (18)                | (19)      |
| 1.            | B. P. Mandoge         | 7                            | 6          | 14                           | 12         | 5                   | 4         |
| 2.            | Bandar Pulau          | 10                           | 6          | 15                           | 32         | 9                   | 4         |
| 3.            | Aek Songsongan        | 13                           | 10         | 14                           | 29         | 7                   | 1         |
| 4.            | Rahuning              | 13                           | 7          | 15                           | 30         | 13                  | 5         |
| 5.            | Pulau Rakyat          | 15                           | 9          | 18                           | 31         | 10                  | 6         |
| 6.            | Aek Kuasan            | 11                           | 7          | 17                           | 32         | 15                  | 4         |
| 7.            | Aek Ledong            | 17                           | 6          | 16                           | 32         | 11                  | 3         |
| 8.            | Sei Kepayang          | -                            | -          | -                            | -          | -                   | -         |
| 9.            | Sei Kepayang Barat    | -                            | -          | -                            | -          | -                   | -         |
| 10.           | Sei Kepayang Timur    | -                            | -          | -                            | -          | -                   | -         |
| 11.           | Tanjung Balai         | -                            | -          | 10                           | 7          | -                   | -         |
| 12.           | Simpang Empat         | 9                            | 7          | 12                           | 10         | -                   | -         |
| 13.           | Teluk Dalam           | 14                           | 8          | 19                           | 32         | 11                  | 5         |
| 14.           | Air Batu              | 4                            | 4          | 12                           | 1          | 3                   | 1         |
| 15.           | Sei Dadap             | 6                            | 7          | 22                           | 14         | 3                   | -         |
| 16.           | Buntu Pane            | 9                            | 6          | 12                           | 11         | 7                   | 1         |
| 17.           | Tinggi Raja           | 7                            | 4          | 17                           | 11         | 3                   | 4         |
| 18.           | Setia Janji           | 10                           | 2          | 15                           | 11         | 6                   | 5         |
| 19.           | Meranti               | 9                            | 10         | 19                           | 18         | 10                  | 7         |
| 20.           | Pulo Bandring         | 10                           | 4          | 12                           | 11         | 7                   | 5         |
| 21.           | Rawang Panca Arga     | 11                           | 12         | 14                           | 17         | 14                  | 15        |
| 22.           | Air Joman             | 15                           | 11         | 382                          | 384        | 4                   | 4         |
| 23.           | Silau Laut            | 12                           | 8          | 24                           | 14         | 4                   | 2         |
| 24.           | Kisaran Barat         | 6                            | 10         | 12                           | 12         | -                   | -         |
| 25.           | Kisaran Timur         | 11                           | 8          | -                            | -          | 11                  | 8         |
| <b>Asahan</b> |                       | <b>219</b>                   | <b>152</b> | <b>691</b>                   | <b>751</b> | <b>153</b>          | <b>84</b> |

Lanjutan Tabel/*Continued Table* 5.1.1

| Kecamatan<br><i>District</i> | Semangka<br><i>Water Melon</i> |            | Terung<br><i>Eggplant</i> |            |
|------------------------------|--------------------------------|------------|---------------------------|------------|
|                              | 2020                           | 2021       | 2020                      | 2021       |
| (1)                          | (20)                           | (21)       | (22)                      | (23)       |
| 1. B. P. Mandoge             | -                              | 1          | 4                         | 2          |
| 2. Bandar Pulau              | -                              | -          | 6                         | 5          |
| 3. Aek Songsongan            | 1                              | -          | 10                        | 6          |
| 4. Rahuning                  | -                              | -          | 11                        | 7          |
| 5. Pulau Rakyat              | 3                              | -          | 9                         | 7          |
| 6. Aek Kuasan                | -                              | -          | 9                         | 4          |
| 7. Aek Ledong                | 1                              | -          | 7                         | 6          |
| 8. Sei Kepayang              | -                              | -          | -                         | -          |
| 9. Sei Kepayang Barat        | -                              | -          | -                         | -          |
| 10. Sei Kepayang Timur       | -                              | -          | -                         | -          |
| 11. Tanjung Balai            | -                              | -          | -                         | -          |
| 12. Simpang Empat            | 1                              | -          | 4                         | 4          |
| 13. Teluk Dalam              | 4                              | 1          | 8                         | 6          |
| 14. Air Batu                 | 1                              | -          | 8                         | 6          |
| 15. Sei Dadap                | -                              | -          | 8                         | 4          |
| 16. Buntu Pane               | -                              | 2          | 4                         | 3          |
| 17. Tinggi Raja              | -                              | -          | 3                         | 2          |
| 18. Setia Janji              | 2                              | -          | 4                         | 3          |
| 19. Meranti                  | 100                            | 50         | 7                         | 7          |
| 20. Pulo Bandring            | 3                              | 5          | 3                         | 3          |
| 21. Rawang Panca Arga        | 150                            | 100        | 9                         | 8          |
| 22. Air Joman                | 1                              | -          | 6                         | 9          |
| 23. Silau Laut               | -                              | -          | 7                         | 5          |
| 24. Kisaran Barat            | -                              | -          | -                         | -          |
| 25. Kisaran Timur            | -                              | -          | 3                         | 6          |
| <b>Asahan</b>                | <b>267</b>                     | <b>159</b> | <b>130</b>                | <b>103</b> |

Sumber : BPS, Statistik Pertanian Hortikultura SPH-SBS

Source : BPS-Statistics Indonesia, Agricultural Statistic for Horticulture SPH-SBS



**Tabel** 5.1.2 **Produksi Tanaman Sayuran Menurut Kecamatan dan Jenis Tanaman di Kabupaten Asahan (kuintal), 2020 dan 2021**  
**Table** 5.1.2 **Production of Vegetables by Subdistrict and Kind of Plant in Asahan Regency (quintal), 2020 and 2021**

| Kecamatan<br>District  | Bawang Merah<br>Shallot |            | Cabai Besar<br>Big Chili |              | Cabai Rawit<br>Cayenne Papper |              |
|------------------------|-------------------------|------------|--------------------------|--------------|-------------------------------|--------------|
|                        | 2020                    | 2021       | 2020                     | 2021         | 2020                          | 2021         |
| (1)                    | (2)                     | (3)        | (4)                      | (5)          | (6)                           | (7)          |
| 1. B. P. Mandoge       | -                       | -          | 490                      | 310          | 265                           | 95           |
| 2. Bandar Pulau        | -                       | -          | 937                      | 395          | 663                           | 182          |
| 3. Aek Songsongan      | -                       | -          | 1 085                    | 356          | 1 023                         | 345          |
| 4. Rahuning            | -                       | -          | 585                      | 268          | 1 175                         | 319          |
| 5. Pulau Rakyat        | -                       | -          | 1 390                    | 434          | 1 190                         | 461          |
| 6. Aek Kuasan          | -                       | -          | 970                      | 419          | 543                           | 298          |
| 7. Aek Ledong          | -                       | -          | 1 095                    | 335          | 647                           | 246          |
| 8. Sei Kepayang        | -                       | -          | 685                      | 519          | 500                           | 92           |
| 9. Sei Kepayang Barat  | -                       | -          | 155                      | -            | 235                           | 407          |
| 10. Sei Kepayang Timur | -                       | -          | -                        | -            | 345                           | 628          |
| 11. Tanjung Balai      | -                       | -          | -                        | 98           | -                             | -            |
| 12. Simpang Empat      | 60                      | -          | 595                      | 1 007        | 259                           | -            |
| 13. Teluk Dalam        | -                       | -          | 1 326                    | 325          | 730                           | 251          |
| 14. Air Batu           | -                       | -          | 828                      | 779          | 431                           | 263          |
| 15. Sei Dadap          | -                       | -          | 615                      | 510          | -                             | -            |
| 16. Buntu Pane         | -                       | 40         | 555                      | 190          | 390                           | 150          |
| 17. Tinggi Raja        | -                       | -          | 750                      | 240          | -                             | 255          |
| 18. Setia Janji        | -                       | -          | 310                      | 270          | 180                           | 175          |
| 19. Meranti            | -                       | -          | 500                      | 320          | 239                           | 122          |
| 20. Pulo Bandring      | -                       | -          | 395                      | 175          | 485                           | 140          |
| 21. Rawang Panca Arga  | -                       | -          | 560                      | 247          | 510                           | 412          |
| 22. Air Joman          | 365                     | 505        | 2 165                    | 1 110        | 650                           | 392          |
| 23. Silau Laut         | -                       | -          | 1 080                    | 645          | 455                           | 400          |
| 24. Kisaran Barat      | -                       | -          | 364                      | 350          | 315                           | 320          |
| 25. Kisaran Timur      | -                       | -          | 425                      | 290          | -                             | -            |
| <b>Asahan</b>          | <b>425</b>              | <b>545</b> | <b>17 860</b>            | <b>9 592</b> | <b>11 230</b>                 | <b>5 953</b> |

Lanjutan Tabel/*Continued Table* 5.1.2

| Kecamatan<br><i>District</i> | Petsai/Sawi<br><i>Chinese<br/>Cabbage</i> |               | Bayam<br><i>Spinach</i> |               | Jamur<br><i>Mushrooms</i> |            |
|------------------------------|---|---------------|-------------------------|---------------|---------------------------|------------|
|                              | 2020                                      | 2021          | 2020                    | 2021          | 2020                      | 2021       |
| (1)                          | (8)                                       | (9)           | (10)                    | (11)          | (12)                      | (13)       |
| 1. B. P. Mandoge             | -   | -             | -                       | -             | -                         | -          |
| 2. Bandar Pulau              | -   | -             | 1 397                   | 2 770         | -                         | -          |
| 3. Aek Songsongan            | -   | -             | 1 268                   | 2 600         | -                         | -          |
| 4. Rahuning                  | -   | -             | 1 353                   | 2 885         | -                         | -          |
| 5. Pulau Rakyat              | -   | -             | 1 458                   | 2 902         | -                         | -          |
| 6. Aek Kuasan                | -   | -             | 1 466                   | 3 078         | -                         | -          |
| 7. Aek Ledong                | -   | -             | 1 467                   | 3 136         | -                         | -          |
| 8. Sei Kepayang              | -   | -             | -                       | -             | -                         | -          |
| 9. Sei Kepayang Barat        | -   | -             | -                       | -             | -                         | -          |
| 10. Sei Kepayang Timur       | -   | -             | -                       | -             | -                         | -          |
| 11. Tanjung Balai            | -   | -             | -                       | -             | -                         | -          |
| 12. Simpang Empat            | 863                                       | 719           | 651                     | 703           | -                         | -          |
| 13. Teluk Dalam              | -   | -             | 1 608                   | 3 005         | -                         | -          |
| 14. Air Batu                 | 806                                       | 699           | 708                     | 691           | -                         | -          |
| 15. Sei Dadap                | 935                                       | 789           | -                       | 405           | -                         | -          |
| 16. Buntu Pane               | -   | -             | -                       | -             | -                         | -          |
| 17. Tinggi Raja              | -   | -             | 820                     | 310           | -                         | 1          |
| 18. Setia Janji              | -   | -             | 175                     | 385           | -                         | 1          |
| 19. Meranti                  | -   | -             | 1 076                   | 800           | -                         | -          |
| 20. Pulo Bandring            | -   | -             | -                       | -             | -                         | -          |
| 21. Rawang Panca Arga        | -   | -             | 729                     | 655           | -                         | -          |
| 22. Air Joman                | 30 595                                    | 16 770        | 19 600                  | 16 590        | -                         | -          |
| 23. Silau Laut               | -   | -             | 885                     | 815           | -                         | -          |
| 24. Kisaran Barat            | -   | -             | 1 120                   | 650           | -                         | -          |
| 25. Kisaran Timur            | 600                                       | 1 350         | -                       | -             | 2 275                     | 788        |
| <b>Asahan</b>                | <b>33 799</b>                             | <b>20 327</b> | <b>35781</b>            | <b>42 380</b> | <b>2 275</b>              | <b>790</b> |

Lanjutan Tabel/*Continued Table 5.1.2*

|               | Kecamatan<br><i>District</i> | Kacang Panjang<br><i>Long Beans</i> |              | Kangkung<br><i>Water Spinach</i> |               | Ketimun<br><i>Cucumber</i> |              |
|---------------|------------------------------|-------------------------------------|--------------|----------------------------------|---------------|----------------------------|--------------|
|               |                              | 2020                                | 2021         | 2020                             | 2021          | 2020                       | 2021         |
|               |                              | (14)                                | (15)         | (16)                             | (17)          | (18)                       | (19)         |
| (1)           |                              |                                     |              |                                  |               |                            |              |
| 1.            | B. P. Mandoge                | 610                                 | 425          | 920                              | 535           | 730                        | 435          |
| 2.            | Bandar Pulau                 | 920                                 | 339          | 1 380                            | 3 070         | 1 370                      | 375          |
| 3.            | Aek Songsongan               | 1 750                               | 404          | 1 305                            | 2 785         | 1 252                      | 153          |
| 4.            | Rahuning                     | 1 135                               | 355          | 1 375                            | 2 825         | 2 373                      | 237          |
| 5.            | Pulau Rakyat                 | 1 585                               | 478          | 1 525                            | 3 005         | 2 038                      | 351          |
| 6.            | Aek Kuasan                   | 1 375                               | 441          | 1 515                            | 3 070         | 2 068                      | 187          |
| 7.            | Aek Ledong                   | 1 680                               | 313          | 1 520                            | 2 728         | 1 293                      | 234          |
| 8.            | Sei Kepayang                 | -                                   | -            | -                                | -             | -                          | -            |
| 9.            | Sei Kepayang Barat           | -                                   | -            | -                                | -             | -                          | -            |
| 10.           | Sei Kepayang Timur           | -                                   | -            | -                                | -             | -                          | -            |
| 11.           | Tanjung Balai                | -                                   | -            | 639                              | 362           | -                          | -            |
| 12.           | Simpang Empat                | 971                                 | 731          | 625                              | 657           | -                          | -            |
| 13.           | Teluk Dalam                  | 1 700                               | 289          | 1 650                            | 2 978         | 2 167                      | 282          |
| 14.           | Air Batu                     | 362                                 | 394          | 699                              | 55            | 430                        | 55           |
| 15.           | Sei Dadap                    | 623                                 | 738          | 1 672                            | 840           | 355                        | -            |
| 16.           | Buntu Pane                   | 745                                 | 350          | 765                              | 570           | 870                        | 30           |
| 17.           | Tinggi Raja                  | 665                                 | 230          | 1 055                            | 510           | 300                        | 365          |
| 18.           | Setia Janji                  | 920                                 | 120          | 1 045                            | 505           | 850                        | 315          |
| 19.           | Meranti                      | 545                                 | 642          | 1 055                            | 690           | 1 320                      | 775          |
| 20.           | Pulo Bandring                | 785                                 | 225          | 720                              | 455           | 980                        | 445          |
| 21.           | Rawang Panca Arga            | 740                                 | 510          | 715                              | 601           | 1 567                      | 928          |
| 22.           | Air Joman                    | 1 350                               | 740          | 19 200                           | 19 900        | 785                        | 460          |
| 23.           | Silau Laut                   | 1 260                               | 440          | 1 520                            | 630           | 845                        | 295          |
| 24.           | Kisaran Barat                | 810                                 | 560          | 785                              | 570           | -                          | -            |
| 25.           | Kisaran Timur                | 790                                 | 535          | -                                | -             | 1 245                      | 840          |
| <b>Asahan</b> |                              | <b>21 321</b>                       | <b>9 259</b> | <b>41 685</b>                    | <b>47 341</b> | <b>22 838</b>              | <b>6 762</b> |

Lanjutan Tabel/*Continued Table* 5.1.2

| Kecamatan<br><i>District</i> | Semangka<br><i>Water Melon</i> |              | Terung<br><i>Eggplant</i> |              |
|------------------------------|--------------------------------|--------------|---------------------------|--------------|
|                              | 2020                           | 2021         | 2020                      | 2021         |
| (1)                          | (20)                           | (21)         | (22)                      | (23)         |
| 1. B. P. Mandoge             | -                              | 100          | 215                       | 135          |
| 2. Bandar Pulau              | -                              | -            | 1 015                     | 241          |
| 3. Aek Songsongan            | 110                            | -            | 1 205                     | 381          |
| 4. Rahuning                  | -                              | -            | 1 577                     | 373          |
| 5. Pulau Rakyat              | 500                            | -            | 1 290                     | 264          |
| 6. Aek Kuasan                | -                              | -            | 1 680                     | 207          |
| 7. Aek Ledong                | 110                            | -            | 1 022                     | 357          |
| 8. Sei Kepayang              | -                              | -            | -                         | -            |
| 9. Sei Kepayang Barat        | -                              | -            | -                         | -            |
| 10. Sei Kepayang Timur       | -                              | -            | -                         | -            |
| 11. Tanjung Balai            | -                              | -            | -                         | -            |
| 12. Simpang Empat            | 120                            | -            | 552                       | 529          |
| 13. Teluk Dalam              | 650                            | 120          | 1 450                     | 337          |
| 14. Air Batu                 | 160                            | -            | 949                       | 619          |
| 15. Sei Dadap                | -                              | -            | 882                       | 712          |
| 16. Buntu Pane               | -                              | 220          | 335                       | 190          |
| 17. Tinggi Raja              | -                              | -            | 430                       | 95           |
| 18. Setia Janji              | 240                            | -            | 325                       | 180          |
| 19. Meranti                  | 2 350                          | 1 000        | 415                       | 395          |
| 20. Pulo Bandring            | 340                            | 500          | 245                       | 175          |
| 21. Rawang Panca Arga        | 23 060                         | 2 000        | 590                       | 244          |
| 22. Air Joman                | 110                            | -            | 1 105                     | 670          |
| 23. Silau Laut               | -                              | -            | 790                       | 360          |
| 24. Kisaran Barat            | -                              | -            | -                         | -            |
| 25. Kisaran Timur            | -                              | -            | 365                       | 390          |
| <b>Asahan</b>                | <b>27 750</b>                  | <b>3 940</b> | <b>16 437</b>             | <b>6 854</b> |

Sumber : BPS, Statistik Pertanian Hortikultura SPH SBS

Source : BPS Statistics Indonesia, Agricultural Statistic for Horticulture SPH SBS

**Tabel** 5.1.3 **Luas Panen Tanaman Sayuran dan Buah–Buahan Semusim Menurut Jenis Tanaman (ha) di Kabupaten Asahan, 2018 – 2021**  
**Table** 5.1.3 **Harvested Area of Seasonal Vegetables and Fruits by Kind of Plant (ha) in Asahan Regency, 2018 – 2021**

| Jenis Tanaman<br><i>Kind of Plant</i> |   | 2018 | 2019 | 2020 | 2021 |
|---------------------------------------|---|------|------|------|------|
| (1)                                   |   | (2)  | (3)  | (4)  | (5)  |
| <b>Sayuran/ Vegetables</b>            |   |      |      |      |      |
| 1.                                    | Bawang Daun/ <i>Wlech Onion</i>                 | -    | -    | -    | -    |
| 2.                                    | Bawang Merah/ <i>Shallot</i>                    | 6    | 7    | 8    | 12   |
| 3.                                    | Bawang Putih/ <i>Garlic</i>                     | -    | -    | -    | -    |
| 4.                                    | Bayam/ <i>Spinach</i>                           | 526  | 646  | 612  | 671  |
| 5.                                    | Buncis/ <i>Green Bean</i>                       | -    | -    | -    | -    |
| 6.                                    | Cabai Besar/ <i>Chili (Capsicum Annum)</i>      | 152  | 163  | 147  | 146  |
| 7.                                    | Cabai Rawit/ <i>Chili (Capsicum Frutescens)</i> | 58   | 82   | 91   | 90   |
| 8.                                    | Cabai/ <i>Chili</i>                             | 210  | 245  | -    | -    |
| 9.                                    | Jamur/ <i>Mushroom</i>                          | 760  | 525  | 335  | 342  |
| 10.                                   | Kacang Merah/ <i>Red Bean</i>                   | -    | -    | -    | -    |
| 11.                                   | Kacang Panjang/ <i>Yarldlong Bean</i>           | 194  | 257  | 219  | 152  |
| 12.                                   | Kangkung/ <i>Kangkong</i>                       | 577  | 772  | 691  | 751  |
| 13.                                   | Kembang Kol/ <i>Cauliflower</i>                 | -    | -    | -    | -    |
| 14.                                   | Kentang/ <i>Potato</i>                          | -    | -    | -    | -    |
| 15.                                   | Ketimun/ <i>Cucumber</i>                        | 130  | 167  | 153  | 84   |
| 16.                                   | Kubis/ <i>Cabbage</i>                           | -    | -    | -    | -    |
| 17.                                   | Labu Siam/ <i>Chayote</i>                       | -    | -    | -    | -    |
| 18.                                   | Lobak/ <i>Radish</i>                            | -    | -    | -    | -    |
| 19.                                   | Paprika/ <i>Bell Pepper</i>                     | -    | -    | -    | -    |
| 20.                                   | Petsai/ <i>Chinese Cabbage</i>                  | 507  | 458  | 434  | 421  |
| 21.                                   | Terung/ <i>Eggplant</i>                         | 107  | 141  | 130  | 103  |
| 22.                                   | Tomat/ <i>Tomato</i>                            | -    | -    | -    | -    |
| 23.                                   | Wortel/ <i>Carrot</i>                           | -    | -    | -    | -    |
| <b>Buah–buahan/ Fruits</b>            |   |      |      |      |      |
| 24.                                   | Blewah/ <i>Cantaloupe</i>                       | -    | -    | -    | -    |
| 25.                                   | Melon/ <i>Melon</i>                             | -    | -    | -    | -    |
| 26.                                   | Semangka/ <i>Watermelon</i>                     | 345  | 87   | 267  | 159  |
| 27.                                   | Stroberi/ <i>Strawberry</i>                     | -    | -    | -    | -    |

Sumber : BPS, Statistik Pertanian Hortikultura SPH-SBS

Source : BPS-Statistics Indonesia, Agricultural Statistic for Horticulture SPH-SBS

**Tabel**  
**Table** 5.1.4 **Produksi Tanaman Sayuran dan Buah–Buahan Semusim Menurut Jenis Tanaman (kuintal) di Kabupaten Asahan, 2018 – 2021**  
**Production of Seasonal Vegetables and Fruits by Kind of Plant (quintal) in Asahan Regency, 2018 - 2021**

| Jenis Tanaman<br><i>Kind of Plant</i> |   | 2018   | 2019   | 2020   | 2021   |
|---------------------------------------|---|--------|--------|--------|--------|
| (1)                                   |   | (2)    | (3)    | (4)    | (5)    |
| <b>Sayuran/ Vegetables</b>            |   |        |        |        |        |
| 1.                                    | Bawang Daun/ <i>Wlech Onion</i>                 | -      | -      | -      | -      |
| 2.                                    | Bawang Merah/ <i>Shallot</i>                    | 550    | 620    | 425    | 545    |
| 3.                                    | Bawang Putih/ <i>Garlic</i>                     | -      | -      | -      | -      |
| 4.                                    | Bayam/ <i>Spinach</i>                           | 30 394 | 30 649 | 35 781 | 42 380 |
| 5.                                    | Buncis/ <i>Green Bean</i>                       | -      | -      | -      | -      |
| 6.                                    | Cabai Besar/ <i>Chili (Capsicum Annum)</i>      | 10 487 | 8 473  | 17 860 | 9 592  |
| 7.                                    | Cabai Rawit/ <i>Chili (Capsicum Frutescens)</i> | 3 547  | 4 633  | 11 230 | 5 953  |
| 8.                                    | Cabai/ <i>Chili</i>                             | 14 034 | 13 106 | -      | -      |
| 9.                                    | Jamur/ <i>Mushroom</i>                          | 5 385  | 2 475  | 2 275  | 790    |
| 10.                                   | Kacang Merah/ <i>Red Bean</i>                   | -      | -      | -      | -      |
| 11.                                   | Kacang Panjang/ <i>Yarldlong Bean</i>           | 12 657 | 14 254 | 21 321 | 9 259  |
| 12.                                   | Kangkung/ <i>Kangkong</i>                       | 30 461 | 32 212 | 41 685 | 47 341 |
| 13.                                   | Kembang Kol/ <i>Cauliflower</i>                 | -      | -      | -      | -      |
| 14.                                   | Kentang/ <i>Potato</i>                          | -      | -      | -      | -      |
| 15.                                   | Ketimun/ <i>Cucumber</i>                        | 12 260 | 14 076 | 22 838 | 6 762  |
| 16.                                   | Kubis/ <i>Cabbage</i>                           | -      | -      | -      | -      |
| 17.                                   | Labu Siam/ <i>Chayote</i>                       | -      | -      | -      | -      |
| 18.                                   | Lobak/ <i>Radish</i>                            | -      | -      | -      | -      |
| 19.                                   | Paprika/ <i>Bell Pepper</i>                     | -      | -      | -      | -      |
| 20.                                   | Petsai/ <i>Chinese Cabbage</i>                  | 33 955 | 30 583 | 33 799 | 20 327 |
| 21.                                   | Terung/ <i>Eggplant</i>                         | 7 931  | 8 629  | 16 437 | 6 854  |
| 22.                                   | Tomat/ <i>Tomato</i>                            | -      | -      | -      | -      |
| 23.                                   | Wortel/ <i>Carrot</i>                           | -      | -      | -      | -      |
| <b>Buah–buahan/ Fruits</b>            |   |        |        |        |        |
| 24.                                   | Blewah/ <i>Cantaloupe</i>                       | -      | -      | -      | -      |
| 25.                                   | Melon/ <i>Melon</i>                             | -      | 120    | -      | -      |
| 26.                                   | Semangka/ <i>Watermelon</i>                     | 17 490 | 7 305  | 27 750 | 3 940  |
| 27.                                   | Stroberi/ <i>Strawberry</i>                     | -      | -      | -      | -      |

Sumber : BPS, Statistik Pertanian Hortikultura SPH-SBS

Source : BPS-Statistics Indonesia, Agricultural Statistic for Horticulture SPH-SBS

**Tabel** 5.1.5 **Luas Panen Tanaman Biofarmaka Menurut Kecamatan dan Jenis Tanaman di Kabupaten Asahan (m<sup>2</sup>), 2020 dan 2021**  
**Table** 5.1.5 **Harvested Area of Medicinal Plants by Subdistrict and Kind of Plant in Asahan Regency (m<sup>2</sup>), 2020 and 2021**

| Kecamatan<br>District  | Jahe<br>Ginger |               | Laos/Lengkuas<br>Galanga |               | Kencur<br>East Indian<br>Galangial |              |
|------------------------|----------------|---------------|--------------------------|---------------|------------------------------------|--------------|
|                        | 2020           | 2021          | 2020                     | 2021          | 2020                               | 2021         |
| (1)                    | (2)            | (3)           | (4)                      | (5)           | (6)                                | (7)          |
| 1. B. P. Mandoge       | 1 260          | 500           | 600                      | 230           | 650                                | 300          |
| 2. Bandar Pulau        | 230            | 210           | 125                      | 315           | 110                                | 115          |
| 3. Aek Songsongan      | 145            | 160           | 85                       | 160           | 140                                | 165          |
| 4. Rahuning            | 380            | 440           | 150                      | 230           | 130                                | 290          |
| 5. Pulau Rakyat        | 195            | 220           | 130                      | 280           | 120                                | 250          |
| 6. Aek Kuasan          | 90             | 360           | 190                      | 420           | 50                                 | 265          |
| 7. Aek Ledong          | 400            | 1 855         | 130                      | 270           | 60                                 | 120          |
| 8. Sei Kepayang        | 26             | 137           | 27                       | 75            | 66                                 | 79           |
| 9. Sei Kepayang Barat  | 99             | 55            | 83                       | 41            | 44                                 | 50           |
| 10. Sei Kepayang Timur | 22             | 65            | 42                       | 35            | 24                                 | 49           |
| 11. Tanjung Balai      | 31             | 53            | 24                       | 20            | 55                                 | 44           |
| 12. Simpang Empat      | 71             | 135           | 53                       | 96            | 25                                 | 64           |
| 13. Teluk Dalam        | 90             | 200           | 115                      | 200           | 25                                 | 185          |
| 14. Air Batu           | 7              | 52            | 40                       | 40            | 33                                 | 30           |
| 15. Sei Dadap          | 57             | 81            | 58                       | 17            | 42                                 | 53           |
| 16. Buntu Pane         | 8 900          | 12 500        | 5 600                    | 7 600         | -                                  | -            |
| 17. Tinggi Raja        | 43             | 56            | 30                       | 50            | 34                                 | 51           |
| 18. Setia Janji        | 1 710          | 3 500         | 295                      | 190           | -                                  | 10           |
| 19. Meranti            | 106            | 125           | 109                      | 160           | 49                                 | 60           |
| 20. Pulo Bandring      | 18             | 371           | 4                        | 150           | 18                                 | 84           |
| 21. Rawang Panca Arga  | 63             | 76            | 43                       | 73            | 72                                 | 64           |
| 22. Air Joman          | 448            | 486           | 348                      | 808           | 30                                 | 210          |
| 23. Silau Laut         | 62             | 172           | 77                       | 124           | 60                                 | 86           |
| 24. Kisaran Barat      | 95             | 138           | 70                       | 80            | 5                                  | 5            |
| 25. Kisaran Timur      | 49             | 70            | 49                       | 80            | 15                                 | 26           |
| <b>Asahan</b>          | <b>14 597</b>  | <b>22 017</b> | <b>8 477</b>             | <b>11 744</b> | <b>1 857</b>                       | <b>2 655</b> |

Lanjutan Tabel/*Continued Table* 5.1.5

| Kecamatan<br><i>District</i> | Kunyit<br><i>Turmeric</i> |               | Dlingo<br><i>Calamus</i> |          | Kapulaga<br><i>Java Cardamom</i> |           |
|------------------------------|---------------------------|---------------|--------------------------|----------|----------------------------------|-----------|
|                              | 2020                      | 2021          | 2020                     | 2021     | 2020                             | 2021      |
| (1)                          | (8)                       | (9)           | (10)                     | (11)     | (12)                             | (13)      |
| 1. B. P. Mandoge             | 690                       | 170           | -                        | -        | -                                | -         |
| 2. Bandar Pulau              | 140                       | 85            | -                        | -        | -                                | -         |
| 3. Aek Songsongan            | 200                       | 220           | -                        | -        | -                                | -         |
| 4. Rahuning                  | 130                       | 295           | 10                       | -        | -                                | -         |
| 5. Pulau Rakyat              | 130                       | 135           | 5                        | -        | 5                                | 5         |
| 6. Aek Kuasan                | 75                        | 270           | -                        | -        | 10                               | -         |
| 7. Aek Ledong                | 115                       | 360           | 25                       | -        | -                                | -         |
| 8. Sei Kepayang              | 46                        | 31            | -                        | -        | -                                | -         |
| 9. Sei Kepayang Barat        | 75                        | 53            | -                        | -        | -                                | -         |
| 10. Sei Kepayang Timur       | 16                        | 43            | -                        | -        | -                                | -         |
| 11. Tanjung Balai            | 79                        | 69            | -                        | -        | -                                | -         |
| 12. Simpang Empat            | 109                       | 80            | -                        | -        | -                                | -         |
| 13. Teluk Dalam              | 73                        | 235           | -                        | -        | -                                | 10        |
| 14. Air Batu                 | 42                        | 72            | -                        | -        | -                                | -         |
| 15. Sei Dadap                | 147                       | 100           | -                        | -        | -                                | -         |
| 16. Buntu Pane               | 6 700                     | 9 200         | -                        | -        | -                                | -         |
| 17. Tinggi Raja              | 40                        | 46            | -                        | -        | -                                | -         |
| 18. Setia Janji              | 230                       | 170           | -                        | -        | -                                | -         |
| 19. Meranti                  | 60                        | 65            | -                        | -        | -                                | -         |
| 20. Pulo Bandring            | 17                        | 126           | -                        | -        | -                                | -         |
| 21. Rawang Panca Arga        | 61                        | 62            | -                        | -        | -                                | -         |
| 22. Air Joman                | 580                       | 520           | 3                        | -        | -                                | -         |
| 23. Silau Laut               | 133                       | 166           | 1                        | -        | -                                | -         |
| 24. Kisaran Barat            | 54                        | 69            | 1                        | -        | -                                | -         |
| 25. Kisaran Timur            | 36                        | 35            | -                        | -        | -                                | -         |
| <b>Asahan</b>                | <b>9 978</b>              | <b>12 677</b> | <b>45</b>                | <b>-</b> | <b>15</b>                        | <b>15</b> |



Lanjutan Tabel/Continued Table 5.1.5

| Kecamatan<br><i>District</i> | Lempuyang<br><i>Zingiber</i><br><i>Aromaticum</i> |            | Lidah Buaya<br><i>Aloevera</i> |            | Mahkota Dewa<br><i>Phaleria</i><br><i>Macrocarpa</i> |            |
|------------------------------|---|------------|--------------------------------|------------|--|------------|
|                              | 2020  | 2021       | 2020                           | 2021       | 2020   | 2021       |
| (1)                          | (14)  | (15)       | (16)                           | (17)       | (18)   | (19)       |
| 1. B. P. Mandoge             | -   | -          | 25                             | 20         | -  | 25         |
| 2. Bandar Pulau              | 60  | 75         | 20                             | 40         | -  | 40         |
| 3. Aek Songsongan            | 10  | -          | 10                             | 20         | -  | 40         |
| 4. Rahuning                  | -   | -          | 10                             | 35         | -  | 25         |
| 5. Pulau Rakyat              | -   | 10         | 10                             | 15         | -  | 10         |
| 6. Aek Kuasan                | -   | 50         | 35                             | 50         | -  | 25         |
| 7. Aek Ledong                | 15  | 25         | 5                              | 25         | -  | 20         |
| 8. Sei Kepayang              | -   | -          | -                              | -          | -  | -          |
| 9. Sei Kepayang Barat        | -   | -          | -                              | -          | -  | -          |
| 10. Sei Kepayang Timur       | -   | -          | -                              | -          | -  | -          |
| 11. Tanjung Balai            | 25  | 15         | -                              | 3          | -  | -          |
| 12. Simpang Empat            | -   | -          | -                              | -          | -  | 4          |
| 13. Teluk Dalam              | -   | -          | 10                             | 28         | -  | 20         |
| 14. Air Batu                 | -   | -          | -                              | -          | 13   | 13         |
| 15. Sei Dadap                | 2   | 5          | -                              | -          | -  | -          |
| 16. Buntu Pane               | -   | -          | 15                             | 36         | -  | 10         |
| 17. Tinggi Raja              | -   | -          | -                              | 2          | 2  | 4          |
| 18. Setia Janji              | -   | -          | -                              | 1          | -  | 5          |
| 19. Meranti                  | -   | -          | -                              | -          | -  | -          |
| 20. Pulo Bandring            | 11  | 36         | 2                              | 1          | 2  | 2          |
| 21. Rawang Panca Arga        | -   | -          | -                              | -          | -  | -          |
| 22. Air Joman                | -   | -          | 4                              | 4          | 4  | 4          |
| 23. Silau Laut               | -   | -          | 5                              | 5          | 2  | 2          |
| 24. Kisaran Barat            | -   | -          | 7                              | 9          | 10   | 10         |
| 25. Kisaran Timur            | 14  | 8          | 4                              | 4          | -  | -          |
| <b>Asahan</b>                | <b>137</b>  | <b>224</b> | <b>162</b>                     | <b>298</b> | <b>33</b>  | <b>259</b> |

Lanjutan Tabel/*Continued Table* 5.1.5

| Kecamatan<br><i>District</i> | Mengkudu<br><i>Indian Mulberry</i> |            | Sambiloto<br><i>King of Bitter</i> |            | Temuireng<br><i>Black Turmeric</i> |            |
|------------------------------|------------------------------------|------------|------------------------------------|------------|------------------------------------|------------|
|                              | 2020                               | 2021       | 2020                               | 2021       | 2020                               | 2021       |
|                              | (1)                                | (20)       | (21)                               | (22)       | (23)                               | (24)       |
| 1. B. P. Mandoge             | -                                  | 50         | -                                  | -          | -                                  | -          |
| 2. Bandar Pulau              | -                                  | 35         | -                                  | 10         | 20                                 | 80         |
| 3. Aek Songsongan            | -                                  | 60         | -                                  | 25         | 25                                 | 100        |
| 4. Rahuning                  | 200                                | 95         | -                                  | 10         | -                                  | 20         |
| 5. Pulau Rakyat              | -                                  | 110        | -                                  | 3          | 15                                 | 50         |
| 6. Aek Kuasan                | -                                  | 40         | -                                  | 25         | -                                  | -          |
| 7. Aek Ledong                | -                                  | 56         | 10                                 | 33         | 10                                 | 70         |
| 8. Sei Kepayang              | -                                  | -          | -                                  | -          | -                                  | -          |
| 9. Sei Kepayang Barat        | -                                  | -          | -                                  | -          | -                                  | -          |
| 10. Sei Kepayang Timur       | -                                  | -          | -                                  | -          | -                                  | -          |
| 11. Tanjung Balai            | -                                  | -          | -                                  | -          | 12                                 | 65         |
| 12. Simpang Empat            | -                                  | -          | -                                  | -          | -                                  | -          |
| 13. Teluk Dalam              | 20                                 | 30         | -                                  | 10         | -                                  | -          |
| 14. Air Batu                 | -                                  | -          | -                                  | -          | -                                  | -          |
| 15. Sei Dadap                | -                                  | -          | -                                  | 1          | -                                  | -          |
| 16. Buntu Pane               | -                                  | 10         | -                                  | -          | -                                  | -          |
| 17. Tinggi Raja              | 1                                  | 1          | -                                  | -          | 3                                  | 26         |
| 18. Setia Janji              | 5                                  | 5          | -                                  | -          | -                                  | -          |
| 19. Meranti                  | -                                  | -          | -                                  | -          | -                                  | -          |
| 20. Pulo Bandring            | 1                                  | 1          | 1                                  | 1          | 1                                  | 1          |
| 21. Rawang Panca Arga        | -                                  | -          | -                                  | -          | -                                  | -          |
| 22. Air Joman                | 6                                  | 6          | 2                                  | 2          | -                                  | -          |
| 23. Silau Laut               | 2                                  | 2          | 1                                  | 1          | -                                  | -          |
| 24. Kisaran Barat            | 10                                 | 10         | 2                                  | 2          | -                                  | 3          |
| 25. Kisaran Timur            | 5                                  | 5          | -                                  | -          | 9                                  | 14         |
| <b>Asahan</b>                | <b>250</b>                         | <b>516</b> | <b>16</b>                          | <b>123</b> | <b>95</b>                          | <b>429</b> |

Lanjutan Tabel/*Continued Table 5.1.5*

| Kecamatan<br><i>District</i> | Temukunci<br><i>Chinese Keys</i> |            | Temulawak<br><i>Java Turmeric</i> |              |
|------------------------------|----------------------------------|------------|-----------------------------------|--------------|
|                              | 2020                             | 2021       | 2020                              | 2021         |
| (1)                          | (26)                             | (27)       | (28)                              | (29)         |
| 1. B. P. Mandoge             | -                                | -          | 400                               | 460          |
| 2. Bandar Pulau              | 30                               | 110        | 110                               | 125          |
| 3. Aek Songsongan            | 60                               | -          | 110                               | 132          |
| 4. Rahuning                  | 10                               | 15         | 35                                | 80           |
| 5. Pulau Rakyat              | 10                               | 35         | 10                                | 70           |
| 6. Aek Kuasan                | -                                | 25         | 15                                | 33           |
| 7. Aek Ledong                | -                                | -          | 10                                | 95           |
| 8. Sei Kepayang              | -                                | -          | 50                                | 70           |
| 9. Sei Kepayang Barat        | -                                | -          | -                                 | -            |
| 10. Sei Kepayang Timur       | -                                | -          | 60                                | 30           |
| 11. Tanjung Balai            | -                                | -          | 27                                | 35           |
| 12. Simpang Empat            | -                                | -          | -                                 | -            |
| 13. Teluk Dalam              | 5                                | 25         | 30                                | 80           |
| 14. Air Batu                 | -                                | -          | 63                                | 25           |
| 15. Sei Dadap                | -                                | -          | 52                                | 65           |
| 16. Buntu Pane               | -                                | -          | -                                 | 50           |
| 17. Tinggi Raja              | -                                | -          | 36                                | 40           |
| 18. Setia Janji              | -                                | -          | -                                 | 20           |
| 19. Meranti                  | -                                | -          | 35                                | 40           |
| 20. Pulo Bandring            | -                                | -          | 12                                | 20           |
| 21. Rawang Panca Arga        | -                                | -          | -                                 | -            |
| 22. Air Joman                | -                                | -          | 50                                | 330          |
| 23. Silau Laut               | -                                | -          | -                                 | -            |
| 24. Kisaran Barat            | -                                | 3          | 6                                 | 22           |
| 25. Kisaran Timur            | -                                | -          | 9                                 | 22           |
| <b>Asahan</b>                | <b>115</b>                       | <b>213</b> | <b>1 120</b>                      | <b>1 844</b> |

Sumber : BPS, Statistik Pertanian Hortikultura SPH SBS

Source : BPS Statistics Indonesia, Agricultural Statistic for Horticulture SPH SBS

**Tabel**  
**Table**

5.1.6

**Produksi Tanaman Biofarmaka Menurut Kecamatan dan Jenis  
Tanaman di Kabupaten Asahan (kg), 2020 dan 2021**  
*Production of Medicinal Plants by Subdistrict and Kind of Plant in  
Asahan Regency (kg), 2020 and 2021*

| Kecamatan<br><i>District</i> | Jahe<br><i>Ginger</i> |               | Laos/Lengkuas<br><i>Galanga</i> |               | Kencur<br><i>East Indian<br/>Galangial</i> |              |
|------------------------------|-----------------------|---------------|---------------------------------|---------------|--|--------------|
|                              | 2020                  | 2021          | 2020                            | 2021          | 2020                                       | 2021         |
| (1)                          | (2)                   | (3)           | (4)                             | (5)           | (6)  | (7)          |
| 1. B. P. Mandoge             | 6 660                 | 2 710         | 3 026                           | 375           | 1 915                                      | 450          |
| 2. Bandar Pulau              | 945                   | 780           | 535                             | 1 070         | 400  | 515          |
| 3. Aek Songsongan            | 675                   | 605           | 380                             | 645           | 440  | 640          |
| 4. Rahuning                  | 1 470                 | 1 070         | 615                             | 730           | 385  | 1 000        |
| 5. Pulau Rakyat              | 900                   | 670           | 545                             | 915           | 410  | 780          |
| 6. Aek Kuasan                | 450                   | 2 390         | 765                             | 2 370         | 207  | 825          |
| 7. Aek Ledong                | 1 350                 | 4 000         | 375                             | 645           | 90   | 460          |
| 8. Sei Kepayang              | 95                    | 335           | 136                             | 253           | 260  | 202          |
| 9. Sei Kepayang Barat        | 415                   | 192           | 313                             | 72            | 195  | 155          |
| 10. Sei Kepayang Timur       | 70                    | 166           | 174                             | 112           | 96   | 161          |
| 11. Tanjung Balai            | 98                    | 142           | 96                              | 63            | 129  | 114          |
| 12. Simpang Empat            | 256                   | 270           | 194                             | 237           | 120  | 210          |
| 13. Teluk Dalam              | 310                   | 610           | 485                             | 530           | 120  | 480          |
| 14. Air Batu                 | 28                    | 164           | 161                             | 91            | 103  | 79           |
| 15. Sei Dadap                | 250                   | 250           | 210                             | 57            | 135  | 186          |
| 16. Buntu Pane               | 32 680                | 39 970        | 19 250                          | 12 388        | -  | -            |
| 17. Tinggi Raja              | 150                   | 251           | 118                             | 165           | 124  | 204          |
| 18. Setia Janji              | 7 160                 | 12 750        | 1 220                           | 310           | -  | 24           |
| 19. Meranti                  | 504                   | 855           | 840                             | 770           | 195  | 175          |
| 20. Pulo Bandring            | 44                    | 622           | 14                              | 450           | 19   | 222          |
| 21. Rawang Panca Arga        | 322                   | 415           | 191                             | 460           | 281  | 220          |
| 22. Air Joman                | 1 923                 | 1 938         | 1 562                           | 1 876         | 154  | 825          |
| 23. Silau Laut               | 300                   | 485           | 353                             | 249           | 183  | 322          |
| 24. Kisaran Barat            | 363                   | 577           | 259                             | 230           | 41   | 8            |
| 25. Kisaran Timur            | 281                   | 307           | 300                             | 477           | 61   | 108          |
| <b>Asahan</b>                | <b>57699</b>          | <b>72 524</b> | <b>32 117</b>                   | <b>25 540</b> | <b>6 063</b>                               | <b>8 365</b> |

Lanjutan Tabel/Continued Table 5.1.6

| Kecamatan<br>District  | Kunyit<br>Turmeric |               | Dlingo<br>Calamus |          | Kapulaga<br>Java Cardamom |           |
|------------------------|--------------------|---------------|-------------------|----------|---------------------------|-----------|
|                        | 2020               | 2021          | 2020              | 2021     | 2020                      | 2021      |
|                        | (1)                | (8)           | (9)               | (10)     | (11)                      | (12)      |
| 1. B. P. Mandoge       | 2 735              | 500           | -                 | -        | -                         | -         |
| 2. Bandar Pulau        | 855                | 405           | -                 | -        | -                         | -         |
| 3. Aek Songsongan      | 740                | 685           | -                 | -        | -                         | -         |
| 4. Rahuning            | 750                | 915           | 48                | -        | -                         | -         |
| 5. Pulau Rakyat        | 455                | 435           | 9                 | -        | 12                        | 15        |
| 6. Aek Kuasan          | 230                | 860           | -                 | -        | 38                        | -         |
| 7. Aek Ledong          | 420                | 940           | 85                | -        | -                         | -         |
| 8. Sei Kepayang        | 209                | 85            | -                 | -        | -                         | -         |
| 9. Sei Kepayang Barat  | 327                | 127           | -                 | -        | -                         | -         |
| 10. Sei Kepayang Timur | 99                 | 126           | -                 | -        | -                         | -         |
| 11. Tanjung Balai      | 237                | 239           | -                 | -        | -                         | -         |
| 12. Simpang Empat      | 455                | 173           | -                 | -        | -                         | -         |
| 13. Teluk Dalam        | 220                | 637           | -                 | -        | -                         | 30        |
| 14. Air Batu           | 111                | 255           | -                 | -        | -                         | -         |
| 15. Sei Dadap          | 432                | 400           | -                 | -        | -                         | -         |
| 16. Buntu Pane         | 19 622             | 29<br>100     | -                 | -        | -                         | -         |
| 17. Tinggi Raja        | 150                | 164           | -                 | -        | -                         | -         |
| 18. Setia Janji        | 562                | 450           | -                 | -        | -                         | -         |
| 19. Meranti            | 275                | 225           | -                 | -        | -                         | -         |
| 20. Pulo Bandring      | 47                 | 422           | -                 | -        | -                         | -         |
| 21. Rawang Panca Arga  | 310                | 290           | -                 | -        | -                         | -         |
| 22. Air Joman          | 2 045              | 1 740         | 9                 | -        | -                         | -         |
| 23. Silau Laut         | 437                | 647           | 5                 | -        | -                         | -         |
| 24. Kisaran Barat      | 217                | 243           | 3                 | -        | -                         | -         |
| 25. Kisaran Timur      | 175                | 175           | -                 | -        | -                         | -         |
| <b>Asahan</b>          | <b>32 115</b>      | <b>40 238</b> | <b>159</b>        | <b>-</b> | <b>50</b>                 | <b>45</b> |

Lanjutan Tabel/*Continued Table* 5.1.6

| Kecamatan<br><i>District</i> | Lempuyang<br><i>Zingiber</i><br><i>Aromaticum</i> |            | Lidah Buaya<br><i>Aloevera</i> |              | Mahkota Dewa<br><i>Phaleria</i><br><i>Macrocarpa</i> |               |
|------------------------------|---|------------|--------------------------------|--------------|--|---------------|
|                              | 2020  | 2021       | 2020                           | 2021         | 2020   | 2021          |
|                              | (1)   | (14)       | (15)                           | (16)         | (17)   | (18)          |
| 1. B. P. Mandoge             | -   | -          | 68                             | 23           | -  | 900           |
| 2. Bandar Pulau              | 420   | 290        | 39                             | 205          | -  | 1 800         |
| 3. Aek Songsongan            | 70  | -          | 30                             | 120          | -  | 1 560         |
| 4. Rahuning                  | -   | -          | 25                             | 141          | -  | 900           |
| 5. Pulau Rakyat              | -   | 56         | 25                             | 85           | -  | 360           |
| 6. Aek Kuasan                | -   | 350        | 105                            | 220          | -  | 1 200         |
| 7. Aek Ledong                | 97  | 53         | 10                             | 113          | -  | 960           |
| 8. Sei Kepayang              | -   | -          | -                              | -            | -  | -             |
| 9. Sei Kepayang Barat        | -   | -          | -                              | -            | -  | -             |
| 10. Sei Kepayang Timur       | -   | -          | -                              | -            | -  | -             |
| 11. Tanjung Balai            | 91  | 30         | -                              | 11           | -  | -             |
| 12. Simpang Empat            | -   | -          | -                              | -            | -  | 48            |
| 13. Teluk Dalam              | -   | -          | 25                             | 75           | -  | 720           |
| 14. Air Batu                 | -   | -          | -                              | -            | 624  | 156           |
| 15. Sei Dadap                | 10  | 29         | -                              | -            | -  | -             |
| 16. Buntu Pane               | -   | -          | 25                             | 45           | -  | 480           |
| 17. Tinggi Raja              | -   | -          | -                              | 7            | 48   | 192           |
| 18. Setia Janji              | -   | -          | -                              | 2            | -  | 60            |
| 19. Meranti                  | -   | -          | -                              | -            | -  | -             |
| 20. Pulo Bandring            | 48  | 140        | 8                              | 2            | 24   | 72            |
| 21. Rawang Panca Arga        | -   | -          | -                              | -            | -  | -             |
| 22. Air Joman                | -   | -          | 11                             | 4            | 144  | 192           |
| 23. Silau Laut               | -   | -          | 28                             | 12           | 72   | 96            |
| 24. Kisaran Barat            | -   | -          | 21                             | 8            | 360  | 480           |
| 25. Kisaran Timur            | 44  | 6          | 31                             | 35           | -  | -             |
| <b>Asahan</b>                | <b>780</b>  | <b>954</b> | <b>451</b>                     | <b>1 108</b> | <b>1 272</b>   | <b>10 176</b> |

Lanjutan Tabel/*Continued Table 5.1.6*

|               | Kecamatan<br><i>District</i> | Mengkudu               |              | Sambiloto             |            | Temuireng             |            |
|---------------|------------------------------|------------------------|--------------|-----------------------|------------|-----------------------|------------|
|               |                              | <i>Indian Mulberry</i> |              | <i>King of Bitter</i> |            | <i>Black Turmeric</i> |            |
|               |                              | 2020                   | 2021         | 2020                  | 2021       | 2020                  | 2021       |
| (1)           | (20)                         | (21)                   | (22)         | (23)                  | (24)       | (25)                  |            |
| 1.            | B. P. Mandoge                | -                      | 10           | -                     | -          | -                     | -          |
| 2.            | Bandar Pulau                 | -                      | 140          | -                     | 100        | 160                   | -          |
| 3.            | Aek Songsongan               | -                      | 230          | -                     | 109        | 69                    | -          |
| 4.            | Rahuning                     | 706                    | 380          | -                     | 28         | -                     | 706        |
| 5.            | Pulau Rakyat                 | -                      | 433          | -                     | 26         | 40                    | -          |
| 6.            | Aek Kuasan                   | -                      | 130          | -                     | 103        | -                     | -          |
| 7.            | Aek Ledong                   | -                      | 143          | 10                    | 88         | 45                    | -          |
| 8.            | Sei Kepayang                 | -                      | -            | -                     | -          | -                     | -          |
| 9.            | Sei Kepayang Barat           | -                      | -            | -                     | -          | -                     | -          |
| 10.           | Sei Kepayang Timur           | -                      | -            | -                     | -          | -                     | -          |
| 11.           | Tanjung Balai                | -                      | -            | -                     | -          | 63                    | -          |
| 12.           | Simpang Empat                | -                      | -            | -                     | -          | -                     | -          |
| 13.           | Teluk Dalam                  | 65                     | 88           | -                     | 27         | -                     | 65         |
| 14.           | Air Batu                     | -                      | -            | -                     | -          | -                     | -          |
| 15.           | Sei Dadap                    | -                      | -            | -                     | 2          | -                     | -          |
| 16.           | Buntu Pane                   | -                      | 39           | -                     | -          | -                     | -          |
| 17.           | Tinggi Raja                  | 8                      | 3            | -                     | -          | 21                    | 8          |
| 18.           | Setia Janji                  | 13                     | 9            | -                     | -          | -                     | 13         |
| 19.           | Meranti                      | -                      | -            | -                     | -          | -                     | -          |
| 20.           | Pulo Bandring                | 3                      | 2            | 2                     | 3          | 3                     | 3          |
| 21.           | Rawang Panca Arga            | -                      | -            | -                     | -          | -                     | -          |
| 22.           | Air Joman                    | 33                     | 10           | 4                     | 20         | -                     | 33         |
| 23.           | Silau Laut                   | 13                     | 9            | 5                     | 11         | -                     | 13         |
| 24.           | Kisaran Barat                | 78                     | 4            | 9                     | 17         | -                     | 78         |
| 25.           | Kisaran Timur                | 75                     | 95           | -                     | -          | 30                    | 75         |
| <b>Asahan</b> |                              | <b>994</b>             | <b>1 725</b> | <b>30</b>             | <b>534</b> | <b>431</b>            | <b>994</b> |

Lanjutan Tabel/*Continued Table* 5.1.6

| Kecamatan<br><i>District</i> | Temukunci<br><i>Chinese Keys</i> |            | Temulawak<br><i>Java Turmeric</i> |              |
|------------------------------|----------------------------------|------------|-----------------------------------|--------------|
|                              | 2020                             | 2021       | 2020                              | 2021         |
| (1)                          | (26)                             | (27)       | (28)                              | (29)         |
| 1. B. P. Mandoge             | -                                | -          | 1 400                             | 286          |
| 2. Bandar Pulau              | 290                              | 460        | 590                               | 550          |
| 3. Aek Songsongan            | 310                              | -          | 615                               | 470          |
| 4. Rahuning                  | 50                               | 53         | 115                               | 280          |
| 5. Pulau Rakyat              | 30                               | 110        | 20                                | 190          |
| 6. Aek Kuasan                | -                                | 40         | 45                                | 64           |
| 7. Aek Ledong                | -                                | -          | 50                                | 125          |
| 8. Sei Kepayang              | -                                | -          | 150                               | 215          |
| 9. Sei Kepayang Barat        | -                                | -          | -                                 | -            |
| 10. Sei Kepayang Timur       | -                                | -          | 215                               | 39           |
| 11. Tanjung Balai            | -                                | -          | 93                                | 61           |
| 12. Simpang Empat            | -                                | -          | -                                 | -            |
| 13. Teluk Dalam              | 20                               | 53         | 135                               | 175          |
| 14. Air Batu                 | -                                | -          | 265                               | 152          |
| 15. Sei Dadap                | -                                | -          | 199                               | 172          |
| 16. Buntu Pane               | -                                | -          | -                                 | 123          |
| 17. Tinggi Raja              | -                                | -          | 153                               | 78           |
| 18. Setia Janji              | -                                | -          | -                                 | 55           |
| 19. Meranti                  | -                                | -          | 125                               | 129          |
| 20. Pulo Bandring            | -                                | -          | 33                                | 28           |
| 21. Rawang Panca Arga        | -                                | -          | -                                 | -            |
| 22. Air Joman                | -                                | -          | 277                               | 895          |
| 23. Silau Laut               | -                                | -          | -                                 | -            |
| 24. Kisaran Barat            | -                                | 8          | 34                                | 69           |
| 25. Kisaran Timur            | -                                | -          | 55                                | 108          |
| <b>Asahan</b>                | <b>700</b>                       | <b>724</b> | <b>4 569</b>                      | <b>4 264</b> |

Sumber : BPS, Statistik Pertanian Hortikultura SPH SBS

Source : BPS Statistics Indonesia, Agricultural Statistic for Horticulture SPH SBS



**Tabel** 5.1.7 **Luas Panen Tanaman Biofarmaka Menurut Jenis Tanaman (m<sup>2</sup>) di Kabupaten Asahan, 2018 - 2021**  
**Table** 5.1.7 **Harvested Area of Medicinal Plants by Kind of Plant (m<sup>2</sup>) in Asahan Regency, 2018 - 2021**

|     | <b>Jenis Tanaman</b><br><b>Kind of Plant</b> | <b>2018</b> | <b>2019</b> | <b>2020</b> | <b>2021</b> |
|-----|--|-------------|-------------|-------------|-------------|
|     | (1)  | (2)         | (3)         | (4)         | (5)         |
| 1.  | Dlingo/Dringo/ Sweet Root/Calamus            | 5           | 153         | 45          | -           |
| 2.  | Jahe/ Ginger                                 | 2 495       | 6 197       | 14 597      | 22 017      |
| 3.  | Kapulaga/ Java Cardamon                      | -           | -           | 15          | 15          |
| 4.  | Keji Beling/Kecibeling/ Strobilanthes crisa  | -           | 3           | -           | -           |
| 5.  | Kencur/ East Indian Galangal                 | 1 421       | 667         | 1 857       | 2 655       |
| 6.  | Kunyit/ Turmeric                             | 2 007       | 2 943       | 9 978       | 12 677      |
| 7.  | Laos/Lengkuas/ Galanga                       | 1 146       | 4 292       | 8 477       | 11 744      |
| 8.  | Lempuyang/ Zingiber Aromaticum               | 14          | 97          | 137         | 224         |
| 9.  | Lidah Buaya/ Oliviera                        | -           | 15          | 162         | 298         |
| 10. | Mahkota Dewa/ God's Crown                    | -           | 61          | 33          | 259         |
| 11. | Mengkudu/Pace/ Indian Mulberry               | -           | 58          | 250         | 516         |
| 12. | Sambiloto/ King of Bitter                    | 25          | 13          | 16          | 123         |
| 13. | Temuireng/ Black Turmeric                    | 10          | 50          | 95          | 429         |
| 14. | Temukunci/ Chinese Keys                      | 8           | 86          | 115         | 213         |
| 15. | Temulawak/ Java Turmeric                     | 53          | 335         | 1 120       | 1 844       |

Sumber : BPS, Statistik Pertanian Hortikultura SPH-SBS

Source : BPS-Statistics Indonesia, Agricultural Statistic for Horticulture SPH-SBS

**Tabel** 5.1.8 **Produksi Tanaman Biofarmaka Menurut Jenis Tanaman (kg) di Kabupaten Asahan, 2018 – 2021**  
**Table** 5.1.8 **Production of Medicinal Plants by Kind of Plant (kg) di Asahan Regency, 2018 - 2021**

|     | <b>Jenis Tanaman</b><br><b>Kind of Plant</b> | <b>2018</b> | <b>2019</b> | <b>2020</b> | <b>2021</b> |
|-----|--|-------------|-------------|-------------|-------------|
|     | (1)  | (2)         | (3)         | (4)         | (5)         |
| 1.  | Dlingo/Dringo/ Sweet Root/Calamus            | 356         | 159         | 159         | -           |
| 2.  | Jahe/ Ginger                                 | 14 842      | 57 699      | 57 699      | 72 524      |
| 3.  | Kapulaga/ Java Cardamon                      | -           | 50          | 50          | 45          |
| 4.  | Keji Beling/Kecibeling/ Strobilanthes crisa  | 6           | -           | -           | -           |
| 5.  | Kencur/ East Indian Galangal                 | 1 565       | 6 063       | 6 063       | 8 365       |
| 6.  | Kunyit/ Turmeric                             | 8 493       | 32 115      | 32 115      | 40 238      |
| 7.  | Laos/Lengkuas/ Galanga                       | 8 760       | 32 117      | 32 117      | 25 540      |
| 8.  | Lempuyang/ Zingiber Aromaticum               | 315         | 780         | 780         | 954         |
| 9.  | Lidah Buaya/ Oliviera                        | 33          | 451         | 451         | 1 108       |
| 10. | Mahkota Dewa/ God's Crown                    | 1 465       | 1 272       | 1 272       | 10 176      |
| 11. | Mengkudu/Pace/ Indian Mulberry               | 237         | 994         | 994         | 1 725       |
| 12. | Sambiloto/ King of Bitter                    | 21          | 30          | 30          | 534         |
| 13. | Temuireng/ Black Turmeric                    | 126         | 431         | 431         | 1 306       |
| 14. | Temukunci/ Chinese Keys                      | 187         | 700         | 700         | 724         |
| 15. | Temulawak/ Java Turmeric                     | 854         | 4 569       | 4 569       | 4 264       |

Sumber : BPS, Statistik Pertanian Hortikultura SPH-SBS

Source : BPS-Statistics Indonesia, Agricultural Statistic for Horticulture SPH-SBS

**Tabel** 5.1.9 **Luas Panen Tanaman Hias Menurut Kecamatan dan Jenis Tanaman di Kabupaten Asahan (m<sup>2</sup>), 2020 dan 2021**  
**Table** 5.1.9 **Harvested Area of Ornamental Plants by Subdistrict and Kind of Plant in Asahan Regency (m<sup>2</sup>), 2020 and 2021**

| Kecamatan<br>District  | Anggrek<br>Orchid |            | Sri Rejeki<br>Aglaonema |           |
|------------------------|-------------------|------------|-------------------------|-----------|
|                        | 2020              | 2021       | 2020                    | 2021      |
| (1)                    | (2)               | (3)        | (4)                     | (5)       |
| 1. B. P. Mandoge       | -                 | -          | -                       | -         |
| 2. Bandar Pulau        | -                 | -          | -                       | -         |
| 3. Aek Songsongan      | -                 | -          | -                       | -         |
| 4. Rahuning            | -                 | -          | -                       | -         |
| 5. Pulau Rakyat        | -                 | -          | -                       | -         |
| 6. Aek Kuasan          | -                 | 120        | -                       | -         |
| 7. Aek Ledong          | -                 | 20         | -                       | 60        |
| 8. Sei Kepayang        | -                 | -          | -                       | -         |
| 9. Sei Kepayang Barat  | -                 | -          | -                       | -         |
| 10. Sei Kepayang Timur | -                 | -          | -                       | -         |
| 11. Tanjung Balai      | -                 | -          | -                       | -         |
| 12. Simpang Empat      | -                 | -          | -                       | -         |
| 13. Teluk Dalam        | -                 | 165        | -                       | 13        |
| 14. Air Batu           | -                 | -          | -                       | -         |
| 15. Sei Dadap          | -                 | -          | -                       | -         |
| 16. Buntu Pane         | -                 | -          | -                       | -         |
| 17. Tinggi Raja        | -                 | -          | -                       | -         |
| 18. Setia Janji        | -                 | -          | -                       | -         |
| 19. Meranti            | -                 | -          | -                       | -         |
| 20. Pulo Bandring      | 3                 | -          | -                       | -         |
| 21. Rawang Panca Arga  | -                 | -          | -                       | -         |
| 22. Air Joman          | -                 | -          | -                       | -         |
| 23. Silau Laut         | -                 | -          | -                       | -         |
| 24. Kisaran Barat      | -                 | -          | -                       | -         |
| 25. Kisaran Timur      | -                 | -          | -                       | -         |
| <b>Asahan</b>          | <b>3</b>          | <b>305</b> | <b>-</b>                | <b>73</b> |

Sumber : BPS, Statistik Pertanian Hortikultura SPH-SBS

Source : BPS-Statistics Indonesia, Agricultural Statistic for Horticulture SPH-SBS

**Tabel**  
**Table**

5.1.10

**Produksi Tanaman Hias Menurut Kecamatan dan Jenis Tanaman di Kabupaten Asahan (m<sup>2</sup>), 2020 dan 2021**  
***Production of Ornamental Plants by Subdistrict and Kind of Plant in Asahan Regency (m<sup>2</sup>), 2020 and 2021***

| Kecamatan<br><i>District</i> | Anggrek<br><i>Orchid</i> |            | Sri Rejeki<br><i>Aglaonema</i> |            |
|------------------------------|--------------------------|------------|--------------------------------|------------|
|                              | 2020                     | 2021       | 2020                           | 2021       |
| (1)                          | (2)                      | (3)        | (4)                            | (5)        |
| 1. B. P. Mandoge             | -                        | -          | -                              | -          |
| 2. Bandar Pulau              | -                        | -          | -                              | -          |
| 3. Aek Songsongan            | -                        | -          | -                              | -          |
| 4. Rahuning                  | -                        | -          | -                              | -          |
| 5. Pulau Rakyat              | -                        | -          | -                              | -          |
| 6. Aek Kuasan                | -                        | 215        | -                              | -          |
| 7. Aek Ledong                | -                        | 35         | -                              | 100        |
| 8. Sei Kepayang              | -                        | -          | -                              | -          |
| 9. Sei Kepayang Barat        | -                        | -          | -                              | -          |
| 10. Sei Kepayang Timur       | -                        | -          | -                              | -          |
| 11. Tanjung Balai            | -                        | -          | -                              | -          |
| 12. Simpang Empat            | -                        | -          | -                              | -          |
| 13. Teluk Dalam              | -                        | 295        | -                              | 30         |
| 14. Air Batu                 | -                        | -          | -                              | -          |
| 15. Sei Dadap                | -                        | -          | -                              | -          |
| 16. Buntu Pane               | -                        | -          | -                              | -          |
| 17. Tinggi Raja              | -                        | -          | -                              | -          |
| 18. Setia Janji              | -                        | -          | -                              | -          |
| 19. Meranti                  | -                        | -          | -                              | -          |
| 20. Pulo Bandring            | 7                        | -          | -                              | -          |
| 21. Rawang Panca Arga        | -                        | -          | -                              | -          |
| 22. Air Joman                | -                        | -          | -                              | -          |
| 23. Silau Laut               | -                        | -          | -                              | -          |
| 24. Kisaran Barat            | -                        | -          | -                              | -          |
| 25. Kisaran Timur            | -                        | -          | -                              | -          |
| <b>Asahan</b>                | <b>7</b>                 | <b>545</b> | <b>7</b>                       | <b>130</b> |

Sumber : BPS, Statistik Pertanian Hortikultura SPH-SBS

Source : BPS-Statistics Indonesia, Agricultural Statistic for Horticulture SPH-SBS

**Tabel** 5.1.11 **Luas Panen Tanaman Hias Menurut Jenis Tanaman (m<sup>2</sup>) di Kabupaten Asahan, 2020 dan 2021**  
**Table** 5.1.11 **Harvested Area of Ornamental Plants by Kind of Plant (m<sup>2</sup>) in Asahan Regency, 2020 and 2021**

| Jenis Tanaman |  | 2020 | 2021 |
|---------------|--|------|------|
| Kind of Plant |  |      |      |
| (1)           |  | (2)  | (3)  |
| 1.            | Adenium (Kamboja Jepang)/<br><i>Adenium obesum</i> | -    | -    |
| 2.            | Aglaonema/ <i>Chinese evergreens</i>               | -    | -    |
| 3.            | Anggrek/ <i>Orchid</i>                             | 3    | 305  |
| 4.            | Anthurium Bunga/ <i>Flamingo Lily Flower</i>       | -    | -    |
| 5.            | Anthurium Daun/ <i>Laceleaf</i>                    | -    | -    |
| 6.            | Anyelir/ <i>Carnation</i>                          | -    | -    |
| 7.            | Caladium/ <i>Heart of Jesus</i>                    | -    | -    |
| 8.            | Cordyline/ <i>Cordyline</i>                        | -    | -    |
| 9.            | Diffenbachia/ <i>Dumb canes</i>                    | -    | -    |
| 10.           | Dracaena/ <i>Dracaena</i>                          | -    | -    |
| 11.           | Euphorbia/ <i>Spurges</i>                          | -    | -    |
| 12.           | Gladiol/ <i>Gladiol</i>                            | -    | -    |
| 13.           | Herbras/ <i>Gerbera</i>                            | -    | -    |
| 14.           | Krisan/ <i>Chrysantemum</i>                        | -    | -    |
| 15.           | Mawar/ <i>Rose</i>                                 | -    | -    |
| 16.           | Melati/ <i>Jasmine</i>                             | -    | -    |
| 17.           | Monstera/ <i>Swiss cheese plant</i>                | -    | -    |
| 18.           | Pakis/ <i>Fern</i>                                 | -    | -    |
| 19.           | Palem/ <i>Palm</i>                                 | -    | -    |
| 20.           | Pedang-pedangan/ <i>Sansevieria</i>                | -    | -    |
| 21.           | Pisang-pisangan/ <i>Heliconia</i>                  | -    | -    |
| 22.           | Philodendron/ <i>Philodendron</i>                  | -    | -    |
| 23.           | Sedap Malam/ <i>Tuberose</i>                       | -    | -    |
| 24.           | Sri Rejeki/ <i>Aglaonema</i>                       | -    | 73   |

Sumber : BPS, Statistik Pertanian Hortikultura SPH-SBS

Source : BPS-Statistics Indonesia, Agricultural Statistic for Horticulture SPH-SBS

**Tabel** 5.1.12 **Produksi Tanaman Hias Menurut Jenis Tanaman (m<sup>2</sup>) di Kabupaten Asahan, 2020 dan 2021**  
**Table** 5.1.12 **Production of Ornamental Plants by Kind of Plant (m<sup>2</sup>) in Asahan Regency, 2020 and 2021**

| Jenis Tanaman<br><i>Kind of Plant</i> |  | 2020 | 2021 |
|---------------------------------------|--|------|------|
| (1)                                   |  | (2)  | (3)  |
| 1.                                    | Adenium (Kamboja Jepang)/<br><i>Adenium obesum</i> | -    | -    |
| 2.                                    | Aglaonema/ <i>Chinese evergreens</i>               | -    | -    |
| 3.                                    | Anggrek/ <i>Orchid</i>                             | 7    | 545  |
| 4.                                    | Anthurium Bunga/ <i>Flamingo Lily Flower</i>       | -    | -    |
| 5.                                    | Anthurium Daun/ <i>Laceleaf</i>                    | -    | -    |
| 6.                                    | Anyelir/ <i>Carnation</i>                          | -    | -    |
| 7.                                    | Caladium/ <i>Heart of Jesus</i>                    | -    | -    |
| 8.                                    | Cordyline/ <i>Cordyline</i>                        | -    | -    |
| 9.                                    | Diffenbachia/ <i>Dumb canes</i>                    | -    | -    |
| 10.                                   | Dracaena/ <i>Dracaena</i>                          | -    | -    |
| 11.                                   | Euphorbia/ <i>Spurges</i>                          | -    | -    |
| 12.                                   | Gladiol/ <i>Gladiol</i>                            | -    | -    |
| 13.                                   | Herbras/ <i>Gerbera</i>                            | -    | -    |
| 14.                                   | Krisan/ <i>Chrysantemum</i>                        | -    | -    |
| 15.                                   | Mawar/ <i>Rose</i>                                 | -    | -    |
| 16.                                   | Melati/ <i>Jasmine</i>                             | -    | -    |
| 17.                                   | Monstera/ <i>Swiss cheese plant</i>                | -    | -    |
| 18.                                   | Pakis/ <i>Fern</i>                                 | -    | -    |
| 19.                                   | Palem/ <i>Palm</i>                                 | -    | -    |
| 20.                                   | Pedang-pedangan/ <i>Sansevieria</i>                | -    | -    |
| 21.                                   | Pisang-pisangan/ <i>Heliconia</i>                  | -    | -    |
| 22.                                   | Philodendron/ <i>Philodendron</i>                  | -    | -    |
| 23.                                   | Sedap Malam/ <i>Tuberose</i>                       | -    | -    |
| 24.                                   | Sri Rejeki/ <i>Aglaonema</i>                       | -    | 130  |

Sumber : BPS, Statistik Pertanian Hortikultura SPH-SBS

Source : BPS-Statistics Indonesia, Agricultural Statistic for Horticulture SPH-SBS

**Tabel** 5.1.13 **Produksi Buah-buahan Menurut Jenis Tanaman Menurut Kecamatan di Kabupaten Asahan (kuintal), 2020 dan 2021**  
**Table** 5.1.13 **Production of Fruits by Kind of Plant by Subdistrict in Asahan Regency (quintal), 2020 and 2021**

|     | Kecamatan<br><i>District</i> | Mangga<br><i>Mango</i> |               | Durian<br><i>Durian</i> |               | Jeruk Besar<br><i>Pomelo</i> |          |
|-----|------------------------------|------------------------|---------------|-------------------------|---------------|------------------------------|----------|
|     |                              | 2020                   | 2021          | 2020                    | 2021          | 2020                         | 2021     |
|     | (1)                          | (2)                    | (3)           | (4)                     | (5)           | (4)                          | (5)      |
| 1.  | B. P. Mandoge                | 824                    | 458           | 595                     | 2 083         | 425                          | -        |
| 2.  | Bandar Pulau                 | 2 465                  | 2 478         | 4 280                   | 3 785         | -                            | -        |
| 3.  | Aek Songsongan               | 980                    | 1 130         | 3 635                   | 2 440         | 343                          | -        |
| 4.  | Rahuning                     | 687                    | 889           | 318                     | 547           | 8                            | -        |
| 5.  | Pulau Rakyat                 | 500                    | 1 523         | 1 130                   | 1 430         | 45                           | -        |
| 6.  | Aek Kuasan                   | 1 774                  | 1 608         | 1 544                   | 1 470         | 60                           | -        |
| 7.  | Aek Ledong                   | 1 790                  | 1 610         | 1 039                   | 1 118         | 13                           | -        |
| 8.  | Sei Kepayang                 | 578                    | 140           | -                       | -             | 29                           | -        |
| 9.  | Sei Kepayang Barat           | 504                    | 94            | -                       | -             | 32                           | -        |
| 10. | Sei Kepayang Timur           | 1 036                  | 400           | -                       | -             | 20                           | -        |
| 11. | Tanjung Balai                | 490                    | 119           | 32                      | -             | -                            | -        |
| 12. | Simpang Empat                | 1 278                  | 388           | 413                     | 285           | 117                          | -        |
| 13. | Teluk Dalam                  | 357                    | 620           | 307                     | 400           | 32                           | -        |
| 14. | Air Batu                     | 767                    | 88            | 2 475                   | 1 850         | 35                           | -        |
| 15. | Sei Dadap                    | 2 220                  | 236           | 1 975                   | 1 800         | 50                           | -        |
| 16. | Buntu Pane                   | 454                    | 2 773         | 1 763                   | 1 776         | 120                          | -        |
| 17. | Tinggi Raja                  | 251                    | 1 942         | 3 077                   | 2 500         | 112                          | -        |
| 18. | Setia Janji                  | 179                    | 478           | 195                     | 178           | 47                           | -        |
| 19. | Meranti                      | 840                    | 598           | 19                      | 60            | 168                          | -        |
| 20. | Pulo Bandring                | 551                    | 561           | 650                     | 460           | 27                           | -        |
| 21. | Rawang Panca Arga            | 1 170                  | 204           | 101                     | 76            | 28                           | -        |
| 22. | Air Joman                    | 912                    | 1 117         | 592                     | 311           | 15                           | -        |
| 23. | Silau Laut                   | 445                    | 1 155         | 1 558                   | 936           | 11                           | -        |
| 24. | Kisaran Barat                | 1 005                  | 523           | 29                      | 11            | -                            | -        |
| 25. | Kisaran Timur                | 570                    | 668           | 62                      | 43            | -                            | -        |
|     | <b>Asahan</b>                | <b>22 627</b>          | <b>21 799</b> | <b>25 789</b>           | <b>23 559</b> | <b>1 737</b>                 | <b>-</b> |

Lanjutan Tabel/*Continued Table* 5.1.13

| Kecamatan<br><i>District</i> | Jeruk Siam<br><i>Orange</i> |              | Pisang<br><i>Banana</i> |               | Pepaya<br><i>Papaya</i> |              |
|------------------------------|-----------------------------|--------------|-------------------------|---------------|-------------------------|--------------|
|                              | 2020                        | 2021         | 2020                    | 2021          | 2020                    | 2021         |
| (1)                          | (6)                         | (7)          | (8)                     | (9)           | (10)                    | (11)         |
| 1. B. P. Mandoge             | 68                          | 394          | 2 880                   | 1 771         | 61                      | 106          |
| 2. Bandar Pulau              | 415                         | 626          | 1 215                   | 2 630         | 110                     | 440          |
| 3. Aek Songsongan            | 15                          | 41           | 592                     | 910           | 196                     | 765          |
| 4. Rahuning                  | -                           | -            | 102                     | 273           | 309                     | 1 692        |
| 5. Pulau Rakyat              | 120                         | 650          | 201                     | 600           | 154                     | 585          |
| 6. Aek Kuasan                | 50                          | 78           | 720                     | 528           | 75                      | 108          |
| 7. Aek Ledong                | -                           | -            | 519                     | 370           | 9                       | 30           |
| 8. Sei Kepayang              | 8                           | 120          | 982                     | 1 040         | 142                     | 84           |
| 9. Sei Kepayang Barat        | 12                          | 120          | 686                     | 720           | 98                      | 90           |
| 10. Sei Kepayang Timur       | -                           | -            | 847                     | 1 202         | 40                      | 60           |
| 11. Tanjung Balai            | -                           | -            | 2 748                   | 800           | 128                     | 76           |
| 12. Simpang Empat            | 17                          | 120          | 760                     | 800           | 694                     | 71           |
| 13. Teluk Dalam              | 30                          | 61           | 154                     | 143           | 189                     | 245          |
| 14. Air Batu                 | 30                          | 120          | 1 120                   | 900           | 69                      | 60           |
| 15. Sei Dadap                | 308                         | 120          | 2 450                   | 790           | 539                     | 302          |
| 16. Buntu Pane               | 105                         | 176          | 4 168                   | 7 376         | 144                     | 321          |
| 17. Tinggi Raja              | 38                          | 117          | 1 661                   | 2 265         | 165                     | 464          |
| 18. Setia Janji              | 19                          | 68           | 3 643                   | 2 869         | 301                     | 598          |
| 19. Meranti                  | 158                         | 75           | 744                     | 1 876         | 234                     | 551          |
| 20. Pulo Bandring            | 11                          | 16           | 699                     | 227           | 192                     | 206          |
| 21. Rawang Panca Arga        | 25                          | 25           | 563                     | 716           | 59                      | 130          |
| 22. Air Joman                | 143                         | 182          | 2 882                   | 2 730         | 57                      | 152          |
| 23. Silau Laut               | -                           | -            | 4 667                   | 4 503         | 121                     | 258          |
| 24. Kisaran Barat            | -                           | -            | 221                     | 192           | 56                      | 132          |
| 25. Kisaran Timur            | -                           | -            | 188                     | 463           | 131                     | 178          |
| <b>Asahan</b>                | <b>1 572</b>                | <b>3 109</b> | <b>35 412</b>           | <b>36 694</b> | <b>4 273</b>            | <b>7 704</b> |



Lanjutan Tabel/Continued Table 5.1.13

| Kecamatan<br><i>District</i> | Salak<br><i>Snakefruit</i> |               | Alpukat<br><i>Avocado</i> |              | Belimbing<br><i>Star Fruit</i> |              |
|------------------------------|----------------------------|---------------|---------------------------|--------------|--------------------------------|--------------|
|                              | 2020                       | 2021          | 2020                      | 2021         | 2020                           | 2021         |
| (1)                          | (12)                       | (13)          | (14)                      | (15)         | (16)                           | (17)         |
| 1. B. P. Mandoge             | -                          | -             | 561                       | 968          | 156                            | 315          |
| 2. Bandar Pulau              | -                          | 120           | -                         | -            | 71                             | 77           |
| 3. Aek Songsongan            | 654                        | 645           | 790                       | 855          | 565                            | 810          |
| 4. Rahuning                  | -                          | -             | 550                       | 808          | 188                            | 264          |
| 5. Pulau Rakyat              | 10                         | 25            | 260                       | 735          | 300                            | 835          |
| 6. Aek Kuasan                | 43                         | 78            | 260                       | 330          | 715                            | 721          |
| 7. Aek Ledong                | -                          | -             | 61                        | 71           | 43                             | 26           |
| 8. Sei Kepayang              | -                          | -             | 26                        | 33           | 52                             | 103          |
| 9. Sei Kepayang Barat        | -                          | -             | 22                        | 31           | 26                             | 126          |
| 10. Sei Kepayang Timur       | -                          | -             | -                         | -            | 46                             | 85           |
| 11. Tanjung Balai            | -                          | -             | -                         | -            | 8                              | 9            |
| 12. Simpang Empat            | 20                         | 40            | 48                        | 40           | 109                            | 60           |
| 13. Teluk Dalam              | -                          | -             | 76                        | 119          | 34                             | 87           |
| 14. Air Batu                 | 108                        | 40            | 120                       | 40           | 98                             | 123          |
| 15. Sei Dadap                | 33                         | 40            | 124                       | 40           | 52                             | 125          |
| 16. Buntu Pane               | 72                         | 94            | 30                        | 34           | 62                             | 135          |
| 17. Tinggi Raja              | 218                        | 311           | 68                        | 87           | 227                            | 239          |
| 18. Setia Janji              | 31                         | 36            | 32                        | 26           | 83                             | 53           |
| 19. Meranti                  | -                          | -             | 8                         | 6            | 27                             | 28           |
| 20. Pulo Bandring            | 232                        | 140           | 28                        | 29           | 195                            | 74           |
| 21. Rawang Panca Arga        | 285                        | 262           | 20                        | 37           | 44                             | 26           |
| 22. Air Joman                | 43 322                     | 12 844        | 12                        | 11           | 8                              | 8            |
| 23. Silau Laut               | 70                         | 19            | 72                        | 54           | 40                             | 45           |
| 24. Kisaran Barat            | -                          | -             | -                         | 2            | -                              | -            |
| 25. Kisaran Timur            | -                          | -             | 23                        | 28           | 31                             | 19           |
| <b>Asahan</b>                | <b>45 098</b>              | <b>14 694</b> | <b>3 191</b>              | <b>4 384</b> | <b>3 180</b>                   | <b>4 393</b> |

Lanjutan Tabel/Continued Table 5.1.13

| Kecamatan<br><i>District</i> | Duku/Langsar<br>Duku |              | Jambu Air<br><i>Water Apple</i> |               | Jambu Biji<br><i>Guava</i> |              |
|------------------------------|----------------------|--------------|---------------------------------|---------------|----------------------------|--------------|
|                              | 2020                 | 2021         | 2020                            | 2021          | 2020                       | 2021         |
| (1)                          | (18)                 | (19)         | (20)                            | (21)          | (22)                       | (23)         |
| 1. B. P. Mandoge             | 306                  | 221          | 779                             | 541           | 359                        | 331          |
| 2. Bandar Pulau              | 122                  | 123          | 860                             | 1 545         | 27                         | 62           |
| 3. Aek Songsongan            | -                    | -            | 1 824                           | 1 140         | 1 060                      | 1 215        |
| 4. Rahuning                  | 203                  | 73           | 2 838                           | 2 773         | 983                        | 1 353        |
| 5. Pulau Rakyat              | 78                   | 39           | 242                             | 1 835         | 98                         | 405          |
| 6. Aek Kuasan                | 248                  | 231          | 1 200                           | 1 200         | 695                        | 763          |
| 7. Aek Ledong                | 720                  | 745          | 3 516                           | 2 633         | 71                         | 101          |
| 8. Sei Kepayang              | -                    | -            | 328                             | 240           | 100                        | 210          |
| 9. Sei Kepayang Barat        | -                    | -            | 312                             | 165           | 113                        | 180          |
| 10. Sei Kepayang Timur       | -                    | -            | 546                             | 236           | 191                        | 243          |
| 11. Tanjung Balai            | -                    | -            | 66                              | 230           | 95                         | 243          |
| 12. Simpang Empat            | 58                   | 16           | 7 752                           | 1 016         | 1 335                      | 1 421        |
| 13. Teluk Dalam              | 42                   | 41           | 790                             | 840           | 278                        | 345          |
| 14. Air Batu                 | 129                  | 110          | 809                             | 292           | 327                        | 300          |
| 15. Sei Dadap                | 48                   | 107          | 1 544                           | 230           | 400                        | 251          |
| 16. Buntu Pane               | 98                   | 35           | 610                             | 461           | 174                        | 139          |
| 17. Tinggi Raja              | 200                  | 143          | 2 031                           | 983           | 1 049                      | 864          |
| 18. Setia Janji              | 59                   | 35           | 991                             | 1 044         | 211                        | 168          |
| 19. Meranti                  | -                    | -            | 370                             | 299           | 434                        | 381          |
| 20. Pulo Bandring            | 8                    | 8            | 1 250                           | 676           | 233                        | 129          |
| 21. Rawang Panca Arga        | 2                    | 17           | 305                             | 119           | 128                        | 159          |
| 22. Air Joman                | -                    | -            | 4 200                           | 3 193         | 138                        | 125          |
| 23. Silau Laut               | -                    | -            | 1 026                           | 465           | 199                        | 220          |
| 24. Kisaran Barat            | -                    | -            | 680                             | 428           | 42                         | 25           |
| 25. Kisaran Timur            | -                    | -            | 1 597                           | 3 458         | 69                         | 98           |
| <b>Asahan</b>                | <b>2 321</b>         | <b>1 944</b> | <b>36 466</b>                   | <b>26 042</b> | <b>8 809</b>               | <b>9 731</b> |

Lanjutan Tabel/Continued Table 5.1.13

| Kecamatan<br><i>District</i> | Jengkol      |              | Manggis           |              | Markisa              |          |
|------------------------------|--------------|--------------|-------------------|--------------|----------------------|----------|
|                              | Jengkol      |              | <i>Mangosteen</i> |              | <i>Passion Fruit</i> |          |
|                              | 2020         | 2021         | 2020              | 2021         | 2020                 | 2021     |
| (1)                          | (24)         | (25)         | (26)              | (27)         | (28)                 | (29)     |
| 1. B. P. Mandoge             | 39           | 66           | 77                | 234          | -                    | -        |
| 2. Bandar Pulau              | -            | 63           | 666               | 2 030        | -                    | -        |
| 3. Aek Songsongan            | 552          | 635          | 1 025             | 1 125        | -                    | -        |
| 4. Rahuning                  | 3            | 12           | 158               | 144          | 29                   | -        |
| 5. Pulau Rakyat              | 16           | 38           | 41                | 205          | 6                    | -        |
| 6. Aek Kuasan                | 16           | 16           | 155               | 202          | -                    | -        |
| 7. Aek Ledong                | 4            | 8            | 125               | 141          | -                    | -        |
| 8. Sei Kepayang              | -            | -            | 60                | 140          | -                    | -        |
| 9. Sei Kepayang Barat        | -            | -            | 40                | 142          | -                    | -        |
| 10. Sei Kepayang Timur       | -            | -            | 41                | 134          | -                    | -        |
| 11. Tanjung Balai            | -            | -            | 8                 | 100          | -                    | -        |
| 12. Simpang Empat            | 169          | 53           | 131               | 125          | -                    | -        |
| 13. Teluk Dalam              | 10           | 14           | 40                | 81           | -                    | -        |
| 14. Air Batu                 | 88           | 30           | 353               | 140          | -                    | -        |
| 15. Sei Dadap                | 91           | 31           | 117               | 146          | -                    | -        |
| 16. Buntu Pane               | 107          | 225          | 39                | 347          | -                    | -        |
| 17. Tinggi Raja              | 32           | 44           | 155               | 198          | -                    | -        |
| 18. Setia Janji              | 123          | 148          | 59                | 138          | -                    | -        |
| 19. Meranti                  | -            | -            | 8                 | 6            | -                    | -        |
| 20. Pulo Bandring            | 26           | 30           | 42                | 35           | -                    | -        |
| 21. Rawang Panca Arga        | 6            | 4            | 33                | 22           | -                    | -        |
| 22. Air Joman                | -            | -            | 376               | 587          | -                    | -        |
| 23. Silau Laut               | -            | -            | 76                | 49           | -                    | -        |
| 24. Kisaran Barat            | -            | -            | -                 | -            | -                    | -        |
| 25. Kisaran Timur            | -            | -            | 7                 | 11           | -                    | -        |
| <b>Asahan</b>                | <b>1 282</b> | <b>1 417</b> | <b>3 832</b>      | <b>6 482</b> | <b>35</b>            | <b>-</b> |

Lanjutan Tabel/Continued Table 5.1.13

| Kecamatan<br><i>District</i> | Melinjo<br>Melinjo |               | Nangka/<br>Cempedak<br><i>Jackfruit</i> |              | Nenas<br><i>Pineapple</i> |              |
|------------------------------|--------------------|---------------|---|--------------|---------------------------|--------------|
|                              | 2020               | 2021          | 2020                                    | 2021         | 2020                      | 2021         |
| (1)                          | (30)               | (31)          | (32)                                    | (33)         | (34)                      | (35)         |
| 1. B. P. Mandoge             | 16                 | 56            | 314                                     | 364          | 16                        | 30           |
| 2. Bandar Pulau              | 75                 | 70            | 420                                     | 595          | 90                        | 80           |
| 3. Aek Songsongan            | 267                | 835           | 1 850                                   | 1 050        | 198                       | 306          |
| 4. Rahuning                  | 30                 | 10            | 974                                     | 1 166        | 35                        | 15           |
| 5. Pulau Rakyat              | 13                 | 42            | 218                                     | 322          | 17                        | 12           |
| 6. Aek Kuasan                | 206                | 410           | 217                                     | 253          | 122                       | 70           |
| 7. Aek Ledong                | 44                 | 67            | 200                                     | 200          | 22                        | 9            |
| 8. Sei Kepayang              | 8                  | 127           | 112                                     | 160          | 140                       | 73           |
| 9. Sei Kepayang Barat        | 12                 | 26            | 80                                      | 165          | 20                        | 2            |
| 10. Sei Kepayang Timur       | 60                 | 660           | 400                                     | 180          | 11                        | 8            |
| 11. Tanjung Balai            | -                  | -             | 72                                      | 90           | 8                         | 9            |
| 12. Simpang Empat            | 152                | 2 976         | 1 250                                   | 165          | 25                        | 10           |
| 13. Teluk Dalam              | 44                 | 68            | 630                                     | 693          | 11                        | 41           |
| 14. Air Batu                 | 1 257              | 3 000         | 524                                     | 180          | 37                        | 51           |
| 15. Sei Dadap                | 232                | 3 030         | 910                                     | 180          | 25                        | 14           |
| 16. Buntu Pane               | 29                 | 61            | 362                                     | 469          | 20                        | 34           |
| 17. Tinggi Raja              | 175                | 187           | 672                                     | 464          | 155                       | 299          |
| 18. Setia Janji              | 74                 | 116           | 368                                     | 409          | 24                        | 50           |
| 19. Meranti                  | 114                | 97            | 402                                     | 295          | -                         | -            |
| 20. Pulo Bandring            | 84                 | 36            | 132                                     | 183          | 21                        | 16           |
| 21. Rawang Panca Arga        | 43                 | 38            | 912                                     | 468          | 10                        | 12           |
| 22. Air Joman                | 98                 | 165           | 8                                       | 13           | 79                        | 135          |
| 23. Silau Laut               | 74                 | 293           | 204                                     | 275          | 3                         | 5            |
| 24. Kisaran Barat            | 10                 | 11            | 31                                      | 37           | -                         | -            |
| 25. Kisaran Timur            | 15                 | 11            | 22                                      | 64           | -                         | -            |
| <b>Asahan</b>                | <b>3 132</b>       | <b>12 392</b> | <b>11 284</b>                           | <b>8 440</b> | <b>1 089</b>              | <b>1 278</b> |

Lanjutan Tabel/Continued Table 5.1.13

| Kecamatan<br><i>District</i> | Petai<br><i>Twisted Cluster Bean</i> |              | Rambutan/<br>Cempedak<br><i>Jackfruit</i> |               | Sawo<br>Sawo |              |
|------------------------------|--------------------------------------|--------------|---|---------------|--------------|--------------|
|                              | 2020<br>(36)                         | 2021<br>(37) | 2020<br>(38)                              | 2021<br>(39)  | 2020<br>(40) | 2021<br>(41) |
| 1. B. P. Mandoge             | 68                                   | 72           | 659                                       | 1 068         | 140          | 155          |
| 2. Bandar Pulau              | -                                    | 5            | 330                                       | 2 795         | 268          | 172          |
| 3. Aek Songsongan            | 455                                  | 435          | 7 400                                     | 3 930         | 520          | 880          |
| 4. Rahuning                  | 3                                    | 14           | 720                                       | 962           | 154          | 492          |
| 5. Pulau Rakyat              | 18                                   | 20           | 1 321                                     | 1 830         | 125          | 405          |
| 6. Aek Kuasan                | -                                    | -            | 401                                       | 441           | 964          | 923          |
| 7. Aek Ledong                | 10                                   | 11           | 1 215                                     | 1 199         | 189          | 224          |
| 8. Sei Kepayang              | -                                    | -            | 542                                       | 1 900         | 68           | 60           |
| 9. Sei Kepayang Barat        | -                                    | -            | 96  | 1 232         | 36           | 60           |
| 10. Sei Kepayang Timur       | -                                    | -            | 37  | 765           | 533          | 119          |
| 11. Tanjung Balai            | -                                    | -            | 72  | 28            | 10           | 14           |
| 12. Simpang Empat            | 34                                   | 20           | 1 114                                     | 2 155         | 388          | 60           |
| 13. Teluk Dalam              | 42                                   | 44           | 597                                       | 627           | 149          | 175          |
| 14. Air Batu                 | 29                                   | 20           | 3 325                                     | 2 400         | 898          | 85           |
| 15. Sei Dadap                | 76                                   | 24           | 4 490                                     | 2 020         | 704          | 108          |
| 16. Buntu Pane               | 105                                  | 108          | 293                                       | 531           | 89           | 347          |
| 17. Tinggi Raja              | 8                                    | 32           | 1 058                                     | 1 082         | 264          | 173          |
| 18. Setia Janji              | 128                                  | 108          | 1 282                                     | 2 305         | 157          | 124          |
| 19. Meranti                  | -                                    | -            | 88  | 33            | 329          | 290          |
| 20. Pulo Bandring            | 8                                    | 4            | 592                                       | 364           | 101          | 68           |
| 21. Rawang Panca Arga        | 9                                    | 6            | 206                                       | 203           | 331          | 61           |
| 22. Air Joman                | 84                                   | 227          | 810                                       | 699           | 272          | 749          |
| 23. Silau Laut               | -                                    | -            | 450                                       | 590           | 212          | 250          |
| 24. Kisaran Barat            | -                                    | -            | 108                                       | 113           | 23           | 25           |
| 25. Kisaran Timur            | -                                    | -            | 31  | 35            | 38           | 5            |
| <b>Asahan</b>                | <b>1 077</b>                         | <b>1 150</b> | <b>27 237</b>                             | <b>29 307</b> | <b>6 962</b> | <b>6 025</b> |

Lanjutan Tabel/Continued Table 5.1.13

| Kecamatan<br><i>District</i> | Sirsak<br><i>Soursop</i> |              | Sukun<br><i>Breadfruit</i> |              |
|------------------------------|--------------------------|--------------|----------------------------|--------------|
|                              | 2020                     | 2021         | 2020                       | 2021         |
| (1)                          | (42)                     | (43)         | (44)                       | (45)         |
| 1. B. P. Mandoge             | 45                       | 45           | 44                         | 40           |
| 2. Bandar Pulau              | 8                        | 40           | 145                        | 24           |
| 3. Aek Songsongan            | 410                      | 740          | 49                         | 180          |
| 4. Rahuning                  | 35                       | 78           | 15                         | 38           |
| 5. Pulau Rakyat              | 15                       | 293          | 10                         | 54           |
| 6. Aek Kuasan                | 204                      | 240          | 124                        | 124          |
| 7. Aek Ledong                | 45                       | 42           | 23                         | 41           |
| 8. Sei Kepadang              | 32                       | 180          | -                          | -            |
| 9. Sei Kepadang Barat        | 8                        | 175          | -                          | -            |
| 10. Sei Kepadang Timur       | 20                       | 28           | 24                         | 168          |
| 11. Tanjung Balai            | -                        | -            | 8                          | 14           |
| 12. Simpang Empat            | 90                       | 180          | 57                         | 168          |
| 13. Teluk Dalam              | -                        | 5            | 54                         | 72           |
| 14. Air Batu                 | 69                       | 180          | 27                         | 48           |
| 15. Sei Dadap                | 103                      | 180          | 51                         | 168          |
| 16. Buntu Pane               | 35                       | 24           | 24                         | 31           |
| 17. Tinggi Raja              | 482                      | 253          | 66                         | 93           |
| 18. Setia Janji              | 35                       | 35           | 15                         | 28           |
| 19. Meranti                  | 19                       | 48           | 120                        | 400          |
| 20. Pulo Bandring            | 9                        | 15           | 15                         | 12           |
| 21. Rawang Panca Arga        | 77                       | 48           | 64                         | 35           |
| 22. Air Joman                | 15                       | 19           | 8                          | 10           |
| 23. Silau Laut               | 54                       | 106          | 24                         | 34           |
| 24. Kisaran Barat            | 154                      | 373          | 11                         | 13           |
| 25. Kisaran Timur            | 366                      | 72           | 37                         | 8            |
| <b>Asahan</b>                | <b>2 330</b>             | <b>3 399</b> | <b>1 015</b>               | <b>1 803</b> |

Sumber : BPS, Statistik Pertanian Hortikultura SPH-TH

Source : BPS-Statistics Indonesia, Agricultural Statistic for Horticulture SPH-SBS

**Tabel** 5.1.14 **Produksi Buah–Buahan dan Sayuran Tahunan Menurut Jenis Tanaman di Kabupaten Asahan (kuintal), 2020 – 2021**  
**Table** 5.1.14 **Production of Annual Fruits and Vegetables by Kind of Plant in Asahan Regency (quintal), 2020 - 2021**

| Jenis Tanaman<br><i>Kind of Plant</i> |   | 2020   | 2021   |
|---------------------------------------|---|--------|--------|
| (1)                                   |   | (2)    | (3)    |
| <b>Buah–Buahan/ Fruits</b>            |   |        |        |
| 1.                                    | Alpukat/ <i>Avocado</i>                       | 3 191  | 4 384  |
| 2.                                    | Anggur/ <i>Grape</i>                          | -      | -      |
| 3.                                    | Apel/ <i>Apple</i>                            | -      | -      |
| 4.                                    | Belimbing/ <i>Star Fruit</i>                  | 3 180  | 4 393  |
| 5.                                    | Duku/Langsat/Kokosan/ <i>Duku</i>             | 2 321  | 1 944  |
| 6.                                    | Durian/ <i>Durian</i>                         | 25 789 | 23 559 |
| 7.                                    | Jambu Air/ <i>Rose Apple</i>                  | 36 466 | 26 042 |
| 8.                                    | Jambu Biji/ <i>Guava</i>                      | 8 809  | 9 731  |
| 9.                                    | Jeruk Besar/ <i>Pomelo</i>                    | 1 737  | 1 417  |
| 10.                                   | Jeruk Siam/Keprok/<br><i>Tangerine/Orange</i> | 1 572  | -      |
| 11.                                   | Jeruk/ <i>Orange ( Tangerine + Pomelo )</i>   | -      | 3 109  |
| 12.                                   | Mangga/ <i>Mango</i>                          | 22 627 | 21 799 |
| 13.                                   | Manggis/ <i>Mangosteen</i>                    | 3 832  | 6 482  |
| 14.                                   | Markisa/ <i>Marquisa</i>                      | 35     | -      |
| 15.                                   | Nangka/Cempedak/ <i>Jack Fruit</i>            | 11 284 | 12 392 |
| 16.                                   | Nenas/ <i>Pineapple</i>                       | 1 089  | 8 440  |
| 17.                                   | Pepaya/ <i>Papaya</i>                         | 4 273  | 1 278  |
| 18.                                   | Pisang/ <i>Banana</i>                         | 35 412 | 7 704  |
| 19.                                   | Rambutan/ <i>Rambutan</i>                     | 27 237 | 1 150  |
| 20.                                   | Salak/ <i>Salacca</i>                         | 45 098 | 36 694 |
| 21.                                   | Sawo/Sapodilla/ <i>Star Apple</i>             | 6 962  | 29 307 |
| 22.                                   | Sirsak/ <i>Soursop</i>                        | 2 330  | 14 694 |
| 23.                                   | Sukun/ <i>Bread Fruit</i>                     | 1 015  | 6 025  |
| <b>Sayuran/ Vegetables</b>            |   |        |        |
| 24.                                   | Jengkol/ <i>Jengkol</i>                       | 1 282  | 1 803  |
| 25.                                   | Melinjo/ <i>Melinjo</i>                       | 3 132  | 4 384  |
| 26.                                   | Petai/ <i>Twisted Cluster Bean</i>            | 1 077  | -      |

Sumber : BPS, Statistik Pertanian Hortikultura SPH-BST

Source : BPS-Statistics Indonesia, Agricultural Statistic for Horticulture SPH-BST

**Tabel** 5.1.15 **Luas Panen Tanaman Sayuran Menurut Kecamatan dan Jenis Sayuran Di Kabupaten Asahan (ha), 2021**  
**Table** 5.1.15 **Vegetables Harvested Area by District and Type of Vegetables in Asahan Regency (ha), 2021**

|     | <b>Kecamatan<br/>District</b> | <b>Petsai/Sawi<br/>Petai</b> | <b>Kacang<br/>Merah<br/>Red Beans</b> | <b>Kacang<br/>Panjang<br/>Long Beans</b> | <b>Cabe Besar<br/>Great Chilli</b> |
|-----|-------------------------------|------------------------------|---------------------------------------|--|------------------------------------|
|     | (1)                           | (2)                          | (3)                                   | (4)                                      | (5)                                |
| 1.  | B. P. Mandoge                 | -                            | -                                     | 6  | 4                                  |
| 2.  | Bandar Pulau                  | -                            | -                                     | 6  | 13                                 |
| 3.  | Aek Songsongan                | -                            | -                                     | 10                                       | 8                                  |
| 4.  | Rahuning                      | -                            | -                                     | 7  | 6                                  |
| 5.  | Pulau Rakyat                  | -                            | -                                     | 9  | 8                                  |
| 6.  | Aek Kuasan                    | -                            | -                                     | 7  | 8                                  |
| 7.  | Aek Ledong                    | -                            | -                                     | 6  | 6                                  |
| 8.  | Sei Kepayang                  | -                            | -                                     | -  | 4                                  |
| 9.  | Sei Kepayang Barat            | -                            | -                                     | -  | -                                  |
| 10. | Sei Kepayang Timur            | -                            | -                                     | -  | -                                  |
| 11. | Tanjung Balai                 | -                            | -                                     | -  | 1                                  |
| 12. | Simpang Empat                 | 12                           | -                                     | 7  | 7                                  |
| 13. | Teluk Dalam                   | -                            | -                                     | 8  | 7                                  |
| 14. | Air Batu                      | 12                           | -                                     | 4  | 7                                  |
| 15. | Sei Dadap                     | 12                           | -                                     | 7  | 5                                  |
| 16. | Buntu Pane                    | -                            | -                                     | 6  | 3                                  |
| 17. | Tinggi Raja                   | -                            | -                                     | 4  | 4                                  |
| 18. | Setia Janji                   | -                            | -                                     | 2  | 4                                  |
| 19. | Meranti                       | -                            | -                                     | 10                                       | 7                                  |
| 20. | Pulo Bandring                 | -                            | -                                     | 4  | 3                                  |
| 21. | Rawang Panca Arga             | -                            | -                                     | 12                                       | 4                                  |
| 22. | Air Joman                     | 364                          | -                                     | 11                                       | 17,5                               |
| 23. | Silau Laut                    | -                            | -                                     | 8  | 9                                  |
| 24. | Kisaran Barat                 | -                            | -                                     | 10                                       | 4                                  |
| 25. | Kisaran Timur                 | 21                           | -                                     | 8  | 6                                  |
|     | <b>Asahan</b>                 | <b>421</b>                   | <b>-</b>                              | <b>152</b>                               | <b>145,5</b>                       |



Lanjutan Tabel/*Continued Table 5.1.15*

|     | <b>Kecamatan<br/>District</b> | <b>Cabe Rawit<br/>Cayenne<br/>Pepper</b> | <b>Terung<br/>Eggplant</b> | <b>Ketimun<br/>Cucumber</b> | <b>Labu Silam<br/>Chayote</b> |
|-----|-------------------------------|--|----------------------------|-----------------------------|-------------------------------|
|     | (1)                           | (6)                                      | (7)                        | (8)                         | (9)                           |
| 1.  | B. P. Mandoge                 | 2  | 2                          | 4                           | -                             |
| 2.  | Bandar Pulau                  | 4  | 5                          | 4                           | -                             |
| 3.  | Aek Songsongan                | 5  | 6                          | 1                           | -                             |
| 4.  | Rahuning                      | 6  | 7                          | 5                           | -                             |
| 5.  | Pulau Rakyat                  | 10                                       | 7                          | 6                           | -                             |
| 6.  | Aek Kuasan                    | 6  | 4                          | 4                           | -                             |
| 7.  | Aek Ledong                    | 5  | 6                          | 3                           | -                             |
| 8.  | Sei Kepadang                  | 1  | -                          | -                           | -                             |
| 9.  | Sei Kepadang Barat            | 2  | -                          | -                           | -                             |
| 10. | Sei Kepadang Timur            | 4  | -                          | -                           | -                             |
| 11. | Tanjung Balai                 | -  | -                          | -                           | -                             |
| 12. | Simpang Empat                 | -  | 4                          | -                           | -                             |
| 13. | Teluk Dalam                   | 6  | 6                          | 5                           | -                             |
| 14. | Air Batu                      | 2  | 6                          | 1                           | -                             |
| 15. | Sei Dadap                     | -  | 4                          | -                           | -                             |
| 16. | Buntu Pane                    | 3  | 3                          | 1                           | -                             |
| 17. | Tinggi Raja                   | 2  | 2                          | 4                           | -                             |
| 18. | Setia Janji                   | 3  | 3                          | 5                           | -                             |
| 19. | Meranti                       | 3  | 7                          | 7                           | -                             |
| 20. | Pulo Bandring                 | 3  | 3                          | 5                           | -                             |
| 21. | Rawang Panca Arga             | 7  | 8                          | 15                          | -                             |
| 22. | Air Joman                     | 5  | 9                          | 4                           | -                             |
| 23. | Silau Laut                    | 5  | 5                          | 2                           | -                             |
| 24. | Kisaran Barat                 | 6  | -                          | -                           | -                             |
| 25. | Kisaran Timur                 | -  | 6                          | 8                           | -                             |
|     | <b>Asahan</b>                 | <b>90</b>                                | <b>103</b>                 | <b>84</b>                   | <b>-</b>                      |

Lanjutan Tabel/*Continued Table* 5.1.15

|     | <b>Kecamatan</b><br><i>District</i> | <b>Kangkung</b><br><i>Kale</i> | <b>Bayam</b><br><i>Spinach</i> | <b>Semangka</b><br><i>Watermelon</i> |
|-----|-------------------------------------|--------------------------------|--------------------------------|--------------------------------------|
|     | (1)                                 | (10)                           | (11)                           | (12)                                 |
| 1.  | B. P. Mandoge                       | 12                             | -                              | 1                                    |
| 2.  | Bandar Pulau                        | 32                             | 30                             | -                                    |
| 3.  | Aek Songsongan                      | 29                             | 28                             | -                                    |
| 4.  | Rahuning                            | 30                             | 30                             | -                                    |
| 5.  | Pulau Rakyat                        | 31                             | 31                             | -                                    |
| 6.  | Aek Kuasan                          | 32                             | 32                             | -                                    |
| 7.  | Aek Ledong                          | 32                             | 33                             | -                                    |
| 8.  | Sei Kepyang                         | -                              | -                              | -                                    |
| 9.  | Sei Kepyang Barat                   | -                              | -                              | -                                    |
| 10. | Sei Kepyang Timur                   | -                              | -                              | -                                    |
| 11. | Tanjung Balai                       | 7                              | -                              | -                                    |
| 12. | Simpang Empat                       | 10                             | 12                             | -                                    |
| 13. | Teluk Dalam                         | 32                             | 32                             | 1                                    |
| 14. | Air Batu                            | 1                              | 13                             | -                                    |
| 15. | Sei Dadap                           | 14                             | 7                              | -                                    |
| 16. | Buntu Pane                          | 11                             | -                              | 2                                    |
| 17. | Tinggi Raja                         | 11                             | 6                              | -                                    |
| 18. | Setia Janji                         | 11                             | 7                              | -                                    |
| 19. | Meranti                             | 18                             | 18                             | 50                                   |
| 20. | Pulo Bandring                       | 11                             | -                              | 5                                    |
| 21. | Rawang Panca Arga                   | 17                             | 20                             | 100                                  |
| 22. | Air Joman                           | 384                            | 346                            | -                                    |
| 23. | Silau Laut                          | 14                             | 14                             | -                                    |
| 24. | Kisaran Barat                       | 12                             | 12                             | -                                    |
| 25. | Kisaran Timur                       | -                              | -                              | -                                    |
|     | <b>Asahan</b>                       | <b>751</b>                     | <b>671</b>                     | <b>159</b>                           |

Sumber : Dinas Pertanian Kabupaten Asahan  
 Source : *Agriculture Service of Asahan Regency*  
 Keterangan/Note: Data 2020 Angka Sementara/ *Preliminary Figures*

**Tabel** 5.1.16 **Produksi Tanaman Sayuran Menurut Kecamatan dan Jenis Sayuran Di Kabupaten Asahan (ton), 2021**  
**Table** 5.1.16 **Vegetable Production by District and Types of Vegetables (ton), 2021**

|     | <b>Kecamatan<br/>District</b> | <b>Petsai/Sawi<br/>Petsai</b> | <b>Kacang<br/>Merah<br/>Red Beans</b> | <b>Kacang<br/>Panjang<br/>Long Beans</b> | <b>Cabe Besar<br/>Great Chilli</b> |
|-----|-------------------------------|-------------------------------|---------------------------------------|--|------------------------------------|
|     | (1)                           | (2)                           | (3)                                   | (4)                                      | (5)                                |
| 1.  | B. P. Mandoge                 | -                             | -                                     | 42,5                                     | 31,0                               |
| 2.  | Bandar Pulau                  | -                             | -                                     | 33,9                                     | 39,5                               |
| 3.  | Aek Songsongan                | -                             | -                                     | 40,4                                     | 35,6                               |
| 4.  | Rahuning                      | -                             | -                                     | 35,5                                     | 26,8                               |
| 5.  | Pulau Rakyat                  | -                             | -                                     | 47,8                                     | 43,4                               |
| 6.  | Aek Kuasan                    | -                             | -                                     | 44,1                                     | 41,9                               |
| 7.  | Aek Ledong                    | -                             | -                                     | 31,3                                     | 33,5                               |
| 8.  | Sei Kepayang                  | -                             | -                                     | -  | 51,9                               |
| 9.  | Sei Kepayang Barat            | -                             | -                                     | -  | -                                  |
| 10. | Sei Kepayang Timur            | -                             | -                                     | -  | -                                  |
| 11. | Tanjung Balai                 | -                             | -                                     | -  | 9,8                                |
| 12. | Simpang Empat                 | 71,9                          | -                                     | 73,1                                     | 100,7                              |
| 13. | Teluk Dalam                   | -                             | -                                     | 28,9                                     | 32,5                               |
| 14. | Air Batu                      | 69,9                          | -                                     | 39,4                                     | 77,9                               |
| 15. | Sei Dadap                     | 78,9                          | -                                     | 73,8                                     | 51,0                               |
| 16. | Buntu Pane                    | -                             | -                                     | 35,0                                     | 19,0                               |
| 17. | Tinggi Raja                   | -                             | -                                     | 23,0                                     | 24,0                               |
| 18. | Setia Janji                   | -                             | -                                     | 12,0                                     | 27,0                               |
| 19. | Meranti                       | -                             | -                                     | 64,2                                     | 32,0                               |
| 20. | Pulo Bandring                 | -                             | -                                     | 22,5                                     | 17,5                               |
| 21. | Rawang Panca Arga             | -                             | -                                     | 51,0                                     | 24,7                               |
| 22. | Air Joman                     | 1 677,0                       | -                                     | 74,0                                     | 111,0                              |
| 23. | Silau Laut                    | -                             | -                                     | 44,0                                     | 64,5                               |
| 24. | Kisaran Barat                 | -                             | -                                     | 56,0                                     | 35,0                               |
| 25. | Kisaran Timur                 | 135,0                         | -                                     | 53,5                                     | 29,0                               |
| 0   |                               |                               |                                       |  |                                    |
|     | <b>Asahan</b>                 | <b>2 032,7</b>                | <b>-</b>                              | <b>925,9</b>                             | <b>959,2</b>                       |

Lanjutan Tabel/*Continued Table* 5.1.16

|     | Kecamatan<br><i>District</i> | Cabe<br>Rawit<br><i>Cayenne<br/>Pepper</i> | Terung<br><i>Eggplant</i> | Ketimun<br><i>Cucumber</i> | Labu Siam<br><i>Chayote</i> |
|-----|------------------------------|--|---------------------------|----------------------------|-----------------------------|
|     | (1)                          | (6)  | (7)                       | (8)                        | (9)                         |
| 1.  | B. P. Mandoge                | 9,5  | 13,5                      | 43,5                       | -                           |
| 2.  | Bandar Pulau                 | 18,2                                       | 24,1                      | 37,5                       | -                           |
| 3.  | Aek Songsongan               | 34,5                                       | 38,1                      | 15,3                       | -                           |
| 4.  | Rahuning                     | 31,9                                       | 37,33                     | 23,7                       | -                           |
| 5.  | Pulau Rakyat                 | 46,1                                       | 26,4                      | 35,1                       | -                           |
| 6.  | Aek Kuasan                   | 29,8                                       | 20,7                      | 18,7                       | -                           |
| 7.  | Aek Ledong                   | 24,6                                       | 35,7                      | 23,4                       | -                           |
| 8.  | Sei Kepadang                 | 9,2  | -                         | -                          | -                           |
| 9.  | Sei Kepadang Barat           | 40,7                                       | -                         | -                          | -                           |
| 10. | Sei Kepadang Timur           | 62,8                                       | -                         | -                          | -                           |
| 11. | Tanjung Balai                | -  | -                         | -                          | -                           |
| 12. | Simpang Empat                | -  | 52,9                      | -                          | -                           |
| 13. | Teluk Dalam                  | 25,1                                       | 33,7                      | 28,2                       | -                           |
| 14. | Air Batu                     | 26,3                                       | 61,9                      | 5,5                        | -                           |
| 15. | Sei Dadap                    | -  | 71,2                      | -                          | -                           |
| 16. | Buntu Pane                   | 15   | 19,0                      | 3,0                        | -                           |
| 17. | Tinggi Raja                  | 25,5                                       | 9,5                       | 36,5                       | -                           |
| 18. | Setia Janji                  | 17,5                                       | 18,0                      | 31,5                       | -                           |
| 19. | Meranti                      | 12,2                                       | 39,5                      | 77,5                       | -                           |
| 20. | Pulo Bandring                | 14   | 17,5                      | 44,5                       | -                           |
| 21. | Rawang Panca Arga            | 41,2                                       | 24,4                      | 92,8                       | -                           |
| 22. | Air Joman                    | 39,2                                       | 67,0                      | 46,0                       | -                           |
| 23. | Silau Laut                   | 40,0                                       | 36,0                      | 29,5                       | -                           |
| 24. | Kisaran Barat                | 32,0                                       | -                         | -                          | -                           |
| 25. | Kisaran Timur                | -  | 39,0                      | 84,0                       | -                           |
|     | <b>Asahan</b>                | <b>595,3</b>                               | <b>685,4</b>              | <b>676,2</b>               | -                           |

Lanjutan Tabel/*Continued Table 5.1.16*

|     | <b>Kecamatan</b><br><i>District</i> | <b>Kangkung</b><br><i>Kale</i> | <b>Bayam</b><br><i>Spinach</i> | <b>Semangka</b><br><i>Watermelon</i> |
|-----|-------------------------------------|--------------------------------|--------------------------------|--------------------------------------|
|     | (1)                                 | (10)                           | (11)                           | (12)                                 |
| 1.  | B. P. Mandoge                       | 53,5                           | -                              | 10,0                                 |
| 2.  | Bandar Pulau                        | 307,0                          | 277,0                          | -                                    |
| 3.  | Aek Songsongan                      | 278,5                          | 260,0                          | -                                    |
| 4.  | Rahuning                            | 282,5                          | 288,5                          | -                                    |
| 5.  | Pulau Rakyat                        | 300,5                          | 290,2                          | -                                    |
| 6.  | Aek Kuasan                          | 307,0                          | 307,8                          | -                                    |
| 7.  | Aek Ledong                          | 272,8                          | 313,6                          | -                                    |
| 8.  | Sei Kepadang                        | -                              | -                              | -                                    |
| 9.  | Sei Kepadang Barat                  | -                              | -                              | -                                    |
| 10. | Sei Kepadang Timur                  | -                              | -                              | -                                    |
| 11. | Tanjung Balai                       | 36,2                           | -                              | -                                    |
| 12. | Simpang Empat                       | 65,7                           | 70,3                           | -                                    |
| 13. | Teluk Dalam                         | 297,8                          | 300,5                          | 12,0                                 |
| 14. | Air Batu                            | 5,5                            | 69,1                           | -                                    |
| 15. | Sei Dadap                           | 84,0                           | 40,5                           | -                                    |
| 16. | Buntu Pane                          | 57,0                           | -                              | 22,0                                 |
| 17. | Tinggi Raja                         | 51,0                           | 31,0                           | -                                    |
| 18. | Setia Janji                         | 50,5                           | 38,5                           | -                                    |
| 19. | Meranti                             | 69,0                           | 80,0                           | 100,0                                |
| 20. | Pulo Bandring                       | 45,5                           | -                              | 50,0                                 |
| 21. | Rawang Panca Arga                   | 60,1                           | 65,5                           | 200,0                                |
| 22. | Air Joman                           | 1 990,0                        | 1 659,0                        | -                                    |
| 23. | Silau Laut                          | 63,0                           | 81,5                           | -                                    |
| 24. | Kisaran Barat                       | 57,0                           | 65,0                           | -                                    |
| 25. | Kisaran Timur                       | -                              | -                              | -                                    |
|     | <b>Asahan</b>                       | <b>4 734,1</b>                 | <b>4 238,0</b>                 | <b>394,0</b>                         |

Sumber : Dinas Pertanian Kabupaten Asahan  
 Source : *Agriculture Service of Asahan Regency*  
 Keterangan/Note: Data 2021 Angka Sementara/ *Preliminary Figures*

**Tabel**  
**Table**

5.1.17

**Luas Tanam, Luas Panen, Produksi dan Rata-Rata Produksi Sayur-Sayuran Menurut Jenisnya, 2021**  
**Planted Area, Harvested Area, Production and Average Yield per Hectare of Vegetables, 2021**

| Jenis Sayur<br><i>Type of Vegetables</i> |                                   | Luas Tanam<br><i>Planted Area</i><br>(ha) | Luas Panen<br><i>Harvested Area</i><br>(ha) | Produksi<br><i>Production</i><br>(ton) | Rata-rata<br>Produksi<br><i>Average Yield</i><br>(kg/ha) |
|--|-----------------------------------|---|---|--|--|
| (1)                                      |                                   | (2)                                       | (3)   | (4)                                    | (5)  |
| 1.                                       | Bawang Merah/ <i>Red Onion</i>    | 7,0                                       | 12,0  | 54,5                                   | 45,42  |
| 2.                                       | Bawang Putih/ <i>Garlic</i>       | -   | -   | -                                      | -  |
| 3.                                       | Bawang Daun/ <i>Spring Onion</i>  | -   | -   | -                                      | -  |
| 4.                                       | Kentang/ <i>Potato</i>            | -   | -   | -                                      | -  |
| 5.                                       | Kubis/ <i>Cabbage</i>             | -   | -   | -                                      | -  |
| 6.                                       | Sawi/Petsai/ <i>Petsai</i>        | 418,0                                     | 421,0                                       | 2 032,7                                | 48,28  |
| 7.                                       | Cabe Rawit/ <i>Cayenne Pepper</i> | 71,0                                      | 90,0  | 595,3                                  | 66,14  |
| 8.                                       | Lobak/ <i>Radish</i>              | -   | -   | -                                      | -  |
| 9.                                       | Kacang Merah/ <i>Red Beans</i>    | -   | -   | -                                      | -  |
| 10.                                      | Kacang Panjang/ <i>Long Beans</i> | 126,0                                     | 152,0                                       | 925,9                                  | 60,91  |
| 11.                                      | Cabe Besar/ <i>Great Chilli</i>   | 115,0                                     | 145,5                                       | 959,2                                  | 65,92  |
| 12.                                      | Jamur/ <i>Mushroom **</i> )       | 332,0                                     | 342,0                                       | 79,0                                   | 2,31   |
| 13.                                      | Tomat/ <i>Tomato</i>              | -   | -   | -                                      | -  |
| 14.                                      | Terung/ <i>Eggplant</i>           | 83,0                                      | 103,0                                       | 685,4                                  | 66,54  |
| 15.                                      | Buncis/ <i>Bean</i>               | -   | -   | -                                      | -  |
| 16.                                      | Ketimun/ <i>Cucumber</i>          | 73,0                                      | 84,0  | 676,2                                  | 80,50  |
| 17.                                      | Labu Siam/ <i>Chayote</i>         | -   | -   | -                                      | -  |
| 18.                                      | Kangkung/ <i>Kale</i>             | 732,0                                     | 751,0                                       | 4 734,1                                | 63,04  |
| 19.                                      | Bayam/ <i>Spinach</i>             | 659,0                                     | 671,0                                       | 4 238,0                                | 63,16  |
| 20.                                      | Arcis/ <i>Arcis</i>               | -   | -   | -                                      | -  |
| 21.                                      | Kembang Kol/ <i>Cauliflower</i>   | -   | -   | -                                      | -  |
| 22.                                      | Semangka/ <i>Watermelon</i>       | 162,0                                     | 159,0                                       | 394,0                                  | 24,78  |

Sumber : Dinas Pertanian Kabupaten Asahan

Source : Agriculture Service of Asahan Regency

Keterangan/Note: Data 2020 Angka Sementara / Preliminary Figures

Satuan Produksi (kg), Rata-rata produksi (kg/m<sup>2</sup>) dan Luasan (m<sup>2</sup>)

**Tabel** 5.1.18 **Produksi Buah-buahan Menurut Kecamatan dan Jenis Buah di Kabupaten Asahan (ton), 2021**  
**Table** 5.1.18 **Fruit production by District and Type of Fruit in Asahan Regency (ton), 2021**

|     | <b>Kecamatan</b><br><i>District</i> | <b>Mangga</b><br><i>Mango</i> | <b>Durian</b><br><i>Durian</i> | <b>Jeruk Siam</b><br><i>Tangerine</i> | <b>Pisang</b><br><i>Banana</i> |
|-----|-------------------------------------|-------------------------------|--------------------------------|---------------------------------------|--------------------------------|
|     | (1)                                 | (2)                           | (3)                            | (4)                                   | (5)                            |
| 1.  | B. P. Mandoge                       | 45,8                          | 208,3                          | 39,4                                  | 177,1                          |
| 2.  | Bandar Pulau                        | 247,8                         | 378,5                          | 62,6                                  | 263,0                          |
| 3.  | Aek Songsongan                      | 113,0                         | 244,0                          | 4,1                                   | 91                             |
| 4.  | Rahuning                            | 88,9                          | 54,7                           | -                                     | 27,3                           |
| 5.  | Pulau Rakyat                        | 152,3                         | 143,0                          | 65,0                                  | 60,0                           |
| 6.  | Aek Kuasan                          | 160,8                         | 147,0                          | 5,8                                   | 52,8                           |
| 7.  | Aek Ledong                          | 161,0                         | 111,8                          | -                                     | 37,0                           |
| 8.  | Sei Kepayang                        | 14,0                          | -                              | 9                                     | 104,0                          |
| 9.  | Sei Kepayang Barat                  | 9,4                           | -                              | 9                                     | 72,0                           |
| 10. | Sei Kepayang Timur                  | 40,0                          | -                              | -                                     | 120,2                          |
| 11. | Tanjung Balai                       | 10,0                          | -                              | -                                     | 60,7                           |
| 12. | Simpang Empat                       | 38,8                          | 28,5                           | 9                                     | 80,0                           |
| 13. | Teluk Dalam                         | 62,0                          | 40,0                           | 4,5                                   | 14,3                           |
| 14. | Air Batu                            | 7,6                           | 185,0                          | 9                                     | 90,0                           |
| 15. | Sei Dadap                           | 23,6                          | 180,0                          | 9                                     | 79,0                           |
| 16. | Buntu Pane                          | 277,3                         | 177,6                          | 10,8                                  | 737,6                          |
| 17. | Tinggi Raja                         | 194,2                         | 250,0                          | 8,4                                   | 226,5                          |
| 18. | Setia Janji                         | 47,8                          | 17,8                           | 4,4                                   | 286,9                          |
| 19. | Meranti                             | 59,8                          | 6,0                            | 6,1                                   | 187,6                          |
| 20. | Pulo Bandring                       | 56,1                          | 46,0                           | 1,4                                   | 22,7                           |
| 21. | Rawang Panca Arga                   | 20,4                          | 7,6                            | 2,3                                   | 71,6                           |
| 22. | Air Joman                           | 111,7                         | 31,1                           | 10,9                                  | 273,0                          |
| 23. | Silau Laut                          | 115,5                         | 93,6                           | -                                     | 450,3                          |
| 24. | Kisaran Barat                       | 52,3                          | 1,1                            | -                                     | 19,2                           |
| 25. | Kisaran Timur                       | 66,8                          | 4,3                            | -                                     | 45,4                           |
|     | <b>Asahan</b>                       | <b>2 176,9</b>                | <b>2 355,9</b>                 | <b>270,7</b>                          | <b>3 649,2</b>                 |

Lanjutan Tabel/*Continued Table 5.1.18*

|     | Kecamatan<br><i>District</i> | Pepaya<br><i>Papaya</i> | Nanas<br><i>Pineapple</i> | Rambutan<br><i>Rambutan</i> | Nangka/<br>Cempedak<br><i>Jackfruit</i> |
|-----|------------------------------|-------------------------|---------------------------|-----------------------------|---|
|     | (1)                          | (6)                     | (7)                       | (8)                         | (9)                                     |
| 1.  | B. P. Mandoge                | 10,60                   | 8,80                      | 106,80                      | 36,40                                   |
| 2.  | Bandar Pulau                 | 44,0                    | 20,00                     | 279,50                      | 59,50                                   |
| 3.  | Aek Songsongan               | 76,50                   | 43,20                     | 393,00                      | 05,00                                   |
| 4.  | Rahuning                     | 169,20                  | 1,50                      | 96,20                       | 116,60                                  |
| 5.  | Pulau Rakyat                 | 58,50                   | 1,40                      | 183,00                      | 32,20                                   |
| 6.  | Aek Kuasan                   | 10,80                   | 18,30                     | 44,10                       | 25,30                                   |
| 7.  | Aek Ledong                   | 3,00                    | 1,90                      | 119,90                      | 20,00                                   |
| 8.  | Sei Kepadang                 | 7,80                    | 80,40                     | 190,00                      | 16,00                                   |
| 9.  | Sei Kepadang Barat           | 6,00                    | 1,62                      | 148,40                      | 16,50                                   |
| 10. | Sei Kepadang Timur           | 6,00                    | 3,40                      | 76,50                       | 18,00                                   |
| 11. | Tanjung Balai                | 25,70                   | 2,15                      | 2,10                        | 9,00                                    |
| 12. | Simpang Empat                | 6,90                    | 2,36                      | 215,50                      | 16,50                                   |
| 13. | Teluk Dalam                  | 24,50                   | 4,90                      | 62,70                       | 69,30                                   |
| 14. | Air Batu                     | 6,00                    | 5,53                      | 240,00                      | 18,00                                   |
| 15. | Sei Dadap                    | 24,20                   | 2,64                      | 202,00                      | 18,00                                   |
| 16. | Buntu Pane                   | 32,10                   | 14,80                     | 53,10                       | 46,90                                   |
| 17. | Tinggi Raja                  | 46,40                   | 82,90                     | 108,20                      | 46,40                                   |
| 18. | Setia Janji                  | 59,80                   | 5,40                      | 230,50                      | 40,90                                   |
| 19. | Meranti                      | 55,10                   | -                         | 3,30                        | 29,00                                   |
| 20. | Pulo Bandring                | 20,60                   | 3,00                      | 34,70                       | 18,30                                   |
| 21. | Rawang Panca Arga            | 130                     | 1,20                      | 20,30                       | 46,80                                   |
| 22. | Air Joman                    | 15,20                   | 15,90                     | 69,90                       | 1,30                                    |
| 23. | Silau Laut                   | 25,80                   | 0,53                      | 53,00                       | 27,50                                   |
| 24. | Kisaran Barat                | 13,20                   | -                         | 11,30                       | 3,70                                    |
| 25. | Kisaran Timur                | 17,80                   | -                         | 3,50                        | 6,40                                    |
|     | <b>Asahan</b>                | <b>778,70</b>           | <b>321,83</b>             | <b>2 953,50</b>             | <b>843,50</b>                           |

Sumber : Dinas Pertanian Kabupaten Asahan

Source : *Agriculture Service of Asahan Regency*

Keterangan/Note: Data 2020 Angka Sementara / *Preliminary Figures*



**Tabel** 5.1.19 **Produksi Buah-Buahan dan Banyaknya Pohon yang Menghasilkan Menurut Jenis Tanaman, 2021**  
**Table** 5.1.19 **Production of Fruit Number of Productive Trees by Type of Crops, 2021**

|     | Jenis Tanaman<br><i>Type of Crops</i> | Produksi<br><i>Production</i><br>(ton) | Tanaman yang<br>Menghasilkan<br><i>Productive Trees</i><br>(pohon) |
|-----|---------------------------------------|--|--|
|     | (1)                                   | (2)                                    | (3)  |
| 1.  | Alpukat/ <i>Avocado</i>               | 438,40                                 | 3 672,00   |
| 2.  | Belimbing/ <i>Starfruit</i>           | 431,20                                 | 3 106,00   |
| 3.  | Duku/Langsak/Kokosan/ <i>Duku</i>     | 193,80                                 | 802,00   |
| 4.  | Durian/ <i>Durian</i>                 | 2 355,90                               | 16 638,00  |
| 5.  | Jambu Biji/ <i>Guava</i>              | 972,60                                 | 10,604,00  |
| 6.  | Jambu Air/ <i>Water Apple</i>         | 2 640,00                               | 27 400,00  |
| 7.  | Jeruk Siam/Kepron/ <i>Tangerine</i>   | 270,70                                 | 2 109,00   |
| 8.  | Jeruk Besar/ <i>Large Orange</i>      | -                                      | -  |
| 9.  | Mangga/ <i>Mango</i>                  | 2 176,90                               | 34 552,00  |
| 10. | Manggis/ <i>Mangosteen</i>            | 642,90                                 | 5 855,00   |
| 11. | Nangka/Cempedak/ <i>Jackfruit</i>     | 843,50                                 | 7 996,00   |
| 12. | Nenas/ <i>Pineapple</i>               | 321,83                                 | 4 617,00   |
| 13. | Pepaya/ <i>Papaya</i>                 | 778,70                                 | 10 126,00  |
| 14. | Pisang/ <i>Banana</i>                 | 3 649,20                               | 67 186,00  |
| 15. | Rambutan/ <i>Rambutan</i>             | 2 953,50                               | 29 044,00  |
| 16. | Salak/ <i>Bark</i>                    | 1 469,43                               | 28 971,00  |
| 17. | Sawo/ <i>Sapodilla</i>                | 599,40                                 | 9 907,00   |
| 18. | Markisa/Konyal                        | -                                      | -  |
| 19. | Sirsak/ <i>Soursop</i>                | 339,90                                 | 4 012,00   |
| 20. | Sukun/ <i>Toothless Gum</i>           | 134,40                                 | 1 440,00   |
| 21. | Apel/ <i>Apple</i>                    | -                                      | -  |
| 22. | Anggur/ <i>Grapes</i>                 | -                                      | -  |
| 23. | Melinjo/ <i>Melinjo</i>               | 1 241,40                               | 5 342,00   |
| 24. | Petai/ <i>Petai</i>                   | 116,00                                 | 914,00   |
| 25. | Jengkol/ <i>Jengkol</i>               | 141,60                                 | 2 173,00   |

Sumber : Dinas Pertanian Kabupaten Asahan

Source : Agriculture Service of Asahan Regency

Keterangan/Note: Data 2021 Angka Sementara / Preliminary Figures

## 5.2 Perkebunan/*Estate Crops*

**Tabel**  
**Table** 5.2.1 **Luas Tanaman Perkebunan Rakyat Menurut Kecamatan dan Jenis Tanaman Di Kabupaten Asahan (ha), 2020-2021**  
*Planted Area of Estate Crop by Sub District and Type of Crops in Asahan Regency (ha), 2020-2021*

| Kecamatan<br><i>Sub District</i> | Kelapa Sawit<br><i>Palm Oil</i> |                  | Kelapa<br><i>Coconut</i> |                  |
|----------------------------------|---------------------------------|------------------|--------------------------|------------------|
|                                  | 2020                            | 2021             | 2020                     | 2021             |
| (1)                              | (2)                             | (3)              | (4)                      | (5)              |
| 1. B. P. Mandoge                 | 9 465,00                        | 9 520,21         | 35,96                    | 35,96            |
| 2. Bandar Pulau                  | 21 383,00                       | 21 522,80        | 24,00                    | 22,80            |
| 3. Aek Songsongan                | 3 497,00                        | 3 684,00         | 47,00                    | 47,00            |
| 4. Rahuning                      | 2 375,60                        | 2 419,70         | 45,50                    | 48,00            |
| 5. Pulau Rakyat                  | 4 500,00                        | 4 587,00         | 84,50                    | 88,30            |
| 6. Aek Kuasan                    | 5 437,00                        | 5 394,66         | 15,00                    | 15,00            |
| 7. Aek Ledong                    | 1 001,22                        | 1 010,22         | 113,52                   | 92,30            |
| 8. Sei Kepayang                  | 3 866,00                        | 3 580,23         | 4 524,01                 | 3 613,35         |
| 9. Sei Kepayang Barat            | 316,30                          | 316,30           | 1 578,50                 | 1 573,50         |
| 10. Sei Kepayang Timur           | 774,00                          | 774,00           | 3 307,00                 | 3 309,00         |
| 11. Tanjung Balai                | 757,00                          | 617,00           | 3 463,50                 | 3 279,00         |
| 12. Simpang Empat                | 3 424,77                        | 3 382,00         | 709,50                   | 688,00           |
| 13. Teluk Dalam                  | 2 624,50                        | 2 672,50         | 54,00                    | 33,00            |
| 14. Air Batu                     | 1 363,00                        | 1 436,00         | 103,01                   | 88,00            |
| 15. Sei Dadap                    | 1 066,50                        | 1 033,00         | 67,33                    | 52,00            |
| 16. Buntu Pane                   | 2 551,70                        | 2 551,70         | 51,71                    | 51,71            |
| 17. Tinggi Raja                  | 4 366,50                        | 4 367,50         | 71,02                    | 71,02            |
| 18. Setia Janji                  | 844,00                          | 844,00           | 38,50                    | 38,50            |
| 19. Meranti                      | 195,00                          | 144,00           | 65,50                    | 65,50            |
| 20. Pulo Bandring                | 633,10                          | 633,10           | 106,10                   | 106,10           |
| 21. Rawang Panca Arga            | 1 833,00                        | 1 608,50         | 68,50                    | 67,00            |
| 22. Air Joman                    | 1 241,00                        | 1 241,00         | 837,50                   | 837,50           |
| 23. Silau Laut                   | 1 693,00                        | 1 693,00         | 6 632,00                 | 6 632,00         |
| 24. Kisaran Barat                | 59,00                           | 59,00            | 13,50                    | 13,50            |
| 25. Kisaran Timur                | 101,00                          | 101,00           | 14,00                    | 14,00            |
| <b>Asahan</b>                    | <b>75 368,19</b>                | <b>75 192,42</b> | <b>22 070,66</b>         | <b>20 882,04</b> |

Lanjutan Tabel/*Continued Table 5.2.1*

| Kecamatan<br><i>Sub District</i> | Karet<br><i>Rubber</i> |                 | Coklat/Kakao<br><i>Cocoa</i> |                 |
|----------------------------------|------------------------|-----------------|------------------------------|-----------------|
|                                  | 2020                   | 2021            | 2020                         | 2021            |
| (1)                              | (6)                    | (7)             | (8)                          | (9)             |
| 1. B. P. Mandoge                 | 634,00                 | 629,00          | 114,97                       | 59,76           |
| 2. Bandar Pulau                  | 1 647,30               | 986,00          | 38,00                        | 38,00           |
| 3. Aek Songsongan                | 2 039,42               | 1 226,42        | 8,20                         | 8,20            |
| 4. Rahuning                      | 8,00                   | 7,00            | 20,20                        | 21,50           |
| 5. Pulau Rakyat                  | 37,50                  | 22,50           | 38,00                        | 38,00           |
| 6. Aek Kuasan                    | 45,20                  | 23,00           | 6,50                         | 6,50            |
| 7. Aek Ledong                    | 177,32                 | 110,10          | 137,98                       | 98,06           |
| 8. Sei Kepayang                  | -                      | -               | -                            | -               |
| 9. Sei Kepayang Barat            | -                      | -               | -                            | -               |
| 10. Sei Kepayang Timur           | -                      | -               | -                            | -               |
| 11. Tanjung Balai                | -                      | -               | 46,00                        | 104,50          |
| 12. Simpang Empat                | 73,50                  | 64,50           | 50,00                        | 42,00           |
| 13. Teluk Dalam                  | 37,00                  | 15,20           | 37,50                        | 20,30           |
| 14. Air Batu                     | 101,19                 | 85,00           | 353,01                       | 242,00          |
| 15. Sei Dadap                    | 57,10                  | 44,00           | 100,50                       | 69,00           |
| 16. Buntu Pane                   | 88,30                  | 88,30           | 21,02                        | 21,03           |
| 17. Tinggi Raja                  | 163,14                 | 163,14          | 77,87                        | 83,87           |
| 18. Setia Janji                  | 152,00                 | 152,00          | 29,00                        | 29,00           |
| 19. Meranti                      | 1,00                   | 1,00            | 19,70                        | 19,70           |
| 20. Pulo Bandring                | 180,47                 | 180,47          | 74,56                        | 74,56           |
| 21. Rawang Panca Arga            | 10,00                  | 11,00           | 40,25                        | 39,25           |
| 22. Air Joman                    | 5,00                   | 5,00            | 35,00                        | 35,00           |
| 23. Silau Laut                   | 0,50                   | 0,50            | 398,30                       | 398,30          |
| 24. Kisaran Barat                | 2,00                   | 2,00            | 14,50                        | 14,50           |
| 25. Kisaran Timur                | -                      | -               | 21,00                        | 21,00           |
| <b>Asahan</b>                    | <b>5 459,94</b>        | <b>3 816,13</b> | <b>1 682,06</b>              | <b>1 484,02</b> |

Sumber : Dinas Pertanian Kabupaten Asahan  
 Source : *Agriculture Service of Asahan Regency*

**Tabel**  
**Table**

5.2.2

**Produksi Tanaman Perkebunan Rakyat Menurut Kecamatan dan  
Jenis Tanaman Di Kabupaten Asahan (ton), 2020-2021**  
*Production of Estate Crop by Sub District and Type of Crops in  
Asahan Regency (ton), 2020-2021*

| Kecamatan<br>Sub District | Kelapa Sawit<br>Palm Oil |                     | Kelapa<br>Coconut |                  |
|---------------------------|--------------------------|---------------------|-------------------|------------------|
|                           | 2020                     | 2021                | 2020              | 2021             |
| (1)                       | (2)                      | (3)                 | (4)               | (5)              |
| 1. B. P. Mandoge          | 199 891,00               | 211 099,54          | 42,13             | 39,09            |
| 2. Bandar Pulau           | 451 982,00               | 465 426,70          | 22,05             | 24,25            |
| 3. Aek Songsongan         | 78 414,00                | 75 683,80           | 40,08             | 46,04            |
| 4. Rahuning               | 51 445,00                | 49 995,60           | 35,02             | 41,12            |
| 5. Pulau Rakyat           | 96 132,00                | 103 605,00          | 49,00             | 65,00            |
| 6. Aek Kuasan             | 135 585,00               | 104 211,00          | 16,98             | 17,00            |
| 7. Aek Ledong             | 20 050,00                | 21 825,50           | 89,03             | 102,40           |
| 8. Sei Kepayang           | 80 890,00                | 83 734,00           | 4 567,00          | 3 721,37         |
| 9. Sei Kepayang Barat     | 5 734,00                 | 5 771,40            | 1 591,00          | 1 593,41         |
| 10. Sei Kepayang Timur    | 14 615,00                | 14 669,88           | 3 669,00          | 3 719,30         |
| 11. Tanjung Balai         | 15 291,00                | 12 627,84           | 3 699,00          | 3 528,56         |
| 12. Simpang Empat         | 70 004,50                | 70 616,28           | 649,50            | 633,32           |
| 13. Teluk Dalam           | 53 105,00                | 59 397,50           | 41,19             | 33,40            |
| 14. Air Batu              | 38 023,00                | 40 097,88           | 99,65             | 93,11            |
| 15. Sei Dadap             | 22 704,00                | 18 272,88           | 65,01             | 51,76            |
| 16. Buntu Pane            | 56 322,00                | 53 232,27           | 47,88             | 47,88            |
| 17. Tinggi Raja           | 91 403,00                | 91 403,00           | 70,89             | 70,89            |
| 18. Setia Janji           | 18 352,00                | 18 352,00           | 37,89             | 37,89            |
| 19. Meranti               | 3 915,00                 | 3 915,00            | 53,96             | 53,96            |
| 20. Pulo Bandring         | 12 688,00                | 12 660,00           | 78,20             | 77,96            |
| 21. Rawang Panca Arga     | 26 009,00                | 23 661,00           | 68,40             | 67,40            |
| 22. Air Joman             | 30 539,00                | 30 539,00           | 898,00            | 898,00           |
| 23. Silau Laut            | 35 453,00                | 35 453,00           | 7 301,00          | 7 301,00         |
| 24. Kisaran Barat         | 1 096,00                 | 1 096,00            | 14,20             | 14,20            |
| 25. Kisaran Timur         | 2 106,00                 | 2 106,00            | 14,80             | 14,80            |
| <b>Asahan</b>             | <b>1 611 748,50</b>      | <b>1 609 452,07</b> | <b>23 260,86</b>  | <b>22 293,11</b> |

Lanjutan Tabel/*Continued Table 5.2.2*

| Kecamatan<br><i>Sub District</i> | Karet<br><i>Rubber</i> |                 | Coklat/Kakao<br><i>Cocoa</i> |               |
|----------------------------------|------------------------|-----------------|------------------------------|---------------|
|                                  | 2020                   | 2021            | 2020                         | 2021          |
| (1)                              | (6)                    | (7)             | (8)                          | (9)           |
| 1. B. P. Mandoge                 | 649,00                 | 649,00          | 71,63                        | 36,07         |
| 2. Bandar Pulau                  | 1 550,00               | 1 122,00        | 20,57                        | 22,00         |
| 3. Aek Songsongan                | 1 790,00               | 1 470,90        | 4,73                         | 5,06          |
| 4. Rahuning                      | 10,60                  | 6,62            | 5,67                         | 8,38          |
| 5. Pulau Rakyat                  | 38,30                  | 22,60           | 16,54                        | 22,30         |
| 6. Aek Kuasan                    | 49,85                  | 28,67           | 4,92                         | 3,98          |
| 7. Aek Ledong                    | 152,50                 | 105,80          | 51,24                        | 49,24         |
| 8. Sei Kepayang                  | -                      | -               | -                            | -             |
| 9. Sei Kepayang Barat            | -                      | -               | -                            | -             |
| 10. Sei Kepayang Timur           | -                      | -               | -                            | -             |
| 11. Tanjung Balai                | -                      | -               | 20,65                        | 45,50         |
| 12. Simpang Empat                | 61,14                  | 62,29           | 20,17                        | 20,26         |
| 13. Teluk Dalam                  | 30,60                  | 17,45           | 14,55                        | 10,00         |
| 14. Air Batu                     | 89,68                  | 77,53           | 192,58                       | 132,92        |
| 15. Sei Dadap                    | 42,11                  | 29,06           | 37,17                        | 28,10         |
| 16. Buntu Pane                   | 96,54                  | 96,54           | 15,49                        | 12,89         |
| 17. Tinggi Raja                  | 151,11                 | 150,76          | 32,24                        | 33,55         |
| 18. Setia Janji                  | 126,32                 | 126,32          | 15,88                        | 15,88         |
| 19. Meranti                      | 1,20                   | 1,20            | 11,85                        | 11,85         |
| 20. Pulo Bandring                | 122,20                 | 122,21          | 30,05                        | 30,05         |
| 21. Rawang Panca Arga            | 8,98                   | 10,04           | 23,15                        | 28,75         |
| 22. Air Joman                    | -                      | -               | 14,88                        | 14,88         |
| 23. Silau Laut                   | -                      | -               | 16,67                        | 16,67         |
| 24. Kisaran Barat                | 2,15                   | 2,15            | 5,28                         | 5,28          |
| 25. Kisaran Timur                | -                      | -               | 13,80                        | 13,80         |
| <b>Asahan</b>                    | <b>4 972,28</b>        | <b>4 101,14</b> | <b>639,71</b>                | <b>567,41</b> |

Sumber : Dinas Pertanian Kabupaten Asahan  
*Source : Agriculture Service of Asahan Regency*

**Tabel** 5.2.3 **Luas Tanaman dan Produksi Karet Tanaman Perkebunan Rakyat Menurut Kecamatan, 2021**  
**Table** 5.2.3 **Planted Area and Production of Rubber Smallholders Estates by District, 2021**

|     | Kecamatan<br><i>District</i> | Luas Tanaman<br><i>Planted Area</i><br>(ha) |                 |               | Jumlah<br><i>Total</i> | Produksi<br><i>Production</i><br>(ton) |
|-----|------------------------------|---|-----------------|---------------|------------------------|--|
|     |                              | TBM   | TM              | TTM           |                        |  |
|     | (1)                          | (2)   | (3)             | (4)           | (5)                    | (6)                                    |
| 1.  | B. P. Mandoge                | 3,00  | 620,00          | 6,00          | 629,00                 | 649,00                                 |
| 2.  | Bandar Pulau                 | -   | 977,00          | 9,00          | 986,00                 | 1 122,00                               |
| 3.  | Aek Songsongan               | -   | 1 176,42        | 50,00         | 1 226,42               | 1 470,90                               |
| 4.  | Rahuning                     | -   | 5,00            | 2,00          | 7,00                   | 6,62                                   |
| 5.  | Pulau Rakyat                 | 3,50  | 16,00           | 3,00          | 22,50                  | 22,60                                  |
| 6.  | Aek Kuasan                   | -   | 23,00           | -             | 23,00                  | 28,67                                  |
| 7.  | Aek Ledong                   | 4,30  | 95,30           | 10,50         | 110,10                 | 105,80                                 |
| 8.  | Sei Kepayang                 | -   | -               | -             | -                      | -                                      |
| 9.  | Sei Kepayang Barat           | -   | -               | -             | -                      | -                                      |
| 10. | Sei Kepayang Timur           | -   | -               | -             | -                      | -                                      |
| 11. | Tanjung Balai                | -   | -               | -             | -                      | -                                      |
| 12. | Simpang Empat                | 11,00                                       | 50,00           | 3,50          | 64,50                  | 62,29                                  |
| 13. | Teluk Dalam                  | 1,00  | 14,20           | -             | 15,20                  | 17,45                                  |
| 14. | Air Batu                     | 8,00  | 76,00           | 1,00          | 85,00                  | 77,53                                  |
| 15. | Sei Dadap                    | 7,00  | 22,00           | 15,00         | 44,00                  | 29,06                                  |
| 16. | Buntu Pane                   | 4,20  | 84,10           | -             | 88,30                  | 96,54                                  |
| 17. | Tinggi Raja                  | 10,77                                       | 143,77          | 8,60          | 163,14                 | 150,76                                 |
| 18. | Setia Janji                  | 20,00                                       | 132,00          | -             | 152,00                 | 126,32                                 |
| 19. | Meranti                      | -   | 1,00            | -             | 1,00                   | 1,20                                   |
| 20. | Pulo Bandring                | 24,52                                       | 123,03          | 32,92         | 180,47                 | 122,21                                 |
| 21. | Rawang Panca Arga            | 1,00  | 10,00           | -             | 11,00                  | 10,04                                  |
| 22. | Air Joman                    | 5,00  | -               | -             | 5,00                   | -                                      |
| 23. | Silau Laut                   | 0,50  | -               | -             | 0,50                   | -                                      |
| 24. | Kisaran Barat                | -   | 2,00            | -             | 2,00                   | 2,15                                   |
| 25. | Kisaran Timur                | -   | -               | -             | -                      | -                                      |
|     | <b>Asahan</b>                | <b>103,79</b>                               | <b>3 570,82</b> | <b>141,52</b> | <b>3 816,13</b>        | <b>4 101,14</b>                        |

Sumber : Dinas Pertanian Kabupaten Asahan

Source : Agriculture Service of Asahan Regency

**Tabel** 5.2.4 **Luas Tanaman dan Produksi Kelapa Sawit Tanaman Perkebunan Rakyat Menurut Kecamatan, 2021**  
**Table** 5.2.4 **Planted Area and Production of Oil Palm Smallholders Estates by District, 2021**

|     | Kecamatan<br><i>District</i> | Luas Tanaman<br><i>Planted Area</i><br>(ha) |                  |               | Jumlah<br><i>Total</i> | Produksi<br>TBS<br><i>Production</i><br>(ton) |
|-----|------------------------------|---|------------------|---------------|------------------------|---|
|     |                              | TBM   | TM               | TTM           |                        |   |
|     | (1)                          | (2)   | (3)              | (4)           | (5)                    | (6)   |
| 1.  | B. P. Mandoge                | 117,21                                      | 9 403,00         | -             | 9 520,21               | 211 099,54                                    |
| 2.  | Bandar Pulau                 | 212,80                                      | 21 243,00        | 67,00         | 21 522,80              | 465 426,70                                    |
| 3.  | Aek Songsongan               | 224,00                                      | 3 449,00         | 11,00         | 3 684,00               | 75 683,80                                     |
| 4.  | Rahuning                     | 72,00                                       | 2 323,60         | 24,10         | 2 419,70               | 49 995,60                                     |
| 5.  | Pulau Rakyat                 | 110,00                                      | 4 449,00         | 28,00         | 4 587,00               | 103 605,00                                    |
| 6.  | Aek Kuasan                   | 34,00                                       | 5 353,66         | 7,00          | 5 394,66               | 104 211,00                                    |
| 7.  | Aek Ledong                   | 38,72                                       | 917,50           | 54,00         | 1 010,22               | 21 825,50                                     |
| 8.  | Sei Kepayang                 | 52,00                                       | 3 528,23         | -             | 3 580,23               | 83 734,00                                     |
| 9.  | Sei Kepayang Barat           | 11,30                                       | 305,00           | -             | 316,30                 | 5 771,40                                      |
| 10. | Sei Kepayang Timur           | 68,00                                       | 706,00           | -             | 774,00                 | 14 669,88                                     |
| 11. | Tanjung Balai                | 21,00                                       | 595,00           | 1,00          | 617,00                 | 12 627,84                                     |
| 12. | Simpang Empat                | 81,50                                       | 3 263,50         | 37,00         | 3 382,00               | 70 616,28                                     |
| 13. | Teluk Dalam                  | 63,00                                       | 2 571,00         | 38,50         | 2 672,50               | 59 397,50                                     |
| 14. | Air Batu                     | 13,00                                       | 1 257,00         | 166,00        | 1 436,00               | 40 097,88                                     |
| 15. | Sei Dadap                    | 25,00                                       | 974,00           | 34,00         | 1 033,00               | 18 272,88                                     |
| 16. | Buntu Pane                   | 143,00                                      | 2 408,70         | -             | 2 551,70               | 53 232,27                                     |
| 17. | Tinggi Raja                  | 187,00                                      | 4 110,50         | 70,00         | 4 367,50               | 91 403,00                                     |
| 18. | Setia Janji                  | 20,00                                       | 824,00           | -             | 844,00                 | 18 352,00                                     |
| 19. | Meranti                      | 10,00                                       | 134,00           | -             | 144,00                 | 3 915,00                                      |
| 20. | Pulo Bandring                | 15,00                                       | 592,60           | 25,50         | 633,10                 | 12 660,00                                     |
| 21. | Rawang Panca Arga            | 84,00                                       | 1 516,50         | 8,00          | 1 608,50               | 23 661,00                                     |
| 22. | Air Joman                    | 68,00                                       | 1 173,00         | -             | 1 241,00               | 30 539,00                                     |
| 23. | Silau Laut                   | 5,00  | 1 688,00         | -             | 1 693,00               | 35 453,00                                     |
| 24. | Kisaran Barat                | 5,00  | 54,00            | -             | 59,00                  | 1 096,00                                      |
| 25. | Kisaran Timur                | 3,00  | 98,00            | -             | 101,00                 | 2 106,00                                      |
|     | <b>Asahan</b>                | <b>1 683,53</b>                             | <b>72 937,79</b> | <b>571,10</b> | <b>75 192,42</b>       | <b>1 609 452,07</b>                           |

Sumber : Dinas Pertanian Kabupaten Asahan

Source : Agriculture Service of Asahan Regency

**Tabel**  
**Table**

5.2.5

**Luas Tanaman dan Produksi Kelapa Tanaman Perkebunan  
Rakyat Menurut Kecamatan, 2021**  
*Planted Area and Production of Coconuts Smallholder Estates by  
District, 2021*

| Kecamatan<br><i>District</i> | Luas Tanaman<br><i>Planted Area</i><br>(ha) |                  |               | Jumlah<br><i>Total</i> | Produksi<br>Kopra<br><i>Production</i><br>(ton) |
|------------------------------|---|------------------|---------------|------------------------|---|
|                              | TBM   | TM               | TTM           |                        |   |
| (1)                          | (2)   | (3)              | (4)           | (5)                    | (6)   |
| 1. B. P. Mandoge             | -   | 35,96            | -             | 35,96                  | 39,09   |
| 2. Bandar Pulau              | 1,80  | 21,00            | -             | 22,80                  | 24,25   |
| 3. Aek Songsongan            | 8,70  | 38,30            | -             | 47,00                  | 46,04   |
| 4. Rahuning                  | 10,90                                       | 36,90            | 0,60          | 48,40                  | 41,12   |
| 5. Pulau Rakyat              | 21,40                                       | 53,60            | 13,30         | 88,30                  | 65,00   |
| 6. Aek Kuasan                | -   | 15,00            | -             | 15,00                  | 17,00   |
| 7. Aek Ledong                | 6,30  | 81,00            | 5,00          | 92,30                  | 102,40  |
| 8. Sei Kepayang              | 208,35                                      | 3 320,00         | 85,00         | 3 613,35               | 3 721,37  |
| 9. Sei Kepayang Barat        | 14,00                                       | 1 470,00         | 89,50         | 1 573,50               | 1 593,41  |
| 10. Sei Kepayang Timur       | 25,00                                       | 3 284,00         | -             | 3 309,00               | 3 719,30  |
| 11. Tanjung Balai            | 46,00                                       | 3 177,00         | 56,00         | 3 279,00               | 3 528,56  |
| 12. Simpang Empat            | 25,00                                       | 573,50           | 89,50         | 688,00                 | 633,32  |
| 13. Teluk Dalam              | 6,00  | 26,50            | 0,50          | 33,00                  | 33,40   |
| 14. Air Batu                 | 6,00  | 78,00            | 4,00          | 88,00                  | 93,11   |
| 15. Sei Dadap                | 12,00                                       | 40,00            | -             | 52,00                  | 51,76   |
| 16. Buntu Pane               | 8,26  | 43,45            | -             | 51,71                  | 47,88   |
| 17. Tinggi Raja              | 8,00  | 63,02            | -             | 71,02                  | 70,89   |
| 18. Setia Janji              | 5,00  | 33,50            | -             | 38,50                  | 37,89   |
| 19. Meranti                  | 18,50                                       | 47,00            | -             | 65,50                  | 53,96   |
| 20. Pulo Bandring            | 8,17  | 69,00            | 28,93         | 106,10                 | 77,96   |
| 21. Rawang Panca Arga        | 5,00  | 59,00            | 3,00          | 67,00                  | 67,40   |
| 22. Air Joman                | 35,00                                       | 802,50           | -             | 837,50                 | 898,00  |
| 23. Silau Laut               | 290,00                                      | 6 332,00         | 10,00         | 6 632,00               | 7 301,00  |
| 24. Kisaran Barat            | -   | 13,50            | -             | 3,50                   | 14,20   |
| 25. Kisaran Timur            | -   | 14,00            | -             | 14,00                  | 14,80   |
| <b>Asahan</b>                | <b>769,38</b>                               | <b>19 727,73</b> | <b>385,33</b> | <b>20 882,44</b>       | <b>22 293,11</b>                                |

Sumber : Dinas Pertanian Kabupaten Asahan

Source : Agriculture Service of Asahan Regency



**Tabel** 5.2.6 **Luas Tanaman dan Produksi Coklat Tanaman Perkebunan Rakyat Menurut Kecamatan, 2021**  
**Table** 5.2.6 **Planted Area and Production of Cocoa Smallholder Estates by District, 2021**

| Kecamatan<br><i>District</i> | Luas Tanaman<br><i>Planted Area (ha)</i> |               |               |                        | Produksi<br><i>Production (ton)</i> |
|------------------------------|--|---------------|---------------|------------------------|-------------------------------------|
|                              | TBM                                      | TM            | TTM           | Jumlah<br><i>Total</i> |                                     |
| (1)                          | (2)                                      | (3)           | (4)           | (5)                    | (6)                                 |
| 1. B. P. Mandoge             | -  | 59,76         | -             | 59,76                  | 36,07                               |
| 2. Bandar Pulau              | -  | 38,00         | -             | 38,00                  | 22,00                               |
| 3. Aek Songsongan            | -  | 8,20          | -             | 8,20                   | 5,06                                |
| 4. Rahuning                  | 5,90                                     | 15,30         | 0,30          | 21,50                  | 8,38                                |
| 5. Pulau Rakyat              | 5,00                                     | 33,00         | -             | 38,00                  | 22,30                               |
| 6. Aek Kuasan                | -  | 6,50          | -             | 6,50                   | 3,98                                |
| 7. Aek Ledong                | 9,00                                     | 74,00         | 15,06         | 98,06                  | 49,24                               |
| 8. Sei Kepayang              | -  | -             | -             | -                      | -                                   |
| 9. Sei Kepayang Barat        | -  | -             | -             | -                      | -                                   |
| 10. Sei Kepayang Timur       | -  | -             | -             | -                      | -                                   |
| 11. Tanjung Balai            | 4,50                                     | 75,00         | 25,00         | 104,50                 | 45,50                               |
| 12. Simpang Empat            | 9,50                                     | 28,00         | 4,50          | 42,00                  | 20,26                               |
| 13. Teluk Dalam              | 3,00                                     | 17,00         | 0,30          | 20,30                  | 10,00                               |
| 14. Air Batu                 | 55,00                                    | 187,00        | -             | 242,00                 | 132,92                              |
| 15. Sei Dadap                | 13,00                                    | 43,00         | 13,00         | 69,00                  | 28,10                               |
| 16. Buntu Pane               | -  | 21,02         | -             | 21,02                  | 12,89                               |
| 17. Tinggi Raja              | 24,03                                    | 59,84         | -             | 83,87                  | 33,55                               |
| 18. Setia Janji              | 3,00                                     | 26,00         | -             | 29,00                  | 15,88                               |
| 19. Meranti                  | 3,20                                     | 16,50         | -             | 19,70                  | 11,85                               |
| 20. Pulo Bandring            | -  | 51,70         | 22,86         | 74,56                  | 30,05                               |
| 21. Rawang Panca Arga        | 1,00                                     | 38,00         | 0,25          | 39,25                  | 28,75                               |
| 22. Air Joman                | 15,00                                    | 20,00         | -             | 35,00                  | 14,88                               |
| 23. Silau Laut               | 353,80                                   | 44,50         | -             | 398,30                 | 16,67                               |
| 24. Kisaran Barat            | 7,50                                     | 7,00          | -             | 14,50                  | 5,28                                |
| 25. Kisaran Timur            | -  | 21,00         | -             | 21,00                  | 13,80                               |
| <b>Asahan</b>                | <b>512,43</b>                            | <b>890,32</b> | <b>81,271</b> | <b>1 484,02</b>        | <b>567,41</b>                       |

Sumber : Dinas Pertanian Kabupaten Asahan  
 Source : Agriculture Service of Asahan Regency

**Tabel** 5.2.7 **Produksi Tanaman Perkebunan Rakyat (ton), 2017 - 2021**  
**Table** 5.2.7 **Production of Smallholder Estates (ton), 2017 – 2021**

|     | Jenis Tanaman<br><i>Type of Crops</i> | Tahun<br><i>Year</i> |              |              |              |              |
|-----|---------------------------------------|----------------------|--------------|--------------|--------------|--------------|
|     |                                       | 2017                 | 2018         | 2019         | 2020         | 2021         |
|     | (1)                                   | (2)                  | (3)          | (4)          | (5)          | (6)          |
| 1.  | Karet/ <i>Rubber</i>                  | 5 405,95             | 5 511,16     | 5 068,85     | 4 972,28     | 4 101,14     |
| 2.  | Kelapa Sawit/<br><i>Palm Oil (MS)</i> | 1 595 126,63         | 1 622 155,53 | 1 647 852,00 | 1 611 748,50 | 1 609 452,07 |
| 3.  | Kelapa/ <i>Coconut</i>                | 22 486,42            | 23 848,10    | 23 254,19    | 23 260,86    | 22 293,11    |
| 4.  | Coklat/ <i>Cocoa</i>                  | 610,38               | 580,48       | 624,60       | 639,71       | 567,41       |
| 5.  | Kop / <i>Coffee</i>                   | -                    | -            | -            | -            | -            |
| 6.  | Aren/ <i>Palm Sugar</i>               | -                    | -            | -            | -            | -            |
| 7.  | Kemiri/<br><i>Candlenut</i>           | -                    | -            | -            | -            | -            |
| 8.  | Pinang/ <i>Arecanut</i>               | -                    | -            | -            | -            | -            |
| 9.  | Kapuk/ <i>Kapok</i>                   | -                    | -            | -            | -            | -            |
| 10. | Cengkeh/ <i>Clove</i>                 | -                    | -            | -            | -            | -            |

Sumber : Dinas Pertanian Kabupaten Asahan  
 Source : *Agriculture Service of Asahan Regency*

**Tabel** 5.2.8 **Luas Tanaman dan Produksi Perkebunan Besar Swasta/ PTPN Menurut Jenis Tanaman, 2021**  
**Table** 5.2.8 **Planted Area and Production of State/Estates by Type of Crops, 2021**

| Jenis Tanaman<br><i>Type of Crops</i>                            | Swasta/ Private                         |                                 | PTPN                                       |                                 |
|--|---|---------------------------------|--|---------------------------------|
|  | Luas<br>Tanaman<br>Planted Area<br>(ha) | Produksi<br>Production<br>(ton) | Luas<br>Tanaman<br>Planted<br>Area<br>(ha) | Produksi<br>Production<br>(ton) |
| (1)  | (2)                                     | (3)                             | (4)  | (5)                             |
| 1. Karet/ <i>Rubber</i><br>(Kadar Karet<br>Kering/ <i>Lumb</i> ) | 12 750,39                               | 10 963,27                       | 3 426,19                                   | 4 200,88                        |
| 2. Kelapa Sawit/<br><i>Palm Oil</i>                              | 51 300,62                               | 871 186,83                      | 44 803,60                                  | 868 652,54                      |
| 3. Kopi/ <i>Coffee</i>   | -                                       | -                               | -  | -                               |
| 4. Kelapa/<br><i>Coconut</i>                                     | -                                       | -                               | -  | -                               |
| 5. Coklat/ <i>Cocoa</i>  | -                                       | -                               | -  | -                               |
| 6. Lainnya/ <i>Others</i>  | -                                       | -                               | -  | -                               |

Sumber : Dinas Pertanian Kabupaten Asahan  
 Source : *Agriculture Service of Asahan Regency*

**Tabel**  
**Table****5.2.9 Luas Tanaman Perkebunan Besar Swasta/PTPN Menurut Jenis Tanaman (ha), 2021**  
**Planted Area of State/Estates by Type of Crops (ha), 2021**

| Jenis Tanaman<br><i>Type of Crops</i> |                                  | TBM       | TM        | TTM    | Jumlah<br>Luas<br><i>Total Area</i> |
|---------------------------------------|----------------------------------|-----------|-----------|--------|-------------------------------------|
| (1)                                   |                                  | (2)       | (3)       | (4)    | (5)                                 |
| 1.                                    | Karet/ <i>Rubber</i>             | 1 156,34  | 15 020,24 | 4,60   | <b>16 181,18</b>                    |
| 2.                                    | Kelapa Sawit/<br><i>Palm Oil</i> | 10 367,36 | 85 245,71 | 491,15 | <b>96 104,22</b>                    |
| 3.                                    | Kopi/ <i>Coffee</i>              | -         | -         | -      | -                                   |
| 4.                                    | Kelapa/ <i>Coconut</i>           | -         | -         | -      | -                                   |
| 5.                                    | Coklat/ <i>Cocoa</i>             | -         | -         | -      | -                                   |
| 6.                                    | Lainnya/ <i>Others</i>           | -         | -         | -      | -                                   |

Sumber : Dinas Pertanian Kabupaten Asahan

Source : *Agriculture Service of Asahan Regency*

### 5.3 Tanaman Pangan/*Food Crops*

**Tabel** 5.3.1 **Luas Lahan Sawah Menurut Jenis Pengairan dan Kecamatan Di Kabupaten Asahan (ha), 2021**  
**Table** 5.3.1 **Rice Land Area by Types of Irrigation and District in Asahan Regency (ha), 2021**

|     | Kecamatan<br><i>District</i> | Lahan Sawah/ <i>Rice Land</i> |                 |                         |               | Jumlah<br><i>Total</i> |
|-----|------------------------------|-------------------------------|-----------------|-------------------------|---------------|------------------------|
|     |                              | Irigasi<br><i>Irrigation</i>  | Tadah<br>Hujan  | Rawa<br>Pasang<br>Surut | Rawa<br>Lebak |                        |
|     | (1)                          | (2)                           | (3)             | (4)                     | (5)           | (6)                    |
| 1.  | B. P. Mandoge                | -                             | -               | -                       | -             | -                      |
| 2.  | Bandar Pulau                 | -                             | -               | -                       | -             | -                      |
| 3.  | Aek Songsongan               | 27,00                         | 5,00            | -                       | -             | 32,00                  |
| 4.  | Rahuning                     | -                             | -               | -                       | -             | -                      |
| 5.  | Pulau Rakyat                 | -                             | 30,37           | -                       | -             | 30,37                  |
| 6.  | Aek Kuasan                   | -                             | -               | -                       | -             | -                      |
| 7.  | Aek Ledong                   | -                             | -               | -                       | -             | -                      |
| 8.  | Sei Kepayang                 | -                             | 2 510,59        | -                       | -             | 2 510,59               |
| 9.  | Sei Kepayang Barat           | -                             | -               | -                       | -             | -                      |
| 10. | Sei Kepayang Timur           | -                             | 10,00           | -                       | -             | 10,00                  |
| 11. | Tanjung Balai                | -                             | -               | -                       | -             | -                      |
| 12. | Simpang Empat                | 28,49                         | 45,00           | -                       | -             | 73,49                  |
| 13. | Teluk Dalam                  | -                             | -               | -                       | -             | -                      |
| 14. | Air Batu                     | -                             | -               | -                       | -             | -                      |
| 15. | Sei Dadap                    | -                             | -               | -                       | -             | -                      |
| 16. | Buntu Pane                   | -                             | -               | -                       | -             | -                      |
| 17. | Tinggi Raja                  | -                             | -               | -                       | -             | -                      |
| 18. | Setia Janji                  | 331,33                        | -               | -                       | -             | 331,33                 |
| 19. | Meranti                      | 2 007,98                      | 138,50          | -                       | -             | 2 146,48               |
| 20. | Pulo Bandring                | 219,08                        | -               | -                       | -             | 219,08                 |
| 21. | Rawang Panca Arga            | 2 833,01                      | -               | -                       | -             | 2 833,01               |
| 22. | Air Joman                    | 23,04                         | -               | -                       | -             | 23,04                  |
| 23. | Silau Laut                   | 89,65                         | -               | -                       | -             | 89,65                  |
| 24. | Kisaran Barat                | -                             | -               | -                       | -             | -                      |
| 25. | Kisaran Timur                | -                             | -               | -                       | -             | -                      |
|     | <b>Asahan</b>                | <b>5 559,58</b>               | <b>2 739,46</b> | -                       | -             | <b>8 299,04</b>        |

Sumber : Dinas Pertanian Kabupaten Asahan  
Source : *Agriculture Service of Asahan Regency*

**Tabel**  
**Table**

5.3.2

**Luas Lahan Kering Menurut Penggunaan Lahan dan Kecamatan  
di Kabupaten Asahan (ha), 2021**  
*Dry Land Area by Using Land and District in Asahan Regency  
(ha), 2021*

|     | Kecamatan<br><i>District</i> | Perke-<br>bunan   | Tegal/<br>Kebun  | Ladang/<br>Huma | Ditanami                  |                  |
|-----|------------------------------|-------------------|------------------|-----------------|---------------------------|------------------|
|     |                              |                   |                  |                 | Pohon/<br>Hutan<br>Rakyat | Padang<br>Rumput |
|     | (1)                          | (2)               | (3)              | (4)             | (5)                       | (6)              |
| 1.  | B. P. Mandoge                | 32 008,50         | 9 037,00         | 758,00          | -                         | -                |
| 2.  | Bandar Pulau                 | 25 246,00         | 220,00           | 325,00          | -                         | -                |
| 3.  | Aek Songsongan               | 9 516,60          | 59,00            | 54,00           | -                         | -                |
| 4.  | Rahuning                     | 17 663,20         | 110,00           | 25,00           | -                         | -                |
| 5.  | Pulau Rakyat                 | 9 134,00          | 265,00           | -               | -                         | -                |
| 6.  | Aek Kuasan                   | 12 870,50         | 36,00            | -               | -                         | -                |
| 7.  | Aek Ledong                   | 1 726,90          | -                | -               | -                         | -                |
| 8.  | Sei Kepayang                 | 12 152,40         | 43,00            | 109,41          | 1 262,60                  | -                |
| 9.  | Sei Kepayang Barat           | 1 943,00          | -                | -               | -                         | -                |
| 10. | Sei Kepayang Timur           | 4 095,00          | -                | 35,00           | -                         | -                |
| 11. | Tanjung Balai                | 4 375,00          | -                | -               | -                         | -                |
| 12. | Simpang Empat                | 4 805,80          | 278,00           | 111,51          | -                         | -                |
| 13. | Teluk Dalam                  | 8 179,00          | 290,00           | -               | -                         | -                |
| 14. | Air Batu                     | 9 959,00          | 230,00           | 214,00          | -                         | -                |
| 15. | Sei Dadap                    | 5 360,90          | 200,00           | -               | -                         | -                |
| 16. | Buntu Pane                   | 9 241,70          | 302,00           | -               | -                         | -                |
| 17. | Tinggi Raja                  | 7 486,60          | 632,00           | -               | -                         | -                |
| 18. | Setia Janji                  | 3 835,00          | 241,00           | -               | -                         | -                |
| 19. | Meranti                      | 647,00            | 90,00            | -               | -                         | -                |
| 20. | Pulo Bandring                | 4 436,00          | 157,00           | -               | -                         | -                |
| 21. | Rawang Panca Arga            | 2 751,60          | 228,00           | -               | -                         | -                |
| 22. | Air Joman                    | 2 677,00          | 531,00           | -               | -                         | -                |
| 23. | Silau Laut                   | 7 159,80          | 23,00            | -               | -                         | -                |
| 24. | Kisaran Barat                | 2 023,00          | 2,00             | 16,00           | -                         | -                |
| 25. | Kisaran Timur                | 145,00            | -                | 179,00          | -                         | -                |
|     | <b>Asahan</b>                | <b>199 438,50</b> | <b>13 274,00</b> | <b>1 826,92</b> | <b>1 262,60</b>           | <b>-</b>         |

Lanjutan Tabel/*Continued Table 5.3.2*

| Kecamatan<br><i>District</i> | Sementara<br>tidak<br>diusahakan | Lainnya<br>(Tambak/<br>Kolam/E<br>mpang/H<br>utan<br>Negara) | Hutan<br>Negara | Jumlah<br>Lahan<br>Pertanian<br>Bukan<br>Sawah | Bukan Lahan<br>Pertanian<br>(Jalan/Pemuki<br>man<br>/Perkantoran/<br>Sungai dll) |
|------------------------------|----------------------------------|--|-----------------|--|--|
| (1)                          | (7)                              | (8)  | (9)             | (10)   | (11)   |
| 1. B. P. Mandoge             | -                                | 1 228,00   | 2 795,00        | 55 826,50                                      | 15 536,50  |
| 2. Bandar Pulau              | -                                | 4,00   | -               | 25 795,00                                      | 1 046,00   |
| 3. Aek Songsongan            | -                                | 1 290,60   | 2 037,40        | 12 957,60                                      | 15 231,40  |
| 4. Rahuning                  | -                                | 86,00  | -               | 17 884,20                                      | 1 695,80   |
| 5. Pulau Rakyat              | -                                | 31,63  | -               | 9 430,63                                       | 11 904,00  |
| 6. Aek Kuasan                | -                                | 254,00   | 159,50          | 13 320,00                                      | 993,00   |
| 7. Aek Ledong                | -                                | 242,00   | -               | 1 968,90                                       | 6 543,10   |
| 8. Sei Kepayang              | 154,00                           | -  | 1 640,50        | 15 361,91                                      | 19 196,50  |
| 9. Sei Kepayang Barat        | -                                | 1,00   | -               | 1 944,00                                       | 2 975,00   |
| 10. Sei Kepayang Timur       | -                                | -  | 3 134,40        | 7 264,40                                       | 2 790,60   |
| 11. Tanjung Balai            | -                                | -  | 488,20          | 4 863,20                                       | 4 004,80   |
| 12. Simpang Empat            | -                                | -  | -               | 5 195,31                                       | 8 308,20   |
| 13. Teluk Dalam              | 192,00                           | -  | -               | 8 661,00                                       | 3 040,00   |
| 14. Air Batu                 | -                                | 2,00   | -               | 10 405,00                                      | 1 310,00   |
| 15. Sei Dadap                | -                                | 111,00   | -               | 5 671,90                                       | 2 606,10   |
| 16. Buntu Pane               | -                                | 534,00   | -               | 10 077,70                                      | 5 262,30   |
| 17. Tinggi Raja              | -                                | 789,00   | -               | 8 907,60                                       | 1 882,40   |
| 18. Setia Janji              | -                                | 468,67   | -               | 4 844,67                                       | 1 061,00   |
| 19. Meranti                  | -                                | 437,52   | -               | 1 174,52                                       | 1 212,00   |
| 20. Pulo Bandring            | -                                | 326,92   | -               | 4 919,92                                       | 3 560,00   |
| 21. Rawang Panca Arga        | -                                | 45,99  | -               | 3 025,59                                       | 878,40   |
| 22. Air Joman                | -                                | 638,96   | -               | 3 846,96                                       | 5 939,00   |
| 23. Silau Laut               | -                                | 139,35   | 501,20          | 7 823,35                                       | 555 00   |
| 24. Kisaran Barat            | -                                | -  | -               | 2 041,00                                       | 1 240,00   |
| 25. Kisaran Timur            | -                                | -  | -               | 324,00   | 2 693,00   |
| <b>Asahan</b>                | <b>346,00</b>                    | <b>6 630,64</b>  | <b>0 756,20</b> | <b>243 534,86</b>                              | <b>120 909,10</b>  |

Sumber : Dinas Pertanian Kabupaten Asahan

Source : Agriculture Service of Asahan Regency

**Tabel** 5.3.3 **Luas Penggunaan Lahan Kering dan Lahan Sawah Menurut Kecamatan (ha), 2021**  
**Table** 5.3.3 **Extensive Use of Land Area by District in Asahan Regency (ha), 2021**

| Kecamatan<br><i>District</i> |                    | Lahan Sawah<br><i>Wet Rice Field Area</i> | Lahan Pertanian<br>Bukan Sawah<br><i>Not Wet Rice Field Area</i> | Bukan Lahan<br>Pertanian<br><i>Not Rice Field Area</i> | Luas Lahan<br>Seluruhnya<br><i>Total Area</i> |
|------------------------------|--------------------|---|--|--|---|
| (1)                          |                    | (2)                                       | (3)  | (4)  | (5)   |
| 1.                           | B. P. Mandoge      | -   | 55 826,50  | 15 536,50  | 71 363,00                                     |
| 2.                           | Bandar Pulau       | -   | 25 795,00  | 1 046,00   | 26 841,00                                     |
| 3.                           | Aek Songsongan     | 32,00                                     | 12 957,60  | 15 231,40  | 28 221,00                                     |
| 4.                           | Rahuning           | -   | 17 884,20  | 1 695,80   | 19 580,00                                     |
| 5.                           | Pulau Rakyat       | 30,37                                     | 9 430,63   | 11 904,00  | 21 365,00                                     |
| 6.                           | Aek Kuasan         | -   | 13 320,00  | 993,00   | 14 313,00                                     |
| 7.                           | Aek Ledong         | -   | 1 968,90   | 6 543,10   | 8 512,00                                      |
| 8.                           | Sei Kepayang       | 2 510,59                                  | 15 361,91  | 19 196,50  | 37 069,00                                     |
| 9.                           | Sei Kepayang Barat | -   | 1 944,00   | 2 975,00   | 4 919,00                                      |
| 10.                          | Sei Kepayang Timur | 10,00                                     | 7 264,40   | 2 790,60   | 10 065,00                                     |
| 11.                          | Tanjung Balai      | -   | 4 863,20   | 4 004,80   | 8 868,00                                      |
| 12.                          | Simpang Empat      | 73,49                                     | 5 195,31   | 8 308,20   | 13 577,00                                     |
| 13.                          | Teluk Dalam        | -   | 8 661,00   | 3 040,00   | 11 701,00                                     |
| 14.                          | Air Batu           | -   | 10 405,00  | 1 310,00   | 11 715,00                                     |
| 15.                          | Sei Dadap          | -   | 5 671,90   | 2 606,10   | 8 278,00                                      |
| 16.                          | Buntu Pane         | -   | 10 077,70  | 5 262,30   | 15 340,00                                     |
| 17.                          | Tinggi Raja        | -   | 8 907,60   | 1 882,40   | 10 790,00                                     |
| 18.                          | Setia Janji        | 331,33                                    | 4 844,67   | 1 061,00   | 6 237,00                                      |
| 19.                          | Meranti            | 2 146,48                                  | 1 174,52   | 1 212,00   | 4 533,00                                      |
| 20.                          | Pulo Bandring      | 219,08                                    | 4 919,92   | 3 560,00   | 8 699,00                                      |
| 21.                          | Rawang Panca Arga  | 2 833,01                                  | 3 025,59   | 878,40   | 6 737,00                                      |
| 22.                          | Air Joman          | 23,04                                     | 3 846,96   | 5 939,00   | 9 809,00                                      |
| 23.                          | Silau Laut         | 89,65                                     | 7 823,35   | 555,00   | 8 468,00                                      |
| 24.                          | Kisaran Barat      | -   | 2 041,00   | 1 240,00   | 3 281,00                                      |
| 25.                          | Kisaran Timur      | -   | 324,00   | 2 693,00   | 3 017,00                                      |
| <b>Asahan</b>                |                    | <b>8 229,04</b>                           | <b>243 534,86</b>  | <b>121 464,10</b>                                      | <b>373 298,00</b>                             |

Sumber : Dinas Pertanian Kabupaten Asahan

Source : Agriculture Service of Asahan Regency



**Tabel** 5.3.4 **Luas Tanam dan Luas Panen Padi Sawah dan Padi Ladang Menurut Kecamatan (ha), 2021**  
**Table** 5.3.4 **Planted Area and Harvested Area of Wetland and Dryland Rice by District (ha), 2021**

| Kecamatan<br>District  | Padi Sawah Wetland<br>Rice       |                                    | Padi Ladang<br>Dryland Rice      |                                     | Jumlah<br>Total                  |                                    |
|------------------------|----------------------------------|------------------------------------|----------------------------------|-------------------------------------|----------------------------------|------------------------------------|
|                        | Luas<br>Tanam<br>Planted<br>Area | Luas<br>Panen<br>Harvested<br>Area | Luas                             |                                     | Luas<br>Tanam<br>Planted<br>Area | Luas<br>Panen<br>Harvested<br>Area |
|                        |                                  |                                    | Tana<br>m<br>Plant<br>ed<br>Area | Luas<br>Panen<br>Harvest<br>ed Area |                                  |                                    |
| (1)                    | (2)                              | (3)                                | (4)                              | (5)                                 | (6)                              | (7)                                |
| 1. B. P. Mandoge       | -                                | -                                  | -                                | -                                   | -                                | -                                  |
| 2. Bandar Pulau        | -                                | -                                  | -                                | 25,0                                | -                                | 25,0                               |
| 3. Aek Songsongan      | 52,0                             | 21,2                               | 60,0                             | 110,8                               | 112,0                            | 132,0                              |
| 4. Rahuning            | -                                | -                                  | -                                | -                                   | -                                | -                                  |
| 5. Pulau Rakyat        | 4,8                              | 4,8                                | -                                | -                                   | 4,8                              | 4,8                                |
| 6. Aek Kuasan          | -                                | -                                  | -                                | -                                   | -                                | -                                  |
| 7. Aek Ledong          | -                                | -                                  | -                                | -                                   | -                                | -                                  |
| 8. Sei Kepayang        | 5 716,7                          | 4 142,7                            | -                                | -                                   | 5 716,7                          | 4 142,7                            |
| 9. Sei Kepayang Barat  | -                                | -                                  | -                                | -                                   | -                                | -                                  |
| 10. Sei Kepayang Timur | 12,5                             | 2,9                                | -                                | -                                   | 12,5                             | 2,9                                |
| 11. Tanjung Balai      | -                                | -                                  | -                                | -                                   | -                                | -                                  |
| 12. Simpang Empat      | 106,0                            | 125,2                              | -                                | -                                   | 106,0                            | 125,2                              |
| 13. Teluk Dalam        | -                                | -                                  | -                                | -                                   | -                                | -                                  |
| 14. Air Batu           | -                                | -                                  | -                                | -                                   | -                                | -                                  |
| 15. Sei Dadap          | -                                | -                                  | -                                | -                                   | -                                | -                                  |
| 16. Buntu Pane         | -                                | -                                  | -                                | -                                   | -                                | -                                  |
| 17. Tinggi Raja        | -                                | -                                  | -                                | -                                   | -                                | -                                  |
| 18. Setia Janji        | 411,3                            | 369,9                              | -                                | -                                   | 411,3                            | 369,9                              |
| 19. Meranti            | 2 822,5                          | 2 633,7                            | -                                | -                                   | 2 822,5                          | 2 633,7                            |
| 20. Pulo Bandring      | 323,7                            | 323,7                              | -                                | -                                   | 323,7                            | 323,7                              |
| 21. Rawang Panca Arga  | 4 898,4                          | 4 999,5                            | -                                | -                                   | 4 898,4                          | 4 999,5                            |
| 22. Air Joman          | 47,2                             | 50,1                               | -                                | -                                   | 47,2                             | 50,1                               |
| 23. Silau Laut         | 175,0                            | 177,2                              | -                                | -                                   | 175,0                            | 177,2                              |
| 24. Kisaran Barat      | -                                | -                                  | -                                | -                                   | -                                | -                                  |
| 25. Kisaran Timur      | -                                | -                                  | -                                | -                                   | -                                | -                                  |
| <b>Asahan</b>          | <b>14 570,1</b>                  | <b>12 850,9</b>                    | <b>60,0</b>                      | <b>135,8</b>                        | <b>14 630,1</b>                  | <b>12 986,7</b>                    |

Sumber : Dinas Pertanian Kabupaten Asahan

Source : Agriculture Service of Asahan Regency

**Tabel** 5.3.5 **Luas Tanam dan Luas Panen Jagung dan Kedelai Menurut Kecamatan (ha), 2021**  
**Table** 5.3.5 **Planted Area and Harvested Area Hectare of Maize and Soybeans by District (ha), 2021**

| Kecamatan<br><i>District</i> | Jagung<br><i>Maize</i>            |                                     | Kedelai<br><i>Soybeans</i>        |                                     |
|------------------------------|-----------------------------------|-------------------------------------|-----------------------------------|-------------------------------------|
|                              | Luas Tanam<br><i>Planted Area</i> | Luas Panen<br><i>Harvested Area</i> | Luas Tanam<br><i>Planted Area</i> | Luas Panen<br><i>Harvested Area</i> |
| (1)                          | (2)                               | (3)                                 | (4)                               | (5)                                 |
| 1. B. P. Mandoge             | 38,0                              | 46,0                                | -                                 | -                                   |
| 2. Bandar Pulau              | 21,0                              | 14,0                                | -                                 | -                                   |
| 3. Aek Songsongan            | 3,0                               | 3,0                                 | -                                 | -                                   |
| 4. Rahuning                  | 10,5                              | 9,5                                 | -                                 | 0,5                                 |
| 5. Pulau Rakyat              | 36,0                              | 488,5                               | -                                 | -                                   |
| 6. Aek Kuasan                | 28,5                              | 37,5                                | -                                 | -                                   |
| 7. Aek Ledong                | 2,0                               | 2,0                                 | -                                 | -                                   |
| 8. Sei Kepayang              | -                                 | -                                   | -                                 | -                                   |
| 9. Sei Kepayang Barat        | 5,0                               | 5,0                                 | -                                 | -                                   |
| 10. Sei Kepayang Timur       | -                                 | -                                   | -                                 | -                                   |
| 11. Tanjung Balai            | -                                 | -                                   | -                                 | -                                   |
| 12. Simpang Empat            | 6,5                               | 1,0                                 | -                                 | -                                   |
| 13. Teluk Dalam              | 159,0                             | 164,0                               | -                                 | -                                   |
| 14. Air Batu                 | 27,0                              | 44,0                                | -                                 | -                                   |
| 15. Sei Dadap                | 9,5                               | 4,5                                 | 1,5                               | 1,0                                 |
| 16. Buntu Pane               | 134,0                             | 169,0                               | -                                 | -                                   |
| 17. Tinggi Raja              | 16,0                              | 22,0                                | -                                 | -                                   |
| 18. Setia Janji              | -                                 | -                                   | -                                 | -                                   |
| 19. Meranti                  | 3,0                               | 3,0                                 | -                                 | -                                   |
| 20. Pulo Bandring            | 1,0                               | 1,0                                 | -                                 | -                                   |
| 21. Rawang Panca Arga        | 1,0                               | 1,0                                 | -                                 | 0,5                                 |
| 22. Air Joman                | 1,0                               | 1,0                                 | -                                 | -                                   |
| 23. Silau Laut               | 1,0                               | 1,0                                 | -                                 | -                                   |
| 24. Kisaran Barat            | -                                 | -                                   | -                                 | -                                   |
| 25. Kisaran Timur            | 1,0                               | 2,0                                 | -                                 | -                                   |
| <b>Asahan</b>                | <b>504,0</b>                      | <b>1 024,5</b>                      | <b>1,5</b>                        | <b>2,0</b>                          |

Sumber : Dinas Pertanian Kabupaten Asahan

Source : Agriculture Service of Asahan Regency

**Tabel** 5.3.6 **Luas Tanam dan Luas Panen Kacang Tanah dan Kacang Hijau Menurut Kecamatan (ha), 2021**  
**Table** 5.3.6 **Planted Area and Harvested Area Hectare of Peanuts and Small Green by District (ha), 2021**

| Kecamatan<br>District | Kacang Tanah<br>Peanuts       |                                 | Kacang Hijau<br>Small Green   |                                 |
|-----------------------|-------------------------------|---------------------------------|-------------------------------|---------------------------------|
|                       | Luas Tanam<br>Planted<br>Area | Luas Panen<br>Harvested<br>Area | Luas Tanam<br>Planted<br>Area | Luas Panen<br>Harvested<br>Area |
|                       | (1)                           | (2)                             | (3)                           | (4)                             |
| 1. B. P. Mandoge      | 1,0                           | 1,0                             | -                             | 1,0                             |
| 2. Bandar Pulau       | 2,0                           | 3,0                             | 1,0                           | 1,0                             |
| 3. Aek Songsongan     | 2,0                           | 3,0                             | 2,0                           | 2,5                             |
| 4. Rahuning           | 4,0                           | 3,0                             | 2,0                           | 2,0                             |
| 5. Pulau Rakyat       | 2,0                           | 2,3                             | 1,0                           | 12,0                            |
| 6. Aek Kuasan         | 4,0                           | 5,0                             | 2,0                           | 2,0                             |
| 7. Aek Ledong         | 2,0                           | 4,0                             | 1,0                           | 2,0                             |
| 8. Sei Kepyang        | -                             | -                               | -                             | -                               |
| 9. Sei Kepyang Barat  | -                             | -                               | -                             | -                               |
| 10. Sei Kepyang Timur | -                             | -                               | -                             | -                               |
| 11. Tanjung Balai     | -                             | -                               | -                             | -                               |
| 12. Simpang Empat     | -                             | 1,0                             | -                             | -                               |
| 13. Teluk Dalam       | 4,0                           | 5,5                             | -                             | -                               |
| 14. Air Batu          | -                             | 1,0                             | -                             | -                               |
| 15. Sei Dadap         | 4,0                           | 4,0                             | -                             | 1,0                             |
| 16. Buntu Pane        | 1                             | 1,0                             | -                             | 1,0                             |
| 17. Tinggi Raja       | -                             | 1,0                             | 1,0                           | 1,0                             |
| 18. Setia Janji       | -                             | -                               | -                             | 1,0                             |
| 19. Meranti           | 2,0                           | 3,0                             | 4,0                           | 4,0                             |
| 20. Pulo Bandring     | -                             | 1,0                             | -                             | -                               |
| 21. Rawang Panca Arga | -                             | -                               | 2,0                           | 4,0                             |
| 22. Air Joman         | 1,0                           | 1,0                             | -                             | 1,0                             |
| 23. Silau Laut        | -                             | 1,0                             | 3,0                           | 3,0                             |
| 24. Kisaran Barat     | -                             | -                               | -                             | -                               |
| 25. Kisaran Timur     | -                             | 1,0                             | 1,0                           | 1,0                             |
| <b>Asahan</b>         | <b>29,0</b>                   | <b>41,8</b>                     | <b>20,0</b>                   | <b>39,5</b>                     |

Sumber : Dinas Pertanian Kabupaten Asahan  
 Source : Agriculture Service of Asahan Regency

**Tabel**  
**Table**

5.3.7

**Luas Tanam dan Luas Panen Ubi Kayu dan Ubi Jalar Menurut Kecamatan (ha), 2021**  
**Planted Area and Harvested Area Hectare of Cassava and Sweet Potatoes by District (ha), 2021**

| Kecamatan<br>District  | Ubi Kayu<br>Cassava           |                                 | Ubi Jalar<br>Sweet Potatoes   |                                 |
|------------------------|-------------------------------|---------------------------------|-------------------------------|---------------------------------|
|                        | Luas Tanam<br>Planted<br>Area | Luas Panen<br>Harvested<br>Area | Luas Tanam<br>Planted<br>Area | Luas Panen<br>Harvested<br>Area |
| (1)                    | (2)                           | (3)                             | (4)                           | (5)                             |
| 1. B. P. Mandoge       | 38,0                          | 6,5                             | -                             | 1,0                             |
| 2. Bandar Pulau        | 6,2                           | 12,2                            | 1,0                           | 2,0                             |
| 3. Aek Songsongan      | 14,0                          | 38,0                            | 1,0                           | 2,0                             |
| 4. Rahuning            | 18,0                          | 29,3                            | 1,0                           | 2,0                             |
| 5. Pulau Rakyat        | 7,5                           | 29,0                            | 2,0                           | 3,0                             |
| 6. Aek Kuasan          | 12,5                          | 13,5                            | 2,0                           | 3,0                             |
| 7. Aek Ledong          | 11,0                          | 17,0                            | 1,0                           | 2,0                             |
| 8. Sei Kepayang        | -                             | 6,0                             | -                             | -                               |
| 9. Sei Kepayang Barat  | -                             | -                               | -                             | -                               |
| 10. Sei Kepayang Timur | -                             | -                               | -                             | -                               |
| 11. Tanjung Balai      | -                             | -                               | -                             | -                               |
| 12. Simpang Empat      | 17,5                          | 15,0                            | -                             | -                               |
| 13. Teluk Dalam        | 66,0                          | 100,0                           | 1,5                           | 4,0                             |
| 14. Air Batu           | 54,0                          | 38,0                            | 1,0                           | 2,0                             |
| 15. Sei Dadap          | 17,5                          | 7,0                             | 1,0                           | 1,0                             |
| 16. Buntu Pane         | 4,0                           | 45,0                            | 1,0                           | 1,0                             |
| 17. Tinggi Raja        | 1,0                           | 3,0                             | 1,0                           | 1,0                             |
| 18. Setia Janji        | 14,0                          | 22,0                            | -                             | 1,0                             |
| 19. Meranti            | 3,0                           | 3,0                             | 1,0                           | 2,0                             |
| 20. Pulo Bandring      | 2,0                           | 1,0                             | 1,0                           | 1,0                             |
| 21. Rawang Panca Arga  | 4,0                           | 5,0                             | 1,0                           | 2,0                             |
| 22. Air Joman          | 2,0                           | 2,0                             | 3,0                           | 3,0                             |
| 23. Silau Laut         | 2,0                           | 3,0                             | 1,0                           | 1,0                             |
| 24. Kisaran Barat      | 2,0                           | 3,5                             | 0,5                           | 0,5                             |
| 25. Kisaran Timur      | 16,0                          | 12,0                            | 2,0                           | 3,0                             |
| <b>Asahan</b>          | <b>312,2</b>                  | <b>411,0</b>                    | <b>23,0</b>                   | <b>37,5</b>                     |

Sumber : Dinas Pertanian Kabupaten Asahan

Source : Agriculture Service of Asahan Regency

**Tabel** 5.3.8 **Luas Tanam, Luas Panen, Produksi dan Rata-Rata Produksi Bahan Makanan Menurut Jenis Komoditi, 2021**  
**Table** 5.3.8 **Planted Area, Harvested Area, Production and Average Yield per Hectare of Food Crops by Type of Crops, 2021**

| Jenis Tanaman<br><i>Type of Crops</i> |                                       | Luas Tanam<br><i>Planted Area</i><br>(ha) | Luas Panen<br><i>Harvested Area</i><br>(ha) | Produksi<br><i>Production</i><br>(ton) *) | Rata-rata<br>Produksi<br><i>Average Yield per Hectare</i><br>(kw/ha) *) |
|---------------------------------------|---------------------------------------|---|---|---|---|
| (1)                                   |                                       | (2)                                       | (3)   | (4)                                       | (5)   |
| 1.                                    | Padi Sawah/ <i>Wetland Paddy</i>      | 14 570,10                                 | 12 850,90                                   | 73 134,47                                 | 56,91   |
| 2.                                    | Padi Ladang/ <i>Dryland Paddy</i>     | 60,00                                     | 135,80                                      | 391,33                                    | 28,82   |
| 3.                                    | Jagung/ <i>Maize</i>                  | 504,00                                    | 1 024,50                                    | 5 927,76                                  | 57,86   |
| 4.                                    | Ubi Kayu/ <i>Cassava</i>              | 312,20                                    | 411,00                                      | 13 774,67                                 | 335,15  |
| 5.                                    | Ubi Jalar/ <i>Sweet Potatoes</i>      | 23,00                                     | 37,50                                       | 484,80                                    | 129,28  |
| 6.                                    | Kacang Tanah/ <i>Peanuts</i>          | 29,00                                     | 41,80                                       | 51,83                                     | 12,40   |
| 7.                                    | Kacang Kedelai/ <i>Saybeans</i>       | 1,50                                      | 2,00  | 2,87                                      | 14,34   |
| 8.                                    | Kacang Hijau/ <i>Small Green Peas</i> | 20,00                                     | 39,50                                       | 50,48                                     | 12,78   |

Sumber : Dinas Pertanian Kabupaten Asahan  
 Source : *Agriculture Service of Asahan Regency*

**Tabel**  
**Table**

5.3.9

**Luas Areal, Luas Tanam, Luas Panen dan Produksi Padi Menurut Jenis Pengairan, 2021**  
**Area, Planted Area, Harvested Area and Production of Paddy by Type of Irrigation, 2021**

| <b>Jenis Pengairan</b><br><b>Type of Irrigation</b> | <b>Luas Areal</b><br><b>Area</b><br><b>(ha)</b> | <b>Luas Tanam</b><br><b>Planted</b><br><b>Area</b><br><b>(ha)</b> | <b>Luas Panen</b><br><b>Harvested</b><br><b>Area</b><br><b>(ha)</b> | <b>Produksi</b><br><b>Production</b><br><b>(ton)</b> |
|---|---|---|---|--|
| (1)   | (2)   | (3)   | (4)   | (5)  |
| A. Irigasi  | 5 559,58  | 8 707,90  | 8 577,2   | 48 812,85  |
| B. Tadah Hujan                                      | 2 739,46  | 5 862,20  | 4 273,7   | 24 321,63  |
| C. Rawa Pasang Surut                                | -   | -   | -   | -  |
| D. Rawa Lebak                                       | -   | -   | -   | -  |
| <b>Jumlah/ Total</b>                                | <b>8 299,04</b>                                 | <b>14 570,10</b>  | <b>12 850,9</b>   | <b>73 134,47</b>                                     |

Sumber : Dinas Pertanian Kabupaten Asahan  
 Source : Agriculture Service of Asahan Regency

**Tabel**                      **Perkiraan Produksi Padi Sawah Menurut Kecamatan (ton),**  
**Table**                      **5.3.10 2017 – 2021**  
**Production of Wetland by District (ton), 2017 – 2021**

|     | Kecamatan<br><i>District</i> | Tahun<br><i>Year</i> |                   |                   |                  |                  |
|-----|------------------------------|----------------------|-------------------|-------------------|------------------|------------------|
|     |                              | 2017                 | 2018              | 2019              | 2020             | 2021             |
|     | (1)                          | (2)                  | (3)               | (4)               | (5)              | (6)              |
| 1.  | B. P. Mandoge                | -                    | -                 | -                 | -                | -                |
| 2.  | Bandar Pulau                 | -                    | -                 | -                 | -                | -                |
| 3.  | Aek Songsongan               | 406,2                | 449,60            | 646,69            | 339,86           | 67,48            |
| 4.  | Rahuning                     | -                    | -                 | -                 | -                | -                |
| 5.  | Pulau Rakyat                 | 696,6                | 337,49            | 377,37            | 323,62           | 12,80            |
| 6.  | Aek Kuasan                   | -                    | -                 | -                 | -                | -                |
| 7.  | Aek Ledong                   | -                    | -                 | -                 | -                | -                |
| 8.  | Sei Kepayang                 | 38 555,0             | 36 009,11         | 35 558,73         | 30 484,88        | 22 888,42        |
| 9.  | Sei Kepayang Barat           | -                    | -                 | -                 | -                | -                |
| 10. | Sei Kepayang Timur           | -                    | -                 | -                 | -                | 9,98             |
| 11. | Tanjung Balai                | -                    | -                 | -                 | -                | -                |
| 12. | Simpang Empat                | 754,5                | 731,04            | 940,07            | 625,97           | 570,79           |
| 13. | Teluk Dalam                  | -                    | -                 | -                 | -                | -                |
| 14. | Air Batu                     | -                    | -                 | -                 | -                | -                |
| 15. | Sei Dadap                    | -                    | -                 | -                 | -                | -                |
| 16. | Buntu Pane                   | -                    | -                 | -                 | -                | -                |
| 17. | Tinggi Raja                  | -                    | -                 | -                 | -                | -                |
| 18. | Setia Janji                  | 5 803,6              | 7 594,20          | 7 281,51          | 3 990,97         | 1 782,43         |
| 19. | Meranti                      | 31 476,8             | 36 483,49         | 27 855,72         | 21 514,16        | 15 678,42        |
| 20. | Pulo Bandring                | 3 540,9              | 3 739,88          | 4 125,34          | 2 486,52         | 1 642,78         |
| 21. | Rawang Panca Arga            | 38 239,7             | 49 381,16         | 37 970,12         | 28 980,42        | 29 312,07        |
| 22. | Air Joman                    | 313,4                | 303,63            | 285,55            | 279,94           | 280,11           |
| 23. | Silau Laut                   | 1 846,4              | 2 350,78          | 988,78            | 992,14           | 888,19           |
| 24. | Kisaran Barat                | -                    | -                 | -                 | -                | -                |
| 25. | Kisaran Timur                | -                    | -                 | -                 | -                | -                |
|     | <b>Asahan</b>                | <b>121 633,1</b>     | <b>137 380,38</b> | <b>114 029,88</b> | <b>90 018,48</b> | <b>73,134,47</b> |

Sumber                      :    Dinas Pertanian Kabupaten Asahan  
Source                        :    Agriculture Service of Asahan Regency

**Tabel**  
**Table****5.3.11 Perkiraan Produksi Padi Ladang Menurut Kecamatan (ton),  
2017 – 2021**  
*Production of Dryland by District (ton), 2017 – 2021*

|     | Kecamatan<br><i>District</i> | Tahun<br><i>Year</i> |               |                 |                 |               |
|-----|------------------------------|----------------------|---------------|-----------------|-----------------|---------------|
|     |                              | 2017                 | 2018          | 2019            | 2020            | 2021          |
|     | (1)                          | (2)                  | (3)           | (4)             | (5)             | (6)           |
| 1.  | B. P. Mandoge                | 54,3                 | 1,08          | -               | -               | -             |
| 2.  | Bandar Pulau                 | 459,3                | 249,39        | 263,28          | 254,92          | 72,05         |
| 3.  | Aek Songsongan               | 196,3                | 50,95         | 791,96          | 839,98          | 319,33        |
| 4.  | Rahuning                     | -                    | 1,08          | 8,36            | -               | -             |
| 5.  | Pulau Rakyat                 | -                    | -             | -               | -               | -             |
| 6.  | Aek Kuasan                   | -                    | -             | -               | -               | -             |
| 7.  | Aek Ledong                   | -                    | -             | -               | -               | -             |
| 8.  | Sei Kepadang                 | -                    | -             | -               | -               | -             |
| 9.  | Sei Kepadang Barat           | -                    | -             | -               | -               | -             |
| 10. | Sei Kepadang Timur           | -                    | -             | -               | -               | -             |
| 11. | Tanjung Balai                | -                    | -             | -               | -               | -             |
| 12. | Simpang Empat                | -                    | -             | -               | -               | -             |
| 13. | Teluk Dalam                  | -                    | -             | -               | -               | -             |
| 14. | Air Batu                     | -                    | -             | -               | -               | -             |
| 15. | Sei Dadap                    | -                    | -             | -               | -               | -             |
| 16. | Buntu Pane                   | -                    | -             | -               | -               | -             |
| 17. | Tinggi Raja                  | 18,1                 | -             | -               | -               | -             |
| 18. | Setia Janji                  | -                    | -             | -               | -               | -             |
| 19. | Meranti                      | -                    | -             | -               | -               | -             |
| 20. | Pulo Bandring                | -                    | -             | -               | -               | -             |
| 21. | Rawang Panca Arga            | -                    | -             | -               | -               | -             |
| 22. | Air Joman                    | -                    | -             | -               | -               | -             |
| 23. | Silau Laut                   | -                    | -             | -               | -               | -             |
| 24. | Kisaran Barat                | -                    | -             | -               | -               | -             |
| 25. | Kisaran Timur                | -                    | -             | -               | -               | -             |
|     | <b>Asahan</b>                | <b>728,0</b>         | <b>302,50</b> | <b>1 063,60</b> | <b>1 094,90</b> | <b>391,38</b> |

Sumber : Dinas Pertanian Kabupaten Asahan

Source : Agriculture Service of Asahan Regency



**Tabel**                      **Perkiraan Produksi Jagung Menurut Kecamatan (ton),**  
**Table**                      **5.3.12 2017 – 2021**  
**Production of Maize by District (ton), 2017 - 2021**

|               | Kecamatan<br>District | Tahun<br>Year    |                  |                 |                 |                 |
|---------------|-----------------------|------------------|------------------|-----------------|-----------------|-----------------|
|               |                       | 2017             | 2018             | 2019            | 2020            | 2021            |
|               | (1)                   | (2)              | (3)              | (4)             | (5)             | (6)             |
| 1.            | B. P. Mandoge         | 703,30           | 587,51           | 450,61          | 467,94          | 269,1           |
| 2.            | Bandar Pulau          | 2 082,40         | 544,87           | 294,63          | 80,88           | 80,50           |
| 3.            | Aek Songsongan        | 33,80            | 709,21           | 918,54          | 823,22          | 17,24           |
| 4.            | Rahuning              | 126,70           | 199,00           | 236,86          | 155,98          | 52,25           |
| 5.            | Pulau Rakyat          | 2 576,60         | 5 496,08         | 571,92          | 2 406,12        | 2 633,02        |
| 6.            | Aek Kuasan            | 658,90           | 639,63           | 779,89          | 46,22           | 208,61          |
| 7.            | Aek Ledong            | 84,50            | 142,14           | 23,11           | 23,11           | 10,70           |
| 8.            | Sei Kepayang          | 485,80           | 336,40           | 664,36          | 242,63          | -               |
| 9.            | Sei Kepayang Barat    | -                | -                | -               | -               | 2,40            |
| 10.           | Sei Kepayang Timur    | 4,20             | 4,74             | -               | -               | -               |
| 11.           | Tanjung Balai         | -                | 118,45           | -               | -               | -               |
| 12.           | Simpang Empat         | 156,30           | 426,42           | 63,55           | 207,97          | 34,78           |
| 13.           | Teluk Dalam           | 1 288,30         | 4 122,06         | 329,28          | 1 496,24        | 1 079,12        |
| 14.           | Air Batu              | 50,70            | 255,85           | 363,95          | 124,21          | 247,50          |
| 15.           | Sei Dadap             | 4,20             | 42,64            | 40,44           | 11,55           | 20,25           |
| 16.           | Buntu Pane            | 1 011,60         | 933,39           | 912,77          | 439,05          | 1 080,41        |
| 17.           | Tinggi Raja           | 984,20           | 393,25           | 774,12          | 323,51          | 139,22          |
| 18.           | Setia Janji           | -                | -                | 23,11           | 17,33           | -               |
| 19.           | Meranti               | 21,10            | 33,17            | 11,55           | 2,89            | 18,03           |
| 20.           | Pulo Bandring         | -                | -                | 11,55           | -               | 5,38            |
| 21.           | Rawang Panca Arga     | 106,80           | 213,21           | 77,99           | 75,1            | 6,23            |
| 22.           | Air Joman             | 25,30            | 28,43            | 11,55           | 14,45           | 5,73            |
| 23.           | Silau Laut            | 483,60           | 360,09           | 17,32           | 11,55           | 5,63            |
| 24.           | Kisaran Barat         | -                | 4,74             | 5,71            | -               | -               |
| 25.           | Kisaran Timur         | 12,70            | 52,12            | 57,76           | 28,89           | 11,66           |
| <b>Asahan</b> |                       | <b>10 901,00</b> | <b>15 643,40</b> | <b>6 640,57</b> | <b>6 998,84</b> | <b>5 927,76</b> |

Sumber : Dinas Pertanian Kabupaten Asahan  
 Sourcer : Agriculture Service of Asahan Regency

**Tabel**  
**Table****5.3.13 Perkiraan Produksi Ubi Kayu Menurut Kecamatan (ton),  
2017 – 2021**  
**Production of Cassava by District (ton), 2017 - 2021**

|     | Kecamatan<br><i>District</i> | Tahun<br><i>Year</i> |                  |                  |                  |                  |
|-----|------------------------------|----------------------|------------------|------------------|------------------|------------------|
|     |                              | 2017                 | 2018             | 2019             | 2020             | 2021             |
|     | (1)                          | (2)                  | (3)              | (4)              | (5)              | (6)              |
| 1.  | B. P. Mandoge                | 868,40               | 146,24           | 165,44           | 761,00           | 201,60           |
| 2.  | Bandar Pulau                 | 1 848,80             | 935,90           | 628,65           | 926,44           | 367,09           |
| 3.  | Aek Songsongan               | 672,30               | 1 286,83         | 794,09           | 926,44           | 1 065,90         |
| 4.  | Rahuning                     | 168,10               | 1 023,65         | 1 158,05         | 727,91           | 823,18           |
| 5.  | Pulau Rakyat                 | 392,20               | 497,20           | 1 290,39         | 2 183,74         | 900,59           |
| 6.  | Aek Kuasan                   | 588,30               | 614,19           | 893,35           | 694,83           | 419,24           |
| 7.  | Aek Ledong                   | 644,30               | 438,71           | 827,18           | 529,39           | 494,96           |
| 8.  | Sei Kepayang                 | -                    | -                | -                | -                | 165,30           |
| 9.  | Sei Kepayang Barat           | -                    | -                | -                | -                | -                |
| 10. | Sei Kepayang Timur           | -                    | -                | -                | -                | -                |
| 11. | Tanjung Balai                | -                    | -                | 32,88            | -                | -                |
| 12. | Simpang Empat                | 980,40               | 350,96           | 297,78           | 198,52           | 525,83           |
| 13. | Teluk Dalam                  | 1 148,50             | 380,21           | 1 091,87         | 1 819,79         | 4 001,50         |
| 14. | Air Batu                     | 1 770,40             | 643,43           | 1 191,13         | 1 389,65         | 1 389,17         |
| 15. | Sei Dadap                    | 1 232,50             | 526,45           | 761,20           | 893,35           | 266,35           |
| 16. | Buntu Pane                   | 336,10               | -                | 198,52           | 727,91           | 1 404,68         |
| 17. | Tinggi Raja                  | 1 820,40             | 935,90           | 1 687,44         | 1 091,87         | 87,15            |
| 18. | Setia Janji                  | 1 823,00             | 1 754,82         | 3 209,44         | 1 786,7          | 737,33           |
| 19. | Meranti                      | 84,00                | 58,49            | 132,35           | 66,17            | 95,89            |
| 20. | Pulo Bandring                | 112,00               | 87,74            | 99,16            | 463,22           | 29,59            |
| 21. | Rawang Panca Arga            | 335,90               | 204,73           | 99,06            | 99,26            | 166,38           |
| 22. | Air Joman                    | 476,20               | 292,47           | 264,70           | 115,81           | 67,12            |
| 23. | Silau Laut                   | 28,00                | 146,24           | 99,26            | 66,17            | 84,17            |
| 24. | Kisaran Barat                | 56,00                | 116,99           | 99,40            | 33,09            | 103,43           |
| 25. | Kisaran Timur                | 448,20               | 409,46           | 165,44           | 198,52           | 378,22           |
|     | <b>Asahan</b>                | <b>15 834,00</b>     | <b>10 850,61</b> | <b>15 186,78</b> | <b>15 699,78</b> | <b>13 774,67</b> |

Sumber : Dinas Pertanian Kabupaten Asahan

Sourcer : Agriculture Service of Asahan Regency

**Tabel** 5.3.14 **Perkiraan Produksi Ubi Jalar Menurut Kecamatan (ton), 2017 – 2021**  
**Table** 5.3.14 **Production of Sweet Potatoes by District (ton), 2017 – 2021**

|     | Kecamatan<br><i>District</i> | Tahun<br><i>Year</i> |               |                 |                 |               |
|-----|------------------------------|----------------------|---------------|-----------------|-----------------|---------------|
|     |                              | 2017                 | 2018          | 2019            | 2020            | 2021          |
|     | (1)                          | (2)                  | (3)           | (4)             | (5)             | (6)           |
| 1.  | B. P. Mandoge                | 42,00                | 20,51         | 77,74           | 31,09           | 12,52         |
| 2.  | Bandar Pulau                 | -                    | -             | 139,92          | 108,83          | 25,86         |
| 3.  | Aek Songsongan               | -                    | 71,76         | 93,28           | 93,28           | 26,17         |
| 4.  | Rahuning                     | -                    | 71,77         | 124,38          | 49,75           | 25,90         |
| 5.  | Pulau Rakyat                 | 105,00               | 82,02         | 93,28           | 136,81          | 39,02         |
| 6.  | Aek Kuasan                   | 10,50                | 10,25         | 139,92          | 147,7           | 38,78         |
| 7.  | Aek Ledong                   | -                    | -             | 139,93          | 161,69          | 25,86         |
| 8.  | Sei Kepadang                 | -                    | -             | -               | -               | -             |
| 9.  | Sei Kepadang Barat           | -                    | -             | -               | -               | -             |
| 10. | Sei Kepadang Timur           | -                    | -             | -               | -               | -             |
| 11. | Tanjung Balai                | -                    | -             | -               | -               | -             |
| 12. | Simpang Empat                | 84,00                | 92,28         | 31,09           | 31,09           | -             |
| 13. | Teluk Dalam                  | 84,00                | 71,77         | 124,38          | 93,28           | 53,06         |
| 14. | Air Batu                     | -                    | -             | 15,55           | 62,19           | 25,90         |
| 15. | Sei Dadap                    | 42,00                | -             | 15,55           | 15,55           | 12,25         |
| 16. | Buntu Pane                   | 216,30               | 102,53        | 139,92          | 46,64           | 12,95         |
| 17. | Tinggi Raja                  | 21,00                | 61,52         | 62,19           | 62,19           | 13,06         |
| 18. | Setia Janji                  | 63,00                | -             | 46,64           | 62,19           | 11,59         |
| 19. | Meranti                      | -                    | 30,76         | -               | 77,74           | 25,77         |
| 20. | Pulo Bandring                | -                    | -             | -               | 46,64           | 12,99         |
| 21. | Rawang Panca Arga            | 31,70                | -             | 15,55           | 31,09           | 25,91         |
| 22. | Air Joman                    | 73,50                | -             | 15,55           | 15,55           | 39,19         |
| 23. | Silau Laut                   | -                    | -             | 46,64           | 31,09           | 12,87         |
| 24. | Kisaran Barat                | -                    | -             | -               | 15,55           | 6,28          |
| 25. | Kisaran Timur                | -                    | -             | -               | 15,55           | 38,87         |
|     | <b>Asahan</b>                | <b>773,00</b>        | <b>615,17</b> | <b>1 321,51</b> | <b>1 335,49</b> | <b>484,80</b> |

Sumber : Dinas Pertanian Kabupaten Asahan  
 Source : Agriculture Service of Asahan Regency

**Tabel**  
**Table****5.3.15 Perkiraan Produksi Kacang Tanah Menurut Kecamatan (ton),  
2017 – 2021**  
*Production of Peanuts by District (ton), 2017 - 2021*

|     | Kecamatan<br><i>District</i> | Tahun<br><i>Year</i> |               |              |              |              |
|-----|------------------------------|----------------------|---------------|--------------|--------------|--------------|
|     |                              | 2017                 | 2018          | 2019         | 2020         | 2021         |
|     | (1)                          | (2)                  | (3)           | (4)          | (5)          | (6)          |
| 1.  | B. P. Mandoge                | 0,90                 | 6,42          | 5,29         | 0,88         | 1,24         |
| 2.  | Bandar Pulau                 | 13,30                | -             | 7,05         | 6,17         | 3,98         |
| 3.  | Aek Songsongan               | -                    | 19,25         | 3,52         | 6,17         | 3,87         |
| 4.  | Rahuning                     | -                    | 11,24         | 7,05         | 6,17         | 3,95         |
| 5.  | Pulau Rakyat                 | 3,80                 | 6,42          | 5,29         | 7,05         | 3,09         |
| 6.  | Aek Kuasan                   | 2,80                 | 4,82          | 7,92         | 5,29         | 5,80         |
| 7.  | Aek Ledong                   | -                    | 3,21          | 7,93         | 4,41         | 4,73         |
| 8.  | Sei Kepayang                 | -                    | -             | -            | -            | -            |
| 9.  | Sei Kepayang Barat           | -                    | -             | -            | -            | -            |
| 10. | Sei Kepayang Timur           | -                    | -             | -            | -            | -            |
| 11. | Tanjung Balai                | -                    | -             | -            | -            | -            |
| 12. | Simpang Empat                | 5,70                 | 9,63          | 0,88         | 0,88         | 1,24         |
| 13. | Teluk Dalam                  | 5,70                 | 6,42          | 3,52         | 6,61         | 7,37         |
| 14. | Air Batu                     | -                    | -             | 2,64         | 1,76         | 1,22         |
| 15. | Sei Dadap                    | 0,90                 | -             | 0,88         | 1,76         | 5,34         |
| 16. | Buntu Pane                   | 10,40                | 16,05         | 6,17         | 1,76         | 1,26         |
| 17. | Tinggi Raja                  | 3,80                 | 8,03          | 4,40         | 0,88         | 1,28         |
| 18. | Setia Janji                  | 10,40                | 12,84         | 2,64         | -            | -            |
| 19. | Meranti                      | -                    | 6,42          | 0,88         | 4,41         | 3,72         |
| 20. | Pulo Bandring                | -                    | -             | -            | -            | 1,25         |
| 21. | Rawang Panca Arga            | 5,30                 | -             | 1,76         | 6,17         | -            |
| 22. | Air Joman                    | -                    | -             | -            | 0,86         | 1,30         |
| 23. | Silau Laut                   | -                    | -             | 2,64         | 0,88         | 1,19         |
| 24. | Kisaran Barat                | -                    | -             | 2,63         | 0,44         | -            |
| 25. | Kisaran Timur                | -                    | -             | -            | 0,88         | -            |
|     | <b>Asahan</b>                | <b>63,00</b>         | <b>110,75</b> | <b>73,09</b> | <b>63,43</b> | <b>51,83</b> |

Sumber : Dinas Pertanian Kabupaten Asahan  
 Source : Agriculture Service of Asahan Regency

**Tabel** 5.3.16 **Perkiraan Produksi Kedelai Menurut Kecamatan (ton), 2017 – 2021**  
**Table** 5.3.16 **Production of Soybeans by District (ton), 2017 – 2021**

|     | Kecamatan<br><i>District</i> | Tahun<br><i>Year</i> |               |               |             |             |
|-----|------------------------------|----------------------|---------------|---------------|-------------|-------------|
|     |                              | 2017                 | 2018          | 2019          | 2020        | 2021        |
|     | (1)                          | (2)                  | (3)           | (4)           | (5)         | (6)         |
| 1.  | B. P. Mandoge                | -                    | -             | -             | -           | -           |
| 2.  | Bandar Pulau                 | -                    | 28,80         | 1,78          | 1,78        | -           |
| 3.  | Aek Songsongan               | -                    | 7,28          | 3,57          | -           | -           |
| 4.  | Rahuning                     | -                    | -             | -             | -           | 0,72        |
| 5.  | Pulau Rakyat                 | -                    | -             | -             | -           | -           |
| 6.  | Aek Kuasan                   | -                    | -             | -             | -           | -           |
| 7.  | Aek Ledong                   | -                    | -             | -             | -           | -           |
| 8.  | Sei Kepayang                 | -                    | -             | -             | -           | -           |
| 9.  | Sei Kepayang Barat           | -                    | -             | -             | -           | -           |
| 10. | Sei Kepayang Timur           | -                    | -             | -             | -           | -           |
| 11. | Tanjung Balai                | -                    | -             | -             | -           | -           |
| 12. | Simpang Empat                | 2,00                 | -             | -             | 1,78        | -           |
| 13. | Teluk Dalam                  | -                    | 64,80         | 1,78          | -           | -           |
| 14. | Air Batu                     | -                    | -             | -             | -           | -           |
| 15. | Sei Dadap                    | -                    | 0,70          | 1,78          | 1,78        | 1,43        |
| 16. | Buntu Pane                   | -                    | -             | 92,72         | -           | -           |
| 17. | Tinggi Raja                  | -                    | 50,40         | -             | -           | -           |
| 18. | Setia Janji                  | -                    | -             | -             | -           | -           |
| 19. | Meranti                      | -                    | -             | -             | -           | -           |
| 20. | Pulo Bandring                | -                    | -             | -             | -           | -           |
| 21. | Rawang Panca Arga            | -                    | -             | 1,78          | 2,68        | 0,72        |
| 22. | Air Joman                    | -                    | -             | -             | -           | -           |
| 23. | Silau Laut                   | -                    | -             | -             | -           | -           |
| 24. | Kisaran Barat                | -                    | -             | -             | -           | -           |
| 25. | Kisaran Timur                | -                    | -             | -             | -           | -           |
|     | <b>Asahan</b>                | <b>2,00</b>          | <b>151,98</b> | <b>103,41</b> | <b>8,02</b> | <b>2,87</b> |

Sumber : Dinas Pertanian Kabupaten Asahan  
 Source : Agriculture Service of Asahan Regency

**Tabel**  
**Table****5.3.17 Perkiraan Produksi Kacang Hijau Menurut Kecamatan (ton),  
2017 – 2021**  
*Production of Small Green Peans by District (ton), 2017 – 2021*

|     | Kecamatan<br><i>District</i> | Tahun<br><i>Year</i> |              |              |              |              |
|-----|------------------------------|----------------------|--------------|--------------|--------------|--------------|
|     |                              | 2017                 | 2018         | 2019         | 2020         | 2021         |
|     | (1)                          | (2)                  | (3)          | (4)          | (5)          | (6)          |
| 1.  | B. P. Mandoge                | -                    | 2,02         | 4,55         | 4,55         | 1,25         |
| 2.  | Bandar Pulau                 | 13,80                | 1,01         | 7,96         | 7,96         | 1,25         |
| 3.  | Aek Songsongan               | -                    | 5,06         | 5,69         | 5,12         | 3,30         |
| 4.  | Rahuning                     | -                    | 6,05         | 9,10         | 4,55         | 2,50         |
| 5.  | Pulau Rakyat                 | 5,80                 | 12,11        | 7,77         | 5,69         | 15,34        |
| 6.  | Aek Kuasan                   | -                    | -            | 4,55         | 4,55         | 2,50         |
| 7.  | Aek Ledong                   | -                    | -            | 5,69         | 2,27         | 2,56         |
| 8.  | Sei Kepayang                 | -                    | -            | -            | -            | -            |
| 9.  | Sei Kepayang Barat           | -                    | -            | -            | -            | -            |
| 10. | Sei Kepayang Timur           | -                    | 1,01         | -            | -            | -            |
| 11. | Tanjung Balai                | -                    | -            | -            | -            | -            |
| 12. | Simpang Empat                | 5,80                 | 5,05         | 1,14         | 2,27         | -            |
| 13. | Teluk Dalam                  | 5,80                 | 5,05         | 5,69         | 5,12         | -            |
| 14. | Air Batu                     | -                    | -            | 1,14         | -            | -            |
| 15. | Sei Dadap                    | -                    | -            | 1,18         | 1,14         | 1,25         |
| 16. | Buntu Pane                   | 10,40                | 6,05         | 6,82         | 2,27         | 1,25         |
| 17. | Tinggi Raja                  | 3,50                 | -            | 1,18         | 3,41         | 1,25         |
| 18. | Setia Janji                  | 11,50                | 9,08         | 5,69         | 3,41         | 1,23         |
| 19. | Meranti                      | 3,50                 | 2,01         | 8,82         | 7,96         | 5,26         |
| 20. | Pulo Bandring                | -                    | -            | -            | 2,27         | -            |
| 21. | Rawang Panca Arga            | 11,40                | 9,08         | 6,82         | 5,69         | 5,27         |
| 22. | Air Joman                    | -                    | -            | 1,14         | -            | 1,15         |
| 23. | Silau Laut                   | -                    | 2,02         | 4,14         | 4,54         | 3,87         |
| 24. | Kisaran Barat                | -                    | -            | 3,03         | -            | -            |
| 25. | Kisaran Timur                | -                    | -            | -            | -            | 1,25         |
|     | <b>Asahan</b>                | <b>71,50</b>         | <b>65,60</b> | <b>92,10</b> | <b>72,77</b> | <b>50,48</b> |

Sumber : Dinas Pertanian Kabupaten Asahan

Source : Agriculture Service of Asahan Regency

**Tabel** **5.3.18** **Angka Ketersediaan Beras Menurut Kecamatan di Kabupaten Asahan, 2021**  
**Table** **5.3.18** **Asahan, 2021**  
**Figures Rice Availability by District in Asahan Regency, 2021**

| Kecamatan<br>District  | Produksi<br>Production<br>(ton) | Kebutuhan<br>Konsumsi<br>Consumption<br>(ton) | Surplus/<br>Devisit |
|------------------------|---------------------------------|---|---------------------|
| (1)                    | (2)                             | (3)   | (4)                 |
| 1. B. P. Mandoge       | -                               | 3 520,70                                      | -3 520,70           |
| 2. Bandar Pulau        | 45,54                           | 2 382,61                                      | -2 337,07           |
| 3. Aek Songsongan      | 244,46                          | 1 807,78                                      | -1 563,32           |
| 4. Rahuning            | -                               | 2 005,96                                      | -2 005,96           |
| 5. Pulau Rakyat        | 8,09                            | 3 566,67                                      | -3 558,58           |
| 6. Aek Kuasan          | -                               | 2 589,65                                      | -2 589,65           |
| 7. Aek Ledong          | -                               | 2 075,58                                      | -2 075,58           |
| 8. Sei Kepayang        | 14 465,48                       | 1 942,18                                      | 12 523,30           |
| 9. Sei Kepayang Barat  | -                               | 1 499,54                                      | -1 499,54           |
| 10. Sei Kepayang Timur | 6,31                            | 961,84  | -955,53             |
| 11. Tanjung Balai      | -                               | 4 169,27                                      | -4 169,27           |
| 12. Simpang Empat      | 360,74                          | 4 692,19                                      | -4 331,45           |
| 13. Teluk Dalam        | -                               | 1 935,85                                      | -1 935,85           |
| 14. Air Batu           | -                               | 4 614,32                                      | -4 614,32           |
| 15. Sei Dadap          | -                               | 3 633,87                                      | -3 633,87           |
| 16. Buntu Pane         | -                               | 2 481,90                                      | -2 481,90           |
| 17. Tinggi Raja        | -                               | 2 017,63                                      | -2 017,63           |
| 18. Setia Janji        | 1 126,50                        | 1 286,07                                      | -159,57             |
| 19. Meranti            | 9 908,76                        | 2 364,90                                      | 7 543,86            |
| 20. Pulo Bandring      | 1 038,24                        | 3 366,98                                      | -2 328,74           |
| 21. Rawang Panca Arga  | 18 525,23                       | 2 006,67                                      | 16 518,56           |
| 22. Air Joman          | 177,03                          | 5 746,98                                      | -5 569,95           |
| 23. Silau Laut         | 561,97                          | 2 512,18                                      | -1 950,21           |
| 24. Kisaran Barat      | -                               | 6 079,06                                      | -6 079,06           |
| 25. Kisaran Timur      | -                               | 8 197,59                                      | -8 197,59           |
| <b>Asahan</b>          | <b>46 468,34</b>                | <b>77 457,97</b>                              | <b>-30 989,63</b>   |

Sumber : Dinas Ketahanan Pangan Kabupaten Asahan

Source : Food Security Service of Asahan Regency

Keterangan/ Note : Konversi GKG ke Beras 63,20%

Kebutuhan Perkapita Beras : 100,6 Kg/Kap/Thn (Angka BKP Prop)

Proyeksi Jumlah Penduduk Tahun 2020 dari BPS Kab. Asahan

Angka Perkiraan Produksi dan Produktivitas (Asem Dinas Pertanian)

Tabel  
Table

**Angka Ketersediaan Ubi Kayu Menurut Kecamatan di  
Kabupaten Asahan, 2021**  
*Figures Cassava Availability by District in Asahan Regency, 2021*

|     | Kecamatan<br><i>District</i> | Produksi<br><i>Production</i><br>(ton) | Kebutuhan<br>Konsumsi<br><i>Consumption</i><br>(ton) | Surplus/<br>Devisit |
|-----|------------------------------|--|--|---------------------|
|     | (1)                          | (2)                                    | (3)  | (4)                 |
| 1.  | B. P. Mandoge                | 202                                    | 335,97   | -134,37             |
| 2.  | Bandar Pulau                 | 367,09                                 | 227,37   | 139,72              |
| 3.  | Aek Songsongan               | 1 065,90                               | 172,51   | 893,39              |
| 4.  | Rahuning                     | 823                                    | 191,42   | 631,76              |
| 5.  | Pulau Rakyat                 | 900,59                                 | 340,36   | 560,23              |
| 6.  | Aek Kuasan                   | 419                                    | 247,12   | 172,12              |
| 7.  | Aek Ledong                   | 495                                    | 198,07   | 296,89              |
| 8.  | Sei Kepayang                 | 165,30                                 | 185,34   | -20,04              |
| 9.  | Sei Kepayang Barat           | -                                      | 143,10   | -143,10             |
| 10. | Sei Kepayang Timur           | -                                      | 91,79  | -91,79              |
| 11. | Tanjung Balai                | -                                      | 397,86   | -397,86             |
| 12. | Simpang Empat                | 525,83                                 | 447,76   | 78,07               |
| 13. | Teluk Dalam                  | 4 002                                  | 184,73   | 3 816,77            |
| 14. | Air Batu                     | 1 389                                  | 440,33   | 948,84              |
| 15. | Sei Dadap                    | 266                                    | 346,77   | -80,42              |
| 16. | Buntu Pane                   | 1 405                                  | 236,84   | 1 167,84            |
| 17. | Tinggi Raja                  | 87                                     | 192,54   | -105,39             |
| 18. | Setia Janji                  | 737,33                                 | 122,73   | 614,60              |
| 19. | Meranti                      | 95,89                                  | 225,68   | -129,79             |
| 20. | Pulo Bandring                | 29,59                                  | 321,30   | -291,71             |
| 21. | Rawang Panca Arga            | 166,38                                 | 191,49   | -25,11              |
| 22. | Air Joman                    | 67,12                                  | 548,42   | -481,30             |
| 23. | Silau Laut                   | 84,17                                  | 239,73   | -155,56             |
| 24. | Kisaran Barat                | 103                                    | 580,11   | -476,68             |
| 25. | Kisaran Timur                | 378                                    | 782,28   | -404,06             |
|     | <b>Asahan</b>                | <b>13 774,67</b>                       | <b>7 391,62</b>                                      | <b>6 383,05</b>     |

Sumber : Dinas Ketahanan Pangan Kabupaten Asahan

Source : *Food Security Service of Asahan Regency*

Keterangan/ Note : Kebutuhan Konsumsi Ubi Kayu 9,6 Kg/Thn (Angka BKP Propsi)

Proyeksi Jumlah Penduduk Tahun 2020 dari BPS Kab. Asahan

Angka Perkiraan Produksi dan Produktivitas (Asem Dinas Pertanian)



**Tabel** **5.3.20** **Angka Ketersediaan Jagung Menurut Kecamatan di Kabupaten Asahan, 2021**  
**Table** **5.3.20** **Figures Corn Availability by District in Asahan Regency, 2021**

|     | <b>Kecamatan<br/>District</b> | <b>Produksi<br/>Production<br/>(ton)</b> | <b>Kebutuhan<br/>Konsumsi<br/>Consumption<br/>(ton)</b> | <b>Surplus/<br/>Devisit</b> |
|-----|-------------------------------|--|---|-----------------------------|
|     | (1)                           | (2)                                      | (3)   | (4)                         |
| 1.  | B. P. Mandoge                 | 266,10                                   | 7,00  | 262,10                      |
| 2.  | Bandar Pulau                  | 81,50                                    | 4,74  | 75,76                       |
| 3.  | Aek Songsongan                | 17,24                                    | 3,59  | 13,65                       |
| 4.  | Rahuning                      | 52,25                                    | 3,99  | 48,26                       |
| 5.  | Pulau Rakyat                  | 2 633,02                                 | 7,09  | 2 625,93                    |
| 6.  | Aek Kuasan                    | 208,61                                   | 5,15  | 203,46                      |
| 7.  | Aek Ledong                    | 10,70                                    | 4,13  | 6,57                        |
| 8.  | Sei Kepayang                  | -  | 3,86  | -3,86                       |
| 9.  | Sei Kepayang Barat            | 2,40                                     | 2,98  | -0,58                       |
| 10. | Sei Kepayang Timur            | -  | 1,91  | -1,91                       |
| 11. | Tanjung Balai                 | -  | 8,29  | -8,29                       |
| 12. | Simpang Empat                 | 34,78                                    | 9,33  | 25,45                       |
| 13. | Teluk Dalam                   | 1 079,12                                 | 3,85  | 1 075,27                    |
| 14. | Air Batu                      | 247,50                                   | 9,17  | 238,33                      |
| 15. | Sei Dadap                     | 20,25                                    | 7,22  | 13,03                       |
| 16. | Buntu Pane                    | 1 080,41                                 | 4,93  | 1 075,48                    |
| 17. | Tinggi Raja                   | 139,22                                   | 4,01  | 135,21                      |
| 18. | Setia Janji                   | -  | 2,56  | -2,56                       |
| 19. | Meranti                       | 18,03                                    | 4,70  | 13,33                       |
| 20. | Pulo Bandring                 | 5,38                                     | 6,69  | -1,31                       |
| 21. | Rawang Panca Arga             | 6,23                                     | 3,99  | 2,24                        |
| 22. | Air Joman                     | 5,73                                     | 11,43   | -5,70                       |
| 23. | Silau Laut                    | 5,63                                     | 4,99  | 0,64                        |
| 24. | Kisaran Barat                 | -  | 12,09   | -12,09                      |
| 25. | Kisaran Timur                 | 11,66                                    | 16,30   | -4,64                       |
|     | <b>Asahan</b>                 | <b>5 927,76</b>                          | <b>153,99</b>   | <b>5 773,77</b>             |

Sumber : Dinas Ketahanan Pangan Kabupaten Asahan

Source : Food Security Service of Asahan Regency

Keterangan/ Note : Kebutuhan Konsumsi Jagung 0,20 Kg/Kap/Thn (Angka BKP Propsi)

Proyeksi Jumlah Penduduk Tahun 2020 dari BPS Kab. Asahan

Angka Perkiraan Produksi dan Produktivitas (Assem Dinas Pertanian)

5.4 Kehutanan/*Forestry*

**Tabel** 5.4.1 Luas Kawasan Hutan Menurut Fungsi Hutan dan Kecamatan  
**Table** 5.4.1 *Forestry Area by Function and District (ha), 2021*

|     | Kecamatan<br><i>District</i> | Hutan Suaka<br>Margasatwa<br><i>Reservation<br/>Forest</i> | Hutan Lindung<br><i>Protection<br/>Forest</i> | Hutan Produksi<br>Terbatas<br><i>Limited<br/>Production<br/>Forest</i> |
|-----|------------------------------|--|---|--|
|     | (1)                          | (2)  | (3)   | (4)  |
| 1.  | B. P. Mandoge                | -  | 23 314,76                                     | 295,59   |
| 2.  | Bandar Pulau                 | -  | 2 292,15                                      | -  |
| 3.  | Aek Songsongan               | 4,47   | 14 034,40                                     | 211,01   |
| 4.  | Rahuning                     | -  | -   | -  |
| 5.  | Pulau Rakyat                 | -  | -   | -  |
| 6.  | Aek Kuasan                   | -  | -   | -  |
| 7.  | Aek Ledong                   | -  | -   | -  |
| 8.  | Sei Kepayang                 | -  | 484,05  | -  |
| 9.  | Sei Kepayang Barat           | -  | 3 937,91                                      | -  |
| 10. | Sei Kepayang Timur           | -  | -   | -  |
| 11. | Tanjung Balai                | -  | 462,98  | -  |
| 12. | Simpang Empat                | -  | -   | -  |
| 13. | Teluk Dalam                  | -  | -   | -  |
| 14. | Air Batu                     | -  | -   | -  |
| 15. | Sei Dadap                    | -  | -   | -  |
| 16. | Buntu Pane                   | -  | -   | -  |
| 17. | Tinggi Raja                  | -  | -   | -  |
| 18. | Setia Janji                  | -  | -   | -  |
| 19. | Meranti                      | -  | -   | -  |
| 20. | Pulo Bandring                | -  | -   | -  |
| 21. | Rawang Panca Arga            | -  | -   | -  |
| 22. | Air Joman                    | -  | -   | -  |
| 23. | Silau Laut                   | -  | 517,00  | 58,29  |
| 24. | Kisaran Barat                | -  | -   | -  |
| 25. | Kisaran Timur                | -  | -   | -  |
|     | <b>Asahan</b>                | <b>4,47</b>  | <b>45 043,25</b>                              | <b>564,89</b>  |

Lanjutan Tabel/Continued Table 5.4.1

|     | Kecamatan<br><i>District</i> | Hutan Produksi<br><i>Production<br/>Forest</i> | Hutan Konversi<br><i>Cavertible<br/>Forest</i> | Jumlah<br><i>Total</i> |
|-----|------------------------------|--|--|------------------------|
|     | (1)                          | (5)  | (6)  | (7)                    |
| 1.  | B. P. Mandoge                | 632,17   | 9 743,83                                       | 33 986,35              |
| 2.  | Bandar Pulau                 | -  | 2 808,94                                       | 5 101,09               |
| 3.  | Aek Songsongan               | -  | 1 666,14                                       | 15 916,02              |
| 4.  | Rahuning                     | -  | -  | -                      |
| 5.  | Pulau Rakyat                 | 821,41   | 4 825,62                                       | 5 647,03               |
| 6.  | Aek Kuasan                   | 3 500,61                                       | 5 973,24                                       | 9 473,85               |
| 7.  | Aek Ledong                   | -  | -  | -                      |
| 8.  | Sei Kepadang                 | 2 993,75                                       | 91,08  | 3 566,88               |
| 9.  | Sei Kepadang Barat           | -  | -  | 3 937,91               |
| 10. | Sei Kepadang Timur           | -  | -  | -                      |
| 11. | Tanjung Balai                | -  | -  | 462,98                 |
| 12. | Simpang Empat                | -  | 4,93   | 4,93                   |
| 13. | Teluk Dalam                  | -  | -  | -                      |
| 14. | Air Batu                     | -  | -  | -                      |
| 15. | Sei Dadap                    | -  | -  | -                      |
| 16. | Buntu Pane                   | -  | -  | -                      |
| 17. | Tinggi Raja                  | -  | -  | -                      |
| 18. | Setia Janji                  | -  | -  | -                      |
| 19. | Meranti                      | -  | -  | -                      |
| 20. | Pulo Bandring                | -  | -  | -                      |
| 21. | Rawang Panca Arga            | -  | -  | -                      |
| 22. | Air Joman                    | -  | -  | -                      |
| 23. | Silau Laut                   | -  | -  | 575,29                 |
| 24. | Kisaran Barat                | -  | -  | -                      |
| 25. | Kisaran Timur                | -  | -  | -                      |
|     | <b>Asahan</b>                | <b>7 947,94</b>                                | <b>25 113,78</b>                               | <b>78 674,33</b>       |

Sumber : UPT Kesatuan Pengelolaan Hutan (KPH) Wilayah III Kisaran

Source : UPT Unity of Forest Management Area III Kisaran

## 5.5 Peternakan/Livestock

### Populasi Ternak Menurut Kecamatan dan Jenis Ternak Di Kabupaten Asahan (ekor), 2021

**Tabel**  
**Table**

**5.5.1 Livestock Population by District and Kind in Asahan Regency (tail), 2021**

| Kecamatan<br><i>District</i> |                    | Sapi<br>Perah<br><i>Cow Milk</i> | Sapi<br>Potong<br><i>Cow</i> | Kerbau<br><i>Buffalo</i> | Kuda<br><i>Horse</i> |
|------------------------------|--------------------|----------------------------------|------------------------------|--------------------------|----------------------|
| (1)                          |                    | (2)                              | (3)                          | (4)                      | (5)                  |
| 1.                           | B. P. Mandoge      | -                                | 7 432                        | 221                      | -                    |
| 2.                           | Bandar Pulau       | -                                | 7 387                        | 16                       | -                    |
| 3.                           | Aek Songsongan     | -                                | 7 022                        | 13                       | -                    |
| 4.                           | Rahuning           | -                                | 8 290                        | 7                        | -                    |
| 5.                           | Pulau Rakyat       | -                                | 14 789                       | 86                       | -                    |
| 6.                           | Aek Kuasan         | -                                | 10 663                       | 15                       | -                    |
| 7.                           | Aek Ledong         | -                                | 5 489                        | 58                       | -                    |
| 8.                           | Sei Kepayang       | -                                | 875                          | 35                       | -                    |
| 9.                           | Sei Kepayang Barat | -                                | 106                          | -                        | -                    |
| 10.                          | Sei Kepayang Timur | -                                | 85                           | 9                        | -                    |
| 11.                          | Tanjung Balai      | -                                | 1 900                        | -                        | -                    |
| 12.                          | Simpang Empat      | -                                | 2 061                        | 180                      | -                    |
| 13.                          | Teluk Dalam        | -                                | 15 972                       | 15                       | -                    |
| 14.                          | Air Batu           | -                                | 11 166                       | 541                      | -                    |
| 15.                          | Sei Dadap          | -                                | 6 137                        | 1 175                    | -                    |
| 16.                          | Buntu Pane         | -                                | 9 450                        | 49                       | -                    |
| 17.                          | Tinggi Raja        | -                                | 5 982                        | 120                      | -                    |
| 18.                          | Setia Janji        | 11                               | 5 321                        | 52                       | -                    |
| 19.                          | Meranti            | -                                | 1 111                        | 128                      | -                    |
| 20.                          | Pulo Bandring      | -                                | 8 543                        | 554                      | -                    |
| 21.                          | Rawang Panca Arga  | -                                | 1 357                        | 121                      | -                    |
| 22.                          | Air Joman          | -                                | 6 456                        | 160                      | -                    |
| 23.                          | Silau Laut         | -                                | 1 325                        | 30                       | -                    |
| 24.                          | Kisaran Barat      | -                                | 2 210                        | 29                       | -                    |
| 25.                          | Kisaran Timur      | -                                | 5 371                        | 304                      | 8                    |
| <b>Asahan</b>                |                    | <b>11</b>                        | <b>146 500</b>               | <b>3 918</b>             | <b>8</b>             |

Lanjutan Tabel/*Continued Table 5.5.1*

|     | <b>Kecamatan</b><br><i>District</i> | <b>Kambing</b><br><i>Goat</i> | <b>Domba</b><br><i>Sheep</i> | <b>Babi</b><br><i>Pig</i> |
|-----|-------------------------------------|-------------------------------|------------------------------|---------------------------|
|     | (1)                                 | (6)                           | (7)                          | (8)                       |
| 1.  | B. P. Mandoge                       | 4 723                         | 270                          | 1 739                     |
| 2.  | Bandar Pulau                        | 2 003                         | 761                          | 768                       |
| 3.  | Aek Songsongan                      | 1 034                         | 854                          | -                         |
| 4.  | Rahuning                            | 1 123                         | 793                          | -                         |
| 5.  | Pulau Rakyat                        | 2 156                         | 4 028                        | 975                       |
| 6.  | Aek Kuasan                          | 4 089                         | 3 445                        | 75                        |
| 7.  | Aek Ledong                          | 1 188                         | 3 632                        | -                         |
| 8.  | Sei Kepayang                        | 968                           | 1 272                        | 32                        |
| 9.  | Sei Kepayang Barat                  | 155                           | 43                           | -                         |
| 10. | Sei Kepayang Timur                  | 144                           | 72                           | -                         |
| 11. | Tanjung Balai                       | 910                           | 1 000                        | -                         |
| 12. | Simpang Empat                       | 1 081                         | 1 122                        | 100                       |
| 13. | Teluk Dalam                         | 513                           | 1 203                        | 131                       |
| 14. | Air Batu                            | 1 796                         | 2 623                        | 1 599                     |
| 15. | Sei Dadap                           | 1 175                         | 2 125                        | 227                       |
| 16. | Buntu Pane                          | 2 574                         | 960                          | -                         |
| 17. | Tinggi Raja                         | 4 002                         | 4 521                        | 36                        |
| 18. | Setia Janji                         | 985                           | 510                          | 292                       |
| 19. | Meranti                             | 3 655                         | 1 079                        | 5                         |
| 20. | Pulo Bandring                       | 5 202                         | 6 532                        | 126                       |
| 21. | Rawang Panca Arga                   | 1 683                         | 1 003                        | 8                         |
| 22. | Air Joman                           | 1 170                         | 2 090                        | -                         |
| 23. | Silau Laut                          | 825                           | 88                           | 95                        |
| 24. | Kisaran Barat                       | 1 008                         | 1 277                        | -                         |
| 25. | Kisaran Timur                       | 3 211                         | 2 117                        | 688                       |
|     | <b>Asahan</b>                       | <b>47 373</b>                 | <b>43 420</b>                | <b>6 896</b>              |

Sumber : Dinas Peternakan dan Kesehatan Hewan Kabupaten Asahan

Source : *Animal Husbandry and Animal Health Service of Asahan Regency*

**Tabel** 5.5.2 **Populasi Unggas Menurut Kecamatan dan Jenis Unggas Di Kabupaten Asahan (ekor) 2021**  
**Table** 5.5.2 **Poultry Population by District and Type of Poultry in Asahan Regency (tail), 2021**

|     | Kecamatan<br><i>District</i> | Ayam<br>Kampung<br><i>Domestic<br/>Hens</i> | Ayam<br>Petelur<br><i>Layer</i> | Ayam<br>Pedaging<br><i>Broiler</i> | Itik<br><i>Duck</i> |
|-----|------------------------------|---|---------------------------------|------------------------------------|---------------------|
|     | (1)                          | (2)   | (3)                             | (4)                                | (5)                 |
| 1.  | B. P. Mandoge                | 110 919                                     | -                               | 43 000                             | 2 881               |
| 2.  | Bandar Pulau                 | 49 590                                      | -                               | 81 200                             | 1 281               |
| 3.  | Aek Songsongan               | 47 296                                      | -                               | 215 000                            | 14 901              |
| 4.  | Rahuning                     | 15 897                                      | -                               | 20 800                             | 1 462               |
| 5.  | Pulau Rakyat                 | 26 659                                      | 155 000                         | 138 521                            | 20 232              |
| 6.  | Aek Kuasan                   | 175 900                                     | -                               | 25 000                             | 18 508              |
| 7.  | Aek Ledong                   | 41 324                                      | 10 000                          | 60 429                             | 5 233               |
| 8.  | Sei Kepayang                 | 3 459                                       | -                               | -                                  | -                   |
| 9.  | Sei Kepayang Barat           | 3 242                                       | -                               | 25 000                             | -                   |
| 10. | Sei Kepayang Timur           | 2 455                                       | -                               | -                                  | -                   |
| 11. | Tanjung Balai                | 13 760                                      | -                               | -                                  | 3 086               |
| 12. | Simpang Empat                | 111 356                                     | -                               | 2 496 064                          | 2 741               |
| 13. | Teluk Dalam                  | 7 486                                       | -                               | 2 372 189                          | 631                 |
| 14. | Air Batu                     | 7 661                                       | 2 909 600                       | 2 680 245                          | 23 762              |
| 15. | Sei Dadap                    | 13 150                                      | 82 000                          | 2 287 468                          | 8 215               |
| 16. | Buntu Pane                   | 12 749                                      | -                               | -                                  | 1 819               |
| 17. | Tinggi Raja                  | 15 923                                      | -                               | 62 910                             | 5 796               |
| 18. | Setia Janji                  | 95 955                                      | 4 500                           | 10 143                             | 4 661               |
| 19. | Meranti                      | 153 731                                     | -                               | 14 172                             | 12 000              |
| 20. | Pulo Bandring                | 23 349                                      | -                               | 357 500                            | 15 180              |
| 21. | Rawang Panca Arga            | 11 282                                      | -                               | 21 000                             | 18 773              |
| 22. | Air Joman                    | 26 900                                      | -                               | 2 332 601                          | 5 700               |
| 23. | Silau Laut                   | 24 145                                      | -                               | 2 200                              | 5 585               |
| 24. | Kisaran Barat                | 17 341                                      | -                               | -                                  | 3 148               |
| 25. | Kisaran Timur                | 17 470                                      | 305 424                         | -                                  | 6 001               |
|     | <b>Asahan</b>                | <b>1 028 999</b>                            | <b>3 466 524</b>                | <b>13 245 442</b>                  | <b>181 596</b>      |

Sumber : Dinas Peternakan dan Kesehatan Hewan Kabupaten Asahan

Source : *Animal Husbandry and Animal Health Service of Asahan Regency*

**Tabel** 5.5.3 **Jumlah Ternak yang Dipotong di Luar RPH Menurut Jenisnya dan Kecamatan (ekor), 2021**  
**Table** 5.5.3 **Livestock Slaughtered Out of Slaughterhouse (abattoir) by Kind of Livestocks and District (tail), 2021**

|     | Kecamatan<br><i>District</i> | Jenis Ternak<br><i>Kind of Livestocks</i> |                          |  |                    |                      |
|-----|------------------------------|---|--------------------------|--|--------------------|----------------------|
|     |                              | Sapi<br><i>Cow</i>                        | Kerbau<br><i>Buffalo</i> | Kambing/<br>Domba<br><i>Goat/Sheep</i> | Babi<br><i>Pig</i> | Kuda<br><i>Horse</i> |
|     | (1)                          | (2)                                       | (3)                      | (4)                                    | (5)                | (6)                  |
| 1.  | B. P. Mandoge                | 389                                       | -                        | 661                                    | 8                  | -                    |
| 2.  | Bandar Pulau                 | 118                                       | -                        | 51                                     | -                  | -                    |
| 3.  | Aek Songsongan               | 472                                       | -                        | 471                                    | 16                 | -                    |
| 4.  | Rahuning                     | 133                                       | -                        | 18                                     | -                  | -                    |
| 5.  | Pulau Rakyat                 | 121                                       | -                        | 43                                     | -                  | -                    |
| 6.  | Aek Kuasan                   | 396                                       | -                        | 657                                    | 8                  | -                    |
| 7.  | Aek Ledong                   | 758                                       | 8                        | 1 357                                  | -                  | -                    |
| 8.  | Sei Kepayang                 | 58  | -                        | 1                                      | -                  | -                    |
| 9.  | Sei Kepayang Barat           | 30  | -                        | 22                                     | -                  | -                    |
| 10. | Sei Kepayang Timur           | 13  | -                        | 6                                      | -                  | -                    |
| 11. | Tanjung Balai                | 218                                       | -                        | 221                                    | -                  | -                    |
| 12. | Simpang Empat                | 110                                       | -                        | 23                                     | -                  | -                    |
| 13. | Teluk Dalam                  | 262                                       | -                        | 222                                    | 302                | -                    |
| 14. | Air Batu                     | 829                                       | -                        | 303                                    | 60                 | -                    |
| 15. | Sei Dadap                    | 138                                       | -                        | 30                                     | -                  | -                    |
| 16. | Buntu Pane                   | 324                                       | -                        | 432                                    | -                  | -                    |
| 17. | Tinggi Raja                  | 294                                       | -                        | 272                                    | -                  | -                    |
| 18. | Setia Janji                  | 100                                       | -                        | 9                                      | -                  | -                    |
| 19. | Meranti                      | 84  | -                        | 26                                     | -                  | -                    |
| 20. | Pulo Bandring                | 237                                       | -                        | 112                                    | -                  | -                    |
| 21. | Rawang Panca Arga            | 90  | -                        | 95                                     | -                  | -                    |
| 22. | Air Joman                    | 390                                       | -                        | 224                                    | -                  | -                    |
| 23. | Silau Laut                   | 153                                       | -                        | 108                                    | -                  | -                    |
| 24. | Kisaran Barat                | 416                                       | -                        | 78                                     | -                  | -                    |
| 25. | Kisaran Timur                | 789                                       | -                        | 203                                    | 168                | -                    |
|     | <b>Asahan</b>                | <b>6 922</b>                              | <b>8</b>                 | <b>5 645</b>                           | <b>562</b>         | <b>-</b>             |

Sumber : Dinas Peternakan dan Kesehatan Hewan Kabupaten Asahan

Source : Animal Husbandry and Animal Health Service of Asahan Regency

**Tabel**  
**Table**

5.5.4

**Jumlah Ternak yang Dipotong Di Dalam RPH Menurut Jenis Ternak dan Kecamatan (ekor), 2021**  
***Livestock Slaughtered in Slaughterhouse (Abattoir) by Kind of Livestocks and District (tail), 2021***

|     | Kecamatan<br><i>District</i> | Jenis Ternak<br><i>Kind of Livestocks</i> |                          |  |                    |
|-----|------------------------------|---|--------------------------|--|--------------------|
|     |                              | Sapi<br><i>Cow</i>                        | Kerbau<br><i>Buffalo</i> | Kambing/<br>Domba<br><i>Goat/Sheep</i> | Babi<br><i>Pig</i> |
|     | (1)                          | (2)                                       | (3)                      | (4)                                    | (5)                |
| 1.  | B. P. Mandoge                | -   | -                        | -                                      | -                  |
| 2.  | Bandar Pulau                 | -   | -                        | -                                      | -                  |
| 3.  | Aek Songsongan               | -   | -                        | -                                      | -                  |
| 4.  | Rahuning                     | -   | -                        | -                                      | -                  |
| 5.  | Pulau Rakyat                 | -   | -                        | -                                      | -                  |
| 6.  | Aek Kuasan                   | -   | -                        | -                                      | -                  |
| 7.  | Aek Ledong                   | -   | -                        | -                                      | -                  |
| 8.  | Sei Kepayang                 | -   | -                        | -                                      | -                  |
| 9.  | Sei Kepayang Barat           | -   | -                        | -                                      | -                  |
| 10. | Sei Kepayang Timur           | -   | -                        | -                                      | -                  |
| 11. | Tanjung Balai                | -   | -                        | -                                      | -                  |
| 12. | Simpang Empat                | -   | -                        | -                                      | -                  |
| 13. | Teluk Dalam                  | -   | -                        | -                                      | -                  |
| 14. | Air Batu                     | -   | -                        | -                                      | -                  |
| 15. | Sei Dadap                    | -   | -                        | -                                      | -                  |
| 16. | Buntu Pane                   | -   | -                        | -                                      | -                  |
| 17. | Tinggi Raja                  | -   | -                        | -                                      | -                  |
| 18. | Setia Janji                  | -   | -                        | -                                      | -                  |
| 19. | Meranti                      | -   | -                        | -                                      | -                  |
| 20. | Pulo Bandring                | -   | -                        | -                                      | -                  |
| 21. | Rawang Panca Arga            | -   | -                        | -                                      | -                  |
| 22. | Air Joman                    | -   | -                        | -                                      | -                  |
| 23. | Silau Laut                   | -   | -                        | -                                      | -                  |
| 24. | Kisaran Barat                | -   | -                        | -                                      | -                  |
| 25. | Kisaran Timur                | 862                                       | -                        | -                                      | 1 575              |
|     | <b>Asahan</b>                | <b>862</b>                                | <b>-</b>                 | <b>-</b>                               | <b>1 575</b>       |

Sumber : Dinas Peternakan dan Kesehatan Hewan Kabupaten Asahan

Source : *Animal Husbandry and Animal Health Service of Asahan Regency*



**Tabel** 5.5.5 **Produksi Telur Menurut Jenis dan Kecamatan (ton), 2021**  
**Table** 5.5.5 **Egg Production by Type and District (ton), 2021**

|     | Kecamatan<br><i>District</i> | Produksi Telur<br><i>Egg Production</i> |   |  |
|-----|------------------------------|---|---|--|
|     |                              | Ayam<br>Petelur<br><i>Layer</i>         | Ayam<br>Kampung<br><i>Domestic<br/>Hens</i> | Itik/Itik<br>Manila<br><i>Duck/Duck<br/>Manila</i> |
|     | (1)                          | (2)                                     | (3)   | (4)  |
| 1.  | B. P. Mandoge                | -                                       | 349,39                                      | 19,66  |
| 2.  | Bandar Pulau                 | -                                       | 156,21                                      | 8,74   |
| 3.  | Aek Songsongan               | -                                       | 148,98                                      | 101,70   |
| 4.  | Rahuning                     | -                                       | 50,08                                       | 9,98   |
| 5.  | Pulau Rakyat                 | 1 550,00                                | 83,98                                       | 138,08   |
| 6.  | Aek Kuasan                   | -                                       | 554,09                                      | 126,32   |
| 7.  | Aek Ledong                   | 100,00                                  | 130,17                                      | 35,72  |
| 8.  | Sei Kepadang                 | -                                       | 10,90                                       | 0,00   |
| 9.  | Sei Kepadang Barat           | -                                       | 10,21                                       | 0,00   |
| 10. | Sei Kepadang Timur           | -                                       | 7,73  | 0,00   |
| 11. | Tanjung Balai                | -                                       | 43,34                                       | 21,06  |
| 12. | Simpang Empat                | -                                       | 350,77                                      | 18,71  |
| 13. | Teluk Dalam                  | -                                       | 23,58                                       | 4,31   |
| 14. | Air Batu                     | 29 096,00                               | 24,13                                       | 162,18   |
| 15. | Sei Dadap                    | 820,00                                  | 41,42                                       | 56,07  |
| 16. | Buntu Pane                   | -                                       | 40,16                                       | 12,41  |
| 17. | Tinggi Raja                  | -                                       | 50,16                                       | 39,56  |
| 18. | Setia Janji                  | 45,00                                   | 302,26                                      | 31,81  |
| 19. | Meranti                      | -                                       | 484,25                                      | 81,90  |
| 20. | Pulo Bandring                | -                                       | 73,55                                       | 103,60   |
| 21. | Rawang Panca Arga            | -                                       | 35,54                                       | 128,13   |
| 22. | Air Joman                    | -                                       | 84,74                                       | 38,90  |
| 23. | Silau Laut                   | -                                       | 76,06                                       | 38,12  |
| 24. | Kisaran Barat                | -                                       | 54,62                                       | 21,49  |
| 25. | Kisaran Timur                | 3 054,24                                | 55,03                                       | 40,96  |
|     | <b>Asahan</b>                | <b>33 015,24</b>                        | <b>3 241,35</b>                             | <b>1 239,39</b>                                    |

Sumber : Dinas Peternakan dan Kesehatan Hewan Kabupaten Asahan

Source : *Animal Husbandry and Animal Health Service of Asahan Regency*

**Tabel**  
**Table**

5.5.6

**Produksi Daging Unggas Menurut Jenisnya dan Kecamatan (ton),  
2021**  
**Poultry Meat Production by Type and District (ton), 2021**

| Kecamatan<br><i>District</i> | Jenis Daging Unggas<br><i>Type of Meat Poultry</i> |                                     |   |  |
|------------------------------|--|-------------------------------------|---|--|
|                              | Ayam Ras<br>Pedaging<br><i>Broiler</i>             | Ayam Ras<br>Petelur<br><i>Layer</i> | Ayam<br>Kampung<br><i>Domestic<br/>Hens</i> | Itik/Itik<br>Manila<br><i>Duck/Duck<br/>Manila</i> |
| (1)                          | (2)  | (3)                                 | (4)   | (5)  |
| 1. B. P. Mandoge             | 60,20  | -                                   | 133,10                                      | 2,88   |
| 2. Bandar Pulau              | 113,68   | -                                   | 59,51                                       | 1,28   |
| 3. Aek Songsongan            | 301,00   | -                                   | 56,76                                       | 14,90  |
| 4. Rahuning                  | 29,12  | -                                   | 19,08                                       | 1,46   |
| 5. Pulau Rakyat              | 193,93   | 279,00                              | 31,99                                       | 20,23  |
| 6. Aek Kuasan                | 35,00  | -                                   | 211,08                                      | 18,51  |
| 7. Aek Ledong                | 84,60  | 18,00                               | 49,59                                       | 5,23   |
| 8. Sei Kepayang              | -  | -                                   | 4,15  | -  |
| 9. Sei Kepayang Barat        | 35,00  | -                                   | 3,89  | -  |
| 10. Sei Kepayang Timur       | -  | -                                   | 2,95  | -  |
| 11. Tanjung Balai            | -  | -                                   | 16,51                                       | 3,09   |
| 12. Simpang Empat            | 3 494,49   | -                                   | 133,63                                      | 2,74   |
| 13. Teluk Dalam              | 3 321,06   | -                                   | 8,98  | 0,63   |
| 14. Air Batu                 | 3 752,34   | 5 237,28                            | 9,19  | 23,76  |
| 15. Sei Dadap                | 3 202,46   | 147,60                              | 15,78                                       | 8,22   |
| 16. Buntu Pane               | -  | -                                   | 15,30                                       | 1,82   |
| 17. Tinggi Raja              | 88,07  | -                                   | 19,11                                       | 5,80   |
| 18. Setia Janji              | 14,20  | 8,10                                | 115,15                                      | 4,66   |
| 19. Meranti                  | 19,84  | -                                   | 184,48                                      | 12,00  |
| 20. Pulo Bandring            | 500,50   | -                                   | 28,02                                       | 15,18  |
| 21. Rawang Panca Arga        | 29,40  | -                                   | 13,54                                       | 18,77  |
| 22. Air Joman                | 3 265,64   | -                                   | 32,28                                       | 5,70   |
| 23. Silau Laut               | 3,08   | -                                   | 28,97                                       | 5,59   |
| 24. Kisaran Barat            | -  | -                                   | 20,81                                       | 3,15   |
| 25. Kisaran Timur            | -  | 549,76                              | 20,96                                       | 6,00   |
| <b>Asahan</b>                | <b>18 543,62</b>                                   | <b>6 239,74</b>                     | <b>1 234,80</b>                             | <b>181,60</b>                                      |

Sumber : Dinas Peternakan dan Kesehatan Hewan Kabupaten Asahan

Source : *Animal Husbandry and Animal Health Service of Asahan Regency*

**Tabel** 5.5.7 **Produksi Daging Menurut Jenis Ternak dan Kecamatan (ton), 2021**  
**Table** 5.5.7 **Meat Production by Kind of Livestock and District (ton), 2021**

|     | Kecamatan<br><i>District</i> | Jenis Produksi Daging<br><i>Kind of Meat Production</i> |                          |  |                    |
|-----|------------------------------|---|--------------------------|--|--------------------|
|     |                              | Sapi<br><i>Cow</i>                                      | Kerbau<br><i>Buffalo</i> | Kambing/<br>Domba<br><i>Goat/Sheep</i> | Babi<br><i>Pig</i> |
|     | (1)                          | (2)   | (3)                      | (4)                                    | (5)                |
| 1.  | B. P. Mandoge                | 35,01   | -                        | 19,83                                  | 0,56               |
| 2.  | Bandar Pulau                 | 10,62   | -                        | 1,53                                   | -                  |
| 3.  | Aek Songsongan               | 42,48   | -                        | 14,13                                  | 1,12               |
| 4.  | Rahuning                     | 11,97   | -                        | 0,54                                   | -                  |
| 5.  | Pulau Rakyat                 | 10,89   | -                        | 1,29                                   | -                  |
| 6.  | Aek Kuasan                   | 35,64   | -                        | 19,71                                  | 0,56               |
| 7.  | Aek Ledong                   | 68,22   | 1,44                     | 40,71                                  | -                  |
| 8.  | Sei Kepayang                 | 5,22  | -                        | 0,03                                   | -                  |
| 9.  | Sei Kepayang Barat           | 2,7   | -                        | 0,66                                   | -                  |
| 10. | Sei Kepayang Timur           | 1,17  | -                        | 0,18                                   | -                  |
| 11. | Tanjung Balai                | 19,62   | -                        | 6,63                                   | -                  |
| 12. | Simpang Empat                | 9,9   | -                        | 0,69                                   | -                  |
| 13. | Teluk Dalam                  | 23,58   | -                        | 6,66                                   | 21,14              |
| 14. | Air Batu                     | 74,61   | -                        | 9,09                                   | 4,2                |
| 15. | Sei Dadap                    | 12,42   | -                        | 0,9                                    | -                  |
| 16. | Buntu Pane                   | 29,16   | -                        | 12,96                                  | -                  |
| 17. | Tinggi Raja                  | 26,46   | -                        | 8,16                                   | -                  |
| 18. | Setia Janji                  | 9   | -                        | 0,27                                   | -                  |
| 19. | Meranti                      | 7,56  | -                        | 0,78                                   | -                  |
| 20. | Pulo Bandring                | 21,33   | -                        | 3,36                                   | -                  |
| 21. | Rawang Panca Arga            | 8,1   | -                        | 2,85                                   | -                  |
| 22. | Air Joman                    | 35,1  | -                        | 6,72                                   | -                  |
| 23. | Silau Laut                   | 13,77   | -                        | 3,24                                   | -                  |
| 24. | Kisaran Barat                | 37,44   | -                        | 2,34                                   | -                  |
| 25. | Kisaran Timur                | 95,55   | -                        | 6,09                                   | 11,76              |
|     | <b>Asahan</b>                | <b>647,52</b>   | <b>1,44</b>              | <b>169,35</b>                          | <b>39,34</b>       |

Sumber : Dinas Peternakan dan Kesehatan Hewan Kabupaten Asahan

Source : *Animal Husbandry and Animal Health Service of Asahan Regency*

**Tabel**  
**Table****5.5.8 Populasi Ternak Unggas Menurut Jenis Ternak (ekor),  
2006 - 2021**  
***Poultry Population by Kind of Poultry (tail), 2006 - 2021***

| Tahun<br>Year | Jenis Unggas<br><i>Kind of Poultry</i> |  |                                    |                                    |
|---------------|--|--|------------------------------------|------------------------------------|
|               | Ayam Ras<br>Petelur<br><i>Layer</i>    | Ayam Ras<br>Pedaging<br><i>Broiler</i> | Ayam<br>Kampung<br><i>Domestic</i> | Itik/Itik<br>Manila<br><i>Duck</i> |
| (1)           | (2)                                    | (3)                                    | (4)                                | (5)                                |
| 2006          | 1 240 207                              | 3 501 685                              | 1 958 628                          | 489 228                            |
| 2007          | 1 381 820                              | 3 895 012                              | 1 639 538                          | 547 666                            |
| 2008          | 1 453 700                              | 3 800 000                              | 653 348                            | 134 611                            |
| 2009          | 1 482 770                              | 4 066 000                              | 666 415                            | 137 303                            |
| 2010          | 1 519 839                              | 6 400 000                              | 679 740                            | 139 743                            |
| 2011          | 1 741 845                              | 6 448 603                              | 682 121                            | 115 863                            |
| 2012          | 2 271 203                              | 6 924 723                              | 712 752                            | 116 408                            |
| 2013          | 2 272 203                              | 7 116 437                              | 821 384                            | 200 539                            |
| 2014          | 2 273 503                              | 7 159 943                              | 874 833                            | 200 380                            |
| 2015          | 2 695 000                              | 8 500 620                              | 966 388                            | 239 949                            |
| 2016          | 2 775 000                              | 8 795 300                              | 987 800                            | 251 000                            |
| 2017          | 3 891 500                              | 9 986 650                              | 998 900                            | 361 500                            |
| 2018          | 3 917 154                              | 9 998 870                              | 1 018 100                          | 386 610                            |
| 2019          | 4 070 164                              | 13 261 465                             | 1 006 860                          | 293 247                            |
| 2020          | 4 102 723                              | 13 394 069                             | 1 014 900                          | 295 582                            |
| <b>2021</b>   | <b>3 466 524</b>                       | <b>13 245 442</b>                      | <b>1 028 999</b>                   | <b>181 596</b>                     |

Sumber : Dinas Peternakan dan Kesehatan Hewan Kabupaten Asahan

Source : *Animal Husbandry and Animal Health Service of Asahan Regency*

**Tabel** 5.5.9 **Populasi Ternak Kecil Menurut Jenis Ternak (ekor), 2006 - 2021**  
**Table** 5.5.9 **Small Cattle Population by Kind of Cattle (tail), 2006 - 2021**

| Tahun<br>Year | Jenis Ternak Kecil<br>Kind of Small Cattle |                |              |
|---------------|--|----------------|--------------|
|               | Kambing<br>Goat                            | Domba<br>Sheep | Babi<br>Pig  |
| (1)           | (2)  | (3)            | (4)          |
| 2006          | 166 883                                    | 33 306         | 9 731        |
| 2007          | 170 842                                    | 37 140         | 13 388       |
| 2008          | 56 300                                     | 17 050         | 7 050        |
| 2009          | 57 708                                     | 17 690         | 7 262        |
| 2010          | 66 328                                     | 19 495         | 7 980        |
| 2011          | 67 023                                     | 19 807         | 8 495        |
| 2012          | 68 868                                     | 22 073         | 6 898        |
| 2013          | 70 030                                     | 25 423         | 7 020        |
| 2014          | 70 237                                     | 25 693         | 6 589        |
| 2015          | 71 248                                     | 26 907         | 8 843        |
| 2016          | 73 400                                     | 27 800         | 9 000        |
| 2017          | 86 100                                     | 38 100         | 10 600       |
| 2018          | 8 896                                      | 4 002          | 14 221       |
| 2019          | 87 858                                     | 37 389         | 12 489       |
| 2020          | 88 723                                     | 37 676         | 4 849        |
| <b>2021</b>   | <b>47 373</b>                              | <b>43 420</b>  | <b>6 896</b> |

Sumber : Dinas Peternakan dan Kesehatan Hewan Kabupaten Asahan

Source : Animal Husbandry and Animal Health Service of Asahan Regency

**Tabel** 5.5.10 **Populasi Ternak Besar Menurut Jenis Ternak (ekor), 2006 - 2020**  
**Table** 5.5.10 **Livestock Population by Kind of Livestock (tail), 2006 - 2020**

| Tahun<br>Year | Jenis Ternak Besar<br>Kind of Livestock |                   |               |                           |
|---------------|---|-------------------|---------------|---------------------------|
|               | Sapi<br>Cow                             | Kerbau<br>Buffalo | Kuda<br>Horse | Sapi<br>Perah<br>Cow Milk |
| (1)           | (2)                                     | (3)               | (4)           | (5)                       |
| 2006          | 45 565                                  | 4 681             | -             | -                         |
| 2007          | 52 225                                  | 4 384             | -             | -                         |
| 2008          | 36 200                                  | 1 747             | -             | -                         |
| 2009          | 37 648                                  | 1 773             | -             | -                         |
| 2010          | 41 548                                  | 1 861             | -             | 12                        |
| 2011          | 67 624                                  | 1 035             | 6             | 10                        |
| 2012          | 75 094                                  | 1 107             | -             | 11                        |
| 2013          | 79 802                                  | 1 323             | -             | 3                         |
| 2014          | 83 256                                  | 1 351             | -             | 12                        |
| 2015          | 87 818                                  | 1 478             | -             | -                         |
| 2016          | 90 847                                  | 1 510             | -             | -                         |
| 2017          | 10 998                                  | 1 668             | -             | -                         |
| 2018          | 11 412                                  | 1 714             | -             | -                         |
| 2019          | 139 181                                 | 2 294             | -             | -                         |
| 2020          | 140 562                                 | 2 300             | -             | -                         |
| <b>2021</b>   | <b>146 500</b>                          | <b>3 918</b>      | <b>8</b>      | <b>11</b>                 |

Sumber : Dinas Peternakan dan Kesehatan Hewan Kabupaten Asahan

Source : *Animal Husbandry and Animal Health Service of Asahan Regency*

## 5.6 Perikanan/Fishery

**Tabel** 5.6.1 **Produksi Ikan Menurut Asal Tangkapan dan Kecamatan (ton), 2021**  
**Table** 5.6.1 **Fish Production by Catching Area and District (ton), 2021**

|     | Kecamatan<br><i>District</i> | Laut<br><i>Sea</i> | Darat/ <i>In Land</i>                     |   | Jumlah<br><i>Total</i> |
|-----|------------------------------|--------------------|---|---|------------------------|
|     |                              |                    | Perairan<br>Umum<br><i>Open<br/>Water</i> | Budi Daya<br>Fish<br><i>Cultivation</i> |                        |
|     | (1)                          | (2)                | (3)                                       | (4)                                     | (5)                    |
| 1.  | B. P. Mandoge                | -                  | -   | 36,52                                   | 36,52                  |
| 2.  | Bandar Pulau                 | -                  | 105,40                                    | 105,28                                  | 210,68                 |
| 3.  | Aek Songsongan               | -                  | 110,07                                    | 52,68                                   | 162,75                 |
| 4.  | Rahuning                     | -                  | -   | 10,88                                   | 10,88                  |
| 5.  | Pulau Rakyat                 | -                  | 19,97                                     | 81,70                                   | 101,67                 |
| 6.  | Aek Kuasan                   | -                  | -   | 27,35                                   | 27,35                  |
| 7.  | Aek Ledong                   | -                  | -   | 15,30                                   | 15,30                  |
| 8.  | Sei Kepayang                 | -                  | 147,90                                    | 5,00                                    | 152,90                 |
| 9.  | Sei Kepayang Barat           | 8 030,18           | 44,11                                     | 4,60                                    | 8 078,89               |
| 10. | Sei Kepayang Timur           | 5 100,13           | 22,10                                     | 5,63                                    | 5 127,86               |
| 11. | Tanjung Balai                | 26 122,14          | 44,41                                     | 3,30                                    | 26 169,85              |
| 12. | Simpang Empat                | -                  | 245,11                                    | 92,86                                   | 337,97                 |
| 13. | Teluk Dalam                  | -                  | 107,95                                    | 15,48                                   | 123,43                 |
| 14. | Air Batu                     | -                  | -   | 58,98                                   | 58,98                  |
| 15. | Sei Dadap                    | -                  | -   | 25,00                                   | 25,00                  |
| 16. | Buntu Pane                   | -                  | -   | 47,56                                   | 47,56                  |
| 17. | Tinggi Raja                  | -                  | -   | 17,50                                   | 17,50                  |
| 18. | Setia Janji                  | -                  | -   | 1,73                                    | 1,73                   |
| 19. | Meranti                      | -                  | -   | 32,67                                   | 32,67                  |
| 20. | Pulo Bandring                | -                  | -   | 23,10                                   | 23,10                  |
| 21. | Rawang Panca Arga            | -                  | -   | 925,70                                  | 925,70                 |
| 22. | Air Joman                    | 855,69             | 17,22                                     | 224,80                                  | 1 097,71               |
| 23. | Silau Laut                   | 3 428,90           | -   | 7,30                                    | 3 436,20               |
| 24. | Kisaran Barat                | -                  | -   | 3,80                                    | 3,80                   |
| 25. | Kisaran Timur                | -                  | -   | 10,20                                   | 10,20                  |
|     | <b>Asahan</b>                | <b>43 537,04</b>   | <b>864,24</b>                             | <b>1 834,92</b>                         | <b>46 236,20</b>       |

Sumber : Dinas Perikanan Kabupaten Asahan  
 Source : Fisheries Service of Asahan Regency

**Tabel**  
**Table**

5.6.2

**Jumlah Perahu/Kapal Menurut Kecamatan dan Jenis Kapal di Kabupaten Asahan (unit), 2021**  
**Number of Marine Fishing Boat by Classification and District in Asahan Regency (unit), 2021**

| Kecamatan<br><i>District</i> |                    | Perahu Tanpa<br>Motor<br><i>Non Powered<br/>Boat</i> | Perahu Motor<br>Tempel<br>Outboard | Kapal Motor<br>Motor Ship |
|------------------------------|--------------------|--|------------------------------------|---------------------------|
| (1)                          |                    | (2)  | (3)                                | (4)                       |
| 1.                           | B. P. Mandoge      | -  | -                                  | -                         |
| 2.                           | Bandar Pulau       | -  | 15                                 | -                         |
| 3.                           | Aek Songsongan     | 10   | 20                                 | 9                         |
| 4.                           | Rahuning           | -  | -                                  | -                         |
| 5.                           | Pulau Rakyat       | 15   | 26                                 | 20                        |
| 6.                           | Aek Kuasan         | -  | 7                                  | 7                         |
| 7.                           | Aek Ledong         | -  | -                                  | -                         |
| 8.                           | Sei Kepayang       | 25   | 69                                 | 11                        |
| 9.                           | Sei Kepayang Barat | 7  | 258                                | 257                       |
| 10.                          | Sei Kepayang Timur | 5  | 266                                | 260                       |
| 11.                          | Tanjung Balai      | 15   | 407                                | 622                       |
| 12.                          | Simpang Empat      | 28   | 204                                | 16                        |
| 13.                          | Teluk Dalam        | 26   | 62                                 | 10                        |
| 14.                          | Air Batu           | -  | -                                  | -                         |
| 15.                          | Sei Dadap          | -  | -                                  | -                         |
| 16.                          | Buntu Pane         | -  | -                                  | -                         |
| 17.                          | Tinggi Raja        | -  | -                                  | -                         |
| 18.                          | Setia Janji        | -  | -                                  | -                         |
| 19.                          | Meranti            | -  | -                                  | -                         |
| 20.                          | Pulo Bandring      | -  | -                                  | -                         |
| 21.                          | Rawang Panca Arga  | -  | -                                  | -                         |
| 22.                          | Air Joman          | -  | 55                                 | 55                        |
| 23.                          | Silau Laut         | 5  | 390                                | 277                       |
| 24.                          | Kisaran Barat      | -  | -                                  | -                         |
| 25.                          | Kisaran Timur      | -  | -                                  | -                         |
| <b>Asahan</b>                |                    | <b>136</b>   | <b>1 779</b>                       | <b>1 544</b>              |

Sumber : Dinas Perikanan Kabupaten Asahan

Source : Fisheries Service of Asahan Regency



**Tabel** 5.6.3 **Jumlah Perahu Penangkap Ikan Laut Menurut Kategori dan Kecamatan (unit), 2021**  
**Table** 5.6.3 **Number of Marine Fishing Boat by Classification and District (unit), 2021**

| Kecamatan<br><i>District</i> | Perahu Tanpa Motor<br><i>Non Powered Boat</i> |                       |                        | Perahu Dengan Motor<br><i>Powered Boat</i> |                       |                        |
|------------------------------|---|-----------------------|------------------------|--|-----------------------|------------------------|
|                              | Jukung<br><i>Dugout Boat</i>                  | Perahu<br><i>Boat</i> | Jumlah<br><i>Total</i> | Jukung<br><i>Dugout Boat</i>               | Perahu<br><i>Boat</i> | Jumlah<br><i>Total</i> |
| (1)                          | (2)   | (3)                   | (4)                    | (5)  | (6)                   | (7)                    |
| 1. B. P. Mandoge             | -   | -                     | -                      | -  | -                     | -                      |
| 2. Bandar Pulau              | -   | -                     | -                      | -  | 15                    | 15                     |
| 3. Aek Songsongan            | -   | 10                    | 10                     | -  | 29                    | 29                     |
| 4. Rahuning                  | -   | -                     | -                      | -  | -                     | -                      |
| 5. Pulau Rakyat              | -   | 15                    | 15                     | -  | 46                    | 46                     |
| 6. Aek Kuasan                | -   | -                     | -                      | -  | 14                    | 14                     |
| 7. Aek Ledong                | -   | -                     | -                      | -  | -                     | -                      |
| 8. Sei Kepayang              | -   | 25                    | 25                     | -  | 61                    | 61                     |
| 9. Sei Kepayang Barat        | -   | 7                     | 7                      | -  | 297                   | 297                    |
| 10. Sei Kepayang Timur       | -   | 15                    | 15                     | -  | 260                   | 260                    |
| 11. Tanjung Balai            | -   | 28                    | 28                     | -  | 632                   | 632                    |
| 12. Simpang Empat            | -   | 26                    | 26                     | -  | 220                   | 220                    |
| 13. Teluk Dalam              | -   | -                     | -                      | -  | 72                    | 72                     |
| 14. Air Batu                 | -   | -                     | -                      | -  | -                     | -                      |
| 15. Sei Dadap                | -   | -                     | -                      | -  | -                     | -                      |
| 16. Buntu Pane               | -   | -                     | -                      | -  | -                     | -                      |
| 17. Tinggi Raja              | -   | -                     | -                      | -  | -                     | -                      |
| 18. Setia Janji              | -   | -                     | -                      | -  | -                     | -                      |
| 19. Meranti                  | -   | -                     | -                      | -  | -                     | -                      |
| 20. Pulo Bandring            | -   | -                     | -                      | -  | -                     | -                      |
| 21. Rawang Panca Arga        | -   | -                     | -                      | -  | -                     | -                      |
| 22. Air Joman                | -   | -                     | -                      | -  | 55                    | 55                     |
| 23. Silau Laut               | -   | 5                     | 5                      | -  | 277                   | 277                    |
| 24. Kisaran Barat            | -   | -                     | -                      | -  | -                     | -                      |
| 25. Kisaran Timur            | -   | -                     | -                      | -  | -                     | -                      |
| <b>Asahan</b>                | -   | <b>131</b>            | <b>131</b>             | -  | <b>1 978</b>          | <b>1 978</b>           |

Sumber : Dinas Perikanan Kabupaten Asahan  
 Source : Fisheries Service of Asahan Regency

**Tabel**  
**Table**

**5.6.4 Jumlah Alat Penangkap Ikan Menurut Jenisnya dan Kecamatan (unit), 2021**  
**Number of Fishing Tools by Type and District (unit), 2021**

| Kecamatan<br><i>District</i> | Jaring Angkat/Remove Net       |              |      |   |
|------------------------------|--------------------------------|--------------|------|---|
|                              | Bagan Perahu/<br>Rakit<br>Raft | Bagan Tancap | Sero | Jaring Angkat Lainnya<br><i>Others Remove Net</i> |
| (1)                          | (2)                            | (3)          | (4)  | (5)   |
| 1. B. P. Mandoge             | -                              | -            | -    | -   |
| 2. Bandar Pulau              | -                              | -            | -    | -   |
| 3. Aek Songsongan            | -                              | -            | -    | -   |
| 4. Rahuning                  | -                              | -            | -    | -   |
| 5. Pulau Rakyat              | -                              | -            | -    | -   |
| 6. Aek Kuasan                | -                              | -            | -    | -   |
| 7. Aek Ledong                | -                              | -            | -    | -   |
| 8. Sei Kepayang              | -                              | -            | -    | -   |
| 9. Sei Kepayang Barat        | -                              | -            | -    | -   |
| 10. Sei Kepayang Timur       | -                              | -            | -    | -   |
| 11. Tanjung Balai            | -                              | -            | -    | -   |
| 12. Simpang Empat            | -                              | -            | -    | -   |
| 13. Teluk Dalam              | -                              | -            | -    | -   |
| 14. Air Batu                 | -                              | -            | -    | -   |
| 15. Sei Dadap                | -                              | -            | -    | -   |
| 16. Buntu Pane               | -                              | -            | -    | -   |
| 17. Tinggi Raja              | -                              | -            | -    | -   |
| 18. Setia Janji              | -                              | -            | -    | -   |
| 19. Meranti                  | -                              | -            | -    | -   |
| 20. Pulo Bandring            | -                              | -            | -    | -   |
| 21. Rawang Panca Arga        | -                              | -            | -    | -   |
| 22. Air Joman                | -                              | -            | -    | -   |
| 23. Silau Laut               | -                              | -            | -    | -   |
| 24. Kisaran Barat            | -                              | -            | -    | -   |
| 25. Kisaran Timur            | -                              | -            | -    | -   |
| <b>Asahan</b>                | -                              | -            | -    | -   |

Lanjutan Tabel/*Continued Table 5.6.4*

| Kecamatan<br><i>District</i> | Pancing/ <i>Fishhook</i> |                |               |   |
|------------------------------|--------------------------|----------------|---------------|---|
|                              | Rawai<br>Hanyut          | Rawai<br>Tetap | Rawai<br>Tuna | Pancing<br>Lainnya<br><i>Other<br/>Fishhook</i> |
| (1)                          | (6)                      | (7)            | (8)           | (9)   |
| 1. B. P. Mandoge             | -                        | -              | -             | -   |
| 2. Bandar Pulau              | -                        | -              | -             | -   |
| 3. Aek Songsongan            | -                        | -              | -             | -   |
| 4. Rahuning                  | -                        | -              | -             | -   |
| 5. Pulau Rakyat              | -                        | -              | -             | 23  |
| 6. Aek Kuasan                | -                        | -              | -             | -   |
| 7. Aek Ledong                | -                        | -              | -             | -   |
| 8. Sei Kepayang              | -                        | -              | -             | 26  |
| 9. Sei Kepayang Barat        | -                        | 56             | -             | 493   |
| 10. Sei Kepayang Timur       | 33                       | 53             | -             | 90  |
| 11. Tanjung Balai            | 17                       | 62             | -             | 206   |
| 12. Simpang Empat            | -                        | -              | -             | 22  |
| 13. Teluk Dalam              | -                        | -              | -             | 24  |
| 14. Air Batu                 | -                        | -              | -             | -   |
| 15. Sei Dadap                | -                        | -              | -             | -   |
| 16. Buntu Pane               | -                        | -              | -             | -   |
| 17. Tinggi Raja              | -                        | -              | -             | -   |
| 18. Setia Janji              | -                        | -              | -             | -   |
| 19. Meranti                  | -                        | -              | -             | -   |
| 20. Pulo Bandring            | -                        | -              | -             | -   |
| 21. Rawang Panca Arga        | -                        | -              | -             | -   |
| 22. Air Joman                | -                        | -              | -             | 27  |
| 23. Silau Laut               | -                        | 35             | -             | 105   |
| 24. Kisaran Barat            | -                        | -              | -             | -   |
| 25. Kisaran Timur            | -                        | -              | -             | -   |
| <b>Asahan</b>                | <b>40</b>                | <b>206</b>     | <b>-</b>      | <b>1 006</b>                                    |

Lanjutan Tabel/*Continued Table* 5.6.4

| Kecamatan<br><i>District</i> | Pukat Kantong/ <i>Dragnet</i> |              |              |              |
|------------------------------|-------------------------------|--------------|--------------|--------------|
|                              | Tuamang                       | Songko       | Pukat Rantai | Pukat Cincin |
| (1)                          | (10)                          | (11)         | (12)         | (13)         |
| 1. B. P. Mandoge             | -                             | -            | -            | -            |
| 2. Bandar Pulau              | -                             | -            | -            | -            |
| 3. Aek Songsongan            | -                             | -            | -            | -            |
| 4. Rahuning                  | -                             | -            | -            | -            |
| 5. Pulau Rakyat              | -                             | -            | -            | -            |
| 6. Aek Kuasan                | -                             | -            | -            | -            |
| 7. Aek Ledong                | -                             | -            | -            | -            |
| 8. Sei Kepyang               | -                             | -            | -            | 107          |
| 9. Sei Kepyang Barat         | -                             | 245          | -            | 275          |
| 10. Sei Kepyang Timur        | 4                             | 360          | -            | 242          |
| 11. Tanjung Balai            | 13                            | 1 275        | -            | 295          |
| 12. Simpang Empat            | -                             | -            | -            | -            |
| 13. Teluk Dalam              | -                             | -            | -            | -            |
| 14. Air Batu                 | -                             | -            | -            | -            |
| 15. Sei Dadap                | -                             | -            | -            | -            |
| 16. Buntu Pane               | -                             | -            | -            | -            |
| 17. Tinggi Raja              | -                             | -            | -            | -            |
| 18. Setia Janji              | -                             | -            | -            | -            |
| 19. Meranti                  | -                             | -            | -            | -            |
| 20. Pulo Bandring            | -                             | -            | -            | -            |
| 21. Rawang Panca Arga        | -                             | -            | -            | -            |
| 22. Air Joman                | 35                            | -            | -            | -            |
| 23. Silau Laut               | 5                             | 200          | -            | -            |
| 24. Kisaran Barat            | -                             | -            | -            | -            |
| 25. Kisaran Timur            | -                             | -            | -            | -            |
| <b>Asahan</b>                | <b>57</b>                     | <b>2 080</b> | <b>-</b>     | <b>919</b>   |

Lanjutan Tabel/*Continued Table 5.6.4*

| Kecamatan<br><i>District</i> | Jaring Insang              |                   |                  |                           | Tremel<br>Net |
|------------------------------|----------------------------|-------------------|------------------|---------------------------|---------------|
|                              | Jaring<br>Insang<br>Hanyut | Jaring<br>Lingkar | Jaring<br>Klitik | Jaring<br>Insang<br>Tetap |               |
| (1)                          | (14)                       | (15)              | (16)             | (17)                      | (18)          |
| 1. B. P. Mandoge             | -                          | -                 | -                | -                         | -             |
| 2. Bandar Pulau              | -                          | -                 | -                | -                         | -             |
| 3. Aek Songsongan            | -                          | -                 | -                | -                         | -             |
| 4. Rahuning                  | -                          | -                 | -                | -                         | -             |
| 5. Pulau Rakyat              | -                          | -                 | -                | -                         | -             |
| 6. Aek Kuasan                | -                          | -                 | -                | -                         | -             |
| 7. Aek Ledong                | -                          | -                 | -                | -                         | -             |
| 8. Sei Kepayang              | 17                         | -                 | -                | -                         | -             |
| 9. Sei Kepayang Barat        | 105                        | -                 | -                | 112                       | -             |
| 10. Sei Kepayang Timur       | 98                         | -                 | -                | 178                       | -             |
| 11. Tanjung Balai            | 463                        | -                 | -                | 365                       | -             |
| 12. Simpang Empat            | -                          | -                 | -                | -                         | -             |
| 13. Teluk Dalam              | -                          | -                 | -                | -                         | -             |
| 14. Air Batu                 | -                          | -                 | -                | -                         | -             |
| 15. Sei Dadap                | -                          | -                 | -                | -                         | -             |
| 16. Buntu Pane               | -                          | -                 | -                | -                         | -             |
| 17. Tinggi Raja              | -                          | -                 | -                | -                         | -             |
| 18. Setia Janji              | -                          | -                 | -                | -                         | -             |
| 19. Meranti                  | -                          | -                 | -                | -                         | -             |
| 20. Pulo Bandring            | -                          | -                 | -                | -                         | -             |
| 21. Rawang Panca Arga        | -                          | -                 | -                | -                         | -             |
| 22. Air Joman                | -                          | -                 | -                | -                         | -             |
| 23. Silau Laut               | 230                        | -                 | -                | 257                       | -             |
| 24. Kisaran Barat            | -                          | -                 | -                | -                         | -             |
| 25. Kisaran Timur            | -                          | -                 | -                | -                         | -             |
| <b>Asahan</b>                | <b>913</b>                 | -                 | -                | <b>912</b>                | -             |

Lanjutan Tabel/*Continued Table* 5.6.4

| Kecamatan<br><i>District</i> | Perangkap/Trap |        |               |   |
|------------------------------|----------------|--------|---------------|---|
|                              | Sero           | Jermal | Bubu          | Perangkap<br>Lainnya<br><i>Other Trap</i> |
| (1)                          | (19)           | (20)   | (21)          | (22)                                      |
| 1. B. P. Mandoge             | -              | -      | -             | -   |
| 2. Bandar Pulau              | -              | -      | 200           | -   |
| 3. Aek Songsongan            | -              | -      | 215           | -   |
| 4. Rahuning                  | -              | -      | -             | -   |
| 5. Pulau Rakyat              | -              | -      | 425           | -   |
| 6. Aek Kuasan                | -              | -      | 400           | -   |
| 7. Aek Ledong                | -              | -      | -             | -   |
| 8. Sei Kepayang              | -              | -      | 700           | 25  |
| 9. Sei Kepayang Barat        | -              | -      | 75            | 18  |
| 10. Sei Kepayang Timur       | -              | -      | 20            | 20  |
| 11. Tanjung Balai            | -              | -      | 1 200         | 30  |
| 12. Simpang Empat            | -              | -      | 5 000         | 25  |
| 13. Teluk Dalam              | -              | -      | 2 000         | -   |
| 14. Air Batu                 | -              | -      | -             | -   |
| 15. Sei Dadap                | -              | -      | -             | -   |
| 16. Buntu Pane               | -              | -      | -             | -   |
| 17. Tinggi Raja              | -              | -      | -             | -   |
| 18. Setia Janji              | -              | -      | -             | -   |
| 19. Meranti                  | -              | -      | -             | -   |
| 20. Pulo Bandring            | -              | -      | -             | -   |
| 21. Rawang Panca Arga        | -              | -      | -             | -   |
| 22. Air Joman                | -              | -      | -             | -   |
| 23. Silau Laut               | -              | -      | 900           | -   |
| 24. Kisaran Barat            | -              | -      | -             | -   |
| 25. Kisaran Timur            | -              | -      | -             | -   |
| <b>Asahan</b>                | -              | -      | <b>11 135</b> | <b>118</b>                                |

Lanjutan Tabel/*Continued Table 5.6.4*

| Kecamatan<br><i>District</i> | Alat Pengumpul<br>Kerang<br><i>Clamshells</i> | Alat Penangkap<br>Ikan Lainnya<br><i>Other Fishing Gear</i> |
|------------------------------|---|---|
| (1)                          | (23)  | (24)  |
| 1. B. P. Mandoge             | -   | -   |
| 2. Bandar Pulau              | -   | 16  |
| 3. Aek Songsongan            | -   | 11  |
| 4. Rahuning                  | -   | -   |
| 5. Pulau Rakyat              | -   | 15  |
| 6. Aek Kuasan                | -   | 7   |
| 7. Aek Ledong                | -   | -   |
| 8. Sei Kepayang              | -   | 124   |
| 9. Sei Kepayang Barat        | 165   | 38  |
| 10. Sei Kepayang Timur       | -   | 338   |
| 11. Tanjung Balai            | 175   | 216   |
| 12. Simpang Empat            | 151   | 55  |
| 13. Teluk Dalam              | -   | 12  |
| 14. Air Batu                 | -   | -   |
| 15. Sei Dadap                | -   | -   |
| 16. Buntu Pane               | -   | -   |
| 17. Tinggi Raja              | -   | -   |
| 18. Setia Janji              | -   | -   |
| 19. Meranti                  | -   | -   |
| 20. Pulo Bandring            | -   | -   |
| 21. Rawang Panca Arga        | -   | -   |
| 22. Air Joman                | -   | 32  |
| 23. Silau Laut               | 3   | 322   |
| 24. Kisaran Barat            | -   | -   |
| 25. Kisaran Timur            | -   | -   |
| <b>Asahan</b>                | <b>494</b>                                    | <b>1 186</b>  |

Sumber : Dinas Perikanan Kabupaten Asahan

Source : Fisheries Service of Asahan Regency

**Tabel** 5.6.5 **Jumlah Rumah Tangga Budi Daya Perikanan Menurut Jenis Budi Daya dan Kecamatan, 2021**  
**Table** 5.6.5 **Number of Fish Culture's Household by Type of Culture and District, 2021**

|     | Kecamatan<br><i>District</i> | Jumlah Rumah Tangga<br><i>Number of Households</i> |   |                                 |                       | Jaring<br>Apung<br><i>Floating<br/>Net</i> | Jumlah<br><i>Total</i> |
|-----|------------------------------|--|---|---------------------------------|-----------------------|--|------------------------|
|     |                              | Tambak<br><i>Brack<br/>fish</i>                    | Kolam<br><i>Fresh<br/>Water-<br/>pond</i> | Sawah<br><i>Paddy<br/>field</i> | Kolam<br>Air<br>Deras |  |                        |
|     | (1)                          | (2)  | (3)                                       | (4)                             | (5)                   | (6)  | (7)                    |
| 1.  | B. P. Mandoge                | -  | 21  | -                               | -                     | -  | 21                     |
| 2.  | Bandar Pulau                 | -  | 40  | -                               | -                     | -  | 40                     |
| 3.  | Aek Songsongan               | -  | 40  | -                               | -                     | 15   | 55                     |
| 4.  | Rahuning                     | -  | 47  | -                               | -                     | -  | 47                     |
| 5.  | Pulau Rakyat                 | -  | 74  | -                               | -                     | 30   | 104                    |
| 6.  | Aek Kuasan                   | -  | 20  | -                               | -                     | -  | 20                     |
| 7.  | Aek Ledong                   | -  | 63  | -                               | -                     | -  | 63                     |
| 8.  | Sei Keping                   | -  | 20  | -                               | -                     | -  | 20                     |
| 9.  | Sei Keping Barat             | -  | 21  | -                               | -                     | -  | 21                     |
| 10. | Sei Keping Timur             | -  | 21  | -                               | -                     | -  | 21                     |
| 11. | Tanjung Balai                | 10   | 25  | -                               | -                     | -  | 35                     |
| 12. | Simpang Empat                | -  | 123                                       | -                               | -                     | 10   | 133                    |
| 13. | Teluk Dalam                  | -  | 37  | -                               | -                     | 14   | 51                     |
| 14. | Air Batu                     | -  | 93  | -                               | -                     | -  | 93                     |
| 15. | Sei Dadap                    | -  | 108                                       | -                               | -                     | -  | 108                    |
| 16. | Buntu Pane                   | -  | 62  | -                               | -                     | -  | 62                     |
| 17. | Tinggi Raja                  | -  | 48  | -                               | -                     | -  | 48                     |
| 18. | Setia Janji                  | -  | 46  | -                               | -                     | -  | 46                     |
| 19. | Meranti                      | -  | 77  | 15                              | -                     | -  | 92                     |
| 20. | Pulo Bandring                | -  | 71  | -                               | -                     | -  | 71                     |
| 21. | Rawang Panca Arga            | -  | 46  | 48                              | -                     | -  | 94                     |
| 22. | Air Joman                    | -  | 81  | -                               | -                     | 16   | 97                     |
| 23. | Silau Laut                   | 24   | 33  | -                               | -                     | 10   | 67                     |
| 24. | Kisaran Barat                | -  | 69  | -                               | -                     | -  | 69                     |
| 25. | Kisaran Timur                | -  | 57  | -                               | -                     | -  | 57                     |
|     | <b>Asahan</b>                | <b>34</b>  | <b>1 343</b>                              | <b>63</b>                       | <b>-</b>              | <b>95</b>                                  | <b>1 535</b>           |

Sumber : Dinas Perikanan Kabupaten Asahan

Source : Fisheries Service of Asahan Regency



**Tabel** 5.6.6 **Jumlah Nelayan Menurut Kategori Pekerjaan dan Kecamatan (orang), 2021**  
**Table** 5.6.6 **Number of Fishermen by Classification and District (person), 2021**

| Kecamatan<br><i>District</i> | Kategori/ <i>Classification</i> |                                       |  | Jumlah<br><i>Total</i> |
|------------------------------|---------------------------------|---------------------------------------|--|------------------------|
|                              | Penuh<br><i>Full Time</i>       | Sambilan<br>Utama<br><i>Part Time</i> | Sambilan<br>Tambahan<br><i>Past Time</i> |                        |
| (1)                          | (2)                             | (3)                                   | (4)                                      | (5)                    |
| 1. B. P. Mandoge             | -                               | -                                     | -  | -                      |
| 2. Bandar Pulau              | -                               | -                                     | -  | -                      |
| 3. Aek Songsongan            | -                               | -                                     | -  | -                      |
| 4. Rahuning                  | -                               | -                                     | -  | -                      |
| 5. Pulau Rakyat              | -                               | 312                                   | 276                                      | 588                    |
| 6. Aek Kuasan                | -                               | -                                     | -  | -                      |
| 7. Aek Ledong                | -                               | -                                     | -  | -                      |
| 8. Sei Kepayang              | -                               | 338                                   | 288                                      | 626                    |
| 9. Sei Kepayang Barat        | 1 591                           | 739                                   | 288                                      | 2 618                  |
| 10. Sei Kepayang Timur       | 1 616                           | 849                                   | 407                                      | 2 872                  |
| 11. Tanjung Balai            | 6 587                           | 1 287                                 | 778                                      | 8 652                  |
| 12. Simpang Empat            | 168                             | 418                                   | 454                                      | 1 040                  |
| 13. Teluk Dalam              | -                               | 277                                   | 370                                      | 647                    |
| 14. Air Batu                 | -                               | -                                     | -  | -                      |
| 15. Sei Dadap                | -                               | -                                     | -  | -                      |
| 16. Buntu Pane               | -                               | -                                     | -  | -                      |
| 17. Tinggi Raja              | -                               | -                                     | -  | -                      |
| 18. Setia Janji              | -                               | -                                     | -  | -                      |
| 19. Meranti                  | -                               | -                                     | -  | -                      |
| 20. Pulo Bandring            | -                               | -                                     | -  | -                      |
| 21. Rawang Panca Arga        | -                               | -                                     | -  | -                      |
| 22. Air Joman                | 80                              | 151                                   | 332                                      | 563                    |
| 23. Silau Laut               | 1 077                           | 1 219                                 | 612                                      | 2 908                  |
| 24. Kisaran Barat            | -                               | -                                     | -  | -                      |
| 25. Kisaran Timur            | -                               | -                                     | -  | -                      |
| <b>Asahan</b>                | <b>11 119</b>                   | <b>5 590</b>                          | <b>3 805</b>                             | <b>20 514</b>          |

Sumber : Dinas Perikanan Kabupaten Asahan

Source : Fisheries Service of Asahan Regency

**Tabel**  
**Table**

5.6.7

**Jumlah Rumah Tangga Nelayan yang Menggunakan Alat  
Penangkap Ikan Laut Menurut Jenisnya dan Kecamatan, 2021**  
**Number of Fishermen's Household that Used Marine  
Fishing Catching Tools by Type and District, 2021**

| Kecamatan<br><i>District</i> | Jenis Alat yang Digunakan<br><i>Type of Catching Tools</i> |   |   |
|------------------------------|--|---|---|
|                              | Tanpa Perahu<br><i>Without Boat</i>                        | Perahu Tanpa<br>Motor<br><i>Non Powered</i> | Perahu Dengan<br>Motor Tempel<br><i>Out Board</i> |
| (1)                          | (2)  | (3)   | (4)   |
| 1. B. P. Mandoge             | -  | -   | -   |
| 2. Bandar Pulau              | -  | -   | 15  |
| 3. Aek Songsongan            | -  | 10  | 20  |
| 4. Rahuning                  | -  | -   | -   |
| 5. Pulau Rakyat              | 58   | 15  | 26  |
| 6. Aek Kuasan                | -  | -   | 7   |
| 7. Aek Ledong                | -  | -   | -   |
| 8. Sei Kepayang              | 187  | 25  | 69  |
| 9. Sei Kepayang Barat        | 207  | 7   | 258   |
| 10. Sei Kepayang Timur       | 286  | 5   | 226   |
| 11. Tanjung Balai            | 439  | 15  | 407   |
| 12. Simpang Empat            | 43   | 28  | 204   |
| 13. Teluk Dalam              | 116  | 26  | 62  |
| 14. Air Batu                 | -  | -   | -   |
| 15. Sei Dadap                | -  | -   | -   |
| 16. Buntu Pane               | -  | -   | -   |
| 17. Tinggi Raja              | -  | -   | -   |
| 18. Setia Janji              | -  | -   | -   |
| 19. Meranti                  | -  | -   | -   |
| 20. Pulo Bandring            | -  | -   | -   |
| 21. Rawang Panca Arga        | -  | -   | -   |
| 22. Air Joman                | 131  | -   | 55  |
| 23. Silau Laut               | 483  | 5   | 390   |
| 24. Kisaran Barat            | -  | -   | -   |
| 25. Kisaran Timur            | -  | -   | -   |
| <b>Asahan</b>                | <b>1 950</b>   | <b>136</b>                                  | <b>1 739</b>                                      |

Lanjutan Tabel/Continued Table 5.6.7

| Kecamatan<br><i>District</i> | Jenis Alat Yang Digunakan<br><i>Type of Catching tools</i> |        |             |        |               | Jumlah<br><i>Total</i> |
|------------------------------|--|--------|-------------|--------|---------------|------------------------|
|                              | Kapal Motor/ <i>Board Motor</i>                            |        |             |        |               |                        |
|                              | <5 Gt  | 5-9 Gt | 10-19<br>Gt | >20 Gt | Sub<br>Jumlah |                        |
| (1)                          | (5)  | (6)    | (7)         | (8)    | (9)           | (10)                   |
| 1. B. P. Mandoge             | -  | -      | -           | -      | -             | -                      |
| 2. Bandar Pulau              | -  | -      | -           | -      | -             | 15                     |
| 3. Aek Songsongan            | 9  | -      | -           | -      | 9             | 39                     |
| 4. Rahuning                  | -  | -      | -           | -      | -             | -                      |
| 5. Pulau Rakyat              | 20   | -      | -           | -      | 20            | 119                    |
| 6. Aek Kuasan                | 7  | -      | -           | -      | 7             | 14                     |
| 7. Aek Ledong                | -  | -      | -           | -      | -             | -                      |
| 8. Sei Kepayang              | 15   | -      | -           | -      | 15            | 296                    |
| 9. Sei Kepayang Barat        | 724  | -      | -           | -      | 724           | 1 196                  |
| 10. Sei Kepayang Timur       | 584  | -      | -           | -      | 584           | 1 101                  |
| 11. Tanjung Balai            | 1 299  | -      | -           | -      | 1 299         | 2 160                  |
| 12. Simpang Empat            | 31   | -      | -           | -      | 31            | 306                    |
| 13. Teluk Dalam              | 10   | -      | -           | -      | 10            | 214                    |
| 14. Air Batu                 | -  | -      | -           | -      | -             | -                      |
| 15. Sei Dadap                | -  | -      | -           | -      | -             | -                      |
| 16. Buntu Pane               | -  | -      | -           | -      | -             | -                      |
| 17. Tinggi Raja              | -  | -      | -           | -      | -             | -                      |
| 18. Setia Janji              | -  | -      | -           | -      | -             | -                      |
| 19. Meranti                  | -  | -      | -           | -      | -             | -                      |
| 20. Pulo Bandring            | -  | -      | -           | -      | -             | -                      |
| 21. Rawang Panca Arga        | -  | -      | -           | -      | -             | -                      |
| 22. Air Joman                | 95   | -      | -           | -      | 95            | 281                    |
| 23. Silau Laut               | 481  | -      | -           | -      | 481           | 1 359                  |
| 24. Kisaran Barat            | -  | -      | -           | -      | -             | -                      |
| 25. Kisaran Timur            | -  | -      | -           | -      | -             | -                      |
| <b>Asahan</b>                | <b>3 275</b>   | -      | -           | -      | <b>3 275</b>  | <b>7 100</b>           |

Sumber : Dinas Perikanan Kabupaten Asahan

Source : Fisheries Service of Asahan Regency

# BAB 6

CHAPTER

## INDUSTRI, PERTAMBANGAN & ENERGI

INDUSTRY, MINING & ENERGY

### JUMLAH AIR BERSIH YANG DISALURKAN (M3)

*Number Distributed Water*



RUMAH TANGGA  
**4.242.064**

NIAGA  
**258.722**

PEMERINTAH  
**192.510**

BADAN SOSIAL & RS  
**41.850**

INDUSTRI  
**635**

NILAI DALAM RUPIAH  
*value in rupiah*

**RP 21,354** MILYAR  
BILLION



### JUMLAH PELANGGAN PDAM

*Number of Customers Local Water company*



**21.509**

### JUMLAH INDUSTRI BESAR/SEDANG

*Number of large/medium manufacturing establishment*



**90**



## PETUNJUK TEKNIS

## TECHNICAL NOTES

1. **Pelanggan** adalah individu atau kelompok, baik rumah tangga, perusahaan atau institusi non-profit yang membeli air bersih dari perusahaan air bersih.
  2. **Air disalurkan** adalah volume air bersih dari perusahaan air bersih.
  3. **Kapasitas listrik terpasang** adalah total kapasitas dari seluruh mesin pembangkit listrik yang dioperasikan.
  4. **Listrik yang dibangkitkan** adalah jumlah listrik yang dibangkitkan oleh seluruh mesin pembangkit listrik dan dinyatakan dalam satuan dasar Watt hours.
  5. **Jumlah listrik/gas/air bersih yang terjual/ didistribusikan** adalah banyaknya listrik/gas/air bersih yang disalurkan kepada para pelanggan.
  6. **Kapasitas produksi potensial** adalah hubungan antara output yang sebenarnya diproduksi dengan peralatan yang terpasang dan potensi output yang dapat diproduksi dengan peralatan terpasang tersebut, jika kapasitas sepenuhnya digunakan.
  7. **Volume air bersih yang disalurkan** adalah banyaknya air bersih yang disalurkan oleh perusahaan air bersih
1. **Customers** are individuals or groups, whether household, company or non-profit institutions that buy water supply from water supply establishment.
  2. **Distributed water** is the volume of water supply from water supply establishment.
  3. **Installed electricity capacity** is the total capacity of all operated power plants machines.
  4. **Electricity generated** is the amount of electricity generated by all power plant engine in Watt hours standard unit.
  5. **Sold/distributed lectricity /gas /cleaned water** is total electricity/gas/cleaned water distributed to customers
  6. **Potential capacity production** is relationship between output that is actually produced with the installed equipment, and the potential output which could be produced with it, if capacity was fully used.
  7. **Volume of water distributed** is the amount of water that can be distributed by the water company (in units of m3).

(dalam satuan m<sup>3</sup>). Semakin besar volume air bersih yang disalurkan maka akan semakin terpenuhi kebutuhan konsumen akan air bersih.

*The greater the volume of water distributed it will be increasingly fulfilled the needs of consumers for clean water.*

8. **Pengumpulan data industri besar** dan sedang dilakukan melalui Survei Industri Besar dan Sedang yang dilaksanakan setiap tahun secara lengkap (sensus) sejak tahun 1975. Survei Industri Besar dan Sedang mencakup semua perusahaan industri yang mempunyai tenaga kerja 20 orang atau lebih dengan menggunakan kuesioner II A.

8. **Data collection of large and medium scale manufacturing** is conducted through *The Large and Medium Manufacturing Establishment Survey* that has been done annually for all industries (census) since 1975. Large and Medium Manufacturing Establishment Survey covers all manufactures/ industries with 20 workers or more by questionnaire II A.

9. **Klasifikasi industri** yang digunakan dalam survei ini berdasar kepada Klasifikasi Baku Lapangan Usaha Indonesia (KBLI). KBLI adalah klasifikasi lapangan usaha yang berdasar kepada International Standard Industrial Classification of All Economic Activities (ISIC) revisi 4 yang telah disesuaikan dengan kondisi Indonesia.

9. **The industrial classification** adopted in this survey refers to the *Klasifikasi Baku Lapangan Usaha Indonesia (KBLI)*. KBLI is classification of economic activities based on the *International Standard Industrial Classification of All Economic Activities (ISIC rev 4)* that has been modified according to the local condition in Indonesia.

10. **Industri manufaktur** adalah suatu kegiatan ekonomi yang melakukan kegiatan mengubah suatu barang dasar secara mekanis, kimia, atau dengan tangan sehingga menjadi barang jadi/setengah jadi, dan atau barang yang kurang nilainya menjadi barang yang lebih tinggi nilainya, dan sifatnya lebih dekat kepada pemakai akhir. Termasuk dalam kegiatan ini adalah jasa industri dan pekerjaan perakitan.

10. **Manufacturing industry** is defined as an economic activity processing basic goods mechanically, chemicals or manually into final or intermediate goods. It is also defined as processing of lower value goods into higher value goods as final or intermediate products. The activities also include services for manufacturing and assembling.

11. **Industri manufaktur** dikelompokkan ke dalam 4 golongan berdasarkan banyaknya pekerja, yaitu: industri besar (100 orang pekerja atau lebih), industri sedang/menengah (20–99 orang pekerja), industri kecil (5–19 orang pekerja), dan industri mikro (1–4 orang pekerja).
12. **Jasa industri** adalah kegiatan industri yang melayani keperluan pihak lain. Pada kegiatan ini bahan baku disediakan oleh pihak lain sedangkan pihak pengolah hanya melakukan pengolahannya dengan mendapat imbalan sebagai balas jasa (upah maklon).
13. **Perusahaan atau usaha industri** adalah suatu unit (kesatuan) usaha yang melakukan kegiatan ekonomi, bertujuan menghasilkan barang atau jasa, terletak pada suatu bangunan atau lokasi tertentu, dan mempunyai catatan administrasi tersendiri mengenai produksi dan struktur biaya serta ada seorang atau lebih yang bertanggung jawab atas usaha tersebut.
14. **Data industri besar dan sedang** dikumpulkan oleh BPS sedangkan data industri kecil dan rumah tangga diperoleh dari dinas Koperasi dan Perdagangan Kabupaten Asahan.
11. **Manufacturing industries** are categorized into four groups, based on the number of employees: large scale manufacturing (100 employees or more), medium scale manufacturing (20–99 employees), small scale manufacturing (5–19 employees), and micro industry (1–4 employees).
12. **Services for manufacturing** is defined as a manufacturing activity which serving other manufacturing establishments. In this case, raw materials are supplied by others while the workers are paid as a compensation for processing raw materials.
13. **Manufacturing establishment** is defined as a production unit engaged in economic activity, producing goods or services, located in a building or in a certain location, keeping a business record concerning the production and cost structure, and having a person or more that are responsible to those activities.
14. **Data on large and medium manufacturing industries** is collected every year by BPS through a survey. While data on small and cottage industries is Cooperative, Manufacturing and Trade of Asahan Regency.



| ULASAN  | DESCRIPTION   |
|---|---|
| <p>Kebutuhan listrik penduduk Kabupaten Asahan sebagian besar dipasok oleh PLN Ranting Kisaran. Pada tahun 2021 di PLN Ranting Kisaran terdapat 47.021 pelanggan pascabayar dengan jumlah daya tersambung sebesar 62.429.505 VA, dan 48.809 pelanggan Prabayar dengan jumlah daya tersambung sebesar 52.172.950 VA.</p> | <p><i>Most of the electricity consumption of Asahan Regency is supplied by the Electricity State Enterprise of Kisaran Branch. In 2021, there were 47.021 postpaid customers with the quantity of electricity sold were 62.429.505 VA as well as 48.809 prepaid customers with the quantity of electricity sold were 52.172.950 VA.</i></p> |
| <p>Air bersih yang disalurkan PDAM Kisaran ke wilayah Kabupaten Asahan tahun 2021 sebanyak 4.844.565 meter kubik dan jumlah pelanggan air bersih sebanyak 21.509 pelanggan.</p>   | <p><i>The number of clean water supply which were distributed by PDAM Kisaran in the year of 2021 were 4.844.565 meters cubic while the number of its customer were 21.509 customers.</i></p>   |
| <p>Di Indonesia, sektor industri dikelompokkan atas industri skala besar, sedang, kecil dan rumah tangga. Pengelompokan ini didasarkan pada banyaknya jumlah tenaga kerja yang bekerja pada industri tersebut.</p>  | <p><i>In Indonesia, the industrial sectors are grouped as the large scale, medium scale, small scale, and households. These groupings are based on the number of labor who worked in the industry.</i></p>  |
| <p>Menurut Klasifikasi Baku Lapangan Usaha Indonesia di Kabupaten Asahan pada Tahun 2021, jumlah perusahaan industri besar dan sedang di Asahan sebanyak 90 perusahaan, 62 perusahaan besar dan 28 perusahaan sedang. Jumlah perusahaan terbanyak berada di Kecamatan Silau Laut, disusul Kecamatan Kisaran Timur.</p>  | <p><i>According to the Industrial Code in Asahan Regency In 2021, the total number of large and medium scale industrial enterprises in Asahan were 90 companies, with 62 large companies and 28 medium companies. The highest number of companies are in Silau Laut District, followed by Kisaran Timur District.</i></p>                   |

**Gambar 6.1** Jumlah Perusahaan Industri Besar/Sedang di Kabupaten Asahan, 2017 - 2021  
**Figure 6.1** *Number of Large/Medium Manufacturing Establishments in Asahan Regency, 2017 – 2021*



Sumber : Badan Pusat Statistik Kabupaten Asahan

Source : BPS-Statistics of Asahan Regency

**Jumlah Energi Listrik yang Diproduksi Dibeli Diterima Susut dan Dijual PT. PLN (Persero) Rayon Kisaran (MWH), 2017 - 2021**  
**6.1** *Number of Electricity Produced Purchased Received Loss by Distribution and Sales State Electricity Company (PLN) of Kisaran Subsection (MWH), 2017 - 2021*

| Uraian<br>Description                                       | Tahun<br>Year |             |             |             |             |
|---|---------------|-------------|-------------|-------------|-------------|
|   | 2017          | 2018        | 2019        | 2020        | 2021        |
| (1)   | (2)           | (3)         | (4)         | (5)         | (6)         |
| <b>A Energi/Energy</b>                                      |               |             |             |             |             |
| 1. Diproduksi/ Produced                                     | -             | -           | -           | -           | -           |
| 2. Dibeli/ Purchased  | -             | -           | -           | -           | -           |
| 3. Diterima dari GI/ Receive from Main Storage              | 525 510 075   | 533 056 297 | 557 068 285 | 572 031 088 | 620 300 843 |
| <b>B Pemakaian dan Susut/ Losses and Utilization</b>        |               |             |             |             |             |
| 1. Dipakai sendiri/ Consumption                             | -             | -           | -           | -           | -           |
| 2. Susut jaringan distribusi Loss by Distribution (%)       | 13,12         | 13,05       | 12,25       | 7,87        | 8,41        |
| 3. Dijual/Sales   | 165 212 687   | 177 406 638 | 180 308 669 | 191 560 668 | 202 719 496 |
| 4. Dijual ke PLN Wil. I dan III Sales to PLN Region I & III | -             | -           | -           | -           | -           |

Sumber : PLN Wilayah II Ranting Kisaran

Source : State Electricity Company Subsection of Region II Kisaran

**Tabel 6.2** Jumlah Pelanggan Daya Tersambung dan Penjualan Listrik PT. PLN (Persero) Rayon Kisaran Menurut Jenis Tarif Listrik Pascabayar, 2021  
*Number of Customers Connected Capacity and Electricity Sold by State Electricity Company (PLN) of Kisaran Subsection by Type of Postpaid Electricity Tariff, 2021*

|     | Jenis Tarif<br><i>Type of Fee</i> | Jumlah Pelanggan<br><i>Number of Customers</i> | Jumlah Daya Tersambung<br><i>Connected Capacity (VA)</i> | Jumlah KWH Terjual<br><i>Quantity of Electricity Sold</i> | Nilai Penjualan<br><i>Value of Electricity Sold (rp)</i> |
|-----|-----------------------------------|--|--|---|--|
|     | (1)                               | (2)  | (3)  | (4)   | (5)  |
| 1.  | S.2 / 450 VA I                    | 444  | 199 800  | 87 934  | 30 106 227   |
| 2.  | S.2 / 900 VA I                    | 226  | 203 400  | 83 568  | 33 468 054   |
| 3.  | S.2 / 1.300 VA                    | 48   | 62 400   | 20 686  | 14 645 688   |
| 4.  | S.2 / 2.200 VA                    | 67   | 147 400  | 34 483  | 26 207 080   |
| 5.  | S.2 / 3.500 VA s/d 200            | 165  | 2 955 400  | 347 319   | 314 190 075  |
| 6.  | S.3 / 200 KVA                     | 1  | 240 000  | 90 248  | 71 796 270   |
| 7.  | R.1 / 450 VA I                    | 25 897   | 11 653 650   | 3 623 518   | 1 598 437 905  |
| 8.  | R.1 / 900 VA I                    | 3 644  | 3 279 600  | 559 317   | 320 815 044  |
| 9.  | R.1M / 900 VA I                   | 11 422   | 10 279 800   | 1 811 307   | 2 450 256 329  |
| 10. | R.1 / 1.300 VA                    | 1 756  | 2 282 800  | 464 256   | 672 359 016  |
| 11. | R.1 / 2.200 VA                    | 1 170  | 2 574 000  | 430 033   | 621 158 017  |
| 12. | R.2 / 3.500 VA s/d 5.500          | 369  | 1 578 700  | 225 590   | 325 909 888  |
| 13. | R.3 / 6.600 VA keatas I           | 52   | 807 500  | 103 986   | 149 695 737  |
| 14. | B.1 / 450 VA I                    | 107  | 48 150   | 12 570  | 6 032 111  |
| 15. | B.1 / 900 VA I                    | 170  | 153 000  | 148 442   | 81 506 799   |
| 16. | B.1 / 1.300 VA                    | 126  | 163 800  | 35 272  | 34 072 752   |
| 17. | B.1 / 2.200 VA s/d 5.500          | 471  | 1 457 200  | 245 586   | 270 144 600  |
| 18. | B.2 / 6.600 VA s/d 200 k          | 489  | 8 823 400  | 1 252 296   | 1 810 146 663  |
| 19. | B.3 / >200 KVA                    | 2  | 1 110 000  | 156 336   | 183 900 667  |
| 20. | I.1 / 3.500 s/d 14 KVA            | 6  | 67 400   | 7 058   | 7 848 496  |
| 21. | I.2 / >14 KVA s/d 200 KV          | 20   | 1 401 500  | 230 578   | 243 156 984  |
| 22. | I.3 / >200 KVA                    | 14   | 9 540 000  | 1 375 287   | 1 533 282 929  |
| 23. | P.1 / 450 VA                      | 15   | 6 750  | 4 991   | 3 004 825  |
| 24. | P.1 / 900 VA                      | 28   | 25 200   | 6 170   | 4 321 920  |
| 25. | P.1 / 1.300 VA                    | 9  | 11 700   | 4 440   | 4 657 560  |
| 26. | P.1 / 2.200 VA s/d 5.500          | 26   | 94 300   | 16 334  | 17 575 384   |
| 27. | P.1 / 6.600 VA s/d 200 k          | 63   | 1 883 300  | 284 268   | 412 090 930  |
| 28. | P.3                               | 214  | 1 379 355  | 540 743   | 781 211 457  |
| 29. | L                                 | -  | -  | 2 280   | 3 749 513  |
|     | <b>Jumlah/Total</b>               | <b>47 021</b>                                  | <b>62 429 505</b>  | <b>12 204 896</b>   | <b>12 025 748 920</b>                                    |

Sumber : PLN Wilayah II Ranting Kisaran

Source : *State Electricity Company Subsection of Region II Kisaran*

**Tabel**  
**Table** 6.3 **Jumlah Pelanggan Daya Tersambung dan Penjualan Listrik PT. PLN (Persero) Ranting Kisaran Menurut Jenis Tarif Listrik Prabayar, 2021**  
*Number of Customers Connected Capacity and Electricity Sold by State Electricity Company (PLN) of Kisaran Subsection by Type of Prepaid Electricity Tariff, 2021*

|     | Jenis Tarif<br>Type of Fee | Jumlah Pelanggan<br>Number of Customers | Jumlah Daya Tersambung<br>Connected Capacity (VA) | Jumlah KWH Terjual<br>Quantity of Electricity Sold | Nilai Penjualan<br>Value of Electricity Sold (rp) |
|-----|----------------------------|---|---|--|---|
|     | (1)                        | (2)                                     | (3)   | (4)  | (5)   |
| 1.  | S.2 / 450 VA I             | 70                                      | 31 500  | 3 862,76   | 1 254 539   |
| 2.  | S.2 / 900 VA I             | 228                                     | 205 200   | 18 976,06  | 8 632 308   |
| 3.  | S.2 / 1.300 VA             | 169                                     | 219 700   | 29 248,94  | 20 694 663  |
| 4.  | S.2 / 2.200 VA             | 71                                      | 156 200   | 18 696,90  | 14 202 027  |
| 5.  | S.2 / 3.500 VA s/d 200     | 68                                      | 424 600   | 29 169,40  | 26 245 497  |
| 6.  | R.1 / 450 VA I             | 7 652                                   | 3 443 400   | 716 661,40   | 149 179 064                                       |
| 7.  | R.1 / 900 VA I             | 8 074                                   | 7 266 600   | 860 552,73   | 390 127 091                                       |
| 8.  | R.1M / 900 VA I            | 19 155                                  | 17 239 500  | 1 451 560,27                                       | 1 958 210 871                                     |
| 9.  | R.1 / 1.300 VA             | 9 132                                   | 11 871 600  | 850 182,67   | 1 227 103 647                                     |
| 10. | R.1 / 2.200 VA             | 2 096                                   | 4 611 200   | 329 034,72   | 475 047 460                                       |
| 11. | R.2 / 3.500 VA s/d 5.500   | 663                                     | 2 916 100   | 215 002,65   | 310 493 970                                       |
| 12. | R.3 / 6.600 VA keatas I    | 49                                      | 476 300   | 32 487,63  | 46 923 607  |
| 13. | B.1 / 450 VA I             | 88                                      | 39 600  | 5 040,40   | 1 313 220   |
| 14. | B.1 / 900 VA I             | 368                                     | 331 200   | 26 318,71  | 16 570 864  |
| 15. | B.1 / 1.300 VA             | 259                                     | 336 700   | 36 482,83  | 35 203 121  |
| 16. | B.1 / 2.200 VA s/d 5.500   | 408                                     | 1 296 900   | 148 381,28   | 163 157 860                                       |
| 17. | B.2 / 6.600 VA s/d 200 k   | 73                                      | 772 900   | 93 683,10  | 135 328 052                                       |
| 18. | I.1 / 1.300 VA             | 1                                       | 1 300   | 20,90  | 19 417  |
| 19. | P.1 / 450 VA               | 3                                       | 1 350   | 150  | 102 727   |
| 20. | P.1 / 900 VA               | 11                                      | 9 900   | 393,10   | 298 007   |
| 21. | P.1 / 1.300 VA             | 8                                       | 10 400  | 522,80   | 548 181   |
| 22. | P.1 / 2.200 VA s/d 5.500   | 23                                      | 68 400  | 8 139,20   | 8 756 518   |
| 23. | P.1 / 6.600 VA s/d 200 k   | 5                                       | 45 100  | 4 325,46   | 6 248 633   |
| 24. | P.3                        | 1                                       | 3 500   | -  | -   |
| 25. | L                          | 134                                     | 393 800   | 2 186,32   | 3 591 645   |
|     | <b>Jumlah/Total</b>        | <b>48 809</b>                           | <b>52 172 950</b>                                 | <b>4 881 080,23</b>                                | <b>4 999 252 989</b>                              |

Sumber : PLN Wilayah II Ranting Kisaran

Source : State Electricity Company Subsection of Region II Kisaran

**Tabel** 6.4 **Jumlah Pelanggan dan Air yang Disalurkan Menurut Kecamatan di Kabupaten Asahan, 2021**  
**Table** 6.4 **Number of Customers and Distributed Water by Subdistrict in Asahan Regency, 2021**

|               | Kecamatan<br><i>District</i> | Pelanggan<br><i>Number of Customers</i> | Air Disalurkan<br><i>Distributed Water (m<sup>3</sup>)</i> | Nilai<br><i>Value (Rp)</i> |
|---------------|------------------------------|---|--|----------------------------|
|               | (1)                          | (2)                                     | (3)  | (4)                        |
| 1.            | B. P. Mandoge                | 234                                     | 64 457   | 243 298 600                |
| 2.            | Bandar Pulau                 | -                                       | -  | -                          |
| 3.            | Aek Songsongan               | -                                       | -  | -                          |
| 4.            | Rahuning                     | -                                       | -  | -                          |
| 5.            | Pulau Rakyat                 | -                                       | -  | -                          |
| 6.            | Aek Kuasan                   | -                                       | -  | -                          |
| 7.            | Aek Ledong                   | -                                       | -  | -                          |
| 8.            | Sei Kepayang                 | -                                       | -  | -                          |
| 9.            | Sei Kepayang Barat           | 847                                     | 202 323  | 706 357 600                |
| 10.           | Sei Kepayang Timur           | -                                       | -  | -                          |
| 11.           | Tanjung Balai                | -                                       | -  | -                          |
| 12.           | Simpang Empat                | 2 308                                   | 499 487  | 2 132 248 350              |
| 13.           | Teluk Dalam                  | -                                       | -  | -                          |
| 14.           | Air Batu                     | -                                       | -  | -                          |
| 15.           | Sei Dadap                    | 301                                     | 73 404   | 287 698 950                |
| 16.           | Buntu Pane                   | 197                                     | 38 121   | 155 362 700                |
| 17.           | Tinggi Raja                  | -                                       | -  | -                          |
| 18.           | Setia Janji                  | -                                       | -  | -                          |
| 19.           | Meranti                      | 937                                     | 154 904  | 499 933 750                |
| 20.           | Pulo Bandring                | -                                       | -  | -                          |
| 21.           | Rawang Panca Arga            | -                                       | -  | -                          |
| 22.           | Air Joman                    | 1 951                                   | 380 093  | 1 513 897 950              |
| 23.           | Silau Laut                   | 806                                     | 144 354  | 516 014 200                |
| 24.           | Kisaran Barat                | } 13 929                                | 3 287 422  | 15 299 494 376             |
| 25.           | Kisaran Timur                |   |  |                            |
| <b>Asahan</b> |                              | <b>21 510</b>                           | <b>4 844 565</b>   | <b>21 354 306 476</b>      |

Sumber : PDAM Tirta Silau Piasa Kisaran

Source : Water Supply Regional Establishment of Kisaran

**Tabel** 6.5 **Jumlah Tenaga Kerja Perusahaan Daerah Air Minum dan Upah Menurut Kecamatan, 2021**  
**Table** 6.5 **Number of Persons Engaged in Water Supply Establishment and Wage by District, 2021**

|     | Kecamatan<br><i>District</i> | Jumlah Tenaga Kerja<br><i>Persons Engaged</i> |                          |                        | Upah/Gaji<br><i>Wage/Salary</i> |
|-----|------------------------------|---|--------------------------|------------------------|---------------------------------|
|     |                              | Operasional<br><i>Operational</i>             | Lainnya<br><i>Others</i> | Jumlah<br><i>Total</i> |                                 |
|     | (1)                          | (2)   | (3)                      | (4)                    | (5)                             |
| 1.  | B. P. Mandoge                | 2   | -                        | 2                      | 7 794 000                       |
| 2.  | Bandar Pulau                 | -   | -                        | -                      | -                               |
| 3.  | Aek Songsongan               | -   | -                        | -                      | -                               |
| 4.  | Rahuning                     | -   | -                        | -                      | -                               |
| 5.  | Pulau Rakyat                 | -   | -                        | -                      | -                               |
| 6.  | Aek Kuasan                   | -   | -                        | -                      | -                               |
| 7.  | Aek Ledong                   | -   | -                        | -                      | -                               |
| 8.  | Sei Kepayang                 | 5   | -                        | 5                      | 14 336 300                      |
| 9.  | Sei Kepayang Barat           | -   | -                        | -                      | -                               |
| 10. | Sei Kepayang Timur           | -   | -                        | -                      | -                               |
| 11. | Tanjung Balai                | 5   | -                        | 5                      | 17 132 500                      |
| 12. | Simpang Empat                | 8   | -                        | 8                      | 27 431 300                      |
| 13. | Teluk Dalam                  | -   | -                        | -                      | -                               |
| 14. | Air Batu                     | -   | -                        | -                      | -                               |
| 15. | Sei Dadap                    | 4   | -                        | 4                      | 12 443 200                      |
| 16. | Buntu Pane                   | 3   | -                        | 3                      | 12 122 200                      |
| 17. | Tinggi Raja                  | -   | -                        | -                      | -                               |
| 18. | Setia Janji                  | -   | -                        | -                      | -                               |
| 19. | Meranti                      | 5   | -                        | 5                      | 17 746 800                      |
| 20. | Pulo Bandring                | -   | -                        | -                      | -                               |
| 21. | Rawang Panca Arga            | -   | -                        | -                      | -                               |
| 22. | Air Joman                    | 8   | -                        | 8                      | 25 984 600                      |
| 23. | Silau Laut                   | 5   | -                        | 5                      | 14 278 500                      |
| 24. | Kisaran Barat                | 42  | 66                       | 108                    | 367 502 200                     |
| 25. | Kisaran Timur                |   |                          |                        |                                 |
|     | <b>Asahan</b>                | <b>87</b>                                     | <b>66</b>                | <b>153</b>             | <b>516 771 600</b>              |

Sumber : PDAM Tirta Silau Piasa Kisaran

Source : Water Supply Regional Establishment of Kisaran

**Tabel** 6.6 **Jumlah Air Bersih Disalurkan Menurut Jenis Konsumen dan Kecamatan (m<sup>3</sup>), 2021**  
**Table** 6.6 **Quantity of Sanitary Water Distributed by Type of Costumer and District (m<sup>3</sup>), 2021**

|     | Kecamatan<br><i>District</i> | Jenis Konsumen<br><i>Type of Costumer</i> |                       |   |
|-----|------------------------------|---|-----------------------|---|
|     |                              | Rumah<br>Tangga<br><i>Household</i>       | Hotel<br><i>Hotel</i> | Badan Sosial, RS<br>Sosial, dan Tempat<br>Ibadah/Umum<br><i>Institution, Hospital, and Place<br/>of Worship/ Public</i> |
|     | (1)                          | (2)                                       | (3)                   | (4)   |
| 1.  | B. P. Mandoge                | 61 371                                    | -                     | 705   |
| 2.  | Bandar Pulau                 | -   | -                     | -   |
| 3.  | Aek Songsongan               | -   | -                     | -   |
| 4.  | Rahuning                     | -   | -                     | -   |
| 5.  | Pulau Rakyat                 | -   | -                     | -   |
| 6.  | Aek Kuasan                   | -   | -                     | -   |
| 7.  | Aek Ledong                   | -   | -                     | -   |
| 8.  | Sei Kepayang                 | -   | -                     | -   |
| 9.  | Sei Kepayang Barat           | 195 878                                   | -                     | 3 894   |
| 10. | Sei Kepayang Timur           | -   | -                     | -   |
| 11. | Tanjung Balai                | -   | -                     | -   |
| 12. | Simpang Empat                | 459 538                                   | -                     | 17 430  |
| 13. | Teluk Dalam                  | -   | -                     | -   |
| 14. | Air Batu                     | -   | -                     | -   |
| 15. | Sei Dadap                    | 67 552                                    | -                     | 1 667   |
| 16. | Buntu Pane                   | 37 491                                    | -                     | -   |
| 17. | Tinggi Raja                  | -   | -                     | -   |
| 18. | Setia Janji                  | -   | -                     | -   |
| 19. | Meranti                      | 152 019                                   | -                     | 1 239   |
| 20. | Pulo Bandring                | -   | -                     | -   |
| 21. | Rawang Panca Arga            | -   | -                     | -   |
| 22. | Air Joman                    | 362 077                                   | -                     | 6 575   |
| 23. | Silau Laut                   | 138 956                                   | -                     | 3 429   |
| 24. | Kisaran Barat                | 2 767 182                                 | -                     | 6 911   |
| 25. | Kisaran Timur                |   |                       |   |
|     | <b>Asahan</b>                | <b>4 242 064</b>                          | <b>-</b>              | <b>41 850</b>   |



Lanjutan Tabel/Continued Table 6.6

|               | Kecamatan<br><i>District</i> | Jenis Konsumen<br><i>Type of Costumer</i> |                             |   | Jumlah<br><i>Total</i> |
|---------------|------------------------------|---|-----------------------------|---|------------------------|
|               |                              | Niaga<br><i>Commerce</i>                  | Industri<br><i>Industry</i> | Instansi<br>Pemerintah<br><i>Government<br/>Institution</i> |                        |
|               | (1)                          | (6)                                       | (7)                         | (8)   | (9)                    |
| 1.            | B. P. Mandoge                | 10  | -                           | 2 371   | 64 457                 |
| 2.            | Bandar Pulau                 | -   | -                           | -   | -                      |
| 3.            | Aek Songsongan               | -   | -                           | -   | -                      |
| 4.            | Rahuning                     | -   | -                           | -   | -                      |
| 5.            | Pulau Rakyat                 | -   | -                           | -   | -                      |
| 6.            | Aek Kuasan                   | -   | -                           | -   | -                      |
| 7.            | Aek Ledong                   | -   | -                           | -   | -                      |
| 8.            | Sei Kepayang                 | -   | -                           | -   | -                      |
| 9.            | Sei Kepayang Barat           | 940                                       | -                           | 1 608   | 202 323                |
| 10.           | Sei Kepayang Timur           | -   | -                           | -   | -                      |
| 11.           | Tanjung Balai                | -   | -                           | -   | -                      |
| 12.           | Simpang Empat                | 16 457                                    | -                           | 6 057   | 499 487                |
| 13.           | Teluk Dalam                  | -   | -                           | -   | -                      |
| 14.           | Air Batu                     | -   | -                           | -   | -                      |
| 15.           | Sei Dadap                    | -   | -                           | 1 093   | 73 404                 |
| 16.           | Buntu Pane                   | 181                                       | -                           | 449   | 38 121                 |
| 17.           | Tinggi Raja                  | -   | -                           | -   | -                      |
| 18.           | Setia Janji                  | -   | -                           | -   | -                      |
| 19.           | Meranti                      | -   | -                           | 1 705   | 154 904                |
| 20.           | Pulo Bandring                | -   | -                           | -   | -                      |
| 21.           | Rawang Panca Arga            | -   | -                           | -   | -                      |
| 22.           | Air Joman                    | 8 361                                     | -                           | 3 126   | 380 093                |
| 23.           | Silau Laut                   | 115                                       | -                           | 1 861   | 144 354                |
| 24.           | Kisaran Barat                | 232 658                                   | 635                         | 174 240   | 3 287 422              |
| 25.           | Kisaran Timur }<br>}         |   |                             |   |                        |
| <b>Asahan</b> |                              | <b>258 722</b>                            | <b>635</b>                  | <b>192 510</b>  | <b>4 844 565</b>       |

Sumber : PDAM Tirta Silau Piasa Kisaran

Source : Water Supply Regional Establishment of Kisaran

**Tabel 6.7** Nilai Air Bersih Disalurkan Menurut Jenis Konsumen dan Kecamatan (Rp), 2021  
*Value of Sanitary Water Distributed by Type of Costumer and District (Rp), 2021*

|     | Kecamatan<br><i>District</i> | Jenis Konsumen<br><i>Type of Costumer</i> |                       |  |
|-----|------------------------------|---|-----------------------|--|
|     |                              | Rumah<br>Tangga<br><i>Household</i>       | Hotel<br><i>Hotel</i> | Badan Sosial, RS Sosial, dan<br>Tempat Ibadah/Umum<br><i>Institution, Hospital, and<br/>Place of Worship/ public</i> |
|     | (1)                          | (2)                                       | (3)                   | (4)  |
| 1.  | B. P. Mandoge                | 22 634 250                                | -                     | 1 883 700  |
| 2.  | Bandar Pulau                 | -   | -                     | -  |
| 3.  | Aek Songsongan               | -   | -                     | -  |
| 4.  | Rahuning                     | -   | -                     | -  |
| 5.  | Pulau Rakyat                 | -   | -                     | -  |
| 6.  | Aek Kuasan                   | -   | -                     | -  |
| 7.  | Aek Ledong                   | -   | -                     | -  |
| 8.  | Sei Kepyang                  | -   | -                     | -  |
| 9.  | Sei Kepyang Barat            | 76 086 750                                | -                     | 9 771 550  |
| 10. | Sei Kepyang Timur            | -   | -                     | -  |
| 11. | Tanjung Balai                | -   | -                     | -  |
| 12. | Simpang Empat                | 90 094 000                                | -                     | 53 010 400   |
| 13. | Teluk Dalam                  | -   | -                     | -  |
| 14. | Air Batu                     | -   | -                     | -  |
| 15. | Sei Dadap                    | 68 579 050                                | -                     | 5 016 200  |
| 16. | Buntu Pane                   | 51 474 550                                | -                     | -  |
| 17. | Tinggi Raja                  | -   | -                     | -  |
| 18. | Setia Janji                  | -   | -                     | -  |
| 19. | Meranti                      | 86 333 850                                | -                     | 2 703 650  |
| 20. | Pulo Bandring                | -   | -                     | -  |
| 21. | Rawang Panca Arga            | -   | -                     | -  |
| 22. | Air Joman                    | 05 467 900                                | -                     | 17 882 500   |
| 23. | Silau Laut                   | 93 954 900                                | -                     | 10 638 650   |
| 24. | Kisaran Barat                | 52 572 900                                | -                     | 12 471 006   |
| 25. | Kisaran Timur                |   |                       |  |
|     | <b>Asahan</b>                | <b>16 847 198</b>                         | -                     | <b>113 377 656</b>   |
|     |                              | <b>150</b>                                |                       |  |

Lanjutan Tabel/Continued Table 6.7

| Kecamatan<br>District  | Jenis Konsumen<br>Type of Costumer |                      |   | Jumlah<br>Total       |
|------------------------|------------------------------------|----------------------|---|-----------------------|
|                        | Niaga<br>Commer<br>ce              | Industri<br>Industry | Instansi<br>Pemerintah<br>Government<br>Institution |                       |
| (1)                    | (6)                                | (7)                  | (8)   | (9)                   |
| 1. B. P. Mandoge       | 828 000                            | -                    | 17 952 650  | 243 298 600           |
| 2. Bandar Pulau        | -                                  | -                    | -   | -                     |
| 3. Aek Songsongan      | -                                  | -                    | -   | -                     |
| 4. Rahuning            | -                                  | -                    | -   | -                     |
| 5. Pulau Rakyat        | -                                  | -                    | -   | -                     |
| 6. Aek Kuasan          | -                                  | -                    | -   | -                     |
| 7. Aek Ledong          | -                                  | -                    | -   | -                     |
| 8. Sei Kepayang        | -                                  | -                    | -   | -                     |
| 9. Sei Kepayang Barat  | 11 711 600                         | -                    | 8 595 100   | 706 165 000           |
| 10. Sei Kepayang Timur | -                                  | -                    | -   | -                     |
| 11. Tanjung Balai      | -                                  | -                    | -   | -                     |
| 12. Simpang Empat      | 43 418 800                         | -                    | 45 725 150  | 2 132 248 350         |
| 13. Teluk Dalam        | -                                  | -                    | -   | -                     |
| 14. Air Batu           | -                                  | -                    | -   | -                     |
| 15. Sei Dadap          | -                                  | -                    | 8 316 800   | 281 912 050           |
| 16. Buntu Pane         | 1 319 050                          | -                    | 2 569 100   | 155 362 700           |
| 17. Tinggi Raja        | -                                  | -                    | -   | -                     |
| 18. Setia Janji        | -                                  | -                    | -   | -                     |
| 19. Meranti            | -                                  | -                    | 10 896 250  | 499 933 750           |
| 20. Pulo Bandring      | -                                  | -                    | -   | -                     |
| 21. Rawang Panca Arga  | -                                  | -                    | -   | -                     |
| 22. Air Joman          | 70 613 450                         | -                    | 19 934 100  | 1 513 897 950         |
| 23. Silau Laut         | 828 000                            | -                    | -   | -                     |
| 24. Kisaran Barat      | 2 193 085<br>650                   | 10 022 250           | 1 509 507 250                                       | 14 977 659 056        |
| 25. Kisaran Timur      |                                    |                      |   |                       |
| <b>Asahan</b>          | <b>21 804 550</b>                  | <b>10 022 250</b>    | <b>1 623 496 400</b>                                | <b>20 510 477 456</b> |

Sumber : PDAM Tirta Silau Piasa Kisaran

Source : Water Supply Regional Establishment of Kisaran

**Tabel**  
**Table** 6.8 Jumlah Pelanggan Air Bersih Menurut Jenis Konsumen dan Kecamatan, 2021  
*The Number of Taps by Type of Costumer and District, 2021*

|     | Kecamatan<br><i>District</i> | Jenis Konsumen<br><i>Type of Costumer</i> |   |   |
|-----|------------------------------|---|---|---|
|     |                              | Rumah<br>Tangga<br><i>House-<br/>hold</i> | Hidran<br>Umum<br><i>Public<br/>Hydrant</i> | Badan Sosial, RS Sosial,<br>dan Tempat<br>Ibadah/Umum<br><i>Institution, Hospital,<br/>and Place of Worship/<br/>public</i> |
|     | (1)                          | (2)                                       | (3)   | (4)   |
| 1.  | B. P. Mandoge                | 226                                       | -   | 3   |
| 2.  | Bandar Pulau                 | -   | -   | -   |
| 3.  | Aek Songsongan               | -   | -   | -   |
| 4.  | Rahuning                     | -   | -   | -   |
| 5.  | Pulau Rakyat                 | -   | -   | -   |
| 6.  | Aek Kuasan                   | -   | -   | -   |
| 7.  | Aek Ledong                   | -   | -   | -   |
| 8.  | Sei Kepayang                 | -   | -   | -   |
| 9.  | Sei Kepayang Barat           | 819                                       | 1   | 13  |
| 10. | Sei Kepayang Timur           | -   | -   | -   |
| 11. | Tanjung Balai                | -   | -   | -   |
| 12. | Simpang Empat                | 2 225                                     | -   | 35  |
| 13. | Teluk Dalam                  | -   | -   | -   |
| 14. | Air Batu                     | -   | -   | -   |
| 15. | Sei Dadap                    | 290                                       | 3   | 3   |
| 16. | Buntu Pane                   | 193                                       | -   | -   |
| 17. | Tinggi Raja                  | -   | -   | -   |
| 18. | Setia Janji                  | -   | -   | -   |
| 19. | Meranti                      | 921                                       | -   | 8   |
| 20. | Pulo Bandring                | -   | -   | -   |
| 21. | Rawang Panca Arga            | -   | -   | -   |
| 22. | Air Joman                    | 1 877                                     | -   | 22  |
| 23. | Silau Laut                   | 781                                       | -   | 15  |
| 24. | Kisaran Barat                | 12 722                                    | 2   | 104   |
| 25. | Kisaran Timur                |   |   |   |
|     | <b>Asahan</b>                | <b>20 054</b>                             | <b>6</b>                                    | <b>203</b>  |

Lanjutan Tabel/Continued Table 6.8

| Kecamatan<br><i>District</i> | Jenis Konsumen<br><i>Type of Costumer</i> |                             |   | Jumlah<br><i>Total</i> |
|------------------------------|---|-----------------------------|---|------------------------|
|                              | Niaga<br><i>Commerce</i>                  | Industri<br><i>Industry</i> | Instansi<br>Pemerintah<br><i>Government<br/>Institution</i> |                        |
| (1)                          | (6)                                       | (7)                         | (8)   | (9)                    |
| 1. B. P. Mandoge             | 1   | -                           | 3   | 233                    |
| 2. Bandar Pulau              | -   | -                           | -   | -                      |
| 3. Aek Songsongan            | -   | -                           | -   | -                      |
| 4. Rahuning                  | -   | -                           | -   | -                      |
| 5. Pulau Rakyat              | -   | -                           | -   | -                      |
| 6. Aek Kuasan                | -   | -                           | -   | -                      |
| 7. Aek Ledong                | -   | -                           | -   | -                      |
| 8. Sei Kepayang              | -   | -                           | -   | -                      |
| 9. Sei Kepayang Barat        | 2   | -                           | 12  | 847                    |
| 10. Sei Kepayang Timur       | -   | -                           | -   | -                      |
| 11. Tanjung Balai            | -   | -                           | -   | -                      |
| 12. Simpang Empat            | 36  | -                           | 12  | 2 308                  |
| 13. Teluk Dalam              | -   | -                           | -   | -                      |
| 14. Air Batu                 | -   | -                           | -   | -                      |
| 15. Sei Dadap                | -   | -                           | 5   | 301                    |
| 16. Buntu Pane               | 1   | -                           | 3   | 197                    |
| 17. Tinggi Raja              | -   | -                           | -   | -                      |
| 18. Setia Janji              | -   | -                           | -   | -                      |
| 19. Meranti & Desa Gajah     | -   | -                           | 8   | 937                    |
| 20. Pulo Bandring            | -   | -                           | -   | -                      |
| 21. Rawang Panca Arga        | -   | -                           | -   | -                      |
| 22. Air Joman                | 39  | -                           | 13  | 1 951                  |
| 23. Silau Laut               | 1   | -                           | 9   | 806                    |
| 24. Kisaran Barat            | 819                                       | -                           | 282   | 13 929                 |
| 25. Kisaran Timur            |   |                             |   |                        |
| <b>Asahan</b>                | <b>899</b>                                | <b>-</b>                    | <b>347</b>  | <b>21 509</b>          |

Sumber : PDAM Tirta Silau Piasa Kisaran

Source : Water Supply Regional Establishment of Kisaran

**Tabel** 6.9 **Banyaknya Pelanggan PDAM Menurut Jenis Konsumen di Kabupaten Asahan, 2017 - 2021**  
**The Number of Taps by Type of Consumer Customers in Asahan Regency, 2017 - 2021**

| Jenis Konsumen<br><i>Type of Constomer</i>          | Tahun<br><i>Year</i> |               |               |               |               |
|---|----------------------|---------------|---------------|---------------|---------------|
|   | 2017                 | 2018          | 2019          | 2020          | 2021          |
| (1)   | (2)                  | (3)           | (4)           | (5)           | (6)           |
| Sosial/ <i>Social</i> :                             |                      |               |               |               |               |
| • Tempat Ibadah/Umum                                | 153                  | 171           | 185           | 7             | } 203         |
| • Badan Sosial dan RS                               | 16                   | 6             | 5             | 189           |               |
| Non Niaga/ <i>Non commercial</i>                    |                      |               |               |               |               |
| • Rumah Tangga/ <i>Household</i>                    | 15 385               | 17 061        | 18 294        | 19 115        | 20 054        |
| • Instansi Pemerintah/ <i>Government Department</i> | 329                  | 333           | 339           | 341           | 347           |
| Niaga/ <i>Commerce</i>                              | 934                  | 927           | 919           | 898           | 899           |
| Industri/ <i>Industry</i>                           | 2                    | 2             | 1             | 1             | -             |
| Hidran Umum/ <i>Public Hydrant</i>                  | -                    | 12            | 10            | -             | 6             |
| <b>Jumlah/<i>Total</i></b>                          | <b>16 819</b>        | <b>18 512</b> | <b>19 753</b> | <b>20 551</b> | <b>21 509</b> |

Sumber : PDAM Tirta Silau Piasa Kisaran

Source : *Water Supply Regional Establishment of Kisaran*

**Tabel** 6.10 **Banyaknya Air Minum yang Disalurkan Menurut Jenis Konsumen di Kabupaten Asahan, 2017 - 2021**  
**Table** 6.10 **Number of Drinking Water Disbursed by Type of Customers in Asahan Regency, 2017 - 2021**

| Kecamatan<br><i>District</i>                        | Tahun<br><i>Year</i> |                  |                |                  |                  |
|---|----------------------|------------------|----------------|------------------|------------------|
|   | 2017                 | 2018             | 2019           | 2020             | 2021             |
| (1)   | (2)                  | (3)              | (4)            | (5)              | (6)              |
| Sosial/ <i>Social</i> :                             |                      |                  |                |                  |                  |
| • Tempat Ibadah/Umum                                | 76 355               | 18 561           | 8 386          | 56 919           | } 104 050        |
| • Badan Sosial dan RS                               | 130 194              | 72 473           | 408            | 95 156           |                  |
| Non Niaga/ <i>Non commercial</i>                    |                      |                  |                |                  |                  |
| • Rumah Tangga/ <i>Household</i>                    | 3 049 786            | 3 362 444        | 3 09 594       | 3 322 167        | 4 242 064        |
| • Instansi Pemerintah/ <i>Government Department</i> | 17 618               | 13 765           | 15 929         | 179 845          | 192 518          |
| Niaga/ <i>Commerce</i>                              | 234 223              | 235 853          | 20 404         | 211 902          | 258 029          |
| Industri/ <i>Industry</i>                           | 720                  | 764              | 65             | 936              | 635              |
| Khusus/ <i>Special</i>                              | -                    | -                | 3 173          | -                | -                |
| <b>Jumlah/<i>Total</i></b>                          | <b>3 508 896</b>     | <b>3 703 860</b> | <b>357 959</b> | <b>3 866 925</b> | <b>4 797 296</b> |

Sumber : PDAM Tirta Silau Piasa Kisaran

Source : *Water Supply Regional Establishment of Kisaran*

**Tabel** 6.11 **Jumlah Bahan Kimia yang Dipakai Perusahaan Daerah Air Minum Menurut Kecamatan (kg), 2021**  
**Table** 6.11 **Quantity of Chemical Used by Water Supply Regional Establishment by District (kg), 2021**

| Kecamatan<br><i>District</i> |                          | Aluminium<br>Sulfat<br><i>Aluminium<br/>Sulfate</i> | Soda<br>Ash | Kaporit<br><i>Caporit</i> | Chlorine<br><i>Chlorine</i> |
|------------------------------|--------------------------|---|-------------|---------------------------|-----------------------------|
| (1)                          |                          | (2)   | (3)         | (4)                       | (5)                         |
| 1.                           | B. P. Mandoge            | -   | -           | -                         | -                           |
| 2.                           | Bandar Pulau             | -   | -           | -                         | -                           |
| 3.                           | Aek Songsongan           | -   | -           | -                         | -                           |
| 4.                           | Rahuning                 | -   | -           | -                         | -                           |
| 5.                           | Pulau Rakyat             | -   | -           | -                         | -                           |
| 6.                           | Aek Kuasan               | -   | -           | -                         | -                           |
| 7.                           | Aek Ledong               | -   | -           | -                         | -                           |
| 8.                           | Sei Kepayang             | -   | -           | -                         | -                           |
| 9.                           | Sei Kepayang Barat       | 36 000  | -           | 180                       | -                           |
| 10.                          | Sei Kepayang Timur       | -   | -           | -                         | -                           |
| 11.                          | Tanjung Balai            | -   | -           | -                         | -                           |
| 12.                          | Simpang Empat            | -   | -           | -                         | -                           |
| 13.                          | Teluk Dalam              | -   | -           | -                         | -                           |
| 14.                          | Air Batu                 | -   | -           | -                         | -                           |
| 15.                          | Sei Dadap (Sei Kamah II) | -   | -           | -                         | -                           |
| 16.                          | Buntu Pane               | 4 000   | -           | -                         | -                           |
| 17.                          | Tinggi Raja              | -   | -           | -                         | -                           |
| 18.                          | Setia Janji              | -   | -           | -                         | -                           |
| 19.                          | Meranti                  | -   | -           | -                         | -                           |
| 20.                          | Pulo Bandring            | -   | -           | -                         | -                           |
| 21.                          | Rawang Panca Arga        | -   | -           | -                         | -                           |
| 22.                          | Air Joman                | -   | -           | -                         | -                           |
| 23.                          | Silau Laut               | -   | -           | -                         | -                           |
| 24.                          | Kisaran Barat            | 169 464   | 150         | 3 420                     | 40 352                      |
| 25.                          | Kisaran Timur            |   |             |                           |                             |
| <b>Asahan</b>                |                          | <b>209 464</b>                                      | <b>150</b>  | <b>3 420</b>              | <b>40 352</b>               |

Sumber : PDAM Tirta Silau Piasa Kisaran

Source : Water Supply Regional Establishment of Kisaran



**Tabel** 6.12 **Jumlah Perusahaan Industri Besar dan Sedang Menurut Klasifikasi Baku Lapangan Usaha Indonesia, 2021**  
**Table** 6.12 **Number of Large/Medium Manufacturing Establishments by Industrial Code, 2021**

|     | <b>KBLI</b><br><b>Industrial Code</b>   | <b>Besar</b><br><b>Large</b> | <b>Sedang</b><br><b>Medium</b> | <b>Jumlah</b><br><b>Total</b> |
|-----|---|------------------------------|--------------------------------|-------------------------------|
|     | (1)   | (2)                          | (3)                            | (4)                           |
| 1.  | Industri Makanan dan Minuman  | 59                           | 18                             | 77                            |
| 2.  | Industri Pengolahan Tembakau  | -                            | -                              | -                             |
| 3.  | Industri Tekstil  | -                            | -                              | -                             |
| 4.  | Industri Pakaian Jadi   | -                            | -                              | -                             |
| 5.  | Industri Kulit dan Barang dari Kulit  | -                            | -                              | -                             |
|     | Industri Kayu, Barang-barang dari Kayu (Tidak Termasuk Furniture) dan Barang-barang Anyaman | -                            | 4                              | 4                             |
| 6.  | Industri Kertas dan Barang dari Kertas  | -                            | -                              | -                             |
| 7.  | Industri Penerbitan, Percetakan dan Reproduksi Media Rekaman                                | -                            | -                              | -                             |
| 8.  | Industri Batu Bara, Pengilangan Minyak Bumi dll   | -                            | -                              | -                             |
| 9.  | Industri Kimia dan Barang-barang Kimia, Sabun   | 1                            | 1                              | 2                             |
| 10. | Industri Karet dan Barang-barang dari Karet, Perlengkapan RT                                | 2                            | 4                              | 6                             |
| 11. | Industri Barang Galian Bukan Logam  | -                            | 1                              | 1                             |
| 12. | Industri Logam Dasar  | -                            | -                              | -                             |
| 13. | Industri Barang-barang dari Logam Kecuali Mesin dan Peralatannya                            | -                            | -                              | -                             |
| 14. | Industri Mesin dan Peralatan Ktr, Akutansi & Olah Data, Konstruksi                          | -                            | -                              | -                             |
| 15. | Industri Mesin Listrik dan Lainnya  | -                            | -                              | -                             |
| 16. | Industri Radio, Televisi dan Peralatan komunikasi   | -                            | -                              | -                             |
| 17. | Industri Peralatan Kedokteran, alat2 Ukur dll   | -                            | -                              | -                             |
| 18. | Industri Kendaraan Bermotor Roda 4 atau lebih   | -                            | -                              | -                             |
| 19. | Industri Pengolahan Lainnya   | -                            | -                              | -                             |
| 20. | Reparasi dan Pemasangan Mesin dan Peralatan   | -                            | -                              | -                             |
|     | <b>Jumlah/Total</b>   | <b>62</b>                    | <b>28</b>                      | <b>90</b>                     |

Sumber : Badan Pusat Statistik Kabupaten Asahan

Source : BPS-Statistics of Asahan Regency

**Tabel** 6.13 **Jumlah Perusahaan Industri Besar/Sedang Menurut Kecamatan, 2017 - 2021**  
**Table** 6.13 **Number of Large/Medium Manufacturing Establishments by District, 2017 - 2021**

|     | Kecamatan<br><i>District</i> | Tahun<br><i>Year</i> |           |           |           |           |
|-----|------------------------------|----------------------|-----------|-----------|-----------|-----------|
|     |                              | 2017                 | 2018      | 2019      | 2020      | 2021      |
|     | (1)                          | (2)                  | (3)       | (4)       | (5)       | (6)       |
| 1.  | B. P. Mandoge                | 3                    | 3         | 3         | 3         | 3         |
| 2.  | Bandar Pulau                 | 1                    | 1         | 1         | 1         | 1         |
| 3.  | Aek Songsongan               | -                    | -         | -         | -         | -         |
| 4.  | Rahuning                     | 4                    | 3         | 3         | 3         | 4         |
| 5.  | Pulau Rakyat                 | 2                    | 2         | 1         | 2         | 2         |
| 6.  | Aek Kuasan                   | 1                    | 1         | 1         | 1         | 1         |
| 7.  | Aek Ledong                   | -                    | -         | -         | -         | -         |
| 8.  | Sei Kepayang                 | -                    | -         | 1         | 1         | 1         |
| 9.  | Sei Kepayang Barat           | 3                    | 1         | 1         | 1         | -         |
| 10. | Sei Kepayang Timur           | 1                    | 1         | 1         | 1         | 1         |
| 11. | Tanjung Balai                | 9                    | 8         | 9         | 7         | 6         |
| 12. | Simpang Empat                | 4                    | 4         | 4         | 4         | 4         |
| 13. | Teluk Dalam                  | 3                    | 3         | 3         | 3         | 3         |
| 14. | Air Batu                     | 8                    | 8         | 7         | 7         | 7         |
| 15. | Sei Dadap                    | 1                    | 1         | -         | -         | -         |
| 16. | Buntu Pane                   | 3                    | 3         | 3         | 2         | 2         |
| 17. | Tinggi Raja                  | -                    | -         | -         | -         | -         |
| 18. | Setia Janji                  | 1                    | 1         | 1         | 1         | 1         |
| 19. | Meranti                      | -                    | -         | -         | -         | -         |
| 20. | Pulo Bandring                | -                    | -         | -         | -         | -         |
| 21. | Rawang Panca Arga            | -                    | -         | -         | -         | -         |
| 22. | Air Joman                    | 7                    | 6         | 13        | 10        | 10        |
| 23. | Silau Laut                   | 29                   | 24        | 23        | 26        | 26        |
| 24. | Kisaran Barat                | 6                    | 4         | 4         | 4         | 4         |
| 25. | Kisaran Timur                | 17                   | 15        | 14        | 14        | 14        |
|     | <b>Asahan</b>                | <b>103</b>           | <b>89</b> | <b>93</b> | <b>91</b> | <b>90</b> |

Sumber : Badan Pusat Statistik Kabupaten Asahan

Source : BPS-Statistics of Asahan Regency

**Tabel** 6.14 **Jumlah Tenaga Kerja Industri Besar dan Sedang Menurut Klasifikasi Baku Lapangan Usaha Indonesia, 2021**  
**Table** 6.14 **Number of Large/Medium Manufacturing Establishments by Industrial Code, 2021**

|     | <b>KBLI</b><br><b>Industrial Code</b>   | <b>Besar</b><br><b>Large</b> | <b>Sedang</b><br><b>Medium</b> | <b>Jumlah</b><br><b>Total</b> |
|-----|---|------------------------------|--------------------------------|-------------------------------|
|     | (1)   | (2)                          | (3)                            | (4)                           |
| 1.  | Industri Makanan dan Minuman  | 4 851                        | 2 525                          | 7 376                         |
| 2.  | Industri Pengolahan Tembakau  | -                            | -                              | -                             |
| 3.  | Industri Tekstil  | -                            | -                              | -                             |
| 4.  | Industri Pakaian Jadi   | -                            | -                              | -                             |
| 5.  | Industri Kulit dan Barang dari Kulit  | -                            | -                              | -                             |
|     | Industri Kayu, Barang-barang dari Kayu (Tidak Termasuk Furniture) dan Barang-barang Anyaman | -                            | 219                            | 219                           |
| 6.  | Industri Kertas dan Barang dari Kertas  | -                            | -                              | -                             |
| 7.  | Industri Penerbitan, Percetakan dan Reproduksi Media Rekaman                                | -                            | -                              | -                             |
| 8.  | Industri Batu Bara, Pengilangan Minyak Bumi dll   | -                            | -                              | -                             |
| 9.  | Industri Kimia dan Barang-barang Kimia, Sabun   | 305                          | 32                             | 337                           |
| 10. | Industri Karet dan Barang-barang dari Karet, Perlengkapan RT                                | 485                          | 300                            | 785                           |
| 11. | Industri Barang Galian Bukan Logam  | -                            | 56                             | 56                            |
| 12. | Industri Logam Dasar  | -                            | -                              | -                             |
| 13. | Industri Barang-barang dari Logam Kecuali Mesin dan Peralatannya                            | -                            | -                              | -                             |
| 14. | Industri Mesin dan Peralatan Ktr, Akutansi & Olah Data, Konstruksi                          | -                            | -                              | -                             |
| 15. | Industri Mesin Listrik dan Lainnya  | -                            | -                              | -                             |
| 16. | Industri Radio, Televisi dan Peralatan komunikasi   | -                            | -                              | -                             |
| 17. | Industri Peralatan Kedokteran, alat2 Ukur dll   | -                            | -                              | -                             |
| 18. | Industri Kendaraan Bermotor Roda 4 atau lebih   | -                            | -                              | -                             |
| 19. | Industri Pengolahan Lainnya   | -                            | -                              | -                             |
| 20. | Reparasi dan Pemasangan Mesin dan Peralatan   | -                            | -                              | -                             |
|     | <b>Jumlah/Total</b>   | <b>5 641</b>                 | <b>3 132</b>                   | <b>8 773</b>                  |

Sumber : Badan Pusat Statistik Kabupaten Asahan

Source : BPS-Statistics of Asahan Regency

## Jumlah Rumah Makan Menurut Kecamatan (unit) Number of Restaurants by Subdistrict (unit) 2021

73 Kisaran Barat

6 Aek Ledong

17 Air Batu

7 Kisaran Timur

10 Air Joman

17 Kecamatan lainnya  
another subdistrict





## PENJELASAN TEKNIS

## TECHNICAL NOTES

1. **Hotel** adalah penyediaan akomodasi secara harian berupa kamar-kamar di dalam satu bangunan yang dapat dilengkapi dengan jasa pelayanan makan dan minum, kegiatan hiburan dan atau fasilitas lainnya. Hotel terdiri dari hotel berbintang dan hotel non- bintang.
  2. **Hotel bintang** adalah usaha penyediaan jasa pelayanan penginapan, makan minum serta jasa lainnya bagi umum dengan menggunakan sebagian atau seluruh bangunan. Usaha ini dikelola secara komersial serta memenuhi ketentuan persyaratan sebagai hotel bintang (termasuk berlian) yang ditetapkan dalam surat keputusan instansi yang membinanya. Misalnya hotel bintang lima, hotel bintang empat dan seterusnya.
  3. **Tingkat penghunian kamar hotel** adalah persentase banyaknya malam kamar yang dihuni terhadap banyaknya malam kamar yang tersedia.
  4. **Rata-rata lamanya tamu menginap** adalah banyaknya malam tempat tidur yang terpakai (malam tamu) dengan banyaknya tamu yang menginap di hotel atau akomodasi lainnya.
1. **Hotel** is a daily supply of accommodation rooms within a building which can be equipped with eating and drinking services, entertainment activities and/or other facilities. Hotel consists of a classified hotel and a non-classified hotel.
  2. **A star hotel** is the business of providing an accommodation, eating and drinking as well as other services for the public by using a building or a part of a building. It is managed commercially and meets specified requirements as a star hotel (including diamonds) set forth in the decree of fostering agency. For example, five star hotel, four star hotel, and so on.
  3. **Room occupancy rate** is the number of room-nights occupied divided by the number of room-nights available, multiplied by 100 percent.
  4. **Average length of stay** is the number of bed-nights used (guest night) divided by the number of guests coming to spend the night at the accommodation.

**ULASAN****DESCRIPTION**

Pada Tahun 2021 di Kabupaten Asahan terdapat 130 unit rumah makan/ restoran, hal ini menunjukkan peningkatan jumlah unit rumah makan yang sangat signifikan yaitu sebesar 62,5 persen dari tahun sebelumnya. Kecamatan yang paling banyak memiliki rumah makan yaitu Kecamatan Kisaran Barat dengan jumlah 73 unit.

*In 2021 in Asahan Regency there were 130 restaurants, it shows significant increase of restaurant about 62,5 percent from previous year. The districts with the largest restaurants is Kisaran Barat with a total of 73 units.*

Banyaknya hotel/ akomodasi lainnya di Kabupaten Asahan tahun 2021 tercatat sebanyak 27 unit, dengan jumlah kamar sebanyak 871 buah dan jumlah tempat tidur 1.344 buah.

*The number of hotel/ other accommodation in Asahan Regency at the end 2021 were 27 units, with total number of rooms were 871 units and number of beds were 1.344 units.*

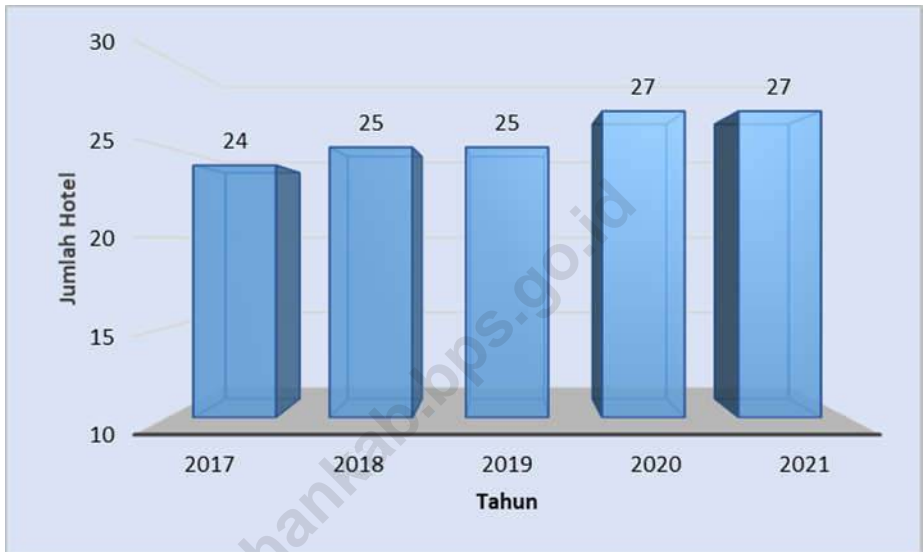
Jika dilihat dari persebaran hotel dan akomodasi lainnya pada setiap kecamatan di Kabupaten Asahan, Kecamatan Kisaran Barat merupakan kecamatan dengan keberadaan hotel yang terbesar yaitu 13 hotel, kemudian menyusul kecamatan Kisaran Timur 7 hotel.

*If seen from the distribution of hotels and other accommodations in each district in Asahan Regency, Kisaran Barat District is a district with the largest hotel presence, which is 13 hotels, then following the Kisaran Timur sub-district 7 hotels.*

Bila dilihat tingkat penghunian kamar hotel selama tahun 2021, maka rata-rata sebesar 19,28 persen, sedangkan rata-rata lamanya tamu menginap selama tahun 2021 adalah 1 hari.

*According to hotel room occupancy rate in 2021, with an average of 19,28 percent, while average length of a guest's stay during 2021 is 1 day.*

**Gambar 7.1** Jumlah Hotel dan Akomodasi Lainnya Menurut Kecamatan (unit), 2017 – 2021  
**Figure 7.1** Number of Hotels and Other Accomodations by District (unit), 2017 - 2021



Sumber : Badan Pusat Statistik Kabupaten Asahan

Source : BPS-Statistics of Asahan Regency





**Tabel** 7.1 **Jumlah Rumah Makan/Restoran Menurut Kecamatan (unit), 2017 – 2021**  
**Table** 7.1 **Number of Restaurants by Subdistrict (unit), 2016 - 2021**

| Kecamatan<br>District  | Tahun<br>Year |           |           |           |            |
|------------------------|---------------|-----------|-----------|-----------|------------|
|                        | 2017          | 2018      | 2019      | 2020      | 2021       |
| (1)                    | (2)           | (3)       | (4)       | (5)       | (6)        |
| 1. B. P. Mandoge       | 2             | 2         | 2         | 2         | 2          |
| 2. Bandar Pulau        | 2             | 2         | 2         | 2         | 2          |
| 3. Aek Songsongan      | -             | -         | -         | -         | -          |
| 4. Rahuning            | 1             | 1         | 1         | 1         | 1          |
| 5. Pulau Rakyat        | 4             | 4         | 4         | 4         | 4          |
| 6. Aek Kuasan          | 2             | 2         | 2         | 2         | 2          |
| 7. Aek Ledong          | 6             | 5         | 6         | 5         | 6          |
| 8. Sei Kepadang        | -             | -         | -         | -         | -          |
| 9. Sei Kepadang Barat  | 2             | 2         | 2         | 2         | 2          |
| 10. Sei Kepadang Timur | -             | -         | -         | -         | -          |
| 11. Tanjung Balai      | -             | -         | -         | -         | -          |
| 12. Simpang Empat      | -             | -         | -         | -         | -          |
| 13. Teluk Dalam        | -             | -         | -         | -         | -          |
| 14. Air Batu           | 19            | 19        | 17        | 19        | 17         |
| 15. Sei Dadap          | -             | -         | -         | -         | -          |
| 16. Buntu Pane         | 4             | 4         | 4         | 4         | 4          |
| 17. Tinggi Raja        | -             | -         | -         | -         | -          |
| 18. Setia Janji        | -             | -         | -         | -         | -          |
| 19. Meranti            | -             | -         | -         | -         | -          |
| 20. Pulo Bandring      | -             | -         | -         | -         | -          |
| 21. Rawang Panca Arga  | -             | -         | -         | -         | -          |
| 22. Air Joman          | 12            | 11        | 10        | 11        | 10         |
| 23. Silau Laut         | -             | -         | -         | -         | -          |
| 24. Kisaran Barat      | 12            | 19        | 20        | 21        | 73         |
| 25. Kisaran Timur      | 5             | 4         | 5         | 7         | 7          |
| <b>Asahan</b>          | <b>71</b>     | <b>75</b> | <b>75</b> | <b>80</b> | <b>130</b> |

Sumber : Dinas Kepemudaan, Olahraga dan Pariwisata Kabupaten Asahan  
 Source : Department of Youth, Sports and Tourism Asahan Regency

**Tabel** 7.2 **Jumlah Hotel dan Akomodasi Lainnya Menurut Kecamatan (unit), 2017 – 2021**  
**Table** 7.2 **Number of Hotels and Other Accomodations by District (unit), 2017 - 2021**

|     | Kecamatan<br><i>District</i> | Tahun<br><i>Year</i> |           |           |           |           |
|-----|------------------------------|----------------------|-----------|-----------|-----------|-----------|
|     |                              | 2017                 | 2018      | 2019      | 2020      | 2021      |
|     | (1)                          | (2)                  | (3)       | (4)       | (5)       | (6)       |
| 1.  | B. P. Mandoge                | -                    | -         | -         | -         | -         |
| 2.  | Bandar Pulau                 | -                    | -         | -         | -         | -         |
| 3.  | Aek Songsongan               | -                    | -         | -         | -         | -         |
| 4.  | Rahuning                     | -                    | -         | -         | -         | -         |
| 5.  | Pulau Rakyat                 | -                    | -         | -         | -         | -         |
| 6.  | Aek Kuasan                   | -                    | -         | -         | -         | -         |
| 7.  | Aek Ledong                   | 2                    | 2         | 2         | 2         | 2         |
| 8.  | Sei Kepadang                 | -                    | -         | -         | -         | -         |
| 9.  | Sei Kepadang Barat           | -                    | -         | -         | -         | -         |
| 10. | Sei Kepadang Timur           | -                    | -         | -         | -         | -         |
| 11. | Tanjung Balai                | -                    | -         | -         | -         | -         |
| 12. | Simpang Empat                | -                    | -         | -         | 2         | -         |
| 13. | Teluk Dalam                  | -                    | -         | -         | -         | 1         |
| 14. | Air Batu                     | 3                    | 3         | 3         | 3         | 3         |
| 15. | Sei Dadap                    | 1                    | 1         | 1         | 1         | 1         |
| 16. | Buntu Pane                   | -                    | -         | -         | -         | -         |
| 17. | Tinggi Raja                  | -                    | -         | -         | -         | -         |
| 18. | Setia Janji                  | -                    | -         | -         | -         | -         |
| 19. | Meranti                      | -                    | -         | -         | -         | -         |
| 20. | Pulo Bandring                | -                    | -         | -         | -         | -         |
| 21. | Rawang Panca Arga            | -                    | -         | -         | -         | -         |
| 22. | Air Joman                    | -                    | -         | -         | -         | -         |
| 23. | Silau Laut                   | -                    | -         | -         | -         | -         |
| 24. | Kisaran Barat                | 11                   | 12        | 12        | 12        | 13        |
| 25. | Kisaran Timur                | 7                    | 7         | 7         | 7         | 7         |
|     | <b>Asahan</b>                | <b>24</b>            | <b>25</b> | <b>25</b> | <b>27</b> | <b>27</b> |

Sumber : Badan Pusat Statistik Kabupaten Asahan

Source : BPS-Statistics of Asahan Regency

**Tabel 7.3** Jumlah Kamar dan Tempat Tidur Hotel Serta Akomodasi Lainnya Menurut Kecamatan, 2017 – 2021  
**Table 7.3** Number of Rooms and Beds Hotel and Other Accomodation by District, 2017 - 2021

| Kecamatan<br>District  | 2017        |              | 2018        |              | 2019        |              | 2020        |              | 2021*)      |              |
|------------------------|-------------|--------------|-------------|--------------|-------------|--------------|-------------|--------------|-------------|--------------|
|                        | Kmr<br>Room | T.Tdr<br>Bed | Kmr<br>Room | T.Tdr<br>Bed | Kmr<br>Room | T.Tdr<br>Bed | Kmr<br>Room | T.Tdr<br>Bed | Kmr<br>Room | T.Tdr<br>Bed |
| (1)                    | (2)         | (3)          | (4)         | (5)          | (6)         | (7)          | (8)         | (9)          | (10)        | (11)         |
| 1. B. P. Mandoge       | -           | -            | -           | -            | -           | -            | -           | -            | -           | -            |
| 2. Bandar Pulau        | -           | -            | -           | -            | -           | -            | -           | -            | -           | -            |
| 3. Aek Songsongan      | -           | -            | -           | -            | -           | -            | -           | -            | -           | -            |
| 4. Rahuning            | -           | -            | -           | -            | -           | -            | -           | -            | -           | -            |
| 5. Pulau Rakyat        | -           | -            | -           | -            | -           | -            | -           | -            | -           | -            |
| 6. Aek Kuasan          | -           | -            | -           | -            | -           | -            | -           | -            | -           | -            |
| 7. Aek Ledong          | 74          | 126          | 63          | 104          | 73          | 98           | 63          | 71           | 58          | 94           |
| 8. Sei Kepayang        | -           | -            | -           | -            | -           | -            | -           | -            | -           | -            |
| 9. Sei Kepayang Barat  | -           | -            | -           | -            | -           | -            | -           | -            | -           | -            |
| 10. Sei Kepayang Timur | -           | -            | -           | -            | -           | -            | -           | -            | -           | -            |
| 11. Tanjung Balai      | -           | -            | -           | -            | -           | -            | -           | -            | -           | -            |
| 12. Simpang Empat      | -           | -            | -           | -            | -           | -            | -           | -            | -           | -            |
| 13. Teluk Dalam        | -           | -            | -           | -            | -           | -            | 10          | 10           | 15          | 15           |
| 14. Air Batu           | 82          | 108          | 72          | 124          | 75          | 101          | 75          | 101          | 62          | 102          |
| 15. Sei Dadap          | 45          | 59           | 45          | 59           | 45          | 59           | 45          | 59           | 40          | 40           |
| 16. Buntu Pane         | -           | -            | -           | -            | -           | -            | -           | -            | -           | -            |
| 17. Tinggi Raja        | -           | -            | -           | -            | -           | -            | -           | -            | -           | -            |
| 18. Setia Janji        | -           | -            | -           | -            | -           | -            | -           | -            | -           | -            |
| 19. Meranti            | -           | -            | -           | -            | -           | -            | -           | -            | -           | -            |
| 20. Pulo Bandring      | -           | -            | -           | -            | -           | -            | -           | -            | -           | -            |
| 21. Rawang Panca Arga  | -           | -            | -           | -            | -           | -            | -           | -            | -           | -            |
| 22. Air Joman          | -           | -            | -           | -            | -           | -            | -           | -            | -           | -            |
| 23. Silau Laut         | -           | -            | -           | -            | -           | -            | -           | -            | -           | -            |
| 24. Kisaran Barat      | 456         | 783          | 421         | 754          | 445         | 679          | 460         | 701          | 427         | 751          |
| 25. Kisaran Timur      | 215         | 343          | 238         | 409          | 223         | 402          | 218         | 402          | 224         | 373          |
| <b>Asahan</b>          | <b>872</b>  | <b>1 419</b> | <b>839</b>  | <b>450</b>   | <b>861</b>  | <b>1 339</b> | <b>871</b>  | <b>1344</b>  | <b>871</b>  | <b>1344</b>  |

Sumber : Badan Pusat Statistik Kabupaten Asahan

Source : BPS-Statistics of Asahan Regency

Ket/ Note : \*) Angka sementara / Preliminary Figures

**Tabel** 7.4 **Akomodasi, Kamar, dan Tempat Tidur yang Tersedia Menurut Kecamatan di Kabupaten Asahan, 2017 – 2021**  
**Table** 7.4 **Accommodation, Rooms, and Beds are Available by District in Asahan Regency, 2017 – 2021**

|               | <b>Kecamatan<br/>District</b> | <b>Akomodasi<br/>Accommodation</b> | <b>Kamar<br/>Room</b> | <b>Tempat Tidur<br/>Bed</b> |
|---------------|-------------------------------|------------------------------------|-----------------------|-----------------------------|
|               | (1)                           | (2)                                | (3)                   | (4)                         |
| 1.            | B. P. Mandoge                 | -                                  | -                     | -                           |
| 2.            | Bandar Pulau                  | -                                  | -                     | -                           |
| 3.            | Aek Songsongan                | -                                  | -                     | -                           |
| 4.            | Rahuning                      | -                                  | -                     | -                           |
| 5.            | Pulau Rakyat                  | -                                  | -                     | -                           |
| 6.            | Aek Kuasan                    | -                                  | -                     | -                           |
| 7.            | Aek Ledong                    | 2                                  | 58                    | 94                          |
| 8.            | Sei Kepayang                  | -                                  | -                     | -                           |
| 9.            | Sei Kepayang Barat            | -                                  | -                     | -                           |
| 10.           | Sei Kepayang Timur            | -                                  | -                     | -                           |
| 11.           | Tanjung Balai                 | -                                  | -                     | -                           |
| 12.           | Simpang Empat                 | -                                  | -                     | -                           |
| 13.           | Teluk Dalam                   | 1                                  | 15                    | 15                          |
| 14.           | Air Batu                      | 3                                  | 62                    | 102                         |
| 15.           | Sei Dadap                     | 1                                  | 40                    | 40                          |
| 16.           | Buntu Pane                    | -                                  | -                     | -                           |
| 17.           | Tinggi Raja                   | -                                  | -                     | -                           |
| 18.           | Setia Janji                   | -                                  | -                     | -                           |
| 19.           | Meranti                       | -                                  | -                     | -                           |
| 20.           | Pulo Bandring                 | -                                  | -                     | -                           |
| 21.           | Rawang Panca Arga             | -                                  | -                     | -                           |
| 22.           | Air Joman                     | -                                  | -                     | -                           |
| 23.           | Silau Laut                    | -                                  | -                     | -                           |
| 24.           | Kisaran Barat                 | 13                                 | 427                   | 751                         |
| 25.           | Kisaran Timur                 | 7                                  | 224                   | 373                         |
|               | <b>2021*)</b>                 | <b>27</b>                          | <b>826</b>            | <b>1 375</b>                |
|               | <b>2020</b>                   | <b>27</b>                          | <b>871</b>            | <b>1 344</b>                |
| <b>Asahan</b> | <b>2019</b>                   | <b>25</b>                          | <b>861</b>            | <b>1 339</b>                |
|               | <b>2018</b>                   | <b>25</b>                          | <b>839</b>            | <b>1 450</b>                |
|               | <b>2017</b>                   | <b>24</b>                          | <b>872</b>            | <b>1 419</b>                |

Sumber : Badan Pusat Statistik Kabupaten Asahan

Source : BPS-Statistics of Asahan Regency

Ket/ Note :\*) Angka sementara / Preliminary Figures

**Tabel**  
**Table** 7.5

**Tingkat Penghunian Kamar dan Rata-rata Lama Inap Tamu Hotel dan Akomodasi Lainnya di Kabupaten Asahan, 2015 – 2021**  
*Room Occupancy Rate and Average Length of Stay of Guest of Hotels and Other Accomodation in Asahan Regency, 2015 - 2021*

| Tahun<br>Year | Tingkat Penghunian<br>Kamar (%)<br>Room Occupancy Rate (%) | Rata-rata Lama Inap<br>Tamu (hari)<br>Average Length of Stay<br>of Guest (days) |
|---------------|--|---|
| (1)           | (2)  | (3)   |
| 2015          | 35,53  | 1,09  |
| 2016          | 43,76  | 1,48  |
| 2017          | 34,78  | 1,14  |
| 2018          | 32,93  | 1,04  |
| 2019          | 34,25  | 1,04  |
| 2020          | 19,28  | 1,29  |
| <b>2021</b>   | <b>19,28</b>   | <b>1,29</b>   |

Sumber : Badan Pusat Statistik Kabupaten Asahan

Source : BPS-Statistics of Asahan Regency



## Kondisi Jalan Kabupaten Asahan, 2021

Asahan Regency road conditions  
1.398,13 km

Aspal  
Asphalt

44,35%

Kerikil  
Gravel

28,21%

Lainnya  
Others

30,44%

25,36%

Baik  
Good

7,65%

Sedang  
Medium

41,20%

Rusak  
Damaged

25,78%

Rusak Berat  
Badly Damaged

## Produksi Pos Post Production 2021



Surat Pos  
Postal mail

27.782  
lembar/sheet



Paket Pos  
Postal Package

386,82  
ton/tons



Wesel  
Postal Money

dikirim: Rp11,33 Milyar  
shipped Billion  
dibayar: Rp10,35 Milyar  
paid Billion





## PENJELASAN TEKNIS

## TECHNICAL NOTES

1. **Jalan** merupakan sarana yang sangat penting untuk memperlancar dan mendorong roda perekonomian. Jalan meliputi segala bagian jalan, termasuk bangunan pelengkap dan perlengkapannya yang diperuntukkan bagi lalu lintas, yang berada pada permukaan tanah, di atas permukaan tanah, di bawah permukaan tanah dan/atau air, serta di atas permukaan air, kecuali jalan kereta api, jalan lori, dan jalan kabel. Sarana jalan yang baik dapat meningkatkan mobilitas penduduk dan memperlancar lalu lintas barang dari satu daerah ke daerah lain.
  2. **Kendaraan bermotor** adalah setiap kendaraan yang digerakkan oleh peralatan teknik yang ada pada kendaraan tersebut, biasanya digunakan untuk angkutan orang atau barang di atas jalan raya selain kendaraan yang berjalan di atas rel. Kendaraan bermotor yang dicatat adalah semua jenis kendaraan kecuali kendaraan bermotor TNI/Polri dan Korps Diplomatik.
  3. **Mobil penumpang** adalah setiap kendaraan bermotor yang dilengkapi dengan tempat duduk untuk sebanyak-banyaknya delapan orang, tidak termasuk tempat duduk untuk pengemudi, baik dilengkapi atau tidak dilengkapi bagasi.
1. **Road availability** is an important infrastructure to support economic activities. Road including complementary buildings and equipment intended for traffic, which is at ground level, above ground, below ground and / or water, as well as on the surface of the water, except railways, roads lorries, and road cable. Good condition of road will improve population mobility and goods distribution from one place to another place.
  2. **Motor vehicles** are any kind of vehicles motorized by machine set up in those vehicles, they are usually used for transporting peoples or goods on roads except vehicles moving along a railway line. The data cover all kinds of motor vehicles except those belong to Indonesia Army Force Indonesian State Police and Diplomatic Corps.
  3. **Passenger cars** are any motor vehicles with no more than eight seats, excluding seat for driver, it can be with or without hoot.

4. **Mobil bis** adalah setiap kendaraan bermotor yang dilengkapi dengan tempat duduk untuk lebih dari delapan orang, tidak termasuk tempat duduk untuk pengemudi, baik dilengkapi atau tidak dilengkapi bagasi.
5. **Mobil truk** adalah setiap kendaraan bermotor yang digunakan untuk angkutan barang, selain mobil penumpang, mobil bis dan kendaraan bermotor roda dua.
6. **Kereta api** adalah kendaraan dengan tenaga gerak (listrik, diesel atau tenaga uap) yang berjalan sendiri maupun dirangkaikan dengan kendaraan lain, yang akan atau sedang bergerak di atas rel, terdiri dari kereta penumpang dan kereta barang.
7. **Pos** adalah bagian dari sistem pos yaitu sebuah metode yang digunakan untuk mengirimkan informasi atau suatu objek, di mana untuk dokumen tertulis biasanya dikirimkan dengan amplop tertutup atau berupa paket untuk benda-benda yang lain, pengirimannya mampu menjangkau seluruh wilayah di dunia.
4. **Buses** are large passenger cars having seats for more than eight passengers, excluding seat for driver, it can be with or without hoot.
5. **Trucks** are any motor vehicles used to transport goods excluding passenger cars, buses, and motorcycles.
6. **Train** is a coach or a number of coaches joined together, moving along a railway line. It can be passenger train or freight train.
7. **Post** is part of the postal system, a method that is used to transmit information or an object, in which for the written documents are usually delivered with a sealed envelope or a package for other objects, the delivery is able to reach all regions of the world.

## ULASAN

## DESCRIPTION

**8.1 Transportasi**

Panjang jalan di seluruh Kabupaten Asahan pada tahun 2021 mencapai 1.721,38 km yang terbagi atas jalan nasional (82,28 km), jalan provinsi (240,97 km) dan jalan kabupaten (1.398,13 km). Untuk jalan kabupaten sebagian besar permukaannya adalah 31,35 persen hotmix, 28,21 persen kerikil, 26,01 persen tanah, 1,43 persen rabat beton dan 13,00 persen aspal.

Kondisi jalan di Kabupaten Asahan pada tahun 2021 masih memerlukan perhatian yang serius, walaupun sudah terjadi perbaikan di beberapa ruas jalan tetapi sebagian besar jalan di Asahan (53,61 persen) kondisinya rusak sedang, rusak ringan dan rusak berat.

Pada tahun 2021 jumlah kendaraan bermotor yang terdaftar mencapai 52.995 kendaraan, sedangkan jumlah Surat Izin Mengemudi (SIM) yang dikeluarkan oleh Satlantas Polres Asahan sebanyak 26.282 buah dengan berbagai kategori SIM.

Kisaran, ibukota Kabupaten Asahan, merupakan jalur lalulintas kereta api Medan – Tanjung Balai dan Medan – Rantau Prapat. Pada tahun 2021 dari 7 stasiun kereta api yang terdapat di wilayah Asahan tercatat sebanyak 63.505 penumpang.

**8.1. Transportation**

*The total length of all roads in Asahan Regency in 2021 reached 1.721,38 km that was consisted of state road (82,28 km), province road (240,97 km) and Regency road (1.398,13 km). Based on the surface type, regency road was divided into 31,35 percent hotmix, 28,21 percent gravel, 26,01 percent earth, 1,43 percent stone, and 13,00 percent asphalted.*

*Condition of roads in the Asahan Regency in 2021 still requires serious attention, although improvements have occurred in some streets but most roads in the Asahan (53,61 percent), conditions are being damaged, damaged and heavily damaged.*

*In the year 2021 the number of vehicles tested UPT. UPPKB reached 52.995 while the number of vehicle Driving License (SIM) issued by the district police Satlantas Asahan as much as 26.282 units with various categories of driver's license.*

*Railway traffic from Medan-Tanjung Balai and Medan-Rantau Prapat passes through the capital city of Asahan Regency, Kisaran. In 2021, From 7 active-train-station, recorded 63.505 passengers.*

**8.2 Komunikasi****8.2 Communication**

Meskipun teknologi dan informasi tetap semakin canggih namun peran dari Kantor Pos masih tetap dapat diandalkan dalam memberikan jasa pelayanan telekomunikasi dan ekspedisi. Di era globalisasi ini peranan sektor pos dan telekomunikasi sangatlah penting, kemajuan teknologi telekomunikasi akan meningkatkan arus informasi sehingga arus berita, informasi dan data berjalan lancar.

Although technology and information remain increasingly sophisticated, the role of the Post Office remains reliable in providing telecommunications and expedition services. In this globalization era, post and telecommunication was a needed thing, progress of communication technology made information, news and data flow gone along smoothly.

Berbagai usaha telah dilakukan pemerintah untuk memperlancar pelayanan berkenan semakin meningkatnya permintaan akan jasa pos. Salah satu diantaranya dengan memperbanyak jumlah kantor pelayanan pos.

Various attempts have been made to streamline government services will be pleased with the increasing demand for postal services. One of them by multiplying the number of post offices.

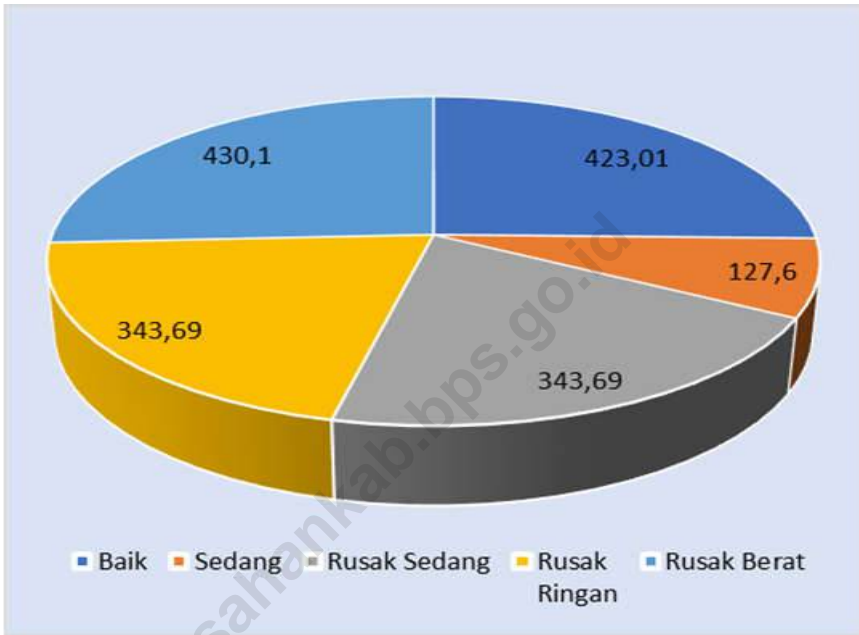
Pada tahun 2021 untuk jumlah kiriman prioritas yang dikirim ada sebanyak 62.510 yang terdiri dari 54.140 paket pos kilat khusus dan 8.370 buah surat pos kilat khusus. Sedangkan kiriman prioritas yang diterima sebanyak 95.887 buah yang terdiri dari 81.731 paket pos kilat khusus dan 14.156 buah surat pos kilat khusus.

In the year 2021 for the amount of priority shipments are sent there as much as 62.510 units consisting of 54.140 airmail parcel post and 8.370 special delivery postal mail. While the submissions received as much priority 95.887 units consisting of 81.731 which consists of a airmail parcel post and 14.156 of special class mail letters.

**Grafik**  
**Figure**

8.1

**Persentase Jalan Kabupaten Menurut Kondisi Jalan (persen), 2021**  
**Percentage of Regency Road by Road Condition (percentage), 2021**



Sumber : Dinas Pekerjaan Umum Kabupaten Asahan

Source : Public Works Service of Asahan Regency

**Grafik**  
**Figure**

**8.2 Perkembangan Kendaraan Bermotor yang Terdaftar/Membayar Pajak (unit), 2017-2021**  
**Number of Registered Vehicles (unit), 2017 - 2021**



Sumber : Badan Pengelolaan Pajak dan Retribusi Daerah Provinsi Sumatera Utara Kisaran  
Source : Revenue Service of North Sumatra Province, Kisaran

## 8.1 Transportasi

**Tabel** 8.1.1 Panjang Jalan Kabupaten Menurut Jenis Permukaan dan Kecamatan (km), 2021  
**Table** 8.1.1 *Road Length Under Regency by Surface and District (km), 2021*

| Kecamatan<br><i>District</i> | Jenis Permukaan<br><i>Type of Surface</i> |                           |                          |                                |                       | Jumlah<br><i>Total</i> |
|------------------------------|---|---------------------------|--------------------------|--------------------------------|-----------------------|------------------------|
|                              | Hotmix                                    | Aspal<br><i>Asphalted</i> | Kerikil<br><i>Gravel</i> | Rabat<br>Beton<br><i>Stone</i> | Tanah<br><i>Earth</i> |                        |
| (1)                          | (2)                                       | (3)                       | (4)                      | (5)                            | (6)                   | (7)                    |
| 1. B. P. Mandoge             | 34,88                                     | 17,92                     | 22,44                    | 1,28                           | 53,68                 | 130,19                 |
| 2. Bandar Pulau              | 20,31                                     | 8,63                      | 24,68                    | 0,48                           | 30,75                 | 84,85                  |
| 3. Aek Songsongan            | 2,44                                      | 1,62                      | 9,54                     | -                              | 24,60                 | 38,20                  |
| 4. Rahuning                  | 8,10                                      | 7,48                      | 17,69                    | -                              | 14,00                 | 47,27                  |
| 5. Pulau Rakyat              | 6,03                                      | 18,94                     | 20,97                    | -                              | 24,71                 | 70,65                  |
| 6. Aek Kuasan                | 7,71                                      | 1,71                      | 31,77                    | -                              | 23,12                 | 64,31                  |
| 7. Aek Ledong                | 7,72                                      | 0,36                      | 7,50                     | -                              | 3,82                  | 19,40                  |
| 8. Sei Kepadang              | -   | 2,30                      | 14,74                    | 6,22                           | 17,00                 | 40,26                  |
| 9. Sei Kepadang Barat        | -   | -                         | 4,50                     | -                              | 1,40                  | 5,90                   |
| 10. Sei Kepadang Timur       | -   | 0,50                      | 14,52                    | 1,79                           | 14,03                 | 30,48                  |
| 11. Tanjung Balai            | 6,72                                      | 4,78                      | 14,30                    | 1,05                           | 29,21                 | 56,06                  |
| 12. Simpang Empat            | 17,13                                     | 9,72                      | 34,28                    | 0,94                           | 4,38                  | 66,45                  |
| 13. Teluk Dalam              | 2,61                                      | -                         | 31,39                    | -                              | 18,05                 | 52,05                  |
| 14. Air Batu                 | 39,25                                     | 1,81                      | 19,43                    | 0,31                           | 18,77                 | 79,56                  |
| 15. Sei Dadap                | 34,92                                     | 1,78                      | 14,44                    | 0,06                           | 7,41                  | 58,61                  |
| 16. Buntu Pane               | 18,01                                     | 0,87                      | 9,69                     | 0,10                           | 17,30                 | 45,97                  |
| 17. Tinggi Raja              | 23,85                                     | 1,48                      | 14,72                    | 0,47                           | 19,32                 | 59,84                  |
| 18. Setia Janji              | 6,44                                      | 1,40                      | 17,13                    | 0,88                           | 22,22                 | 48,07                  |
| 19. Meranti                  | 20,49                                     | 5,31                      | 0,70                     | -                              | -                     | 26,50                  |
| 20. Pulo Bandring            | 25,99                                     | 1,23                      | 15,00                    | 0,28                           | 10,88                 | 53,37                  |
| 21. Rawang Panca Arga        | 14,99                                     | 0,73                      | 36,69                    | 0,10                           | 1,20                  | 53,71                  |
| 22. Air Joman                | 2,73                                      | 38,68                     | 2,80                     | 1,86                           | 1,55                  | 47,62                  |
| 23. Silau Laut               | 40,65                                     | 11,51                     | 12,10                    | 1,31                           | 6,35                  | 71,92                  |
| 24. Kisanan Barat            | 50,44                                     | 10,26                     | 0,30                     | 0,55                           | -                     | 61,55                  |
| 25. Kisanan Timur            | 46,98                                     | 32,68                     | 3,25                     | 2,07                           | -                     | 84,98                  |
| <b>Asahan</b>                | <b>438,40</b>                             | <b>181,70</b>             | <b>394,55</b>            | <b>19,75</b>                   | <b>363,73</b>         | <b>1 398,13</b>        |

Sumber : Dinas Pekerjaan Umum dan Penataan Ruang Kabupaten Asahan

Source : *Public Works Service and Spatial Planning of Asahan Regency*

Keterangan/Note : Data termasuk sebagian jalan kota



Tabel  
Table

**8.1.2 Panjang Jalan Kabupaten Menurut Kondisi Jalan dan Kecamatan (km), 2021**  
**Road Length Regency by Road Condition and District (km), 2021**

| Kecamatan<br>District  | Kondisi Jalan/ Road Condition |                         |                                     |                                |                                    | Jumlah<br>Total |
|------------------------|-------------------------------|-------------------------|-------------------------------------|--------------------------------|------------------------------------|-----------------|
|                        | Baik<br>Good                  | Sedang<br>Mode-<br>rate | Rusak<br>Sedang<br>Being<br>Damaged | Rusak<br>Ringan<br>Demag<br>ed | Rusak<br>Berat<br>Badly<br>Demaged |                 |
| (1)                    | (2)                           | (3)                     | (4)                                 | (5)                            | (6)                                | (7)             |
| 1. B. P. Mandoge       | 23,29                         | 28,00                   | 19,69                               | 25,00                          | 34,21                              | 130,19          |
| 2. Bandar Pulau        | 16,55                         | 14,72                   | 14,97                               | 27,53                          | 11,08                              | 84,85           |
| 3. Aek Songsongan      | 3,94                          | 2,28                    | 0,14                                | 8,92                           | 22,92                              | 38,20           |
| 4. Rahuning            | 4,89                          | 1,50                    | -                                   | 18,77                          | 22,11                              | 47,27           |
| 5. Pulau Rakyat        | 12,48                         | 3,46                    | 8,14                                | 11,51                          | 35,06                              | 70,65           |
| 6. Aek Kuasan          | 11,09                         | 1,98                    | 0,04                                | 14,52                          | 36,68                              | 64,31           |
| 7. Aek Ledong          | 9,74                          | 0,25                    | 0,25                                | 3,11                           | 6,04                               | 19,40           |
| 8. Sei Kepayang        | 14,46                         | 2,20                    | 7,10                                | 7,45                           | 9,05                               | 40,26           |
| 9. Sei Kepayang Barat  | 3,05                          | 0,80                    | -                                   | 0,70                           | 1,35                               | 5,90            |
| 10. Sei Kepayang Timur | 5,15                          | 0,79                    | 3,30                                | 15,85                          | 5,75                               | 30,84           |
| 11. Tanjung Balai      | 11,77                         | 5,08                    | 3,70                                | 5,50                           | 30,01                              | 56,06           |
| 12. Simpang Empat      | 19,76                         | 0,35                    | -                                   | 22,40                          | 23,94                              | 66,45           |
| 13. Teluk Dalam        | 6,30                          | 0,89                    | -                                   | 26,62                          | 18,24                              | 52,05           |
| 14. Air Batu           | 31,92                         | 10,74                   | 0,72                                | 10,84                          | 25,34                              | 79,56           |
| 15. Sei Dadap          | 28,02                         | 3,19                    | 0,15                                | 17,37                          | 9,88                               | 58,61           |
| 16. Buntu Pane         | 17,42                         | 1,19                    | -                                   | 13,71                          | 13,65                              | 45,97           |
| 17. Tinggi Raja        | 21,10                         | 1,95                    | -                                   | 18,80                          | 17,99                              | 59,84           |
| 18. Setia Janji        | 8,26                          | 1,66                    | -                                   | 24,87                          | 13,28                              | 48,07           |
| 19. Meranti            | 18,05                         | -                       | -                                   | 6,55                           | 1,90                               | 26,50           |
| 20. Pulo Bandring      | 13,10                         | 6,18                    | 0,40                                | 22,22                          | 11,47                              | 53,37           |
| 21. Rawang Panca Arga  | 18,94                         | 9,07                    | 0,24                                | 12,06                          | 13,40                              | 53,71           |
| 22. Air Joman          | 17,89                         | 2,70                    | 1,23                                | 5,12                           | 20,68                              | 47,62           |
| 23. Silau Laut         | 18,34                         | 7,95                    | 0,46                                | 13,33                          | 31,84                              | 71,92           |
| 24. Kisaran Barat      | 36,20                         | 5,91                    | 6,48                                | 8,62                           | 4,34                               | 61,55           |
| 25. Kisaran Timur      | 51,30                         | 14,76                   | 6,73                                | 2,31                           | 9,88                               | 84,98           |
| <b>Asahan</b>          | <b>423,01</b>                 | <b>127,60</b>           | <b>343,69</b>                       | <b>343,69</b>                  | <b>430,10</b>                      | <b>1 398,13</b> |

Sumber : Dinas Pekerjaan Umum dan Penataan Ruang Kabupaten Asahan

Source : *Public Works Service and Spatial Planning of Asahan Regency*

Keterangan/Note : Data termasuk sebagian jalan kota

**Tabel 8.1.3 Panjang Jalan Menurut Jenis Jalan dan Kecamatan (km), 2021**  
**Table Road Length by Type of Road and District (km), 2021**

| Kecamatan<br><i>District</i> | Nasional<br><i>State</i> | Propinsi<br><i>Province</i> | Kabupaten<br><i>Regency</i> | Jumlah<br><i>Total</i> |
|------------------------------|--------------------------|-----------------------------|-----------------------------|------------------------|
| (1)                          | (2)                      | (3)                         | (4)                         | (5)                    |
| 1. B. P. Mandoge             | -                        | 28,59                       | 130,19                      | 158,78                 |
| 2. Bandar Pulau              | -                        | 5,96                        | 84,85                       | 90,81                  |
| 3. Aek Songsongan            | -                        | 28,60                       | 38,20                       | 66,8                   |
| 4. Rahuning                  | 3,02                     | 5,15                        | 47,27                       | 55,44                  |
| 5. Pulau Rakyat              | 4,51                     | 5,32                        | 70,65                       | 80,48                  |
| 6. Aek Kuasan                | 5,62                     | -                           | 64,31                       | 69,93                  |
| 7. Aek Ledong                | 4,75                     | -                           | 19,40                       | 24,15                  |
| 8. Sei Kepayang              | -                        | 60,10                       | 40,26                       | 100,36                 |
| 9. Sei Kepayang Barat        | -                        | 6,50                        | 5,90                        | 12,4                   |
| 10. Sei Kepayang Timur       | -                        | 14,20                       | 30,84                       | 45,04                  |
| 11. Tanjung Balai            | 4,99                     | 7,80                        | 56,06                       | 68,85                  |
| 12. Simpang Empat            | 14,87                    | 6,10                        | 66,45                       | 87,42                  |
| 13. Teluk Dalam              | 8,32                     | -                           | 52,05                       | 60,37                  |
| 14. Air Batu                 | 12,10                    | -                           | 79,56                       | 91,66                  |
| 15. Sei Dadap                | 5,25                     | -                           | 58,61                       | 63,86                  |
| 16. Buntu Pane               | -                        | 24,11                       | 45,97                       | 70,08                  |
| 17. Tinggi Raja              | -                        | -                           | 59,84                       | 59,84                  |
| 18. Setia Janji              | -                        | -                           | 48,07                       | 48,07                  |
| 19. Meranti                  | 5,75                     | -                           | 26,50                       | 32,25                  |
| 20. Pulo Bandring            | 2,00                     | 4,36                        | 53,37                       | 59,73                  |
| 21. Rawang Panca Arga        | -                        | -                           | 53,71                       | 53,71                  |
| 22. Air Joman                | -                        | 34,20                       | 47,62                       | 81,82                  |
| 23. Silau Laut               | -                        | -                           | 71,92                       | 71,92                  |
| 24. Kisaran Barat            | 5,80                     | 6,04                        | 61,55                       | 73,39                  |
| 25. Kisaran Timur            | 5,30                     | 3,94                        | 84,98                       | 94,22                  |
| <b>Asahan</b>                | <b>82,28</b>             | <b>240,97</b>               | <b>1 398,13</b>             | <b>1 721,38</b>        |

Sumber : Dinas Pekerjaan Umum dan Penataan Ruang Kabupaten Asahan

Source : *Public Works Service and Spatial Planning of Asahan Regency*

Keterangan/Note : Data termasuk sebagian jalan kota

**Tabel** 8.1.4 **Panjang Jalan Menurut Konstruksi Permukaan, Kondisi dan Jenis Jalan (km), 2021**  
**Table** 8.1.4 **Road Length by Surface Construction, Condition and Type of Road (km), 2021**

| <b>Konstruksi Permukaan dan Kondisi Jalan</b><br><i>Surface Contruction and Road Condition</i> | <b>Jumlah Total</b> |
|--|---------------------|
| (1)  | (2)                 |
| <b>A. Konstruksi Permukaan Jalan</b><br><i>Road Surface Construction</i>                       |                     |
| -- Hotmix  | 438,396             |
| -- Aspal/ <i>Asphalted</i>   | 181,697             |
| -- Kerikil/ <i>Gravel</i>  | 394,554             |
| -- Rabat Beton/ <i>Stone</i>   | 19,749              |
| -- Tanah/ <i>Earth</i>   | 363,734             |
| -- Tidak Dlrinci   |                     |
| <b>Jumlah/Total</b>  | <b>1 398,130</b>    |
| <b>B. Kondisi Jalan</b><br><i>Road Condition</i>   |                     |
| -- Baik/ <i>Good</i>   | 423,005             |
| -- Sedang/ <i>Moderate</i>   | 127,602             |
| -- Rusak/ <i>Damaged</i>   | 417,428             |
| -- Rusak Berat/ <i>Badly Damaged</i>   | 430,095             |
| <b>Jumlah/Total</b>  | <b>1 398,130</b>    |

Sumber : Dinas Pekerjaan Umum dan Penataan Ruang Kabupaten Asahan

Source : *Public Works Service and Spatial Planning of Asahan Regency*

Keterangan/Note : Data termasuk sebagian jalan kota

**Tabel 8.1.5** Inventarisasi Bangunan Utama dan Saluran pada Irigasi dan Daerah Rawa, 2021  
**Table** *Inventaritation of Main Construction and Waterworks on Irrigation and Swamp Area, 2021*

| Daerah Irigasi<br><i>Location</i> | Kecamatan<br><i>District</i>         | Bangunan<br>Utama<br><i>Main<br/>Construction</i><br>(unit) |               | Panjang Saluran<br><i>Length of Waterworks</i><br>(km) |               |          |               |
|-----------------------------------|--------------------------------------|---|---------------|--|---------------|----------|---------------|
|                                   |                                      | Bendung<br>/ <i>Free<br/>Intake</i>                         | Pintu<br>Bagi | Induk  | Sekunder      | Tersier  | Pembuang      |
| (1)                               | (2)                                  | (3)   | (4)           | (5)  | (6)           | (7)      | (8)           |
| <b>A. Irigasi/Irrigation</b>      |                                      |   |               |  |               |          |               |
| Serbangan                         | Rawang PA<br>Air Joman<br>Silau Laut | 1   | 40            | 6,226  | 21,324        | -        | 28,960        |
| Panca Arga                        | Rawang PA<br>Meranti                 | 1   | 17            | 0,158  | 38,623        | -        | 12,733        |
| Si Jambi                          | Simpang Empat                        | 1   | 15            | 3,468  | 3,341         | -        | 18,169        |
| Suka<br>Makmur                    | Pulo Bandring                        | 1   | 12            | 5,024  | 1,659         | -        | 4,763         |
| Air Putih                         | Meranti                              | Kewenangan Pemerintah Kabupaten Asahan                      |               |  |               |          |               |
| <b>Jumlah/Total A</b>             |                                      | <b>4</b>  | <b>84</b>     | <b>14,876</b>  | <b>64,947</b> | <b>-</b> | <b>64,625</b> |
| <b>B. Rawa/ Swamp Area</b>        |                                      |   |               |  |               |          |               |
| Tambun                            | Rawang PA                            | -   | -             | -  | -             | -        | -             |
| Tulang                            | Silau Laut                           | -   | -             | -  | -             | -        | -             |
| Sei Lebah                         | Sei Kepayang                         | -   | -             | -  | -             | -        | -             |
| <b>Jumlah/Total B</b>             |                                      | <b>-</b>  | <b>-</b>      | <b>-</b>   | <b>-</b>      | <b>-</b> | <b>-</b>      |

Sumber : UPT Pengelolaan Irigasi Asahan - Danau Toba

Source : *Irrigation Service Representative of Asahan Regency*

Keterangan/Note : Data Termasuk Kabupaten Batu Bara / *Include Batu Bara Regency*

**Tabel** 8.1.6 **Lalu Lintas Angkutan Kereta Api di Kabupaten Asahan (orang), 2021**  
**Table** 8.1.6 **Railway Passengers Transportation Traffic in Asahan Regency (people), 2021**

| <b>Bulan</b><br><b>Month</b>   | <b>Penumpang</b><br><b>Passanger</b> |
|--------------------------------|--------------------------------------|
| (1)                            | (2)                                  |
| 1. Januari/ <i>January</i>     | 12 503                               |
| 2. Pebruari/ <i>February</i>   | 12 120                               |
| 3. Maret/ <i>March</i>         | 13 442                               |
| 4. April/ <i>April</i>         | 13 654                               |
| 5. Mei/ <i>May</i>             | 4 475                                |
| 6. Juni/ <i>June</i>           | -                                    |
| 7. Juli/ <i>July</i>           | 1 884                                |
| 8. Agustus/ <i>August</i>      | 507                                  |
| 9. September/ <i>September</i> | 1 083                                |
| 10. Oktober/ <i>October</i>    | 752                                  |
| 11. Nopember/ <i>November</i>  | 928                                  |
| 12. Desember/ <i>December</i>  | 1 152                                |
| <b>Jumlah/Total</b>            | <b>63 505</b>                        |

Sumber : PT (Persero) KA Indonesia Divre I Sumatera Utara

Source : State Railways Divre I of Sumatera Utara

**Tabel** 8.1.7 **Jumlah Kiriman Barang Angkutan Kereta Api Menurut Jenis Barang (ton), 2021**  
**Table** 8.1.7 **Number of Private Cargo Shipped by Railway by Type of Cargo (ton), 2021**

| <b>Bulan</b><br><b>Month</b>   | <b>Hasil</b><br><b>Perkebunan (Lateks)</b><br><b>Plantation Product</b> |
|--------------------------------|---|
| (1)                            | (2)   |
| 1. Januari/ <i>January</i>     | 769,22  |
| 2. Pebruari/ <i>February</i>   | 763,52  |
| 3. Maret/ <i>March</i>         | 684,50  |
| 4. April/ <i>April</i>         | 799,29  |
| 5. Mei/ <i>May</i>             | 712,82  |
| 6. Juni/ <i>June</i>           | 1 194,80  |
| 7. Juli/ <i>July</i>           | 1 138,07  |
| 8. Agustus/ <i>August</i>      | 1 139,39  |
| 9. September/ <i>September</i> | 1 079,52  |
| 10. Oktober/ <i>October</i>    | 1 161,71  |
| 11. Nopember/ <i>November</i>  | 1 107,14  |
| 12. Desember/ <i>December</i>  | 1 075,49  |
| <b>Jumlah/Total</b>            | <b>11 625,47</b>  |

Sumber : PT (Persero) KA Indonesia Divre I Sumatera Utara

Source : State Railways Divre I of Sumatera Utara

**Tabel** 8.1.8 **Banyaknya Kendaraan Bermotor Menurut Jenis Kendaraan di Kabupaten Asahan (unit), 2017 – 2021**  
**Table** 8.1.8 **Number of Motor Vehicles by Type of Vehicle in Asahan Regency (unit), 2017 – 2021**

| Jenis Kendaraan<br><i>Type of Vehicle</i>        | Tahun<br><i>Year</i> |               |               |               |               |
|--|----------------------|---------------|---------------|---------------|---------------|
|  | 2017                 | 2018          | 2019          | 2020          | 2021          |
| (1)  | (2)                  | (3)           | (4)           | (5)           | (6)           |
| 1. Sedan   | 325                  | 568           | 645           | 314           | 177           |
| 2. Jeep  | 1 156                | 1 605         | 2 186         | 1 314         | 872           |
| 3. Bus/Bus                                       | 93                   | 134           | 140           | 78            | 56            |
| 4. Mobil Penumpang/<br><i>Passenger Car</i>      | 8 067                | 10 755        | 14 265        | 8 062         | 7 104         |
| 5. Truk/<br><i>Truck/pick up</i>                 | 5 442                | 6 380         | 8 719         | 4 055         | 2 358         |
| 6. Alat Besar/Berat/<br><i>Heavy Equipment</i>   | 18                   | 15            | 11            | 5             | 2             |
| 7. Sepeda Motor/<br><i>Motorcycle</i>            | 72 266               | 69 219        | 70 708        | 51 865        | 42 426        |
| 8. Lainnya (s.motor roda tiga)/<br><i>Others</i> | 15                   | 26            | 269           | 22            | -             |
| <b>Jumlah/Total</b>                              | <b>87 382</b>        | <b>88 702</b> | <b>96 943</b> | <b>65 715</b> | <b>52 995</b> |

Sumber : Badan Pengelolaan Pajak dan Retribusi Daerah Provinsi Sumatera Utara Kisaran  
 Source : Revenue Service of North Sumatra Province, Kisaran

**Tabel** 8.1.9 **Jumlah Kendaraan Bermotor yang Diuji Menurut Jenis Kendaraan (unit), 2021**  
**Table** 8.1.9 **Number of Tested Motor Vehicles by Type of Vehicles (unit), 2021**

|     | Bulan<br>Month      | Mobil Barang<br>Truck Wagon | Bus<br>Buses | Mobil<br>Penumpang<br>Passenger<br>Car | Tempelan   | Jumlah<br>Total |
|-----|---------------------|-----------------------------|--------------|--|------------|-----------------|
|     | (1)                 | (2)                         | (3)          | (4)                                    | (6)        | (7)             |
| 1.  | Januari/January     | -                           | -            | -                                      | -          | -               |
| 2.  | Pebruari/February   | -                           | -            | -                                      | -          | -               |
| 3.  | Maret/March         | -                           | -            | -                                      | -          | -               |
| 4.  | April/April         | 1 037                       | 35           | 8                                      | 24         | 1 104           |
| 5.  | Mei/May             | 75                          | 28           | -                                      | 6          | 109             |
| 6.  | Juni/June           | 1 098                       | 10           | 6                                      | 8          | 1 122           |
| 7.  | Juli/July           | 3 550                       | 32           | -                                      | 35         | 3 617           |
| 8.  | Agustus/August      | 2 034                       | 15           | -                                      | 30         | 2 079           |
| 9.  | September/September | 1 388                       | 5            | 2                                      | 16         | 1 411           |
| 10. | Oktober/October     | 774                         | 3            | -                                      | 10         | 787             |
| 11. | Nopember/November   | 790                         | 6            | 2                                      | 10         | 808             |
| 12. | Desember/December   | 783                         | 11           | -                                      | 15         | 809             |
|     | <b>Jumlah/Total</b> | <b>11 529</b>               | <b>145</b>   | <b>18</b>                              | <b>154</b> | <b>11 846</b>   |

Sumber : Dinas Perhubungan Kabupaten Asahan

Source : Transportation Service of Asahan Regency



**Tabel** 8.1.10 **Jumlah Kendaraan Bermotor yang Terdaftar/ Membayar Pajak (unit), 2021**  
**Table** 8.1.10 **Number of Registered Vehicles (unit), 2021**

| Bulan<br>Month            | Sepeda<br>Motor/<br>Betor<br>Motorc<br>ycle | Mobil<br>Penun-<br>gang<br>Passeng<br>er Car | Mikro<br>Bus/<br>Bus<br>Micro<br>Bus/<br>Bus | Pick<br>Up/Truk<br>Truck | Alat<br>Berat/<br>Heavy<br>Equipm<br>ent | Bet<br>or/<br>Rod<br>a<br>Tiga | Jumlah<br>Total |
|---------------------------|---|--|--|--------------------------|--|--------------------------------|-----------------|
| (1)                       | (2)   | (3)  | (4)  | (5)                      | (6)                                      | (7)                            | (8)             |
| 1. Januari/<br>January    | 2 816                                       | 527  | 4  | 133                      | -  | -                              | 3 480           |
| 2. Pebruari/<br>February  | 2 631                                       | 511  | 2  | 176                      | -  | -                              | 3 320           |
| 3. Maret/<br>March        | 2 934                                       | 594  | 4  | 187                      | -  | -                              | 3 719           |
| 4. April/<br>April        | 2 762                                       | 545  | 3  | 149                      | -  | -                              | 3 459           |
| 5. Mei/<br>May            | 2 682                                       | 487  | 5  | 124                      | -  | -                              | 3 298           |
| 6. Juni/<br>June          | 3 578                                       | 624  | 1  | 149                      | 1  | -                              | 4 353           |
| 7. Juli/<br>July          | 4 371                                       | 697  | 7  | 196                      | -  | -                              | 5 271           |
| 8. Agustus/<br>August     | 4 018                                       | 679  | 8  | 185                      | -  | -                              | 4 890           |
| 9. Septembe/<br>September | 4 173                                       | 685  | 1  | 211                      | -  | -                              | 5 070           |
| 10. Oktober/<br>October   | 3 856                                       | 703  | 6  | 245                      | -  | -                              | 4 810           |
| 11. Nopember/<br>November | 4 060                                       | 894  | 8  | 271                      | -  | -                              | 5 233           |
| 12. Desember/<br>December | 4 545                                       | 1 1207                                       | 7  | 332                      | 1  | -                              | 6 092           |
| <b>Jumlah/Total</b>       | <b>42 426</b>                               | <b>18 153</b>                                | <b>56</b>                                    | <b>2 358</b>             | <b>2</b>                                 | <b>-</b>                       | <b>52 995</b>   |

Sumber : Badan Pengelolaan Pajak dan Retribusi Daerah Provinsi Sumatera Utara Kisaran  
 Source : Revenue Service of North Sumatra Province, Kisaran

**Tabel**  
**Table**

**8.1.11 Jumlah Kendaraan Bermotor yang Terdaftar/ Membayar Pajak (unit), 2011-2021**  
**Number of Registered Vehicles (unit), 2011 – 2021**

| Tahun<br>Year | Sepeda<br>Motor/Betor<br>Motorcycle | Mobil<br>Penumpang<br>Passenger<br>Car | Mikro<br>Bus/<br>Bus Micro<br>Bus/Bus | Pick<br>Up/Truk<br>Truck | Alat<br>Berat/<br>Heavy<br>Equip<br>ment | Jumlah<br>Total |
|---------------|-------------------------------------|--|---------------------------------------|--------------------------|--|-----------------|
| (1)           | (2)                                 | (3)                                    | (4)                                   | (5)                      | (6)                                      | (7)             |
| 2011          | 90 240                              | 6 032                                  | 82                                    | 4 769                    | 19                                       | 101 142         |
| 2012          | 92 268                              | 6 536                                  | 88                                    | 5 055                    | 11                                       | 103 958         |
| 2013          | 92 934                              | 7 071                                  | 104                                   | 5 103                    | 9  | 105 221         |
| 2014          | 89 047                              | 8 042                                  | 98                                    | 5 527                    | 7  | 102 721         |
| 2015          | 85 162                              | 9 659                                  | 97                                    | 6 010                    | 4  | 100 932         |
| 2016          | 81 261                              | 8 741                                  | 102                                   | 5 991                    | 4  | 96 099          |
| 2017          | 72 537                              | 10 444                                 | 108                                   | 5 699                    | 18                                       | 88 806          |
| 2018          | 66 219                              | 12 837                                 | 135                                   | 6 380                    | 15                                       | 85 586          |
| 2019          | 70 708                              | 14 265                                 | 140                                   | 8 719                    | 11                                       | 93 843          |
| 2020          | 54 272                              | 9 574                                  | 110                                   | 6 833                    | 5  | 70 794          |
| <b>2021</b>   | <b>42 426</b>                       | <b>18 153</b>                          | <b>56</b>                             | <b>2 358</b>             | <b>2</b>                                 | <b>52 995</b>   |

Sumber : Badan Pengelolaan Pajak dan Retribusi Daerah Provinsi Sumatera Utara Kisaran

Source : Revenue Service of North Sumatra Province, Kisaran

**Tabel** 8.1.12 **Jumlah Kecelakaan Lalu Lintas dan Akibatnya yang Tercatat di Polres Asahan, 2016 - 2021**  
**Table** 8.1.12 **Number of Traffic Accidents and Victims Registered in Asahan Regency's Police, 2016 – 2021**

| Bulan<br>Month      | Jumlah<br>Kecelakaan<br>Total<br>Accident | Meningg<br>al Dunia<br>Death<br>(orang/p<br>eople) | Luka-luka<br>Berat<br>Seriously<br>Injuret<br>(orang/p<br>eople) | Luka-<br>luka<br>Ringan<br>Lightly<br>Injuret<br>(orang) | Kerugian<br>Materi<br>Material<br>Damage<br>(000 rp) |
|---------------------|---|--|--|--|--|
| (1)                 | (2)                                       | (3)  | (4)  | (5)  | (7)  |
| 2016                | 453                                       | 139  | 163  | 548  | 1 021 050 000  |
| 2017                | 377                                       | 121  | 86   | 547  | 722 650 000  |
| 2018                | 395                                       | 108  | 91   | 500  | 576 480 000  |
| 2019                | 522                                       | 116  | 128  | 658  | 644 270 000  |
| 2020                | 332                                       | 117  | 67   | 400  | 581 230 000  |
| <b>2021</b>         | <b>295</b>                                | <b>124</b>   | <b>20</b>  | <b>348</b>   | <b>609 330 000</b>                                   |
| Januari/January     | 19  | 5  | 6  | 31   | 37 900 000   |
| Pebruari/February   | 29  | 7  | 3  | 34   | 68 100 000   |
| Maret/March         | 25  | 6  | 2  | 32   | 22 600 000   |
| April/April         | 28  | 12   | 3  | 24   | 68 230 000   |
| Mei/May             | 34  | 15   | 2  | 45   | 37 100 000   |
| Juni/June           | 27  | 15   | -  | 30   | 30 900 000   |
| Juli/July           | 26  | 13   | 1  | 42   | 56 900 000   |
| Agustus/August      | 23  | 8  | 2  | 28   | 34 900 000   |
| September/September | 23  | 11   | -  | 19   | 33 200 000   |
| Oktober/October     | 29  | 14   | 1  | 36   | 105 700 000  |
| Nopember/November   | 10  | 8  | -  | 10   | 59 500 000   |
| Desember/December   | 22  | 10   | -  | 17   | 54 300 000   |

Sumber : Satuan Lalu Lintas Polres Asahan

Source : Traffic Unit of Asahan Regency's Police Department

**Tabel**  
**Table****8.1.13****Jumlah Surat Ijin Mengemudi (SIM) yang Dikeluarkan Menurut Kategori, 2021**  
**Number of Driving License Issued by Category, 2021**

| Bulan<br>Month         | Jenis SIM<br>License Type |           |            |              |           |
|------------------------|---------------------------|-----------|------------|--------------|-----------|
|                        | A                         | AU        | B1         | B1U          | B2        |
| (1)                    | (2)                       | (3)       | (4)        | (5)          | (6)       |
| 1. Januari/January     | 817                       | -         | 62         | 88           | 5         |
| 2. Pebruari/February   | 712                       | -         | 68         | 93           | 8         |
| 3. Maret/March         | 797                       | 1         | 98         | 99           | 8         |
| 4. April/April         | 811                       | 2         | 49         | 62           | 4         |
| 5. Mei/May             | 712                       | 1         | 61         | 66           | -         |
| 6. Juni/June           | 872                       | 2         | 98         | 101          | 5         |
| 7. Juli/July           | 913                       | 1         | 64         | 101          | 5         |
| 8. Agustus/August      | 686                       | 1         | 70         | 80           | 6         |
| 9. September/September | 818                       | -         | 78         | 74           | 3         |
| 10. Oktober/October    | 853                       | -         | 71         | 70           | 12        |
| 11. Nopember/November  | 909                       | 1         | 69         | 74           | 4         |
| 12. Desember/December  | 880                       | 1         | 85         | 113          | 12        |
| <b>Jumlah/Total</b>    | <b>9 780</b>              | <b>10</b> | <b>873</b> | <b>1 021</b> | <b>72</b> |

Lanjutan Tabel/*Continued Table 8.1.13*

| Bulan<br><i>Month</i>          | Jenis SIM<br><i>License Type</i> |               | Jumlah<br><i>Total</i> |
|--------------------------------|----------------------------------|---------------|------------------------|
|                                | B2U                              | C             |                        |
| (1)                            | (7)                              | (8)           | (9)                    |
| 1. Januari/ <i>January</i>     | 104                              | 1 263         | 2 339                  |
| 2. Pebruari/ <i>February</i>   | 77                               | 1 006         | 1 964                  |
| 3. Maret/ <i>March</i>         | 104                              | 1 415         | 2 522                  |
| 4. April/ <i>April</i>         | 88                               | 1 108         | 2 124                  |
| 5. Mei/ <i>May</i>             | 84                               | 976           | 1 898                  |
| 6. Juni/ <i>June</i>           | 125                              | 1 068         | 2 271                  |
| 7. Juli/ <i>July</i>           | 107                              | 1 103         | 2 294                  |
| 8. Agustus/ <i>August</i>      | 107                              | 822           | 1 170                  |
| 9. September/ <i>September</i> | 84                               | 1 031         | 2 088                  |
| 10. Oktober/ <i>October</i>    | 85                               | 1 050         | 2 141                  |
| 11. Nopember/ <i>November</i>  | 122                              | 1 206         | 2 385                  |
| 12. Desember/ <i>December</i>  | 142                              | 1 253         | 2 486                  |
| <b>Jumlah/<i>Total</i></b>     | <b>1 227</b>                     | <b>13 299</b> | <b>26 282</b>          |

Sumber : Satuan Lalu Lintas Polres Asahan

Source : *Traffic Unit of Asahan Regency's Police Department*

**Tabel**  
**Table**

**8.1.14**

**Jumlah Surat Ijin Mengemudi (SIM) yang Dikeluarkan Menurut  
Jenis Kelamin Pemohon, 2021**  
*Number of Driving Licence Issued by Sex of Applicant, 2021*

|     | <b>Bulan</b><br><b>Month</b> | <b>Laki-laki</b><br><b>Male</b> | <b>Perempuan</b><br><b>Female</b> | <b>Jumlah</b><br><b>Total</b> |
|-----|------------------------------|---------------------------------|-----------------------------------|-------------------------------|
|     | (1)                          | (2)                             | (3)                               | (4)                           |
| 1.  | Januari/January              | 2 035                           | 304                               | 2 339                         |
| 2.  | Pebruari/February            | 1 710                           | 254                               | 1 964                         |
| 3.  | Maret/March                  | 2 297                           | 225                               | 2 522                         |
| 4.  | April/April                  | 1 856                           | 268                               | 2 124                         |
| 5.  | Mei/May                      | 1 657                           | 241                               | 1 898                         |
| 6.  | Juni/June                    | 2 016                           | 255                               | 2 271                         |
| 7.  | Juli/July                    | 1 943                           | 351                               | 2 294                         |
| 8.  | Agustus/August               | 1 554                           | 216                               | 1 770                         |
| 9.  | September/September          | 1 831                           | 257                               | 2 088                         |
| 10. | Oktober/October              | 1 827                           | 314                               | 2 141                         |
| 11. | Nopember/November            | 2 037                           | 348                               | 2 385                         |
| 12. | Desember/December            | 2 147                           | 339                               | 2 486                         |
|     | <b>Jumlah/Total</b>          | <b>22 910</b>                   | <b>3 372</b>                      | <b>26 282</b>                 |

Sumber : Satuan Lalu Lintas Polres Asahan

Source : Traffic Unit of Asahan Regency's Police Department

**Tabel** 8.1.15 **Jumlah Surat Ijin Mengemudi (SIM) A yang Dikeluarkan Menurut Kategori, 2021**  
**Table** 8.1.15 **Number of Driving Licences 'A' Issued by Category, 2021**

| Bulan<br>Month             | Baru<br>New      |                 | Perpanjangan<br>Renewel |                 | Hilang/Rusak<br>Lost/Damaged |                 |
|----------------------------|------------------|-----------------|-------------------------|-----------------|------------------------------|-----------------|
|                            | Biasa<br>Regular | Umum<br>General | Biasa<br>Regular        | Umum<br>General | Biasa<br>Regular             | Umum<br>General |
| (1)                        | (2)              | (3)             | (4)                     | (5)             | (6)                          | (7)             |
| 1. Januari/January         | 388              | -               | 429                     | -               | -                            | -               |
| 2. Pebruari/February       | 332              | -               | 380                     | -               | -                            | -               |
| 3. Maret/March             | 353              | 1               | 444                     | -               | -                            | -               |
| 4. April/April             | 336              | 1               | 475                     | 1               | -                            | -               |
| 5. Mei/May                 | 338              | 1               | 374                     | -               | -                            | -               |
| 6. Juni/June               | 407              | 2               | 465                     | -               | -                            | -               |
| 7. Juli/July               | 446              | 1               | 467                     | -               | -                            | -               |
| 8. Agustus/August          | 299              | -               | 387                     | 1               | -                            | -               |
| 9. September/<br>September | 390              | -               | 428                     | -               | -                            | -               |
| 10. Oktober/October        | 413              | -               | 440                     | -               | -                            | -               |
| 11. Nopember/November      | 469              | 1               | 440                     | -               | -                            | -               |
| 12. Desember/December      | 417              | -               | 463                     | 1               | -                            | -               |
| <b>Jumlah/Total</b>        | <b>4 588</b>     | <b>7</b>        | <b>5 192</b>            | <b>3</b>        | <b>-</b>                     | <b>-</b>        |

Sumber : Satuan Lalu Lintas Polres Asahan

Source : Traffic Unit of Asahan Regency's Police Department

**Tabel**  
**Table****8.1.16****Jumlah Surat Ijin Mengemudi (SIM) B1 yang Dikeluarkan Menurut Kategori, 2021**  
**Number of Driving Licences 'B1' Issued by Category, 2021**

| Bulan<br>Month         | Baru<br>New      |                 | Perpanjangan<br>Renewel |                 | Hilang/Rusak<br>Lost/Damaged |                 |
|------------------------|------------------|-----------------|-------------------------|-----------------|------------------------------|-----------------|
|                        | Biasa<br>Regular | Umum<br>General | Biasa<br>Regular        | Umum<br>General | Biasa<br>Regular             | Umum<br>General |
| (1)                    | (2)              | (3)             | (4)                     | (5)             | (6)                          | (7)             |
| 1. Januari/January     | 58               | 48              | 4                       | 40              | -                            | -               |
| 2. Pebruari/February   | 51               | 51              | 17                      | 42              | -                            | -               |
| 3. Maret/March         | 75               | 41              | 23                      | 58              | -                            | -               |
| 4. April/April         | 35               | 29              | 14                      | 36              | -                            | -               |
| 5. Mei/May             | 44               | 22              | 17                      | 44              | -                            | -               |
| 6. Juni/June           | 82               | 46              | 16                      | 55              | -                            | -               |
| 7. Juli/July           | 53               | 42              | 11                      | 59              | -                            | -               |
| 8. Agustus/August      | 50               | 29              | 20                      | 51              | -                            | -               |
| 9. September/September | 66               | 43              | 12                      | 31              | -                            | -               |
| 10. Oktober/October    | 52               | 31              | 19                      | 39              | -                            | -               |
| 11. Nopember/November  | 63               | 40              | 6                       | 34              | -                            | -               |
| 12. Desember/December  | 65               | 45              | 20                      | 38              | -                            | -               |
| <b>Jumlah/Total</b>    | <b>694</b>       | <b>464</b>      | <b>179</b>              | <b>557</b>      | -                            | -               |

Sumber : Satuan Lalu Lintas Polres Asahan

Source : Traffic Unit of Asahan Regency's Police Department



**Tabel**  
**Table****8.1.17****Jumlah Surat Ijin Mengemudi (SIM) B2 yang Dikeluarkan Menurut Kategori, 2021**  
**Number of Driving Licences 'B2' Issued by Category, 2021**

| Bulan<br>Month         | Baru<br>New      |                 | Perpanjangan<br>Renewel |                 | Hilang/Rusak<br>Lost/Damaged |                 |
|------------------------|------------------|-----------------|-------------------------|-----------------|------------------------------|-----------------|
|                        | Biasa<br>Regular | Umum<br>General | Biasa<br>Regular        | Umum<br>General | Biasa<br>Regular             | Umum<br>General |
| (1)                    | (2)              | (3)             | (4)                     | (5)             | (6)                          | (7)             |
| 1. Januari/January     | 4                | 39              | 1                       | 65              | -                            | -               |
| 2. Pebruari/February   | 7                | 32              | 1                       | 45              | -                            | -               |
| 3. Maret/March         | 8                | 34              | -                       | 70              | -                            | -               |
| 4. April/April         | 3                | 30              | 1                       | 58              | -                            | -               |
| 5. Mei/May             | -                | 24              | -                       | 60              | -                            | -               |
| 6. Juni/June           | 5                | 42              | -                       | 83              | -                            | -               |
| 7. Juli/July           | 3                | 41              | 2                       | 66              | -                            | -               |
| 8. Agustus/August      | 5                | 31              | 1                       | 74              | -                            | -               |
| 9. September/September | 3                | 30              | -                       | 54              | -                            | -               |
| 10. Oktober/October    | 11               | 23              | 1                       | 62              | -                            | -               |
| 11. Nopember/November  | 4                | 38              | -                       | 84              | -                            | -               |
| 12. Desember/December  | 10               | 46              | 2                       | 96              | -                            | -               |
| <b>Jumlah/Total</b>    | <b>63</b>        | <b>410</b>      | <b>9</b>                | <b>817</b>      | <b>-</b>                     | <b>-</b>        |

Sumber : Satuan Lalu Lintas Polres Asahan

Source : Traffic Unit of Asahan Regency's Police Department

**Tabel**  
**Table****8.1.18****Jumlah Surat Ijin Mengemudi (SIM) C yang Dikeluarkan Menurut Kategori, 2021**  
**Number of Driving Licences 'C' Issued by Category, 2021**

| Bulan<br><i>Month</i>          | Baru<br><i>New</i>      |                        | Perpanjangan<br><i>Renewel</i> |                        | Hilang/Rusak<br><i>Lost/Damaged</i> |                        |
|--------------------------------|-------------------------|------------------------|--------------------------------|------------------------|-------------------------------------|------------------------|
|                                | Biasa<br><i>Regular</i> | Umum<br><i>General</i> | Biasa<br><i>Regular</i>        | Umum<br><i>General</i> | Biasa<br><i>Regular</i>             | Umum<br><i>General</i> |
| (1)                            | (2)                     | (3)                    | (4)                            | (5)                    | (6)                                 | (7)                    |
| 1. Januari/ <i>January</i>     | 525                     | -                      | 738                            | -                      | -                                   | -                      |
| 2. Pebruari/ <i>February</i>   | 421                     | -                      | 585                            | -                      | -                                   | -                      |
| 3. Maret/ <i>March</i>         | 242                     | -                      | 1 073                          | -                      | -                                   | -                      |
| 4. April/ <i>April</i>         | 405                     | -                      | 703                            | -                      | -                                   | -                      |
| 5. Mei/ <i>May</i>             | 407                     | -                      | 567                            | -                      | -                                   | -                      |
| 6. Juni/ <i>June</i>           | 426                     | -                      | 642                            | -                      | -                                   | -                      |
| 7. Juli/ <i>July</i>           | 445                     | -                      | 658                            | -                      | -                                   | -                      |
| 8. Agustus/ <i>August</i>      | 279                     | -                      | 543                            | -                      | -                                   | -                      |
| 9. September/ <i>September</i> | 452                     | -                      | 579                            | -                      | -                                   | -                      |
| 10. Oktober/ <i>October</i>    | 414                     | -                      | 636                            | -                      | -                                   | -                      |
| 11. Nopember/ <i>November</i>  | 561                     | -                      | 645                            | -                      | -                                   | -                      |
| 12. Desember/ <i>December</i>  | 446                     | -                      | 807                            | -                      | -                                   | -                      |
| <b>Jumlah/<i>Total</i></b>     | <b>5 123</b>            | <b>-</b>               | <b>8 176</b>                   | <b>-</b>               | <b>-</b>                            | <b>-</b>               |

Sumber : Satuan Lalu Lintas Polres Asahan

Source : *Traffic Unit of Asahan Regency's Police Department*

**Tabel** 8.1.19 **Daftar Nama Perusahaan Mobil Angkutan (MPU)/ Bus Umum Penumpang dan Jumlah Armada Aktif, 2017 -2021**  
**Table** **List of Names Public Bus Company and Total Active Unit, 2017 - 2021**

| Nama Perusahaan<br><i>Name of Company</i> | Jumlah Armada<br><i>Total Unit</i> |            |            |            |            |
|---|------------------------------------|------------|------------|------------|------------|
|   | 2017                               | 2018       | 2019       | 2020       | 2021       |
| (1)                                       | (2)                                | (3)        | (4)        | (5)        | (6)        |
| 1. KPN Makmur (Kota)                      | 3                                  | 15         | 15         | 15         | 15         |
| 2. CV. Maslab (AKDP)                      | -                                  | -          | -          | -          | -          |
| 3. Gaya Baru (Koperasi)                   | -                                  | -          | -          | -          | -          |
| 4. P.O. Merpati Kencana                   | 1                                  | 1          | 1          | 1          | 1          |
| 5. P.O. Batu Bara (AKDP)                  | -                                  | -          | -          | -          | -          |
| 6. P.O. Tanjung Tiram (AKDP)              | -                                  | -          | -          | -          | -          |
| 7. CV. Sitodor Jaya                       | 9                                  | 12         | 12         | 12         | 12         |
| 8. CV. Putra Asahan                       | 7                                  | 7          | 7          | 7          | 7          |
| 9. CV. Roda Prima                         | 2                                  | 10         | 10         | 10         | 10         |
| 10. CV. Sri Mersing                       | -                                  | -          | -          | -          | -          |
| 11. CV. Merpati Tour                      | 20                                 | 30         | 30         | 30         | 30         |
| 12. POVRI                                 | -                                  | -          | -          | -          | -          |
| 13. CV. Indra Sakti                       | -                                  | -          | -          | -          | -          |
| 14. CV. Sri Mersing                       | -                                  | 12         | 12         | 12         | 12         |
| 15. CV. Asahan Raya                       | -                                  | 8          | 8          | 8          | 8          |
| 16. CV. Yudha Putra                       | 4                                  | 11         | 11         | 11         | 11         |
| 17. CV. Makmur Jaya                       | -                                  | 7          | 7          | 7          | 7          |
| 18. CV. Armada Jaya                       | 20                                 | 10         | 10         | 10         | 10         |
| <b>Jumlah/Total</b>                       | <b>66</b>                          | <b>123</b> | <b>123</b> | <b>123</b> | <b>123</b> |

Sumber : Dinas Perhubungan Kabupaten Asahan

Source : *Transportation Service of Asahan Regency*

## 8.2 Komunikasi

**Tabel**  
**Table**

**8.2.1**

**Produksi Pos Menurut Jenisnya di Kabupaten Asahan, 2017 – 2021**  
**Post Production by Type in Asahan Regency, 2017 - 2021**

| Jenis Pos<br><i>Type of Post</i> | Satuan<br><i>unit</i> | Tahun<br><i>Year</i> |                |                |
|----------------------------------|-----------------------|----------------------|----------------|----------------|
|                                  |                       | 2017                 | 2018           | 2019           |
| (1)                              | (2)                   | (3)                  | (4)            | (5)            |
| 1. Surat Pos                     |                       |                      |                |                |
| a. Dalam Negeri                  |                       |                      |                |                |
| -Biasa                           | Lembar                | 14 020               | 24 812         | 32 255         |
| -Tercatat                        | Lembar                | -                    | -              | -              |
| -Kilat biasa                     | Lembar                | -                    | -              | -              |
| -Kilat Khusus                    | Lembar                | 132 021              | 14 453         | 18 789         |
| -Kilat Tercatat                  | Lembar                | -                    | -              | -              |
| -Facsimile                       | Lembar                | -                    | -              | -              |
| -Pos Express                     | Lembar                | -                    | -              | -              |
| Dokumen                          | Lembar                | -                    | -              | -              |
| -Q9                              | Lembar                | -                    | -              | -              |
| b. Luar Negeri                   |                       |                      |                |                |
| -Biasa                           | Lembar                | -                    | -              | -              |
| -Tercatat                        | Lembar                | 255                  | 477            | 627            |
| EMS                              | Lembar                | -                    | -              | -              |
| Dokumen                          | Lembar                | -                    | -              | -              |
| 2. Paket Pos                     |                       |                      |                |                |
| a. Dalam Negeri                  | Kg                    | 120 866              | 118 377        | 153 890        |
| b. Luar Negeri                   | Kg                    | 356                  | 526            | 684            |
| 3. Wesel Pos                     |                       |                      |                |                |
| a. Dikirim                       | Rupiah                | 70 495 659 766       | 66 826 016 404 | 48 496 530 563 |
| b. Dibayar                       | Rupiah                | 30 396 244 251       | 25 265 366 429 | 21 525 293 675 |

Lanjutan Tabel/*Continued Table 8.2.1*

| Jenis Pos<br><i>Type of Post</i> | Satuan<br><i>unit</i> | Tahun<br><i>Year</i> |                |
|----------------------------------|-----------------------|----------------------|----------------|
|                                  |                       | 2020                 | 2021           |
| (1)                              | (2)                   | (6)                  | (7)            |
| 1. Surat Pos                     |                       |                      |                |
| a. Dalam Negeri                  |                       |                      |                |
| -Biasa                           | Lembar                | 2 323                | 219            |
| -Tercatat                        | Lembar                | -                    | -              |
| -Kilat biasa                     | Lembar                | -                    | -              |
| -Kilat Khusus                    | Lembar                | 24 753               | 22 526         |
| -Kilat Tercatat                  | Lembar                | -                    | -              |
| -Facsimile                       | Lembar                | -                    | -              |
| -Pos Express Dokumen             | Lembar                | -                    | 4 530          |
| -Q9                              | Lembar                | -                    | 283            |
| b. Luar Negeri                   |                       |                      |                |
| -Biasa                           | Lembar                | -                    | 23             |
| -Tercatat                        | Lembar                | 162                  | 18             |
| -EMS Dokumen                     | Lembar                | -                    | 183            |
| 2. Paket Pos                     |                       |                      |                |
| a. Dalam Negeri                  | Kg                    | 151 060              | 385 595        |
| b. Luar Negeri                   | Kg                    | 338                  | 1 226          |
| 3. Wesel Pos                     |                       |                      |                |
| a. Dikirim                       | Rupiah                | 21 473 327 971       | 11 330 146 950 |
| b. Dibayar                       | Rupiah                | 15 982 044 519       | 10 354 254 657 |

Sumber : PT Pos Indonesia (Persero) Kantor Pos Kisaran

Source : *State Enterprise of Post of Kisaran*

**Tabel**  
**Table**

8.2.2

**Jumlah Tenaga/Karyawan Tiap-Tiap Kantor Pos di bawah Kantor Pos Cabang Kisaran (orang), 2021**  
**Number of Employees of Each Post Office Under Post Branch Office Kisaran (people), 2021**

|     | Kantor Pos On Line<br><i>On Line Post Office</i> | Kode Pos<br><i>Post Code</i> | Jumlah Tenaga/Karyawan<br><i>Employees</i> |                 |
|-----|--|------------------------------|--|-----------------|
|     |  |                              | <i>Supporting</i>                          | <i>Delivery</i> |
|     | (1)  | (2)                          | (3)  | (4)             |
| 1.  | KC Kisaran                                       | 21200                        | 31   | 4               |
| 2.  | KP Cabang Sungai Bejangkar                       | 21252                        | 1  | 1               |
| 3.  | KP Cabang Tanjung Tiram                          | 21253                        | 1  | 1               |
| 4.  | KP Cabang Labuhan Ruku                           | 21254                        | 1  | 1               |
| 5.  | KP Cabang Lima Puluh                             | 21255                        | 2  | 1               |
| 6.  | KP Cabang Indrapura                              | 21256                        | 2  | 1               |
| 7.  | KP Cabang Kuala Tanjung                          | 21257                        | 1  | 1               |
| 8.  | KP Cabang Sungai Silau                           | 21261                        | 1  | 1               |
| 9.  | KP Cabang BP Mandoge                             | 21262                        | 1  | 1               |
| 10. | KP Cabang Binjai Serbangan                       | 21263                        | 1  | 1               |
| 11. | KP Cabang Meranti                                | 21264                        | 1  | 1               |
| 12. | KP Cabang Simpang Empat                          | 21271                        | 1  | 1               |
| 13. | KP Cabang Air Batu                               | 21272                        | 1  | 1               |
| 14. | KP Cabang Pulau Raja                             | 21273                        | 1  | 1               |
| 15. | KP Cabang Bandar Pulau                           | 21274                        | 1  | 1               |
| 16. | KP Cabang Aek Loba                               | 21275                        | 1  | 1               |
| 17. | KP Cabang Tanjung Balai                          | 21300                        | 4  | 2               |
| 18. | KP Cabang Bagan Asahan                           | 21351                        | 1  | 1               |
| 19. | KP Cabang Sungai Kepayang                        | 21381                        | 1  | 1               |
| 20. | KP Cabang Tanjung Ledong                         | 21475                        | 1  | 1               |

Lanjutan Tabel/*Continued Table 8.2.2*

|                     | Kantor Pos On Line<br><i>On Line Post Office</i> | Kode Pos<br><i>Post Code</i> | Jumlah Karyawan<br><i>Employees</i> |                 |
|---------------------|--|------------------------------|-------------------------------------|-----------------|
|                     |  |                              | <i>Supporting</i>                   | <i>Delivery</i> |
|                     | (1)  | (2)                          | (3)                                 | (4)             |
| 21.                 | KP Cabang Kebun Kopi                             | 21657B1                      | 1                                   | 1               |
| 22.                 | Agenpos Kisaran Wisata Travel                    | 21218S1                      | 1                                   | -               |
| 23.                 | Agenpos Purwanto                                 | 21273C1                      | 1                                   | -               |
| 24.                 | Agenpos A K A                                    | 21311S2                      | 1                                   | -               |
| 25.                 | Agenpos PWB POINT                                | 21315S1                      | 1                                   | -               |
| 26.                 | Agenpos Letjend Suprpto                          | 21325S2                      | 1                                   | -               |
| 27.                 | Agenpos Jhordy                                   | 21656C1                      | 1                                   | -               |
| <b>Jumlah/Total</b> |  |                              | <b>62</b>                           | <b>25</b>       |

Sumber : PT Pos Indonesia (Persero) Kantor Pos Kisaran

Source : *State Enterprise of Post of Kisaran*

**Tabel** 8.2.3 **Jumlah Kantor Pos On Line di Bawah Kantor Pos Cabang Kisaran 21200 (unit), 2021**  
**Table** 8.2.3 **Number of On Line Post Office Under Post Branch Office Kisaran (unit), 2021**

|     | <b>Kantor Pos On Line<br/>On Line Post Office</b> | <b>Kode<br/>Pos<br/>Post<br/>Code</b> | <b>Jenis Jaringan<br/>Network Type</b> | <b>Keterangan<br/>Note</b> |
|-----|---|---------------------------------------|--|----------------------------|
|     | (1)   | (2)                                   | (3)                                    | (4)                        |
| 1.  | KC Kisaran  | 21200                                 | VPN TUNNEL                             |                            |
| 2.  | KP Cabang Sungai Bejangkar                        | 21252                                 | M2M ROUTER                             |                            |
| 3.  | KP Cabang Tanjung Tiram                           | 21253                                 | M2M ROUTER                             |                            |
| 4.  | KP Cabang Labuhan Ruku                            | 21254                                 | M2M ROUTER                             |                            |
| 5.  | KP Cabang Lima Puluh                              | 21255                                 | M2M ROUTER                             |                            |
| 6.  | KP Cabang Indrapura                               | 21256                                 | M2M ROUTER                             |                            |
| 7.  | KP Cabang Kuala Tanjung                           | 21257                                 | M2M ROUTER                             |                            |
| 8.  | KP Cabang Sungai Silau                            | 21261                                 | M2M ROUTER                             |                            |
| 9.  | KP Cabang BP Mandoge                              | 21262                                 | M2M ROUTER                             |                            |
| 10. | KP Cabang Binjai Serbangan                        | 21263                                 | M2M ROUTER                             |                            |
| 11. | KP Cabang Meranti                                 | 21264                                 | M2M ROUTER                             |                            |
| 12. | KP Cabang Simpang Empat                           | 21271                                 | M2M ROUTER                             |                            |
| 13. | KP Cabang Air Batu                                | 21272                                 | M2M ROUTER                             |                            |
| 14. | KP Cabang Pulau Raja                              | 21273                                 | M2M ROUTER                             |                            |
| 15. | KP Cabang Bandar Pulau                            | 21274                                 | M2M ROUTER                             |                            |
| 16. | KP Cabang Aek Loba                                | 21275                                 | M2M ROUTER                             |                            |
| 17. | KP Cabang Tanjung Balai                           | 21300                                 | M2M ROUTER                             |                            |
| 18. | KP Cabang Bagan Asahan                            | 21351                                 | M2M ROUTER                             |                            |
| 19. | KP Cabang Sungai Kepayang                         | 21381                                 | M2M ROUTER                             |                            |
| 20. | KP Cabang Tanjung Ledong                          | 21475                                 | M2M ROUTER                             |                            |



Lanjutan Tabel/*Continued Table* 8.2.3

| Kantor Pos On Line<br>On Line Post Office | Kode<br>Pos<br>Post<br>Code | Jenis Jaringan<br>Network Type | Keterangan<br>Note |
|---|-----------------------------|--------------------------------|--------------------|
| (1)                                       | (2)                         | (3)                            | (4)                |
| 21. KP Cabang Kebun Kopi                  | 212C101                     | M2M ROUTER                     |                    |
| 22. Agenpos Kisaran Wisata<br>Travel      | 21218S1                     | M2M ROUTER                     |                    |
| 23. Agenpos Purwanto                      | 21273C1                     | M2M ROUTER                     |                    |
| 24. Agenpos A K A                         | 21311S2                     | M2M ROUTER                     |                    |
| 25. Agenpos PWB POINT                     | 21315S1                     | M2M ROUTER                     |                    |
| 26. Agenpos Letjend Suprpto               | 21325S2                     | M2M ROUTER                     |                    |
| 27. Agenpos Jhordy                        | 21656C1                     | M2M ROUTER                     |                    |

Sumber : PT Pos Indonesia (Persero) Kantor Pos Kisaran

Source : *State Enterprise of Post of Kisaran*

Catatan : Agen Pos sudah tidak beroperasi lagi

**Tabel 8.2.4** Jumlah Kiriman Standar yang Dikirim dari Masing-Masing Kantor Pos di Bawah Kantor Pos Cabang Kisaran (buah), 2021  
*Number of Standard Sent Mail from Each Post Office Under Post Branch Office Kisaran (unit), 2021*

|     | Kantor Pos On Line<br><i>On Line Post Office</i> | Kode Pos<br><i>Post Code</i> | Kiriman Standar<br><i>Standar Delivery</i> |                                    |
|-----|--|------------------------------|--|------------------------------------|
|     |  |                              | Surat Biasa<br><i>Regular Mail</i>         | Paket Biasa<br><i>Regular Pack</i> |
|     | (1)  | (2)                          | (3)  | (4)                                |
| 1.  | KC Kisaran                                       | 21200                        | 5  | 5008                               |
| 2.  | KP Cabang Sungai Bejangkar                       | 21252                        | -  | 46                                 |
| 3.  | KP Cabang Tanjung Tiram                          | 21253                        | 1  | 151                                |
| 4.  | KP Cabang Labuhan Ruku                           | 21254                        | -  | 53                                 |
| 5.  | KP Cabang Lima Puluh                             | 21255                        | -  | 495                                |
| 6.  | KP Cabang Indrapura                              | 21256                        | -  | 381                                |
| 7.  | KP Cabang Kuala Tanjung                          | 21257                        | -  | 112                                |
| 8.  | KP Cabang Sungai Silau                           | 21261                        | -  | 58                                 |
| 9.  | KP Cabang BP Mandoge                             | 21262                        | -  | 250                                |
| 10. | KP Cabang Binjai Serbangan                       | 21263                        | 2  | 143                                |
| 11. | KP Cabang Meranti                                | 21264                        | 1  | 561                                |
| 12. | KP Cabang Simpang Empat                          | 21271                        | -  | 61                                 |
| 13. | KP Cabang Air Batu                               | 21272                        | -  | 25                                 |
| 14. | KP Cabang Pulau Raja                             | 21273                        | -  | 46                                 |
| 15. | KP Cabang Bandar Pulau                           | 21274                        | -  | 194                                |
| 16. | KP Cabang Aek Loba                               | 21275                        | 1  | 224                                |
| 17. | KP Cabang Tanjung Balai                          | 21300                        | -  | 4566                               |
| 18. | KP Cabang Bagan Asahan                           | 21351                        | -  | 42                                 |
| 19. | KP Cabang Sungai Kepayang                        | 21381                        | -  | 67                                 |
| 20. | KP Cabang Tanjung Ledong                         | 21475                        | -  | 18                                 |
| 21. | KP Cabang Kebun Kopi                             | 21657B1                      | -  | 95                                 |

Lanjutan Tabel/*Continued Table 8.2.4*

|                     | Kantor Pos On Line<br><i>On Line Post Office</i> | Kode Pos<br><i>Post Code</i> | Kiriman Standar<br><i>Standar Delivery</i> |                                    |
|---------------------|--|------------------------------|--|------------------------------------|
|                     |  |                              | Surat Biasa<br><i>Regular Mail</i>         | Paket Biasa<br><i>Regular Pack</i> |
|                     | (1)  | (2)                          | (3)  | (4)                                |
| 22.                 | Agenpos Kisaran Wisata<br>Travel                 | 21218S1                      | -  | -                                  |
| 23.                 | Agenpos Purwanto                                 | 21273C1                      | -  | -                                  |
| 24.                 | Agenpos A K A                                    | 21311S2                      | -  | -                                  |
| 25.                 | Agenpos PWB POINT                                | 21315S1                      | -  | -                                  |
| 26.                 | Agenpos Letjend Suprpto                          | 21325S2                      | -  | -                                  |
| 27.                 | Agenpos Jhordy                                   | 21656C1                      | -  | -                                  |
| <b>Jumlah/Total</b> |  |                              | <b>10</b>                                  | <b>12 596</b>                      |

Sumber : PT Pos Indonesia (Persero) Kantor Pos Kisaran

Source : *State Enterprise of Post of Kisaran*

**Tabel** 8.2.5 **Jumlah Kiriman Standar yang Diterima dari Masing-Masing Kantor Pos di Bawah Kantor Cabang Kisaran (buah), 2021**  
**Table** 8.2.5 **Number of Standard Recorded Mail Accepted by Origin of Sender (unit), 2021**

|     | Kantor Pos On Line<br><i>On Line Post Office</i> | Kode Pos<br><i>Post Code</i> | Kiriman Standar<br><i>Standar Delivery</i> |                                    |
|-----|--|------------------------------|--|------------------------------------|
|     |  |                              | Surat Biasa<br><i>Regular Mail</i>         | Paket Biasa<br><i>Regular Pack</i> |
|     | (1)  | (2)                          | (3)  | (4)                                |
| 1.  | KC Kisaran                                       | 21200                        | 154  | 1 747                              |
| 2.  | KP Cabang Sungai Bejangkar                       | 21252                        | 2  | 142                                |
| 3.  | KP Cabang Tanjung Tiram                          | 21253                        | 2  | 159                                |
| 4.  | KP Cabang Labuhan Ruku                           | 21254                        | 4  | 31                                 |
| 5.  | KP Cabang Lima Puluh                             | 21255                        | 18   | 199                                |
| 6.  | KP Cabang Indrapura                              | 21256                        | 4  | 396                                |
| 7.  | KP Cabang Kuala Tanjung                          | 21257                        | 3  | 138                                |
| 8.  | KP Cabang Sungai Silau                           | 21261                        | 1  | 281                                |
| 9.  | KP Cabang BP Mandoge                             | 21262                        | 2  | 153                                |
| 10. | KP Cabang Binjai Serbangan                       | 21263                        | 1  | 171                                |
| 11. | KP Cabang Meranti                                | 21264                        | 5  | 210                                |
| 12. | KP Cabang Simpang Empat                          | 21271                        | 3  | 197                                |
| 13. | KP Cabang Air Batu                               | 21272                        | 1  | 131                                |
| 14. | KP Cabang Pulau Raja                             | 21273                        |  | 188                                |
| 15. | KP Cabang Bandar Pulau                           | 21274                        | 4  | 312                                |
| 16. | KP Cabang Aek Loba                               | 21275                        |  | 174                                |
| 17. | KP Cabang Tanjung Balai                          | 21300                        | 41   | 637                                |
| 18. | KP Cabang Bagan Asahan                           | 21351                        | 2  | 218                                |
| 19. | KP Cabang Sungai Kepayang                        | 21381                        |  | 84                                 |
| 20. | KP Cabang Tanjung Ledong                         | 21475                        |  | 270                                |
| 21. | KP Cabang Kebun Kopi                             | 21657B1                      | 3  | 203                                |
|     | <b>Jumlah/Total</b>                              |                              | <b>250</b>                                 | <b>6 041</b>                       |

Sumber : PT Pos Indonesia (Persero) Kantor Pos Kisaran  
 Source : State Enterprise of Post of Kisaran

**Tabel** 8.2.6 **Jumlah Kiriman Prioritas yang Dikirim dari Masing-Masing Kantor Pos di Bawah Kantor Pos Cabang Kisaran (buah), 2021**  
**Table** 8.2.6 **Number of Priority Post by Each Post Office Under Post Branch Office Kisaran (unit), 2021**

|     | Kantor Pos On Line<br>On Line Post Office | Kode Pos<br>Post Code | Kiriman Prioritas<br>Priority Delivery |                           |
|-----|---|-----------------------|--|---------------------------|
|     |   |                       | Surat Pos<br>Kilat Khusus              | Paket Pos<br>Kilat Khusus |
|     | (1)                                       | (2)                   | (3)                                    | (4)                       |
| 1.  | KC Kisaran                                | 21200                 | 2 734                                  | 25 966                    |
| 2.  | KP Cabang Sungai Bejangkar                | 21252                 | 135                                    | 575                       |
| 3.  | KP Cabang Tanjung Tiram                   | 21253                 | 159                                    | 1 165                     |
| 4.  | KP Cabang Labuhan Ruku                    | 21254                 | 219                                    | 1 613                     |
| 5.  | KP Cabang Lima Puluh                      | 21255                 | 486                                    | 3 077                     |
| 6.  | KP Cabang Indrapura                       | 21256                 | 697                                    | 1 878                     |
| 7.  | KP Cabang Kuala Tanjung                   | 21257                 | 77                                     | 877                       |
| 8.  | KP Cabang Sungai Silau                    | 21261                 | 90                                     | 880                       |
| 9.  | KP Cabang BP Mandoge                      | 21262                 | 200                                    | 2 252                     |
| 10. | KP Cabang Binjai Serbangan                | 21263                 | 534                                    | 1 531                     |
| 11. | KP Cabang Meranti                         | 21264                 | 63                                     | 2 960                     |
| 12. | KP Cabang Simpang Empat                   | 21271                 | 424                                    | 1 412                     |
| 13. | KP Cabang Air Batu                        | 21272                 | 192                                    | 1 039                     |
| 14. | KP Cabang Pulau Raja                      | 21273                 | 266                                    | 1 055                     |
| 15. | KP Cabang Bandar Pulau                    | 21274                 | 343                                    | 1 053                     |
| 16. | KP Cabang Aek Loba                        | 21275                 | 309                                    | 646                       |
| 17. | KP Cabang Tanjung Balai                   | 21300                 | 923                                    | 3 713                     |
| 18. | KP Cabang Bagan Asahan                    | 21351                 | 102                                    | 224                       |
| 19. | KP Cabang Sungai Kepayang                 | 21381                 | 95                                     | 306                       |
| 20. | KP Cabang Tanjung Ledong                  | 21475                 | 162                                    | 1 036                     |
| 21. | KP Cabang Kebun Kopi                      | 21657B1               | 160                                    | 882                       |

Lanjutan Tabel/*Continued Table* 8.2.6

|                     | Kantor Pos On Line<br><i>On Line Post Office</i> | Kode Pos<br><i>Post Code</i> | Kiriman Prioritas<br><i>Priority Delivery</i> |                           |
|---------------------|--|------------------------------|---|---------------------------|
|                     |  |                              | Surat Pos<br>Kilat Khusus                     | Paket Pos<br>Kilat Khusus |
|                     | (1)  | (2)                          | (3)   | (4)                       |
| 22.                 | Agenpos Kisaran Wisata<br>Travel                 | 21218S1                      | -   | -                         |
| 23.                 | Agenpos Purwanto                                 | 21273C1                      | -   | -                         |
| 24.                 | Agenpos A K A                                    | 21311S2                      | -   | -                         |
| 25.                 | Agenpos PWB POINT                                | 21315S1                      | -   | -                         |
| 26.                 | Agenpos Letjend Suprpto                          | 21325S2                      | -   | -                         |
| 27.                 | Agenpos Jhordy                                   | 21656C1                      | -   | -                         |
| <b>Jumlah/Total</b> |  |                              | <b>8 370</b>                                  | <b>54 140</b>             |

Sumber : PT Pos Indonesia (Persero) Kantor Pos Kisaran

Source : *State Enterprise of Post of Kisaran*

**Tabel 8.2.7** Jumlah Kiriman Prioritas yang Diterima dari Masing-Masing Kantor Pos di Bawah Kantor Pos Cabang Kisaran (buah), 2021  
**Table** Number of Priority Post Received by Each Post Office Under Post Branch Office Kisaran (unit), 2021

|                     | Kantor Pos On Line<br>On Line Post Office | Kode Pos<br>Post Code | Kiriman Prioritas<br>Priority Delivery |                           |
|---------------------|---|-----------------------|--|---------------------------|
|                     |   |                       | Surat Pos<br>Kilat Khusus              | Paket Pos<br>Kilat Khusus |
|                     | (1)                                       | (2)                   | (3)                                    | (4)                       |
| 1.                  | Kprk Kisaran                              | 21200                 | -                                      | 20 566                    |
| 2.                  | KP Cabang Sungai Bejangkar                | 21252                 | 4 395                                  | 2 580                     |
| 3.                  | KP Cabang Tanjung Tiram                   | 21253                 | 290                                    | 2 231                     |
| 4.                  | KP Cabang Labuhan Ruku                    | 21254                 | 25                                     | 995                       |
| 5.                  | KP Cabang Lima Puluh                      | 21255                 | 860                                    | 2 133                     |
| 6.                  | KP Cabang Indrapura                       | 21256                 | 698                                    | 4 248                     |
| 7.                  | KP Cabang Kuala Tanjung                   | 21257                 | 698                                    | 1 380                     |
| 8.                  | KP Cabang Sungai Silau                    | 21261                 | 724                                    | 4 811                     |
| 9.                  | KP Cabang BP Mandoge                      | 21262                 | 388                                    | 4 436                     |
| 10.                 | KP Cabang Binjai Serbangan                | 21263                 | 303                                    | 2 518                     |
| 11.                 | KP Cabang Meranti                         | 21264                 | 470                                    | 4 200                     |
| 12.                 | KP Cabang Simpang Empat                   | 21271                 | 668                                    | 3 940                     |
| 13.                 | KP Cabang Air Batu                        | 21272                 | 277                                    | 2 190                     |
| 14.                 | KP Cabang Pulau Raja                      | 21273                 | 402                                    | 3 562                     |
| 15.                 | KP Cabang Bandar Pulau                    | 21274                 | 434                                    | 4 073                     |
| 16.                 | KP Cabang Aek Loba                        | 21275                 | 297                                    | 3 034                     |
| 17.                 | KP Cabang Tanjung Balai                   | 21300                 | 1 781                                  | 5 144                     |
| 18.                 | KP Cabang Bagan Asahan                    | 21351                 | 448                                    | 1 540                     |
| 19.                 | KP Cabang Sungai Kepayang                 | 21381                 | 220                                    | 1 767                     |
| 20.                 | KP Cabang Tanjung Ledong                  | 21475                 | 309                                    | 4 482                     |
| 21.                 | Kp Cabang Kebun Kopi                      | 21657B1               | 469                                    | 1 901                     |
| <b>Jumlah/Total</b> |   |                       | <b>14 156</b>                          | <b>81 731</b>             |

Sumber : PT Pos Indonesia (Persero) Kantor Pos Kisaran

Source : State Enterprise of Post of Kisaran

**Tabel  
Table****8.2.8**

**Jumlah Kiriman Wesel Pos dari Masing-Masing Kantor Pos Di bawah Kantor Pos Cabang Kisaran (rp), 2021**  
**Number of Money Orders by Each Post Office Under Post Branch Office Kisaran (rp), 2021**

|                     | Kantor Pos On Line<br><i>On Line Post Office</i> | Kode Pos<br><i>Post Code</i> | Kiriman Wesel Pos<br><i>Money Orders Delivery</i> |                     |
|---------------------|--|------------------------------|---|---------------------|
|                     |  |                              | Wesel Pos<br>Prima                                | Wesel Pos<br>Instan |
|                     | (1)  | (2)                          | (3)   | (4)                 |
| 1.                  | Kprk Kisaran                                     | 21200                        | 204 337 000                                       | 229 355 000         |
| 2.                  | KP Cabang Sungai Bejangkar                       | 21252                        | -   | 30 100 000          |
| 3.                  | KP Cabang Tanjung Tiram                          | 21253                        | 9 700 000   | 91 820 000          |
| 4.                  | KP Cabang Labuhan Ruku                           | 21254                        | 6 350 000   | 34 700 000          |
| 5.                  | KP Cabang Lima Puluh                             | 21255                        | 750 000   | 28 900 000          |
| 6.                  | KP Cabang Indrapura                              | 21256                        | -   | 55 080 500          |
| 7.                  | KP Cabang Kuala Tanjung                          | 21257                        | -   | 1 000 000           |
| 8.                  | KP Cabang Sungai Silau                           | 21261                        | -   | 25 300 000          |
| 9.                  | KP Cabang BP Mandoge                             | 21262                        | -   | 21 600 000          |
| 10.                 | KP Cabang Binjai Serbangan                       | 21263                        | -   | 18 870 000          |
| 11.                 | KP Cabang Meranti                                | 21264                        | -   | 31 700 000          |
| 12.                 | KP Cabang Simpang Empat                          | 21271                        | 3 235 000   | 53 510 000          |
| 13.                 | KP Cabang Air Batu                               | 21272                        | -   | 30 320 000          |
| 14.                 | KP Cabang Pulau Raja                             | 21273                        | -   | 71 323 000          |
| 15.                 | KP Cabang Bandar Pulau                           | 21274                        | -   | 7 600 000           |
| 16.                 | KP Cabang Aek Loba                               | 21275                        | -   | 30 700 000          |
| 17.                 | KP Cabang Tanjung Balai                          | 21300                        | 41 305 000  | 91 125 000          |
| 18.                 | KP Cabang Bagan Asahan                           | 21351                        | 5 000 000   | 34 970 000          |
| 19.                 | KP Cabang Sungai Kepayang                        | 21381                        | -   | 13 850 000          |
| 20.                 | KP Cabang Tanjung Ledong                         | 21475                        | -   | 6 300 000           |
| 21.                 | KP Cabang Kebun Kopi                             | 21657B1                      | 3 000 000   | 42 450 000          |
| <b>Jumlah/Total</b> |  |                              | <b>273 677 000</b>                                | <b>950 573 500</b>  |



Lanjutan Tabel/*Continued Table 8.2.8*

| Kantor Pos On Line<br><i>On Line Post Office</i> | Kode Pos<br><i>Post Code</i> | Kiriman Wesel Pos<br><i>Money Orders Delivery</i> |                      |
|--|------------------------------|---|----------------------|
|  |                              | Cash To<br>Account                                | Western<br>Union     |
| (1)  | (2)                          | (5)   | (6)                  |
| 1. Kprk Kisaran                                  | 21200                        | 1 264 214 039                                     | 396 344 960          |
| 2. KP Cabang Sungai Bejangkar                    | 21252                        | 5 000 000   | -                    |
| 3. KP Cabang Tanjung Tiram                       | 21253                        | 1 927 485 200                                     | 85 873 500           |
| 4. KP Cabang Labuhan Ruku                        | 21254                        | 535 232 742                                       | 107 276 880          |
| 5. KP Cabang Lima Puluh                          | 21255                        | 146 654 270                                       | 45 794 440           |
| 6. KP Cabang Indrapura                           | 21256                        | 2 371 413 066                                     | 355 020 820          |
| 7. KP Cabang Kuala Tanjung                       | 21257                        | 53 744 000  | 15 845 000           |
| 8. KP Cabang Sungai Silau                        | 21261                        | 6 399 000   | 3 382 500            |
| 9. KP Cabang BP Mandoge                          | 21262                        | 554 522 000                                       | -                    |
| 10. KP Cabang Binjai Serbangan                   | 21263                        | 13 958 000  | 43 710 540           |
| 11. KP Cabang Meranti                            | 21264                        | 53 907 200  | 15 492 500           |
| 12. KP Cabang Simpang Empat                      | 21271                        | 42 508 000  | -                    |
| 13. KP Cabang Air Batu                           | 21272                        | 320 742 000                                       | -                    |
| 14. KP Cabang Pulau Raja                         | 21273                        | 244 349 367                                       | 21 119 200           |
| 15. KP Cabang Bandar Pulau                       | 21274                        | 704 083 407                                       | -                    |
| 16. KP Cabang Aek Loba                           | 21275                        | 49 924 545  | -                    |
| 17. KP Cabang Tanjung Balai                      | 21300                        | 9 400 000   | 215 220 580          |
| 18. KP Cabang Bagan Asahan                       | 21351                        | 1 375 000   | 16 352 500           |
| 19. KP Cabang Sungai Kepayang                    | 21381                        | 21 475 000  | -                    |
| 20. KP Cabang Tanjung Ledong                     | 21475                        | 244 314 500                                       | -                    |
| 21. KP Cabang Kebun Kopi                         | 21657B1                      | 138 277 174                                       | 75 484 520           |
| <b>Jumlah/Total</b>                              |                              | <b>8 708 978 510</b>                              | <b>1 396 917 940</b> |

Sumber : PT Pos Indonesia (Persero) Kantor Pos Kisaran

Source : *State Enterprise of Post of Kisaran*

**Tabel 8.2.9** Jumlah Wesel Pos yang Diterima dari Masing-Masing Kantor Pos di Bawah Kantor Pos Cabang Kisaran (rp), 2021  
**Table** *Number of Money Orders Accepted by Post Office Under Post Branch Office Kisaran (rp), 2021*

|                     | Kantor Pos On Line<br><i>On Line Post Office</i> | Kode Pos<br><i>Post Code</i> | Kiriman Wesel Pos<br><i>Money Orders Delivery</i> |                      |
|---------------------|--|------------------------------|---|----------------------|
|                     |  |                              | Wesel Pos Prima                                   | Wesel Pos Instan     |
|                     | (1)  | (2)                          | (3)   | (4)                  |
| 1.                  | KC Kisaran                                       | 21200                        | 62 514 000  | 199 503 000          |
| 2.                  | KP Cabang Sungai Bejangkar                       | 21252                        | -   | 77 520 000           |
| 3.                  | KP Cabang Tanjung Tiram                          | 21253                        | 2 856 000   | 98 620 000           |
| 4.                  | KP Cabang Labuhan Ruku                           | 21254                        | 2 000 000   | 41 020 000           |
| 5.                  | KP Cabang Lima Puluh                             | 21255                        | 756 250   | 32 400 000           |
| 6.                  | KP Cabang Indrapura                              | 21256                        | -   | 49 168 110           |
| 7.                  | KP Cabang Kuala Tanjung                          | 21257                        | -   | 900 000              |
| 8.                  | KP Cabang Sungai Silau                           | 21261                        | -   | 35 320 000           |
| 9.                  | KP Cabang BP Mandoge                             | 21262                        | -   | 19 000 000           |
| 10.                 | KP Cabang Binjai Serbangan                       | 21263                        |   | 95 576 000           |
| 11.                 | KP Cabang Meranti                                | 21264                        |   | 124 770 000          |
| 12.                 | KP Cabang Simpang Empat                          | 21271                        | 2 161 000   | 24 850 000           |
| 13.                 | KP Cabang Air Batu                               | 21272                        | 1 000 000   | 110 243 000          |
| 14.                 | KP Cabang Pulau Raja                             | 21273                        |   | 83 050 000           |
| 15.                 | KP Cabang Bandar Pulau                           | 21274                        | -   | 41 450 000           |
| 16.                 | KP Cabang Aek Loba                               | 21275                        | -   | 88 980 500           |
| 17.                 | KP Cabang Tanjung Balai                          | 21300                        | 38 563 750  | 220 290 000          |
| 18.                 | KP Cabang Bagan Asahan                           | 21351                        | -   | 30 230 000           |
| 19.                 | KP Cabang Sungai Kepayang                        | 21381                        | -   | 7 200 000            |
| 20.                 | KP Cabang Tanjung Ledong                         | 21475                        | -   | 5 300 000            |
| 21.                 | KP Cabang Kebun Kopi                             | 21657B1                      |   | 5 300 000            |
| <b>Jumlah/Total</b> |  |                              | <b>109 851 000</b>                                | <b>1 390 690 610</b> |

Lanjutan Tabel/*Continued Table 8.2.9*

|                     | Kantor Pos On Line<br><i>On Line Post Office</i> | Kode Pos<br><i>Post Code</i> | Kiriman Wesel Pos<br><i>Money Orders Delivery</i> |                      |
|---------------------|--|------------------------------|---|----------------------|
|                     |  |                              | Western Union                                     | WI Luar Negeri       |
|                     | (1)  | (2)                          | (3)   | (4)                  |
| 1.                  | Kprk Kisaran                                     | 21200                        | 2 102 854 900                                     | 350 137 889          |
| 2.                  | KP Cabang Sungai Bejangkar                       | 21252                        | 231 245 600                                       | 96 306 550           |
| 3.                  | KP Cabang Tanjung Tiram                          | 21253                        | 559 298 700                                       | 143 945 692          |
| 4.                  | KP Cabang Labuhan Ruku                           | 21254                        | 280 363 400                                       | 44 038 260           |
| 5.                  | KP Cabang Lima Puluh                             | 21255                        | 274 563 100                                       | 28 395 668           |
| 6.                  | KP Cabang Indrapura                              | 21256                        | 673 872 500                                       | 153 360 275          |
| 7.                  | KP Cabang Kuala Tanjung                          | 21257                        | 16 577 100  | -                    |
| 8.                  | KP Cabang Sungai Silau                           | 21261                        | 66 366 200  | 2 104 950            |
| 9.                  | KP Cabang BP Mandoge                             | 21262                        | 80 081 700  | -                    |
| 10.                 | KP Cabang Binjai Serbangan                       | 21263                        | 526 149 900                                       | 79 217 124           |
| 11.                 | KP Cabang Meranti                                | 21264                        | 88 172 100  | -                    |
| 12.                 | KP Cabang Simpang Empat                          | 21271                        | 521 892 700                                       | 9 947 070            |
| 13.                 | KP Cabang Air Batu                               | 21272                        | 66 129 300  | 6 747 500            |
| 14.                 | KP Cabang Pulau Raja                             | 21273                        | 104 638 000                                       | 82 227 508           |
| 15.                 | KP Cabang Bandar Pulau                           | 21274                        | 106 767 800                                       | 996 891              |
| 16.                 | KP Cabang Aek Loba                               | 21275                        | 42 622 000  |                      |
| 17.                 | KP Cabang Tanjung Balai                          | 21300                        | 1 375 383 100                                     | 280 844 356          |
| 18.                 | KP Cabang Bagan Asahan                           | 21351                        | 274 105 500                                       | 8 802 877            |
| 19.                 | KP Cabang Sungai Kepayang                        | 21381                        | 4 436 500   | -                    |
| 20.                 | KP Cabang Tanjung Ledong                         | 21475                        | 27 802 900  | 17 704 537           |
| 21.                 | KP Cabang Kebun Kopi                             | 21657B1                      | 125 612 900                                       | -                    |
| <b>Jumlah/Total</b> |  |                              | <b>7 548 935 900</b>                              | <b>1 304 777 147</b> |

Sumber : PT Pos Indonesia (Persero) Kantor Pos Kisaran


Source : *State Enterprise of Post of Kisaran*

# BAB 9

## Chapter 9

### PERBANKAN, KOPERASI & HARGA- HARGA BANKING, COOPERATIVE & PRICES

#### KOPERASI COOPERATIVE



Anggota/  
Members  
**37.593**

Simpanan Anggota/  
Members Saving  
**1518**

Jumlah /  
Number  
**606 Unit**

Rata-rata harga kebutuhan pokok di kota kisaran (Mewakili  
Kec.Pulau Rakyat dan Simpang Empat) selama tahun 2021 /  
The average prices of main goods in the kisaran city (Represents the District Pulau Rakyat  
and Simpang Empat) during 2021



Beras Ramos/  
Ramos Rice  
**12.667**

Gula Pasir/  
Sugar  
**12.625**

Minyak Goreng  
Bimoli/  
Bimoli Cooking Oli  
**15.583**



**PENJELASAN TEKNIS****TECHNICAL NOTE**

1. **Koperasi** adalah badan hukum yang berdasarkan atas asas kekeluargaan yang anggotanya terdiri dari orang perorangan atau badan hukum dengan tujuan untuk mensejahterakan anggotanya. Umumnya koperasi dikendalikan secara bersama oleh seluruh anggotanya, dimana setiap anggota memiliki hak suara yang sama dalam setiap keputusan yang diambil koperasi.
1. **Cooperative** is a legal entity based on the principle of kinship whose members consist of individuals or legal entities with the aim to welfare its members. Generally the cooperative is jointly controlled by all its members, in which each member has the same voting rights in every decision taken by the cooperative.

**ULASAN****DESCRIPTION**

Tahun 2021 koperasi yang terdaftar mengalami penurunan sebesar 5,4 persen dari tahun 2020. Banyaknya koperasi yang terdaftar tahun 2021 adalah 606 unit dengan jumlah anggota 37.593 orang.

*In the year 2021 Number of registered cooperatives decreased amount 5,4 percent when compared to the year 2021, that is 606 units with 37.593 members.*

Khusus untuk KUD yang diharapkan menjadi penggerak perekonomian desa pada tahun 2021 yaitu 22 buah. Jumlah tersebut mampu menyerap 837 anggota dengan simpanan anggota sebesar 1,83 miliar rupiah dan volume usaha sebesar 2,22 miliar rupiah.

*KUD Special to the village economy is expected to be driving in the year 2020 that is 22 units. The amount is capable of absorbing 837 members with members' savings amounting to 1,83 billion dollars and business volume amounted to 2,22 billion rupiahs.*

Peranan bank dalam menunjang pertumbuhan perekonomian Kabupaten Asahan cukup berarti yaitu untuk mendukung program pemerintah dan memperlancar modal usaha.

*Banking contribution in supporting economical growth in Asahan Regency was significant enough, in order to support governmental programs and speed up investment.*

Tahun 2020 posisi kredit mikro yang telah disalurkan oleh bank pada Bulan Nopember sebesar 1.433.323 juta rupiah, untuk kredit kecil sebesar 721.308 juta rupiah dan untuk kredit menengah sebesar 876.105 juta rupiah.

*In 2020, position of microl crediton Nopember that was distributed by banks as much as 1.433.323 million rupiahs, small credit was 721.308 million rupiahs and medium credit was 876.105 milion rupiahs.*

Selain bank dan koperasi, pegadaian merupakan salah satu alternatif lain bagi masyarakat untuk memperoleh kredit atau pinjaman secara cepat dan mudah.

*Besides banks and cooperatives, State Owned Company Pawnshop was an alternative for public to get credit allowance in easy and quick way.*

Asuransi Jasa Raharja yang bergerak di bidang pemberian santunan kecelakaan, pada tahun 2021 telah membayarkan santunan kecelakaan sebesar 26,7 miliar rupiah kepada 514 korban/ahli waris kecelakaan yang terdiri dari 384 korban luka-luka dan 130 korban meninggal dunia.

*Insurance of Jasa Raharja moves in accident service insurance. In 2021 it paid compensation as much as 26,7 billion rupiahs to 514 victims/heirs which comprising of 3843 injured and 130death.*

Rata-rata harga kebutuhan pokok di kota kisanan ( Mewakili Kec.Pulau Rakyat dan Simpang Empat) selama tahun 2021 adalah sebagai berikut: untuk komoditas beras, rata-rata harga untuk 3 jenis kualitas adalah sebesar Rp 11.333,- dengan harga tertinggi sebesar Rp 12.667,- untuk kualitas ramos dan harga terendah untuk kualitas C4 dan Ir.64 dengan harga masing-masing sebesar Rp 11.333,- dan Rp. 12.167,-. Untuk harga minyak goreng curah rata-rata harga selama tahun 2021 sebesar Rp.14.541,-, minyak goreng bimoli rata-rata sebesar Rp 15.583,-. Harga gula pasir curah selama tahun 2021 rata-rata sebesar Rp.12.625 dan untuk komoditas minyak tanah, rata-rata harga sebesar Rp. 10.000.

*The average prices of main goods in the kisanan city (Represents the District Pulau Rakyat and Simpang Empat) during 2021 are as follows: for rice commodities, the average price for the 3 types of quality is amounted Rp 11.333,- at a price of Rp 12.667- for the highest quality and lowest price ramos for C4 and Ir.64 quality at a price of Rp 11.333,- and Rp 12.167,-. For the price of cooking oil average price for the year 2021 amounted to Rp 14.541- cooking oil (bimoli) average of Rp 15583,-. Sugar prices during 2021 an average of Rp 12.625,- and kerosene for commodities, the average price of Rp 10.000,-*

**Tabel**  
**Table****9.1****Jumlah Koperasi Menurut Jenis dan Kecamatan (unit), 2021**  
**Number of Cooperatives by Type and District (unit), 2021**

|     | Kecamatan<br><i>District</i> | Jenis Koperasi<br><i>Type of Cooperative</i> |             |             |                    |             |                |             | Kop.<br>Perika<br>nan |
|-----|------------------------------|--|-------------|-------------|--------------------|-------------|----------------|-------------|-----------------------|
|     |                              | KUD  | Kop.<br>Tan | Kop.<br>Bun | Kop.<br>Ter<br>nak | Kop.<br>Nel | Koppo<br>ntren | Kop.<br>Kar |                       |
|     |                              |  |             |             |                    |             |                |             |                       |
| 1.  | B. P. Mandoge                | 2  | 10          | 1           | -                  | -           | -              | 3           | -                     |
| 2.  | Bandar Pulau                 | 3  | 3           | -           | -                  | -           | -              | -           | -                     |
| 3.  | Aek Songsongan               | -  | -           | -           | -                  | -           | -              | 1           | -                     |
| 4.  | Rahuning                     | -  | -           | -           | -                  | -           | -              | 1           | -                     |
| 5.  | Pulau Rakyat                 | 2  | 7           | -           | 1                  | -           | -              | 2           | -                     |
| 6.  | Aek Kuasan                   | 1  | 6           | 1           | -                  | -           | -              | 1           | -                     |
| 7.  | Aek Ledong                   | -  | 3           | -           | -                  | -           | -              | -           | -                     |
| 8.  | Sei Kepayang                 | 1  | 15          | 1           | -                  | -           | -              | -           | -                     |
| 9.  | Sei Kepayang Barat           | -  | 4           | -           | -                  | 2           | -              | -           | -                     |
| 10. | Sei Kepayang Timur           | -  | 1           | -           | -                  | -           | -              | -           | -                     |
| 11. | Tanjung Balai                | 1  | 3           | -           | -                  | 8           | -              | -           | -                     |
| 12. | Simpang Empat                | -  | 5           | -           | -                  | -           | -              | 3           | -                     |
| 13. | Teluk Dalam                  | 1  | 1           | -           | -                  | -           | -              | 5           | -                     |
| 14. | Air Batu                     | 2  | 2           | -           | -                  | -           | 3              | 4           | 1                     |
| 15. | Sei Dadap                    | 1  | 2           | -           | -                  | -           | 1              | -           | -                     |
| 16. | Buntu Pane                   | 2  | 1           | -           | -                  | -           | -              | -           | -                     |
| 17. | Tinggi Raja                  | -  | 2           | -           | -                  | -           | -              | -           | -                     |
| 18. | Setia Janji                  | 1  | 2           | -           | -                  | -           | -              | -           | -                     |
| 19. | Meranti                      | 1  | 7           | -           | -                  | -           | -              | -           | -                     |
| 20. | Pulo Bandring                | -  | 1           | -           | -                  | -           | -              | -           | -                     |
| 21. | Rawang Panca Arga            | 1  | 6           | -           | -                  | -           | -              | 1           | -                     |
| 22. | Air Joman                    | 2  | 3           | -           | -                  | -           | 1              | -           | -                     |
| 23. | Silau Laut                   | 1  | 3           | -           | 1                  | -           | -              | -           | -                     |
| 24. | Kisaran Barat                | -  | -           | -           | -                  | -           | 1              | 11          | 1                     |
| 25. | Kisaran Timur                | -  | 2           | -           | -                  | -           | 1              | 6           | -                     |
|     | <b>Asahan</b>                | <b>22</b>                                    | <b>89</b>   | <b>3</b>    | <b>2</b>           | <b>10</b>   | <b>7</b>       | <b>38</b>   | <b>2</b>              |



Lanjutan Tabel/Continued Table 9.1

| Kecamatan<br><i>District</i> | Jenis Koperasi<br><i>Type of Cooperative</i> |             |            |             |           |                        |           |                      |
|------------------------------|--|-------------|------------|-------------|-----------|------------------------|-----------|----------------------|
|                              | Kop.<br>AD                                   | Kop.<br>Pol | KSU        | Kop.<br>Pas | KSP       | Kop.<br>Angkt<br>Darat | KPN       | Kop.<br>Produ<br>sen |
| (1)                          | (9)  | (10)        | (11)       | (12)        | (13)      | (14)                   | (15)      | (16)                 |
| 1. B. P. Mandoge             | -  | -           | 4          | -           | 1         | -                      | 1         | 3                    |
| 2. Bandar Pulau              | -  | -           | 9          | -           | -         | -                      | -         | -                    |
| 3. Aek Songsongan            | -  | -           | 3          | -           | -         | -                      | -         | 2                    |
| 4. Rahuning                  | -  | -           | -          | -           | -         | -                      | -         | -                    |
| 5. Pulau Rakyat              | -  | -           | 6          | -           | 1         | -                      | 2         | 2                    |
| 6. Aek Kuasan                | -  | -           | 3          | -           | -         | -                      | -         | -                    |
| 7. Aek Ledong                | -  | -           | 2          | -           | -         | -                      | -         | -                    |
| 8. Sei Kepayang              | -  | -           | 2          | 1           | -         | -                      | 2         | 1                    |
| 9. Sei Kepayang<br>Barat     | -  | -           | 1          | -           | -         | -                      | -         | 3                    |
| 10. Sei Kepayang<br>Timur    | -  | -           | -          | -           | -         | -                      | -         | -                    |
| 11. Tanjung Balai            | -  | -           | 3          | -           | -         | 1                      | 1         | 2                    |
| 12. Simpang Empat            | -  | -           | -          | -           | -         | -                      | 3         | -                    |
| 13. Teluk Dalam              | -  | -           | -          | -           | -         | -                      | -         | -                    |
| 14. Air Batu                 | -  | -           | 11         | 3           | 2         | -                      | 1         | -                    |
| 15. Sei Dadap                | -  | -           | 3          | -           | 1         | -                      | 1         | 1                    |
| 16. Buntu Pane               | -  | -           | 2          | -           | 1         | -                      | 1         | 1                    |
| 17. Tinggi Raja              | -  | -           | 2          | -           | -         | -                      | -         | 1                    |
| 18. Setia Janji              | -  | -           | -          | -           | -         | -                      | -         | 2                    |
| 19. Meranti                  | -  | -           | 4          | -           | -         | -                      | 1         | -                    |
| 20. Pulo Bandring            | -  | -           | 1          | -           | -         | -                      | -         | -                    |
| 21. Rawang Panca<br>Arga     | -  | -           | 1          | -           | -         | -                      | -         | 1                    |
| 22. Air Joman                | -  | -           | 6          | -           | 1         | -                      | 1         | -                    |
| 23. Silau Laut               | -  | -           | 1          | -           | -         | -                      | -         | -                    |
| 24. Kisaran Barat            | 1  | -           | 50         | 4           | 6         | 5                      | 16        | 4                    |
| 25. Kisaran Timur            | 1  | 2           | 37         | 2           | 4         | -                      | 13        | 2                    |
| <b>Asahan</b>                | <b>2</b>                                     | <b>2</b>    | <b>151</b> | <b>10</b>   | <b>17</b> | <b>6</b>               | <b>43</b> | <b>25</b>            |

Lanjutan Tabel/*Continued Table* 9.1

|               | Kecamatan<br><i>District</i> | Jenis Koperasi<br><i>Type of Cooperative</i> |                      |                     |                     |          |           |               | Jumlah<br><i>Total</i> |
|---------------|------------------------------|--|----------------------|---------------------|---------------------|----------|-----------|---------------|------------------------|
|               |                              | Kop.<br>Wan                                  | Kop.<br>Kon<br>sumen | Kop.<br>Vete<br>ran | Kop.<br>Pepa<br>bri | Kopma    | KJKS      | Lain-<br>Lain |                        |
|               |                              | (17)   | (18)                 | (19)                | (20)                | (21)     | (22)      | (23)          |                        |
| 1.            | B. P. Mandoge                | -  | 1                    | -                   | -                   | -        | 2         | -             | 28                     |
| 2.            | Bandar Pulau                 | -  | -                    | -                   | -                   | -        | 1         | 4             | 20                     |
| 3.            | Aek Songsongan               | 1  | -                    | -                   | -                   | -        | -         | 7             | 14                     |
| 4.            | Rahuning                     | -  | -                    | -                   | -                   | -        | -         | 1             | 2                      |
| 5.            | Pulau Rakyat                 | -  | -                    | -                   | -                   | -        | -         | 3             | 26                     |
| 6.            | Aek Kuasan                   | -  | 1                    | -                   | -                   | -        | 2         | 3             | 18                     |
| 7.            | Aek Ledong                   | -  | -                    | -                   | -                   | -        | 1         | 1             | 7                      |
| 8.            | Sei Kepayang                 | -  | 1                    | -                   | -                   | -        | 1         | 6             | 31                     |
| 9.            | Sei Kepayang Barat           | -  | -                    | -                   | -                   | -        | 1         | -             | 11                     |
| 10.           | Sei Kepayang Timur           | -  | -                    | -                   | -                   | -        | -         | -             | 1                      |
| 11.           | Tanjung Balai                | 1  | -                    | -                   | -                   | -        | 2         | 2             | 24                     |
| 12.           | Simpang Empat                | 1  | -                    | -                   | -                   | -        | 9         | 4             | 25                     |
| 13.           | Teluk Dalam                  | -  | -                    | -                   | -                   | -        | 3         | -             | 10                     |
| 14.           | Air Batu                     | 1  | -                    | -                   | -                   | -        | 5         | 1             | 36                     |
| 15.           | Sei Dadap                    | -  | 1                    | -                   | -                   | -        | 2         | 8             | 21                     |
| 16.           | Buntu Pane                   | 1  | -                    | -                   | -                   | -        | 1         | 2             | 12                     |
| 17.           | Tinggi Raja                  | -  | -                    | -                   | -                   | -        | 5         | 1             | 11                     |
| 18.           | Setia Janji                  | 1  | -                    | -                   | -                   | -        | 1         | 1             | 8                      |
| 19.           | Meranti                      | -  | -                    | -                   | -                   | -        | 2         | 1             | 16                     |
| 20.           | Pulo Bandring                | 1  | 1                    | -                   | -                   | -        | 7         | 1             | 12                     |
| 21.           | Rawang Panca Arga            | -  | 2                    | -                   | -                   | -        | 3         | -             | 15                     |
| 22.           | Air Joman                    | 1  | -                    | -                   | -                   | -        | 5         | 5             | 25                     |
| 23.           | Silau Laut                   | 1  | -                    | -                   | -                   | -        | 4         | 7             | 18                     |
| 24.           | Kisaran Barat                | 4  | 2                    | -                   | -                   | 2        | 14        | 28            | 149                    |
| 25.           | Kisaran Timur                | 4  | 2                    | 1                   | 1                   | -        | 12        | 21            | 111                    |
| <b>Asahan</b> |                              | <b>17</b>                                    | <b>11</b>            | <b>1</b>            | <b>1</b>            | <b>2</b> | <b>83</b> | <b>107</b>    | <b>651</b>             |

Sumber : Dinas Koperasi dan Perdagangan Kabupaten Asahan

Source : *Cooperative and Trade of Asahan Regency*

**Tabel 9.2** Jumlah Anggota Koperasi Menurut Jenis dan Kecamatan (orang), 2021  
**Table 9.2** Number of Cooperative's Members by Type and District (person), 2021

|     | Kecamatan<br><i>District</i> | Jenis Koperasi<br><i>Type of Cooperative</i> |              |             |                   |            |                |              |              | Kop.<br>Perika<br>nan |
|-----|------------------------------|--|--------------|-------------|-------------------|------------|----------------|--------------|--------------|-----------------------|
|     |                              | KUD  | Kop.<br>Tan  | Kop.<br>Bun | Kop<br>Tern<br>ak | Kop<br>Nel | Koppo<br>ntren | Kop.Kar      | Kop.<br>AD   |                       |
|     | (1)                          | (2)  | (3)          | (4)         | (5)               | (6)        | (7)            | (8)          | (8)          | (9)                   |
| 1.  | B. P. Mandoge                | 42   | 10           | 20          | -                 | -          | -              | 401          | -            | -                     |
| 2.  | Bandar Pulau                 | 40   | 29           | -           | -                 | -          | -              | -            | -            | -                     |
| 3.  | Aek Songsongan               | 95   | -            | -           | -                 | -          | -              | -            | -            | -                     |
| 4.  | Rahuning                     | -  | -            | -           | -                 | -          | -              | 63           | -            | -                     |
| 5.  | Pulau Rakyat                 | 44   | 34           | -           | 34                | -          | -              | 1 078        | -            | -                     |
| 6.  | Aek Kuasan                   | 40   | 149          | 20          | -                 | -          | -              | 1 578        | -            | -                     |
| 7.  | Aek Ledong                   | -  | 57           | -           | -                 | -          | -              | -            | -            | -                     |
| 8.  | Sei Kepayang                 | 20   | 134          | 21          | -                 | -          | -              | -            | -            | -                     |
| 9.  | Sei Kepayang Barat           | -  | 200          | -           | -                 | 20         | -              | -            | -            | -                     |
| 10. | Sei Kepayang Timur           | -  | 20           | -           | -                 | -          | -              | -            | -            | -                     |
| 11. | Tanjung Balai                | 20   | 60           | -           | -                 | 154        | -              | -            | -            | -                     |
| 12. | Simpang Empat                | 20   | 38           | -           | -                 | -          | -              | 98           | -            | -                     |
| 13. | Teluk Dalam                  | 20   | 20           | -           | -                 | -          | -              | 100          | -            | -                     |
| 14. | Air Batu                     | 25   | 40           | -           | -                 | -          | 225            | 1 798        | -            | 41                    |
| 15. | Sei Dadap                    | 42   | 55           | -           | -                 | -          | 34             | -            | -            | -                     |
| 16. | Buntu Pane                   | 8  | 11           | -           | -                 | -          | -              | -            | -            | -                     |
| 17. | Tinggi Raja                  | 20   | 20           | -           | -                 | -          | -              | -            | -            | -                     |
| 18. | Setia Janji                  | 118  | 50           | -           | -                 | -          | -              | -            | -            | -                     |
| 19. | Meranti                      | 41   | 92           | -           | -                 | -          | -              | -            | -            | -                     |
| 20. | Pulo Bandring                | -  | 20           | -           | -                 | -          | -              | -            | -            | -                     |
| 21. | Rawang Panca Arga            | 20   | 10           | -           | -                 | -          | -              | -            | -            | -                     |
| 22. | Air Joman                    | 197  | 22           | -           | -                 | -          | 20             | -            | -            | -                     |
| 23. | Silau Laut                   | 25   | 60           | -           | 20                | 23         | -              | -            | -            | -                     |
| 24. | Kisaran Barat                | -  | -            | -           | -                 | -          | 20             | 165          | 790          | 20                    |
| 25. | Kisaran Timur                | -  | 120          | -           | -                 | -          | 20             | 68           | 879          | -                     |
|     | <b>Asahan</b>                | <b>837</b>                                   | <b>1 251</b> | <b>61</b>   | <b>54</b>         | <b>197</b> | <b>319</b>     | <b>5 349</b> | <b>1 669</b> | <b>61</b>             |

Lanjutan Tabel/*Continued Table 9.2*

| Kecamatan<br><i>District</i> | Jenis Koperasi<br><i>Type of Cooperative</i> |              |              |                        |              |             |                      |                      |
|------------------------------|--|--------------|--------------|------------------------|--------------|-------------|----------------------|----------------------|
|                              | Kop.<br>Pol                                  | KSU          | KSP          | Kop.<br>Angkt<br>Darat | KPN          | Kop.<br>Wan | Kop.<br>Konsu<br>men | Kop.<br>Produ<br>sen |
| (1)                          | (10)   | (11)         | (12)         | (13)                   | (14)         | (15)        | (16)                 | (17)                 |
| 1. B. P. Mandoge             | -  | 102          | 35           | -                      | 193          | -           | 20                   | 77                   |
| 2. Bandar Pulau              | -  | 120          | -            | -                      | -            | -           | -                    | -                    |
| 3. Aek Songsongan            | -  | 26           | -            | -                      | -            | 35          | -                    | 65                   |
| 4. Rahuning                  | -  | 0            | -            | -                      | -            | -           | -                    | -                    |
| 5. Pulau Rakyat              | -  | 47           | -            | -                      | 60           | -           | -                    | 45                   |
| 6. Aek Kuasan                | -  | 270          | -            | -                      | -            | -           | -                    | -                    |
| 7. Aek Ledong                | -  | 55           | -            | -                      | -            | -           | -                    | -                    |
| 8. Sei Kepayang              | -  | 40           | -            | -                      | 40           | -           | -                    | 26                   |
| 9. Sei Kepayang Barat        | -  | 34           | -            | -                      | -            | -           | -                    | 45                   |
| 10. Sei Kepayang Timur       | -  | 0            | -            | -                      | -            | -           | -                    | -                    |
| 11. Tanjung Balai            | -  | 80           | -            | 20                     | 135          | 20          | -                    | 45                   |
| 12. Simpang Empat            | -  | 103          | -            | -                      | 820          | 23          | -                    | -                    |
| 13. Teluk Dalam              | -  | 0            | -            | -                      | -            | -           | -                    | -                    |
| 14. Air Batu                 | -  | 82           | 56           | -                      | 20           | 23          | -                    | -                    |
| 15. Sei Dadap                | -  | 57           | 45           | -                      | -            | -           | -                    | 20                   |
| 16. Buntu Pane               | -  | 92           | 21           | -                      | 342          | 11          | -                    | 20                   |
| 17. Tinggi Raja              | -  | 41           | -            | -                      | -            | -           | -                    | 30                   |
| 18. Setia Janji              | -  | 0            | -            | -                      | -            | 25          | -                    | 43                   |
| 19. Meranti                  | -  | 85           | -            | -                      | 349          | -           | -                    | -                    |
| 20. Pulo Bandring            | -  | 12           | -            | -                      | -            | 22          | 78                   | -                    |
| 21. Rawang Panca Arga        | -  | 0            | -            | -                      | -            | -           | 20                   | 20                   |
| 22. Air Joman                | -  | 124          | 60           | -                      | 275          | 20          | -                    | -                    |
| 23. Silau Laut               | -  | 20           | -            | -                      | -            | 20          | -                    | -                    |
| 24. Kisaran Barat            | -  | 419          | 7 583        | 60                     | 4 027        | 150         | 40                   | 90                   |
| 25. Kisaran Timur            | 701  | 312          | 24           | 1 385                  | 1 451        | 50          | -                    | 52                   |
| <b>Asahan</b>                | <b>701</b>                                   | <b>2 121</b> | <b>7 824</b> | <b>1 465</b>           | <b>7 712</b> | <b>399</b>  | <b>158</b>           | <b>578</b>           |

Lanjutan Tabel/Continued Table 9.2

| Kecamatan<br><i>District</i> | Jenis Koperasi<br><i>Type of Cooperative</i> |                 |           |              |               | Jumlah<br><i>Total</i> |
|------------------------------|--|-----------------|-----------|--------------|---------------|------------------------|
|                              | Kop.<br>Veteran                              | Kop.<br>Pepabri | Kopma     | KJKS         | Lain-<br>Lain |                        |
| (1)                          | (18)   | (19)            | (20)      | (21)         | (22)          | (23)                   |
| 1. B. P. Mandoge             | -  | -               | -         | 21           | 118           | 1 039                  |
| 2. Bandar Pulau              | -  | -               | -         | 35           | 20            | 244                    |
| 3. Aek Songsongan            | -  | -               | -         | -            | 140           | 361                    |
| 4. Rahuning                  | -  | -               | -         | -            | 20            | 83                     |
| 5. Pulau Rakyat              | -  | -               | -         | -            | 1 406         | 2 748                  |
| 6. Aek Kuasan                | -  | -               | -         | 145          | 40            | 2 242                  |
| 7. Aek Ledong                | -  | -               | -         | 23           | 34            | 169                    |
| 8. Sei Kepayang              | -  | -               | -         | 33           | 100           | 414                    |
| 9. Sei Kepayang Barat        | -  | -               | -         | 64           | -             | 363                    |
| 10. Sei Kepayang Timur       | -  | -               | -         | -            | -             | 20                     |
| 11. Tanjung Balai            | -  | -               | -         | 200          | 80            | 814                    |
| 12. Simpang Empat            | -  | -               | -         | 546          | 23            | 1 671                  |
| 13. Teluk Dalam              | -  | -               | -         | 35           | -             | 175                    |
| 14. Air Batu                 | -  | -               | -         | 106          | 40            | 2 456                  |
| 15. Sei Dadap                | -  | -               | -         | 59           | 60            | 372                    |
| 16. Buntu Pane               | -  | -               | -         | 38           | 162           | 705                    |
| 17. Tinggi Raja              | -  | -               | -         | 130          | 20            | 261                    |
| 18. Setia Janji              | -  | -               | -         | 20           | 20            | 276                    |
| 19. Meranti                  | -  | -               | -         | 40           | 20            | 627                    |
| 20. Pulo Bandring            | -  | -               | -         | 171          | 20            | 323                    |
| 21. Rawang Panca Arga        | -  | -               | -         | 92           | -             | 162                    |
| 22. Air Joman                | -  | -               | -         | 21           | 60            | 799                    |
| 23. Silau Laut               | -  | -               | -         | 84           | 140           | 392                    |
| 24. Kisaran Barat            | -  | -               | 40        | 120          | 154           | 13 678                 |
| 25. Kisaran Timur            | 38   | 31              | -         | 168          | 1 900         | 7 199                  |
| <b>Asahan</b>                | <b>38</b>                                    | <b>31</b>       | <b>40</b> | <b>2 151</b> | <b>4 577</b>  | <b>37 593</b>          |

Sumber : Dinas Koperasi dan Perdagangan Kabupaten Asahan

Source : *Cooperative and Trade of Asahan Regency*

**Tabel 9.3** Jumlah Simpanan Anggota Koperasi Menurut Jenis dan Kecamatan (000 rp), 2021  
**Table 9.3** Value of Cooperative Members Savings by Type and District (000 rp), 2021

|     | Kecamatan<br>District | Jenis Koperasi<br>Type of Cooperative |                       |                        |                     |
|-----|-----------------------|---------------------------------------|-----------------------|------------------------|---------------------|
|     |                       | KUD                                   | Koperasi<br>Pertanian | Koperasi<br>Perkebunan | Koperasi<br>Nelayan |
|     | (1)                   | (2)                                   | (3)                   | (4)                    | (5)                 |
| 1.  | B. P. Mandoge         | 1 094 905,75                          | 15 000,00             | -                      | -                   |
| 2.  | Bandar Pulau          | -                                     | 38 480,00             | -                      | -                   |
| 3.  | Aek Songsongan        | 100 000,00                            | -                     | -                      | -                   |
| 4.  | Rahuning              | -                                     | 75 000,00             | -                      | -                   |
| 5.  | Pulau Rakyat          | -                                     | -                     | -                      | -                   |
| 6.  | Aek Kuasan            | -                                     | -                     | -                      | -                   |
| 7.  | Aek Ledong            | -                                     | 32 000,00             | -                      | -                   |
| 8.  | Sei Kepayang          | -                                     | 17 000,00             | 15 000,00              | -                   |
| 9.  | Sei Kepayang Barat    | -                                     | -                     | -                      | -                   |
| 10. | Sei Kepayang Timur    | -                                     | -                     | -                      | 25 000,00           |
| 11. | Tanjung Balai         | -                                     | -                     | -                      | 45 000,00           |
| 12. | Simpang Empat         | -                                     | -                     | -                      | -                   |
| 13. | Teluk Dalam           | -                                     | -                     | -                      | -                   |
| 14. | Air Batu              | 219 105,79                            | -                     | -                      | -                   |
| 15. | Sei Dadap             | 112 999,26                            | -                     | -                      | -                   |
| 16. | Buntu Pane            | -                                     | -                     | -                      | -                   |
| 17. | Tinggi Raja           | -                                     | -                     | -                      | -                   |
| 18. | Setia Janji           | 98 191,82                             | -                     | -                      | -                   |
| 19. | Meranti               | -                                     | -                     | -                      | -                   |
| 20. | Pulo Bandring         | -                                     | -                     | -                      | -                   |
| 21. | Rawang Panca Arga     | -                                     | -                     | -                      | -                   |
| 22. | Air Joman             | 203 517,10                            | -                     | -                      | 25 000,00           |
| 23. | Silau Laut            | -                                     | -                     | -                      | -                   |
| 24. | Kisaran Barat         | -                                     | -                     | -                      | -                   |
| 25. | Kisaran Timur         | -                                     | -                     | -                      | -                   |
|     | <b>Asahan</b>         | <b>1 828 719,72</b>                   | <b>177 480,00</b>     | <b>15 000,00</b>       | <b>95 000,00</b>    |

Lanjutan Tabel/Continued Table 9.3

| Kecamatan<br><i>District</i> | Jenis Koperasi<br><i>Type of Cooperative</i> |                       |                     |                     |
|------------------------------|--|-----------------------|---------------------|---------------------|
|                              | Koperasi<br>Pesantren                        | Koperasi<br>Karyawan  | Koperasi AD         | Koperasi<br>Pol.    |
| (1)                          | (6)  | (7)                   | (8)                 | (9)                 |
| 1. B. P. Mandoge             | -  | -                     | -                   | -                   |
| 2. Bandar Pulau              | -  | -                     | -                   | -                   |
| 3. Aek Songsongan            | -  | -                     | -                   | -                   |
| 4. Rahuning                  | -  | 596 533,24            | -                   | -                   |
| 5. Pulau Rakyat              | -  | 3 838 746,06          | -                   | -                   |
| 6. Aek Kuasan                | -  | -                     | -                   | -                   |
| 7. Aek Ledong                | -  | -                     | -                   | -                   |
| 8. Sei Kepayang              | -  | -                     | -                   | -                   |
| 9. Sei Kepayang Barat        | -  | -                     | -                   | -                   |
| 10. Sei Kepayang Timur       | -  | -                     | -                   | -                   |
| 11. Tanjung Balai            | -  | 206 216,46            | -                   | -                   |
| 12. Simpang Empat            | -  | -                     | -                   | -                   |
| 13. Teluk Dalam              | 5 865,00                                     | 381 387 133,67        | -                   | -                   |
| 14. Air Batu                 | -  | -                     | -                   | -                   |
| 15. Sei Dadap                | -  | -                     | -                   | -                   |
| 16. Buntu Pane               | -  | -                     | -                   | -                   |
| 17. Tinggi Raja              | -  | -                     | -                   | -                   |
| 18. Setia Janji              | -  | -                     | -                   | -                   |
| 19. Meranti                  | -  | -                     | -                   | -                   |
| 20. Pulo Bandring            | -  | -                     | -                   | -                   |
| 21. Rawang Panca Arga        | -  | -                     | -                   | -                   |
| 22. Air Joman                | -  | -                     | -                   | -                   |
| 23. Silau Laut               | -  | -                     | 2 943 791,47        | -                   |
| 24. Kisaran Barat            | -  | 150 612,00            | 17 000,00           | 6 012 070,87        |
| 25. Kisaran Timur            | -  | -                     | -                   | -                   |
| <b>Asahan</b>                | <b>5 865,00</b>                              | <b>386 194 241,43</b> | <b>2 960 791,47</b> | <b>6 012 070,87</b> |

Lanjutan Tabel/*Continued Table 9.3*

| Kecamatan<br><i>District</i> | Jenis Koperasi<br><i>Type of Cooperative</i> |                      |                     |                      |
|------------------------------|--|----------------------|---------------------|----------------------|
|                              | KSU  | KSP                  | Kop. Angk.<br>Darat | KPN                  |
| (1)                          | (10)   | (11)                 | (12)                | (13)                 |
| 1. B. P. Mandoge             | -  | 15 000,00            | -                   | 2 233 939,81         |
| 2. Bandar Pulau              | 41 500,00                                    | -                    | -                   | -                    |
| 3. Aek Songsongan            | 7 100,00                                     | -                    | -                   | -                    |
| 4. Rahuning                  | -  | -                    | -                   | -                    |
| 5. Pulau Rakyat              | 54 077,00                                    | -                    | -                   | -                    |
| 6. Aek Kuasan                | 90 576,08                                    | -                    | -                   | -                    |
| 7. Aek Ledong                | -  | -                    | -                   | -                    |
| 8. Sei Kepayang              | -  | -                    | -                   | -                    |
| 9. Sei Kepayang Barat        | -  | -                    | -                   | -                    |
| 10. Sei Kepayang Timur       | -  | -                    | -                   | -                    |
| 11. Tanjung Balai            | -  | -                    | -                   | 1 731 254,16         |
| 12. Simpang Empat            | -  | -                    | -                   | 6 535 718,04         |
| 13. Teluk Dalam              | -  | -                    | -                   | -                    |
| 14. Air Batu                 | 150 217,98                                   | -                    | -                   | -                    |
| 15. Sei Dadap                | -  | 48 486,42            | -                   | -                    |
| 16. Buntu Pane               | 17 000,00                                    | -                    | -                   | 4 916 975,72         |
| 17. Tinggi Raja              | -  | -                    | -                   | -                    |
| 18. Setia Janji              | -  | -                    | -                   | -                    |
| 19. Meranti                  | 50 000,00                                    | -                    | -                   | 4 824 437,54         |
| 20. Pulo Bandring            | -  | -                    | -                   | -                    |
| 21. Rawang Panca Arga        | -  | -                    | -                   | -                    |
| 22. Air Joman                | -  | -                    | -                   | 2 493 400,69         |
| 23. Silau Laut               | -  | -                    | -                   | -                    |
| 24. Kisaran Barat            | -  | 28 580               | -                   | -                    |
|                              | 1 346 509,80                                 | 532,96               | -                   | 21 866 546,93        |
| 25. Kisaran Timur            | 286 321,05                                   | 123 477,96           | 2 038 141,16        | 25 892 442,76        |
| <b>Asahan</b>                | <b>2 043 301,91</b>                          | <b>28 767 497,34</b> | <b>2 038 141,16</b> | <b>70 494 715,65</b> |



Lanjutan Tabel/Continued Table 9.3

|     | Kecamatan<br><i>District</i> | Jenis Koperasi<br><i>Type of Cooperative</i> |                      |                      |                     |
|-----|------------------------------|--|----------------------|----------------------|---------------------|
|     |                              | Koperasi<br>Wanita                           | Koperasi<br>Konsumen | Koperasi<br>Produsen | Koperasi<br>Veteran |
|     | (1)                          | (14)   | (15)                 | (16)                 | (17)                |
| 1.  | B. P. Mandoge                | -  | 15 000,00            | 565 500,00           | -                   |
| 2.  | Bandar Pulau                 | -  | -                    | -                    | -                   |
| 3.  | Aek Songsongan               | -  | -                    | 16 250,00            | -                   |
| 4.  | Rahuning                     | -  | -                    | -                    | -                   |
| 5.  | Pulau Rakyat                 | -  | -                    | 18 750,00            | -                   |
| 6.  | Aek Kuasan                   | -  | -                    | -                    | -                   |
| 7.  | Aek Ledong                   | -  | -                    | -                    | -                   |
| 8.  | Sei Kepayang                 | -  | -                    | 32 500,00            | -                   |
| 9.  | Sei Kepayang Barat           | -  | -                    | 48 250,00            | -                   |
| 10. | Sei Kepayang Timur           | -  | -                    | -                    | -                   |
| 11. | Tanjung Balai                | -  | -                    | 31 250,00            | -                   |
| 12. | Simpang Empat                | 10 889,00                                    | -                    | -                    | -                   |
| 13. | Teluk Dalam                  | -  | -                    | -                    | -                   |
| 14. | Air Batu                     | -  | -                    | -                    | -                   |
| 15. | Sei Dadap                    | -  | 15 000,00            | -                    | -                   |
| 16. | Buntu Pane                   | -  | -                    | -                    | -                   |
| 17. | Tinggi Raja                  | -  | -                    | 19 500,00            | -                   |
| 18. | Setia Janji                  | -  | -                    | 16 000,00            | -                   |
| 19. | Meranti                      | -  | 15 000,00            | -                    | -                   |
| 20. | Pulo Bandring                | 79 600,00                                    | 25 750,00            | -                    | -                   |
| 21. | Rawang Panca Arga            | -  | -                    | -                    | -                   |
| 22. | Air Joman                    | -  | -                    | -                    | -                   |
| 23. | Silau Laut                   | -  | -                    | -                    | -                   |
| 24. | Kisaran Barat                | 1 308 403,00                                 | 15 000,00            | 82 500,00            | -                   |
| 25. | Kisaran Timur                | 25 581,80                                    | -                    | 18 750,00            | 213 565,59          |
|     | <b>Asahan</b>                | <b>1 424 473,80</b>                          | <b>85 750,00</b>     | <b>849 250,00</b>    | <b>213 565,59</b>   |

Lanjutan Tabel/*Continued Table 9.3*

| Kecamatan<br><i>District</i> | Jenis Koperasi<br><i>Type of Cooperative</i> |                   |                            |                        |
|------------------------------|--|-------------------|----------------------------|------------------------|
|                              | Koperasi<br>Pepabri                          | KJKS              | Lain-lain<br><i>Others</i> | Jumlah<br><i>Total</i> |
| (1)                          | (19)   | (20)              | (21)                       | (22)                   |
| 1. B. P. Mandoge             | -  | -                 | 137 375,00                 | 4 091 720,56           |
| 2. Bandar Pulau              | -  | 15 000,00         | -                          | 94 980,00              |
| 3. Aek Songsongan            | -  | -                 | -                          | 123 350,00             |
| 4. Rahuning                  | -  | -                 | -                          | 75 000,00              |
| 5. Pulau Rakyat              | -  | -                 | 5 621 224,43               | 6 290 584,67           |
| 6. Aek Kuasan                | -  | 12 480,00         | -                          | 3 941 802,14           |
| 7. Aek Ledong                | -  | -                 | -                          | 32 000,00              |
| 8. Sei Kepayang              | -  | 5 400,00          | -                          | 69 900,00              |
| 9. Sei Kepayang Barat        | -  | -                 | -                          | 48 250,00              |
| 10. Sei Kepayang Timur       | -  | -                 | -                          | 25 000,00              |
| 11. Tanjung Balai            | -  | 103 046,00        | -                          | 1 910 550,16           |
| 12. Simpang Empat            | -  | 119 891,05        | -                          | 6 872 714,55           |
| 13. Teluk Dalam              | -  | 15 000,00         | -                          | 15 000,00              |
| 14. Air Batu                 | -  | -                 | -                          | 381 821                |
|                              | -  | 58 809,55         | -                          | 131,99                 |
| 15. Sei Dadap                | -  | 44 700,37         | 15 000,00                  | 236 186,05             |
| 16. Buntu Pane               | -  | 5 300,00          | 285 477,94                 | 5 224 753,66           |
| 17. Tinggi Raja              | -  | 42 000,00         | -                          | 61 500,00              |
| 18. Setia Janji              | -  | -                 | -                          | 114 191,82             |
| 19. Meranti                  | -  | 5 200,00          | -                          | 4 894 637,54           |
| 20. Pulo Bandring            | -  | 1 623,24          | -                          | 106 973,24             |
| 21. Rawang Panca Arga        | -  | 279 301,13        | --                         | 279 301,13             |
| 22. Air Joman                | -  | -                 | 30 000,00                  | 2 751 917,79           |
| 23. Silau Laut               | -  | 15 000,00         | 30 000,00                  | 45 000,00              |
| 24. Kisaran Barat            | -  | 32 234,50         | 1 096 788,20               | 57 272 306,86          |
| 25. Kisaran Timur            | 91 445,78                                    | 152 250,00        | 6 594 806,14               | 41 616 465,11          |
| <b>Asahan</b>                | <b>9 1445,78</b>                             | <b>907 235,84</b> | <b>1 381 0671,71</b>       | <b>518 015 217,27</b>  |

Sumber : Dinas Koperasi dan Perdagangan Kabupaten Asahan

Source : *Cooperative and Trade of Asahan Regency*

**Tabel 9.4** **Volume Usaha Koperasi Menurut Jenis dan Kecamatan (000 rp), 2021**  
**Table 9.4** **Volume of Cooperative's Working by Type and District (000 rp), 2021**

|     | Kecamatan<br><i>District</i> | Jenis Koperasi<br><i>Type of Cooperative</i> |                     |                  |                     |
|-----|------------------------------|--|---------------------|------------------|---------------------|
|     |                              | KUD  | Kop.<br>Nelayan     | Kop.<br>Pontren  | Kop.<br>Karyawan    |
|     | (1)                          | (2)  | (3)                 | (4)              | (5)                 |
| 1.  | B. P. Mandoge                | 418 212,76                                   | -                   | -                | 30 000,00           |
| 2.  | Bandar Pulau                 | -  | -                   | -                | -                   |
| 3.  | Aek Songsongan               | 16 671,23                                    | -                   | -                | -                   |
| 4.  | Rahuning                     | -  | -                   | -                | -                   |
| 5.  | Pulau Rakyat                 | -  | -                   | -                | -                   |
| 6.  | Aek Kuasan                   | -  | -                   | -                | 7 793 282,67        |
| 7.  | Aek Ledong                   | -  | -                   | -                | -                   |
| 8.  | Sei Kepayang                 | 54 475,00                                    | -                   | -                | -                   |
| 9.  | Sei Kepayang Barat           | -  | -                   | -                | -                   |
| 10. | Sei Kepayang Timur           | -  | 20 000,00           | -                | -                   |
| 11. | Tanjung Balai                | -  | 400 000,00          | -                | -                   |
| 12. | Simpang Empat                | -  | -                   | -                | 158 704,63          |
| 13. | Teluk Dalam                  | -  | -                   | -                | 155 804,63          |
| 14. | Air Batu                     | 16 953,63                                    | -                   | 84 625,00        | 1 572 213,55        |
| 15. | Sei Dadap                    | 605 166,26                                   | -                   | -                | -                   |
| 16. | Buntu Pane                   | -  | -                   | -                | -                   |
| 17. | Tinggi Raja                  | -  | -                   | -                | -                   |
| 18. | Setia Janji                  | 57 925,40                                    | -                   | -                | -                   |
| 19. | Meranti                      | -  | -                   | -                | -                   |
| 20. | Pulo Bandring                | -  | -                   | -                | -                   |
| 21. | Rawang Panca Arga            | -  | -                   | -                | -                   |
| 22. | Air Joman                    | 50 000,00                                    | 25 000,00           | -                | -                   |
| 23. | Silau Laut                   | -  | -                   | -                | -                   |
| 24. | Kisaran Barat                | -  | -                   | -                | -                   |
| 25. | Kisaran Timur                | -  | -                   | -                | 51 975,35           |
|     | <b>Asahan</b>                | <b>2 219 404,27</b>                          | <b>1 445 000,00</b> | <b>84 625,00</b> | <b>9 761 980,83</b> |

Lanjutan Tabel/*Continued Table 9.4*

| Kecamatan<br><i>District</i> | Jenis Koperasi<br><i>Type of Cooperative</i> |                   |                     |
|------------------------------|--|-------------------|---------------------|
|                              | Kop. AD                                      | Kop. Kepolisian   | KSU                 |
| (1)                          | (6)  | (7)               | (8)                 |
| 1. B. P. Mandoge             | -  | -                 | -                   |
| 2. Bandar Pulau              | -  | -                 | -                   |
| 3. Aek Songsongan            | -  | -                 | 50 500,00           |
| 4. Rahuning                  | -  | -                 | -                   |
| 5. Pulau Rakyat              | -  | -                 | 160 778,00          |
| 6. Aek Kuasan                | -  | -                 | 266 897,00          |
| 7. Aek Ledong                | -  | -                 | -                   |
| 8. Sei Kepayang              | -  | -                 | -                   |
| 9. Sei Kepayang Barat        | -  | -                 | -                   |
| 10. Sei Kepayang Timur       | -  | -                 | -                   |
| 11. Tanjung Balai            | -  | -                 | -                   |
| 12. Simpang Empat            | -  | -                 | -                   |
| 13. Teluk Dalam              | -  | -                 | -                   |
| 14. Air Batu                 | 54 445,25                                    | -                 | 176 377,83          |
| 15. Sei Dadap                | -  | -                 | -                   |
| 16. Buntu Pane               | -  | -                 | 56 500,00           |
| 17. Tinggi Raja              | -  | -                 | -                   |
| 18. Setia Janji              | -  | -                 | -                   |
| 19. Meranti                  | -  | -                 | -                   |
| 20. Pulo Bandring            | -  | -                 | -                   |
| 21. Rawang Panca Arga        | -  | -                 | -                   |
| 22. Air Joman                | -  | -                 | -                   |
| 23. Silau Laut               | -  | -                 | -                   |
| 24. Kisaran Barat            | 3 166 791,94                                 | -                 | 1 042 189,67        |
| 25. Kisaran Timur            | -  | 682 967,62        | 943 815,63          |
| <b>Asahan</b>                | <b>3 221 237,19</b>                          | <b>682 967,62</b> | <b>2 697 058,12</b> |

Lanjutan Tabel/Continued Table 9.4

|     | Kecamatan<br><i>District</i> | Jenis Koperasi<br><i>Type of Cooperative</i> |                    |                      | KSP                 |
|-----|------------------------------|--|--------------------|----------------------|---------------------|
|     |                              | KPN  | Koperasi<br>Wanita | Koperasi<br>Konsumen |                     |
|     | (1)                          | (9)  | (10)               | (11)                 | (12)                |
| 1.  | B. P. Mandoge                | 5 692 042,98                                 | -                  | 37 000,00            |                     |
| 2.  | Bandar Pulau                 | -  | -                  | -                    | -                   |
| 3.  | Aek Songsongan               | -  | -                  | -                    | -                   |
| 4.  | Rahuning                     | -  | -                  | -                    | -                   |
| 5.  | Pulau Rakyat                 | -  | -                  | -                    | -                   |
| 6.  | Aek Kuasan                   | -  | -                  | -                    | -                   |
| 7.  | Aek Ledong                   | -  | -                  | -                    | -                   |
| 8.  | Sei Kepayang                 | -  | -                  | -                    | -                   |
| 9.  | Sei Kepayang Barat           | -  | -                  | -                    | -                   |
| 10. | Sei Kepayang Timur           | -  | -                  | -                    | -                   |
| 11. | Tanjung Balai                | -  | -                  | -                    | -                   |
| 12. | Simpang Empat                | 9 801 264,80                                 | 39 000,00          | -                    | -                   |
| 13. | Teluk Dalam                  | -  | -                  | -                    | -                   |
| 14. | Air Batu                     | -  | -                  | -                    | -                   |
| 15. | Sei Dadap                    | -  | -                  | 25 000,00            | -                   |
| 16. | Buntu Pane                   | 2 018 117,05                                 | -                  | -                    | 295 860,70          |
| 17. | Tinggi Raja                  | -  | -                  | -                    | -                   |
| 18. | Setia Janji                  | -  | -                  | -                    | -                   |
| 19. | Meranti                      | 5 645 973,83                                 | -                  | -                    | -                   |
| 20. | Pulo Bandring                | -  | 50 600,00          | -                    | -                   |
| 21. | Rawang Panca Arga            | -  | -                  | -                    | -                   |
| 22. | Air Joman                    | 7 574 723,05                                 | -                  | -                    | -                   |
| 23. | Silau Laut                   | -  | -                  | -                    | -                   |
| 24. | Kisaran Barat                | 49 363 021,28                                | -                  | 36 000,00            | -                   |
| 25. | Kisaran Timur                | 25 870 277,23                                | 20 620,00          | -                    | 6 038 106,04        |
|     |                              |  |                    |                      | 349 895,83          |
|     | <b>Asahan</b>                | <b>105 965 420,21</b>                        | <b>110 220,00</b>  | <b>98 000,00</b>     | <b>6 683 862,57</b> |

Lanjutan Tabel/*Continued Table 9.4*

| Kecamatan<br><i>District</i> | Jenis Koperasi<br><i>Type of Cooperative</i> |                     |                      |
|------------------------------|--|---------------------|----------------------|
|                              | Koperasi Veteran                             | Koperasi<br>Pepabri | Koperasi<br>Produsen |
| (1)                          | (13)   | (14)                | (15)                 |
| 1. B. P. Mandoge             | -  | -                   | -                    |
| 2. Bandar Pulau              | -  | -                   | -                    |
| 3. Aek Songsongan            | -  | -                   | -                    |
| 4. Rahuning                  | -  | -                   | -                    |
| 5. Pulau Rakyat              | -  | -                   | -                    |
| 6. Aek Kuasan                | -  | -                   | -                    |
| 7. Aek Ledong                | -  | -                   | -                    |
| 8. Sei Kepayang              | -  | -                   | -                    |
| 9. Sei Kepayang Barat        | -  | -                   | -                    |
| 10. Sei Kepayang Timur       | -  | -                   | -                    |
| 11. Tanjung Balai            | -  | -                   | 55 000,00            |
| 12. Simpang Empat            | -  | -                   | -                    |
| 13. Teluk Dalam              | -  | -                   | -                    |
| 14. Air Batu                 | -  | -                   | -                    |
| 15. Sei Dadap                | -  | -                   | -                    |
| 16. Buntu Pane               | -  | -                   | -                    |
| 17. Tinggi Raja              | -  | -                   | -                    |
| 18. Setia Janji              | -  | -                   | -                    |
| 19. Meranti                  | -  | -                   | -                    |
| 20. Pulo Bandring            | -  | -                   | -                    |
| 21. Rawang Panca Arga        | -  | -                   | -                    |
| 22. Air Joman                | -  | -                   | -                    |
| 23. Silau Laut               | -  | -                   | -                    |
| 24. Kisaran Barat            | 98 890,50                                    | -                   | -                    |
| 25. Kisaran Timur            | 150 035,00                                   | 45 900,00           | -                    |
| <b>Asahan</b>                | <b>248 925,50</b>                            | <b>45 900,00</b>    | <b>55 000,00</b>     |

Lanjutan Tabel/Continued Table 9.4

|               | Kecamatan<br><i>District</i> | Jenis Koperasi<br><i>Type of Cooperative</i> |                     |                            | Jumlah<br><i>Total</i> |
|---------------|------------------------------|--|---------------------|----------------------------|------------------------|
|               |                              | Kop.<br>Perikanan                            | KJKS                | Lain-lain<br><i>Others</i> |                        |
|               |                              | (16)   | (17)                | (18)                       |                        |
| (1)           | (16)                         | (17)   | (18)                | (19)                       |                        |
| 1.            | B. P. Mandoge                | -  | -                   | -                          | 7 177 255,74           |
| 2.            | Bandar Pulau                 | -  | 10 550,00           | -                          | 10 550,00              |
| 3.            | Aek Songsongan               | -  | -                   | -                          | 67 171,23              |
| 4.            | Rahuning                     | -  | -                   | -                          | -                      |
| 5.            | Pulau Rakyat                 | -  | -                   | 1 192 650,00               | 1 353 428,00           |
| 6.            | Aek Kuasan                   | -  | -                   | -                          | 8 060 179,67           |
| 7.            | Aek Ledong                   | -  | -                   | -                          | -                      |
| 8.            | Sei Kepayang                 | -  | -                   | -                          | 54 475,00              |
| 9.            | Sei Kepayang Barat           | -  | -                   | -                          | -                      |
| 10.           | Sei Kepayang Timur           | -  | -                   | -                          | 20 000,00              |
| 11.           | Tanjung Balai                | -  | 164 677,15          | -                          | 1 619 677,15           |
| 12.           | Simpang Empat                | -  | 248 400,00          | -                          | 10 247 369,43          |
| 13.           | Teluk Dalam                  | -  | 6 208,00            | -                          | 162 012,63             |
| 14.           | Air Batu                     | 36 000,00                                    | 125 815,05          | -                          | 2 066 430,31           |
| 15.           | Sei Dadap                    | -  | 100 023,35          | -                          | 1 026 050,30           |
| 16.           | Buntu Pane                   | -  | -                   | 478 703,67                 | 2 553 320,72           |
| 17.           | Tinggi Raja                  | -  | 20 500,00           | -                          | 20 500,00              |
| 18.           | Setia Janji                  | -  | -                   | -                          | 57 925,40              |
| 19.           | Meranti                      | -  | -                   | -                          | 5 645 973,83           |
| 20.           | Pulo Bandring                | -  | -                   | -                          | 50 600,00              |
| 21.           | Rawang Panca Arga            | -  | 3 650 000,00        | -                          | 3 650 000,00           |
| 22.           | Air Joman                    | -  | -                   | -                          | 7 649 723,05           |
| 23.           | Silau Laut                   | -  | -                   | -                          | -                      |
| 24.           | Kisaran Barat                | 28 000,00                                    | 2 197,50            | 1 714 388,97               | 61 489 585,88          |
| 25.           | Kisaran Timur                | -  | 101 900,00          | 6 985 057,50               | 35 202 444,15          |
| <b>Asahan</b> |                              | <b>64 000,00</b>                             | <b>4 430 271,05</b> | <b>10 370 800,14</b>       | <b>48 184 672,48</b>   |

Sumber : Dinas Koperasi dan Perdagangan Kabupaten Asahan

Source : *Cooperative and Trade of Asahan Regency*

**Tabel**  
**Table** 9.5 **Posisi Kredit Usaha Mikro, Kecil dan Menengah yang Diberikan Bank Umum Menurut Sebaran Plafond Kredit (juta rp), 2021**  
**Outstanding of Commercial Banks Credits to Micro, Small and Medium Scale Enterprise (million rp), 2021**

| <b>Bulan</b><br><b>Month</b>   | <b>Mikro</b><br><b>Micro</b> | <b>Kecil</b><br><b>Small</b> | <b>Menengah</b><br><b>Medium</b> |
|--------------------------------|------------------------------|------------------------------|----------------------------------|
| (1)                            | (2)                          | (3)                          | (4)                              |
| 1. Januari/ <i>January</i>     | 1 334 022                    | 722 257                      | 957 094                          |
| 2. Pebruari/ <i>February</i>   | 1 282 018                    | 739 571                      | 1 026 825                        |
| 3. Maret/ <i>March</i>         | 1 232 127                    | 750 867                      | 1 081 730                        |
| 4. April/ <i>April</i>         | 1 225 153                    | 814 925                      | 1 037 899                        |
| 5. Mei/ <i>May</i>             | 1 218 091                    | 836 256                      | 1 010 224                        |
| 6. Juni/ <i>June</i>           | 1 219 892                    | 864 557                      | 999 029                          |
| 7. Juli/ <i>July</i>           | 1 224 750                    | 883 223                      | 970 666                          |
| 8. Agustus/ <i>August</i>      | 1 246 215                    | 919 649                      | 952 298                          |
| 9. September/ <i>September</i> | 1 269 984                    | 957 732                      | 904 218                          |
| 10. Oktober/ <i>October</i>    | 1 280 950                    | 1 007 299                    | 887 531                          |
| 11. Nopember/ <i>November</i>  | 1 305 228                    | 1 046 083                    | 840 159                          |
| 12. Desember/ <i>December</i>  | 2 228 927                    | 894 942                      | 253 722                          |

Sumber : Bank Indonesia Cabang Medan

Source : *Bank Indonesia Medan Branch*



**Tabel** 9.6 **Posisi Simpanan Masyarakat Rupiah dan Valuta Asing Umum dan BPR (juta rp), 2021**  
**Table** 9.6 **Outstanding of Private Deposit in Rupiah and Foreign Currency of Commercial and Rural Banks (million rp), 2021**

|     | <b>Bulan</b><br><b>Month</b> | <b>Giro</b><br><b>Giro</b> | <b>Tabungan</b><br><b>Saving</b> |
|-----|------------------------------|----------------------------|----------------------------------|
|     | (1)                          | (2)                        | (3)                              |
| 1.  | Januari/January              | 394 730                    | 4 035 930                        |
| 2.  | Pebruari/February            | 504 481                    | 3 576 279                        |
| 3.  | Maret/March                  | 617 812                    | 3 632 855                        |
| 4.  | April/April                  | 596 905                    | 3 737 057                        |
| 5.  | Mei/May                      | 675 666                    | 3 964 754                        |
| 6.  | Juni/June                    | 2 467 956                  | 3 860 915                        |
| 7.  | Juli/July                    | 1 082 698                  | 3 906 203                        |
| 8.  | Agustus/August               | 560 345                    | 3 385 224                        |
| 9.  | September/September          | 606 165                    | 3 380 628                        |
| 10. | Oktober/October              | 647 713                    | 3 448 782                        |
| 11. | Nopember/November            | 649 961                    | 3 722 690                        |
| 12. | Desember/December            | 497 481                    | 3 650 733                        |

Sumber : Bank Indonesia Cabang Medan

Source : Bank Indonesia Medan Branch

Lanjutan Tabel/*Continued Table 9.6*

| <b>Bulan</b><br><b>Month</b>   | <b>Simpanan Berjangka</b><br><b>Time Deposit</b> | <b>Jumlah Dana</b><br><b>Total Found</b> |
|--------------------------------|--|--|
| (1)                            | (4)  | (5)                                      |
| 1. Januari/ <i>January</i>     | 6 009 610  | 10 440 270                               |
| 2. Pebruari/ <i>February</i>   | 6 884 462  | 10 965 222                               |
| 3. Maret/ <i>March</i>         | 7 998 921  | 12 249 589                               |
| 4. April/ <i>April</i>         | 8 389 942  | 12 723 903                               |
| 5. Mei/ <i>May</i>             | 9 670 427  | 14 310 847                               |
| 6. Juni/ <i>June</i>           | 7 698 275  | 14 027 146                               |
| 7. Juli/ <i>July</i>           | 9 118 225  | 14 107 126                               |
| 8. Agustus/ <i>August</i>      | 4 644 915  | 8 590 484                                |
| 9. September/ <i>September</i> | 4 650 841  | 8 637 635                                |
| 10. Oktober/ <i>October</i>    | 5 224 612  | 9 321 106                                |
| 11. Nopember/ <i>November</i>  | 5 886 487  | 10 259 138                               |
| 12. Desember/ <i>December</i>  | 6 391 764  | 10 539 979                               |

Sumber : Bank Indonesia Cabang Medan

Source : *Bank Indonesia Medan Branch*

**Tabel**  
**Table****9.7 Nilai Transaksi pada Perum Pegadaian Kisaran (rp), 2021**  
**Value of Transaction in Kisaran's State Owned Company**  
**Pawnshop Service (rp), 2021**

| <b>Bulan</b><br><b>Month</b> | <b>Nilai Barang</b><br><b>Jaminan</b><br><b>Value of</b><br><b>Deposits</b> | <b>Nilai Kredit yang</b><br><b>Diberikan</b><br><b>Credit Value</b> | <b>Pelunasan</b><br><b>Paying Off</b> | <b>Lelang</b><br><b>Auction</b> |
|------------------------------|---|---|---------------------------------------|---------------------------------|
| (1)                          | (2)   | (3)   | (4)                                   | (5)                             |
| 1. Januari/January           | 10 708 788 235  | 9 102 470 000   | 4 871 700 000                         | 119 500 000                     |
| 2. Pebruari/February         | 8 923 070 588   | 7 584 610 000   | 4 489 220 000                         | 106 480 000                     |
| 3. Maret/March               | 10 925 541 176  | 9 286 710 000   | 5 624 440 000                         | 345 380 000                     |
| 4. April/April               | 9 760 258 823   | 8 296 220 000   | 5 1060890 000                         | 820 840 000                     |
| 5. Mei/May                   | 7 801 411 764   | 6 631 200 000   | 4 973 110 000                         | 238 690 000                     |
| 6. Juni/June                 | 10 734 905 882  | 9 124 670 000   | 4 225 940 000                         | 141 870 000                     |
| 7. Juli/July                 | 9 626 176 470   | 8 182 250 000   | 4 895 930 000                         | 10 250 000                      |
| 8. Agustus/August            | 8 572 682 352   | 7 286 780 000   | 4 174 190 000                         | -                               |
| 9. September/September       | 9 498 870 558   | 8 074 040 000   | 4 471 960 000                         | 381 700 000                     |
| 10. Oktober/October          | 10 362 682 352  | 8 808 280 000   | 5 243 450 000                         | 335 750 000                     |
| 11. Nopember/November        | 11 066 329 411  | 9 406 380 000   | 6 306 180 000                         | 255 140 000                     |
| 12. Desember/December        | 11 822 011 764  | 10 048 710 000  | 6 193 300 000                         | 456 220 000                     |
| <b>Jumlah/Total</b>          | <b>119 802 729 375</b>  | <b>101 922 320 000</b>  | <b>60 576 310 000</b>                 | <b>3 211 820 000</b>            |

Sumber : PT. Pegadaian (Persero) Cabang Kisaran

Source : State Owned Company of Pawnshop Service in Kisaran

**Tabel** 9.8 **Posisi Asuransi Jasa Raharja Cabang Kisaran, 2021**  
**Table** 9.8 **Position of Compulsory Accident Insurance Branch Kisaran, 2021**

| Bulan<br>Month         | Jumlah Kendaraan<br>yang Membayar<br>Number of Vehicles<br>paid |                 | Jumlah Korban<br>Kecelakaan Number<br>of Accident Victims<br>(jiwa/people) |                        |                     | Jumlah<br>Santunan yg<br>Dibayarkan<br>Compensation<br>Paid<br>(rp) |
|------------------------|---|-----------------|--|------------------------|---------------------|---|
|                        | Roda 2  | Roda 4          | Luka-luka<br>Wounded   | Meni<br>nggal<br>Death | Juml<br>ah<br>Total |   |
| (1)                    | (2)   | (3)             | (4)  | (5)                    | (6)                 | (7)   |
| 1. Januari/January     | 2 903,00  | 946,00          | 38   | 4                      | 42                  | 1 673 243 839,00  |
| 2. Pebruari/February   | 3 185,00  | 916,00          | 37   | 8                      | 45                  | 1 564 883 429,00  |
| 3. Maret/March         | 3 607,00  | 1 078,00        | 35   | 6                      | 41                  | 1 705 201 492,00  |
| 4. April/April         | 3 480,00  | 1 014,00        | 35   | 16                     | 51                  | 2 755 432 079,00  |
| 5. Mei/May             | 3 333,00  | 896,00          | 37   | 15                     | 52                  | 2 245 669 529,00  |
| 6. Juni/June           | 4 218,00  | 1 026,00        | 29   | 14                     | 43                  | 2 307 980 621,00  |
| 7. Juli/July           | 5 106,00  | 1 366,00        | 44   | 16                     | 60                  | 2 381 618 794,00  |
| 8. Agustus/August      | 4 842,00  | 1 264,00        | 26   | 5                      | 31                  | 2 279 863 143,00  |
| 9. September/September | 5 048,00  | 990,00          | 23   | 12                     | 35                  | 3 238 942 622,00  |
| 10. Oktober/October    | 4 882,00  | 1 471,00        | 34   | 14                     | 48                  | 1 657 190 313,00  |
| 11. Nopember/November  | 5 121,00  | 1 650,00        | 15   | 7                      | 22                  | 2 256 100 163,00  |
| 12. Desember/December  | 5 965,00  | 2 264,00        | 31   | 13                     | 44                  | 2 629 511 153,00  |
| <b>Jumlah/ Total</b>   | <b>51 690,00</b>  | <b>4 881,00</b> | <b>384</b>   | <b>130</b>             | <b>514</b>          | <b>26 695 637 177,00</b>  |

Sumber : PT. Jasa Raharja (Persero) Perwakilan Kisaran  
 Source : Jasa Raharja Insurance Company Branch Kisaran

**Tabel** 9.9 **Jumlah Peserta Asuransi Jiwa dan Asuransi yang Direalisasikan Menurut Jenisnya pada Asuransi Bumi Putera KRU Kisaran, 2021**  
**Table** 9.9 **Number of Customers of Life Insurance and Actual Insurance by Type in Bumi Putra Insurance Company Unit Kisaran, 2021**

| Jens Asuransi<br><i>Type of Insurance</i> | Jumlah Peserta<br><i>Number of Customers (jiwa/ people)</i> | Asuransi yang Direalisa-<br>sikan Actual<br><i>Insurance (kasus/ case)</i> | Premi<br><i>Premi</i>        |                    |
|---|---|--|------------------------------|--------------------|
|   |   |  | US Dollar                    | Rupiah             |
| (1)                                       | (2)   | (3)  | (4)                          | (5)                |
| 1. Dwi Guna Prima                         | 147   | -  |                              |                    |
| 2. Tahapan Prima                          | 2   | -  |                              |                    |
| 3. Dana Prima                             | 3   | -  |                              |                    |
| 4. Aneka Guna Prima                       | 57  | 12   |                              |                    |
| 5. Seumur Hidup Prima                     | 133   | -  | Premi sudah tidak dibayarkan |                    |
| 6. Beasiswa Berencana                     | 226   | -  |                              |                    |
| 7. Dana Bahagia                           | 6   | -  |                              |                    |
| 8. Swadana                                | 75  | 2  |                              |                    |
| 9. Permata                                | 1   | -  |                              |                    |
| 10. Mitra Pelangi                         | 365   | -  | -                            | 18 985 200         |
| 11. Dwiguna Std.US.\$                     | 13  | -  | Premi sudah tidak dibayarkan |                    |
| 12. Jaminan Keluarga                      | -   | -  | -                            | -                  |
| 13. Endowment Cash Plan                   | -   | -  | -                            | -                  |
| 14. Mitra Cerdas                          | 2 248   | -  | -                            | 630 577 820        |
| 15. Mitra Beasiswa Berencana              | 986   | 3  | -                            | 168 978 520        |
| 16. Mitra Permata                         | 308   | -  |                              |                    |
| 17. Mitra Smart                           | 185   | -  | Premi sudah tidak dibayarkan |                    |
| 18. Ekawaktu Ideal                        | 365   | 4  |                              |                    |
| 19. Mitra Guru                            | 740   | 2  | -                            | 39 850 000         |
| 20. Mitra Exellen                         | -   | -  | -                            | -                  |
| 21. Mitra Poesaka                         | 22  | -  | Premi sudah tidak dibayarkan |                    |
| <b>Jumlah/ Total</b>                      | <b>5 882</b>  | <b>23</b>  |                              | <b>858 391 540</b> |

Sumber : Asuransi Bumiputera Kantor Rayon Utama Kisaran

Source : Bumiputra Insurance Unit Kisaran

**Tabel  
Table**

9.10

**Jumlah Pelayanan Peserta Askes Menurut Jenis Pelayanan,  
Kasus, Biaya dan Unit Cost, 2021**  
**Number of State Owned Company Health Insurance Services  
by Type of Service, Case, Cost and Cost Unit, 2021**

| Jenis Pelayanan<br><i>Type of Service</i> |   | Kasus<br><i>Case</i> | Biaya yang<br>Dibayarkan<br><i>Payed Cost</i><br>(rp) | Unit<br>Cost<br><i>Unit</i><br>(rp)   |
|---|---|----------------------|---|---------------------------------------|
| (1)                                       |   | (2)                  | (3)   | (4)                                   |
| 1.  | Rawat Jalan Tingkat Pertama (RJTP)<br>First Degree of Hots treatment  |                      |   |                                       |
| a.  | Kapitasi  | 5 323 118            | 30 904 249 405  | 5 806                                 |
| b.  | Non Kapitasi  | 3 918                | 530 508 574   | 135 403                               |
| 2.  | Rawat Inap Tingkat Pertama First<br>Degree of Hospital Treatment  | 4 936                | 2 490 680 000   | 504 595                               |
| 3.  | Rawat Jalan Tingkat Lanjutan RSUD<br>HAMS Kisaran Advance Degree of<br>Home Hospital Treatment at Kisaran's<br>General Hospital | 62 670               | 14 924 116 500  | 238 138                               |
| 4.  | Rawat Inap Tingkat Lanjutan RSUD<br>HAMS Kisaran Advance Degree of<br>Hospital Treatment at Kisaran's<br>General Hospital       | 4 242                | 15 192 620 800  | 3 581 476                             |
| 5.  | Operasi RSU Kisaran Medical Surgery<br>at Kisaran's General Hospital  |                      |   | Satu paket dengan pelayanan RJTL/RITL |
| 6.  | Persalinan di RSU Kisaran Giving Birth<br>at Kisaran's General Hospital   |                      |   | Satu paket dengan pelayanan RJTL/RITL |
| 7.  | Persalinan Bidan Giving Birth Helped<br>by Midwife  |                      |   |                                       |
| a.  | Persalinan oleh Bidan   | 2 599                | 1 819 300 000   | 700 000                               |
| b.  | Persalinan oleh Dokter  | 11                   | 8 800 000   | 800 000                               |

Lanjutan Tabel/*Continued Table 9.10*

| Jenis Pelayanan<br><i>Type of Service</i>  | Kasus<br><i>Case</i>                  | Biaya yang<br>Dibayarkan<br><i>Payed Cost</i><br>(rp) | Unit<br>Cost<br><i>Cost</i><br>Unit<br>(rp) |
|--|---------------------------------------|---|---|
| (1)  | (2)                                   | (3)   | (4)   |
| 8. Kaca Mata <i>Spectacles</i>   | 5 092                                 | 1 099 950 000   | 216 015                                     |
| 9. Prothesa Gigi <i>Tooth Prothese</i>   |                                       |   |   |
| 10. <i>Intra Oculair Lens (IOL)</i>  | Satu paket dengan pelayanan RJTL/RITL |   |   |
| 11. Pelayanan Medis Lainnya <i>Others</i><br><i>Medical Service</i> :                              |                                       |   |   |
| a. Alat Bantu Dengar   |                                       |   |   |
| b. Darah <i>Blood</i>  |                                       |   |   |
| c. Implant   |                                       |   |   |
| d. CT Scan   |                                       |   |   |
| e. Klaim Khusus <i>Specially Claim</i>   |                                       |   |   |
| 12. Pelayanan Obat : <i>Medicine Service</i>   |                                       |   |   |
| a. Obat rawat jalan tk. lanjutan<br><i>Medicine for Advance Degree of</i><br><i>Home Treatment</i> | Satu paket dengan pelayanan RJTL      |   |   |
| b. Obat rawat inap tk. Lanjutan<br><i>Medicine for Advance Degree of</i><br><i>Treatment</i>       | Satu paket dengan pelayanan RJTL      |   |   |

Sumber : BPJS (Badan Penyelenggara Jaminan Sosial) Kesehatan  
Kantor Cabang Tanjung Balai

Source : *BPJS* Service in Tanjung Balai

**Tabel** 9.11 **Jumlah Peserta Asuransi Kesehatan (Askes) Menurut Jenis Peserta (jiwa), 2021**  
**Table** 9.11 **Number of Health Insurance's Customer by Type (people), 2021**

| <b>Jenis Peserta</b>     |   | <b>Jumlah</b>  |
|--------------------------|---|----------------|
| <b>Type of Customers</b> |   | <b>Total</b>   |
| (1)                      |   | (2)            |
| 1.                       | APBN (PBI)  | 228 900        |
| 2.                       | APBD KAB/KOTA                                     | 11 486         |
| 3.                       | APBD PROVINSI                                     | 6 472          |
| 4.                       | POLRI   | 5.473          |
| 5.                       | TNI   | -              |
| 6.                       | PNS EKS ASKES                                     | 23 413         |
| 7.                       | PEGAWAI SWASTA                                    | 57 033         |
| 8.                       | BUMD/BUMN   | -              |
| 9.                       | PPNPN   | 8 740          |
| 10.                      | MANDIRI (PBPU)                                    | 91 582         |
| 11.                      | Penerima Pensiun Swasta (Bukan Pekerja)           | 1              |
| 12.                      | Penerima Pensiun Eks Askes                        | 6 563          |
| 13.                      | Perintis Kemerdekaan/ <i>Independence Pioneer</i> | -              |
| 14.                      | Veteran/ <i>Veteran</i>                           | 135            |
| 15.                      | Pemberi Kerja & Investor                          | 103            |
| <b>Jumlah/ Total</b>     |   | <b>434 428</b> |

Sumber : BPJS (Badan Penyelenggara Jaminan Sosial) Kesehatan  
 Kantor Cabang Tanjung Balai

Source : BPJS Service in Tanjung Balai



**Tabel** 9.12 **Jumlah Peserta Asuransi Kesehatan (Askes) Beserta Tanggungan (jiwa), 2019-2021**  
**Table** 9.12 **Number of Health Insurance's Customer and Guarantee (people), 2019-2021**

| Jenis Peserta<br><i>Type of Customers</i>  | Tahun<br><i>Year</i> |      |      |
|--|----------------------|------|------|
|  | 2019                 | 2020 | 2021 |
| (1)  | (4)                  | (5)  | (6)  |
| A. Peserta Sosial<br><i>Social Customer's</i>  | -                    | -    | -    |
| B. Peserta Komersial<br><i>Commercial Customer's</i>   | -                    | -    | -    |
| C. Peserta Program Jamkesmas/<br>Peserta Gelandangan, Pengemis<br>& Anak Terlantar<br><i>Jamkesmas Customer's/<br/>Homeless, Begger &amp; Neglected<br/>child customer's</i> | -                    | -    | -    |

Sumber : BPJS (Badan Penyelenggara Jaminan Sosial) Kesehatan  
Kantor Cabang Tanjung Balai  
Source : BPJS Service in Tanjung Balai

**Tabel**  
**Table**

9.13

**Rasio Bangunan ber-IMB per Satuan Bangunan Menurut  
Kecamatan di Kabupaten Asahan, 2017 – 2021**  
*Building Ratio of IMB per Unit Building by District in Asahan  
Regency, 2017 - 2021*

| Kecamatan<br><i>District</i> |                    | Tahun<br><i>Year</i> |            |            |            |            |
|------------------------------|--------------------|----------------------|------------|------------|------------|------------|
|                              |                    | 2017                 | 2018       | 2019       | 2020       | 2021       |
| (1)                          |                    | (2)                  | (3)        | (4)        | (5)        | (6)        |
| 1.                           | B. P. Mandoge      | 30                   | 8          | 11         | 7          | 4          |
| 2.                           | Bandar Pulau       | 1                    | 1          | 7          | 3          | 3          |
| 3.                           | Aek Songsongan     | 3                    | 3          | 5          | 22         | 8          |
| 4.                           | Rahuning           | 8                    | 28         | 7          | -          | -          |
| 5.                           | Pulau Rakyat       | 11                   | 8          | 5          | 10         | 9          |
| 6.                           | Aek Kuasan         | 10                   | 9          | 12         | 14         | 4          |
| 7.                           | Aek Ledong         | 7                    | 11         | 22         | 5          | 4          |
| 8.                           | Sei Kepayang       | 1                    | -          | 6          | 3          | 3          |
| 9.                           | Sei Kepayang Barat | -                    | -          | 5          | 8          | 1          |
| 10.                          | Sei Kepayang Timur | -                    | 1          | 3          | 1          | -          |
| 11.                          | Tanjung Balai      | -                    | 2          | 4          | 10         | 3          |
| 12.                          | Simpang Empat      | 15                   | 23         | 18         | 5          | 9          |
| 13.                          | Teluk Dalam        | 11                   | 25         | 7          | 9          | 3          |
| 14.                          | Air Batu           | 52                   | 20         | 22         | 19         | 21         |
| 15.                          | Sei Dadap          | 9                    | 12         | 6          | 4          | 8          |
| 16.                          | Buntu Pane         | 13                   | 2          | 13         | 11         | 2          |
| 17.                          | Tinggi Raja        | 5                    | 4          | 1          | 5          | 5          |
| 18.                          | Setia Janji        | 1                    | 7          | 1          | 5          | -          |
| 19.                          | Meranti            | 9                    | 6          | 8          | 5          | 4          |
| 20.                          | Pulo Bandring      | 6                    | 10         | 4          | 10         | 3          |
| 21.                          | Rawang Panca Arga  | 5                    | 4          | 9          | 5          | -          |
| 22.                          | Air Joman          | 18                   | 14         | 23         | 15         | 4          |
| 23.                          | Silau Laut         | -                    | 3          | 1          | 8          | 3          |
| 24.                          | Kisaran Barat      | 104                  | 56         | 85         | 69         | 35         |
| 25.                          | Kisaran Timur      | 81                   | 81         | 98         | 75         | 40         |
| <b>Asahan</b>                |                    | <b>400</b>           | <b>338</b> | <b>383</b> | <b>328</b> | <b>176</b> |

Sumber : Dinas Penanaman Modal dan Pelayanan Perizinan Terpadu Satu Pintu Kabupaten Asahan  
Source : *Licensing Management Board and Investment Asahan Regency*

**Tabel** 9.14 **Jumlah Usaha Perizinan di Kabupaten Asahan, 2017 – 2021**  
**Table** 9.14 **Number of Enterprises Asahan District Licensing in Asahan Regency, 2017- 2021**

| Uraian                        | Tahun<br>Year |            |            |            |           |
|-------------------------------|---------------|------------|------------|------------|-----------|
|                               | 2017          | 2018       | 2019       | 2020       | 2021      |
| (1)                           | (2)           | (3)        | (4)        | (5)        | (6)       |
| 1. Izin Mendirikan Bangunan   | 400           | 338        | 383        | 328        | 176       |
| 2. Izin Usaha Angkutan Umum   | 19            | 6          | -          | -          | -         |
| 3. Izin Usaha Jasa Konstruksi | 63            | 73         | 89         | 44         | 6         |
| 4. Izin Usaha Galian C        | -             | -          | -          | -          | -         |
| 5. Izin Usaha Perdagangan     | 647           | 423        | 4          | 21         | 67        |
| <b>Jumlah/ Total</b>          | <b>1 129</b>  | <b>840</b> | <b>476</b> | <b>393</b> | <b>67</b> |

Sumber : Dinas Penanaman Modal dan Pelayanan Perizinan Terpadu Satu Pintu Kabupaten Asahan  
 Source : *Licensing Management Board and Investment Asahan Regency*

**Tabel**  
**Table** 9.15 **Jumlah Investor PMDN/PMA Menurut Sektor Ekonomi di Kabupaten Asahan, 2017 - 2021**  
*Number of Investor Domestic/ Foreign Investment by Sector Economy in Asahan Regency, 2017 - 2021*

|                      | Sektor Ekonomi<br><i>Economy Sector</i> | Tahun<br><i>Year</i> |           |           |           |           |
|----------------------|---|----------------------|-----------|-----------|-----------|-----------|
|                      |   | 2017                 | 2018      | 2019      | 2020      | 2021      |
|                      | (1)                                     | (2)                  | (3)       | (4)       | (5)       | (6)       |
| 1.                   | Pertanian                               | 10                   | 11        | 16        | 22        | 24        |
| 2.                   | Pertambangan dan Penggalian             | -                    | -         | -         | -         | -         |
| 3.                   | Industri Pengolahan                     | 14                   | 14        | 23        | 23        | 28        |
| 4.                   | Listrik, Gas & Air Minum                | 2                    | 2         | 5         | 7         | 7         |
| 5.                   | Bangunan                                | -                    | -         | -         | 1         | 1         |
| 6.                   | Perdagangan, Hotel & Restoran           | -                    | -         | 1         | 3         | 5         |
| 7.                   | Pengangkutan dan Komunikasi             | 1                    | 1         | 1         | -         | 1         |
| 8.                   | Keuangan, Sewa & Jasa Perusahaan        | -                    | -         | -         | -         | 1         |
| 9.                   | Jasa-Jasa                               | -                    | -         | -         | 1         | 1         |
| <b>Jumlah/ Total</b> |   | <b>27</b>            | <b>28</b> | <b>46</b> | <b>57</b> | <b>68</b> |

Sumber : Dinas Penanaman Modal dan Pelayanan Perizinan Terpadu Satu Pintu Kabupaten Asahan  
Source : *Licensing Management Board and Investment Asahan Regency*

**Tabel 9.16** Rata-Rata Harga Beberapa Bahan Pokok di Pasar Pulau Rakyat, Kecamatan Pulau Rakyat (rp), 2021  
**Table 9.16** Average Prices of Several Main Goods at Pulau Rakyat Market, Pulau Rakyat Sub-District (rp), 2021

|     | Komoditi<br>Commodity | Satuan<br>Unit | Bulan<br>Month |         |         |         |
|-----|-----------------------|----------------|----------------|---------|---------|---------|
|     |                       |                | Jan            | Feb     | Mar     | Apr     |
|     | (1)                   | (2)            | (3)            | (4)     | (5)     | (6)     |
| 1.  | Beras C4              | Kg             | 12 000         | 12 000  | 12 000  | 12 000  |
| 2.  | Beras Ir. 64          | Kg             | 10 500         | 10 500  | 10 500  | 10 500  |
| 3.  | Beras Ramos           | Kg             | 12 500         | 12 500  | 12 500  | 12 500  |
| 4.  | Ikan Asin Teri No. 1  | Kg             | 80 000         | 80 000  | 80 000  | 80 000  |
| 5.  | Ikan Asin Teri No. 2  | Kg             | 72 000         | 72 000  | 72 000  | 72 000  |
| 6.  | Ikan Asin Teri No. 3  | Kg             | 35 000         | 35 000  | 35 000  | 35 000  |
| 7.  | Minyak Goreng Curah   | Liter          | 13 000         | 13 000  | 13 000  | 13000   |
| 8.  | Minyak Goreng Bimoli  | Liter          | 14 000         | 14 000  | 14 000  | 14 000  |
| 9.  | Gula Pasir Curah      | Kg             | 12 500         | 12 500  | 12 500  | 12 500  |
| 10. | Garam Hancur          | 250 Gr         | 3 000          | 3 000   | 3 000   | 3 000   |
| 11. | Minyak Tanah          | Liter          | 10 000         | 10 000  | 10 000  | 10 000  |
| 12. | Sabun Cuci 'Telepon'  | Batang         | 2 000          | 2 000   | 2 500   | 2 500   |
| 13. | Kain Batik Mandala    | Helai          | 65 000         | 65 000  | 65 000  | 65 000  |
| 14. | Kain Batik Manggala   | Helai          | 35 000         | 35 000  | 35 000  | 35 000  |
| 15. | Emas 22 Karat ( 70% ) | Gram           | 650 000        | 650 000 | 650 000 | 640 000 |
| 16. | Emas 24 Karat ( 97% ) | Gram           | 785 000        | 785 000 | 735 000 | 755 000 |

Lanjutan Tabel/*Continued Table* 9.16

|     | Komoditi<br><i>Commodity</i> | Satuan<br><i>Unit</i> | Bulan<br><i>Month</i> |         |         |         |
|-----|------------------------------|-----------------------|-----------------------|---------|---------|---------|
|     |                              |                       | Mei                   | Juni    | Juli    | Agt     |
|     | (1)                          | (2)                   | (7)                   | (8)     | (9)     | (10)    |
| 1.  | Beras C4                     | Kg                    | 12 000                | 12 000  | 12 000  | 12 000  |
| 2.  | Beras Ir. 64                 | Kg                    | 10 500                | 10 500  | 10 500  | 10 500  |
| 3.  | Beras Ramos                  | Kg                    | 12 500                | 12 500  | 12 500  | 12 500  |
| 4.  | Ikan Asin Teri No. 1         | Kg                    | 80 000                | 80 000  | 80 000  | 80 000  |
| 5.  | Ikan Asin Teri No. 2         | Kg                    | 72 000                | 72 000  | 72 000  | 72 000  |
| 6.  | Ikan Asin Teri No. 3         | Kg                    | 35 000                | 35 000  | 35 000  | 35 000  |
| 7.  | Minyak Goreng Curah          | Liter                 | 13 000                | 13 500  | 14 000  | 16 000  |
| 8.  | Minyak Goreng Bimoli         | Liter                 | 14 000                | 14 000  | 14 000  | 17 000  |
| 9.  | Gula Pasir Curah             | Kg                    | 12 500                | 12 500  | 12 500  | 13 000  |
| 10. | Garam Hancur                 | 250 Gr                | 3 000                 | 3 000   | 3 000   | 3 000   |
| 11. | Minyak Tanah                 | Liter                 | 10 000                | 10 000  | 10 000  | 10 000  |
| 12. | Sabun Cuci 'Telepon'         | Batang                | 2 500                 | 2 500   | 2 500   | 2 500   |
| 13. | Kain Batik Mandala           | Helai                 | 65 000                | 65 000  | 65 000  | 65 000  |
| 14. | Kain Batik Manggala          | Helai                 | 35 000                | 35 000  | 35 000  | 35 000  |
| 15. | Emas 22 Karat ( 70% )        | Gram                  | 640 000               | 650 000 | 630 000 | 630 000 |
| 16. | Emas 24 Karat ( 97% )        | Gram                  | 755 000               | 790 000 | 780 000 | 780 000 |

Lanjutan Tabel/Continued Table 9.16

| Komoditi<br>Commodity     | Satu<br>an<br>Unit | Bulan<br>Month |         |         |         |            | Rata-rata |
|---------------------------|--------------------|----------------|---------|---------|---------|------------|-----------|
|                           |                    | Sep            | Okt     | Nov     | Des     |            |           |
| (1)                       | (2)                | (11)           | (12)    | (13)    | (14)    | (15)       |           |
| 1. Beras C4               | Kg                 | 12 000         | 12 000  | 13 000  | 13 000  | 12 166,67  |           |
| 2. Beras Ir. 64           | Kg                 | 10 500         | 10 500  | 11 000  | 11 000  | 10 583,33  |           |
| 3. Beras Ramos            | Kg                 | 12 500         | 12 500  | 13 500  | 13 500  | 12 666,67  |           |
| 4. Ikan Asin Teri No. 1   | Kg                 | 80 000         | 80 000  | 80 000  | 80 000  | 80 000,00  |           |
| 5. Ikan Asin Teri No. 2   | Kg                 | 72 000         | 72 000  | 72 000  | 72 000  | 72 000,00  |           |
| 6. Ikan Asin Teri No. 3   | Kg                 | 35 000         | 35 000  | 60 000  | 60 000  | 39 166,67  |           |
| 7. Minyak Goreng Curah    | Liter              | 16 000         | 16 000  | 17 000  | 17 000  | 14 541,67  |           |
| 8. Minyak Goreng Bimoli   | Liter              | 17 000         | 17 000  | 19 000  | 19 000  | 15 583,33  |           |
| 9. Gula Pasir Curah       | Kg                 | 13 000         | 13 000  | 12 500  | 12 500  | 12 625,00  |           |
| 10. Garam Hancur          | 250 Gr             | 3 000          | 3 000   | 3 000   | 3 000   | 3 000,00   |           |
| 11. Minyak Tanah          | Liter              | 10 000         | 10 000  | 10 000  | 10 000  | 10 000,00  |           |
| 12. Sabun Cuci 'Telepon'  | Batang             | 2 500          | 2 500   | 2 500   | 2 500   | 2 416,67   |           |
| 13. Kain Batik Mandala    | Helai              | 65 000         | 65 000  | 65 000  | 65 000  | 65 000,00  |           |
| 14. Kain Batik Manggala   | Helai              | 35 000         | 35 000  | 35 000  | 35 000  | 35 000,00  |           |
| 15. Emas 22 Karat ( 70% ) | Gram               | 630 000        | 630 000 | 700 000 | 650 000 | 645 833,33 |           |
| 16. Emas 24 Karat ( 97% ) | Gram               | 780 000        | 780 000 | 810 000 | 770 000 | 775 416,67 |           |

Sumber : Badan Pusat Statistik Kabupaten Asahan

Source : BPS-Statistics of Asahan Regency

**Tabel 9.17** Rata-Rata Harga Beberapa Bahan Pokok di Pasar Simpang Empat, Kecamatan Simpang Empat (Rp), 2021  
**Table 9.17** *Average Prices of Several Main Goods at Simpang Empat Market, Simpang Empat Sub-District (Rp), 2021*

| Komoditi<br><i>Commodity</i> | Satuan<br><i>Unit</i> | Bulan / <i>Month</i> |         |         |         |
|------------------------------|-----------------------|----------------------|---------|---------|---------|
|                              |                       | Jan                  | Feb     | Mar     | Apr     |
| (1)                          | (2)                   | (3)                  | (4)     | (5)     | (6)     |
| 1. Beras C4                  | Kg                    | 11 000               | 11 000  | 11 000  | 11 000  |
| 2. Beras Ir. 64              | Kg                    | 11 500               | 11 500  | 11 500  | 11 500  |
| 3. Ikan Asin Sepat No. 1     | Kg                    | 40 000               | 40 000  | 35 000  | 35 000  |
| 4. Ikan Asin Teri No. 1      | Kg                    | 118 000              | 110 000 | 110 000 | 110 000 |
| 5. Ikan Asin Teri No. 2      | Kg                    | 80 000               | 70 000  | 70 000  | 70 000  |
| 6. Minyak Goreng Curah       | Liter                 | 13 500               | 15 000  | 15 000  | 15 000  |
| 7. Minyak Goreng Filma       | Liter                 | 15 000               | 14 000  | 14 000  | 14 000  |
| 9. Minyak Goreng Bimoli      | Liter                 | 15 000               | 15 000  | 15 000  | 15 000  |
| 10. Gula Pasir Curah         | Kg                    | 13 000               | 13 000  | 13 000  | 13 000  |
| 11. Minyak Tanah             | Liter                 | 11 500               | 11 500  | 11 500  | 11 500  |
| 12. Kain Batik Mandala       | Helai                 | 70 000               | 70 000  | 70 000  | 70 000  |



Lanjutan Tabel/*Continued Table 9.17*

| Komoditi<br><i>Commodity</i> | Satuan<br><i>Unit</i> | Bulan/ <i>Month</i> |         |         |         |
|------------------------------|-----------------------|---------------------|---------|---------|---------|
|                              |                       | Mei                 | Juni    | Juli    | Agt     |
| (1)                          | (2)                   | (7)                 | (8)     | (9)     | (10)    |
| 1. Beras C4                  | Kg                    | 11 000              | 11 000  | 11 500  | 11 500  |
| 2. Beras Ir. 64              | Kg                    | 11 500              | 11 500  | 11 500  | 11 500  |
| 3. Ikan Asin Sepat No. 1     | Kg                    | 35 000              | 40 000  | 40 000  | 40 000  |
| 4. Ikan Asin Teri No. 1      | Kg                    | 110 000             | 120 000 | 120 000 | 120 000 |
| 5. Ikan Asin Teri No. 2      | Kg                    | 70 000              | 85 000  | 85 000  | 80 000  |
| 6. Minyak Goreng Curah       | Liter                 | 15 000              | 15 000  | 15 000  | 15 000  |
| 7. Minyak Goreng Filma       | Liter                 | 14 000              | 14 000  | 14 000  | 14 000  |
| 9. Minyak Goreng Bimoli      | Liter                 | 15 000              | 15 000  | 15 000  | 15 000  |
| 10. Gula Pasir Curah         | Kg                    | 13 000              | 13 000  | 13 500  | 13 500  |
| 11. Minyak Tanah             | Liter                 | 12 000              | 12 000  | 12 000  | 12 000  |
| 12. Kain Batik Mandala       | Helai                 | 70 000              | 70 000  | 70 000  | 70 000  |

Lanjutan Tabel/*Continued Table 9.17*

| Komoditi<br><i>Commodity</i> | Satuan<br><i>Unit</i> | Bulan / <i>Month</i> |         |         |         |            | rata-Rata |
|------------------------------|-----------------------|----------------------|---------|---------|---------|------------|-----------|
|                              |                       | Sep                  | Okt     | Nov     | Des     |            |           |
| (1)                          | (2)                   | (11)                 | (12)    | (13)    | (14)    |            |           |
| 1. Beras C4                  | Kg                    | 12 000               | 12 000  | 11 500  | 11 500  | 11 333,33  |           |
| 2. Beras Ir. 64              | Kg                    | 11 000               | 11 000  | 11 500  | 11 500  | 11 416,67  |           |
| 3. Ikan Asin Sepat No. 1     | Kg                    | 40 000               | 40 000  | 50 000  | 50 000  | 40 416,67  |           |
| 4. Ikan Asin Teri No. 1      | Kg                    | 120 000              | 120 000 | 120 000 | 120 000 | 116 500,00 |           |
| 5. Ikan Asin Teri No. 2      | Kg                    | 80 000               | 80 000  | 80 000  | 80 000  | 77 500,00  |           |
| 6. Minyak Goreng Curah       | Liter                 | 15 000               | 15 000  | 20 000  | 28 000  | 16 375,00  |           |
| 7. Minyak Goreng Filma       | Liter                 | 14 000               | 14 000  | 24 000  | 28 000  | 16 083,33  |           |
| 9. Minyak Goreng Bimoli      | Liter                 | 15 000               | 15 000  | 25 000  | 28 000  | 16 916,67  |           |
| 10. Gula Pasir Curah         | Kg                    | 13 000               | 13 500  | 13 500  | 13 500  | 13 500,00  |           |
| 11. Minyak Tanah             | Liter                 | 12 000               | 12 000  | 12 000  | 12 000  | 11 833,33  |           |
| 12. Kain Batik Mandala       | Helai                 | 70 000               | 70 000  | 65 000  | 65 000  | 69 166,67  |           |

Sumber : Badan Pusat Statistik Kabupaten Asahan  
 Source : BPS-Statistics of Asahan Regency

**Tabel 9.18** *Harga Eceran Beberapa Bahan Bangunan di Pasar Pulau Rakyat (rp), 2021*  
**Table 9.18** *Retail Prices of Several Construction Materials at Pulau Rakyat Market (rp), 2021*

|    | Komoditi<br><i>Commodity</i> | Satuan<br><i>Unit</i> | Bulan<br><i>Month</i> |         |         |         |
|----|------------------------------|-----------------------|-----------------------|---------|---------|---------|
|    |                              |                       | Jan                   | Peb     | Mar     | Apr     |
|    | (1)                          | (2)                   | (3)                   | (4)     | (5)     | (6)     |
| 1. | Batu Bata Sedang             | Buah                  | 500                   | 500     | 500     | 500     |
| 2. | Kayu Papan                   |                       |                       |         |         |         |
|    | ◆ Sembarang                  | Lembar                | 108 000               | 108 000 | 108 000 | 108 000 |
| 3. | Semen                        |                       |                       |         |         |         |
|    | ◆ Andalas                    | 40 kg                 | 53 000                | 53 000  | 53 000  | 53 000  |
| 4. | Seng                         |                       |                       |         |         |         |
|    | ◆ Plat Angsa                 | meter                 | 35 000                | 35 000  | 35 000  | 35 000  |
|    | ◆ Gelombang Angsa            | lembar                | 48 000                | 48 000  | 48 000  | 48 000  |
| 5. | Cat Tembok                   |                       |                       |         |         |         |
|    | ◆ Avitex                     | 5 kg                  | 185 000               | 185 000 | 185 000 | 185 000 |
| 6. | Pasir Halus/Pasang           | M <sup>3</sup>        | 60 000                | 60 000  | 60 000  | 60 000  |

Lanjutan Tabel/*Continued Table 9.18*

| Komoditi<br><i>Commodity</i> | Satuan<br><i>Unit</i> | Bulan<br><i>Month</i> |         |         |         |
|------------------------------|-----------------------|-----------------------|---------|---------|---------|
|                              |                       | Mei                   | Juni    | Juli    | Agt     |
| (1)                          | (2)                   | (3)                   | (4)     | (5)     | (6)     |
| 1. Batu Bata Sedang          | Buah                  | 500                   | 500     | 500     | 500     |
| 2. Kayu Papan                |                       |                       |         |         |         |
| ♦ Sembarang                  | Lembar                | 108 000               | 108 000 | 108 000 | 108 000 |
| 3. Semen                     |                       |                       |         |         |         |
| ♦ Andalas                    | 40 kg                 | 53 000                | 53 000  | 53 000  | 53 000  |
| 4. Seng                      |                       |                       |         |         |         |
| ♦ Plat Angsa                 | meter                 | 35 000                | 35 000  | 35 000  | 35 000  |
| ♦ Gelombang Angsa            | lembar                | 48 000                | 51 000  | 51 000  | 51 000  |
| 5. Cat Tembok                |                       |                       |         |         |         |
| ♦ Avitex                     | 5 kg                  | 185 000               | 185 000 | 185 000 | 185 000 |
| 6. Pasir Halus/Pasang        | M <sup>3</sup>        | 60 000                | 60 000  | 60 000  | 60 000  |

Lanjutan Tabel/Continued Table 9.18

| Komoditi<br>Commodity        | Satuan<br>Unit | Bulan<br>Month |         |         |         | Rata-<br>rata |
|------------------------------|----------------|----------------|---------|---------|---------|---------------|
|                              |                | Sep            | Okt     | Nov     | Des     |               |
| (1)                          | (2)            | (3)            | (4)     | (5)     | (6)     | (7)           |
| 1. Batu Bata Sedang          | Buah           | 600            | 600     | 600     | 600     | 533,33        |
| 2. Kayu Papan<br>♦ Sembarang | Lembar         | 108 000        | 108 000 | 108 000 | 108 000 | 108 000,00    |
| 3. Semen<br>♦ Andalas        | 40 kg          | 53 000         | 53 000  | 55 000  | 55 000  | 53 333,33     |
| 4. Seng<br>♦ Plat Angsa      | Meter          | 35 000         | 35 000  | 35 000  | 35 000  | 35 000,00     |
| ♦ Gelombang<br>Angsa         | Lembar         | 51 000         | 51 000  | 51 000  | 51 000  | 49 750,00     |
| 5. Cat Tembok<br>♦ Avitex    | 5 kg           | 185 000        | 185 000 | 185 000 | 185 000 | 185 000,00    |
| 6. Pasir Halus/Pasan         | M <sup>3</sup> | 60 000         | 60 000  | 60 000  | 60 000  | 60 000,00     |

Sumber : Badan Pusat Statistik Kabupaten Asahan  
Source : BPS-Statistics of Asahan Regency

**Tabel 9.19** Harga Eceran Beberapa Bahan Bangunan di Pasar Simpang Empat (Rp), 2021  
**Table 9.19** Retail Prices of Several Construction Materials at Simpang Empat Market (Rp), 2021

|    | Komoditi<br>Commodity             | Satuan<br>Unit | Bulan / Month |         |         |         |
|----|-----------------------------------|----------------|---------------|---------|---------|---------|
|    |                                   |                | Jan           | Peb     | Mar     | Apr     |
|    | (1)                               | (2)            | (3)           | (4)     | (5)     | (6)     |
| 1. | Batu Bata Sedang                  | Buah           | 500           | 500     | 500     | 500     |
| 2. | Kayu                              |                |               |         |         |         |
|    | Papan (20x20x400)cm               |                |               |         |         |         |
|    | ◆ Meranti                         | Lembar         | 450 000       | 450 000 | 470 000 | 470 000 |
| 3. | Semen                             |                |               |         |         |         |
|    | ◆ Tiga Roda                       | 50 kg          | 52 000        | 52 000  | 52 000  | 53 000  |
|    | ◆ Holcim                          | 50 kg          | 54 000        | 54 000  | 54 000  | 54 000  |
| 4. | Seng                              |                |               |         |         |         |
|    | ◆ Plat Angsa                      | Lembar         | 65 000        | 65 000  | 65 000  | 68 000  |
|    | ◆ Gelombang Angsa                 | Lembar         | 50 000        | 50 000  | 50 000  | 56 000  |
| 5. | Cat Tembok                        |                |               |         |         |         |
|    | ◆ Catylac                         | 5 Kg           | 262 000       | 262 000 | 262 000 | 265 000 |
| 6. | Pasir Halus/Pasang                | M <sup>3</sup> | 63 000        | 63 000  | 63 000  | 63 000  |
| 7. | Keramik                           |                |               |         |         |         |
|    | ◆ Mulia KW I, 30x30 cm            | Lembar         | 75 000        | 75 000  | 75 000  | 75 000  |
|    | ◆ Super Itali KW III,<br>30x30 cm | Lembar         | 92 000        | 92 000  | 92 000  | 92 000  |

Lanjutan Tabel/Continued Table 9.19

| Komoditi<br><i>Commodity</i>      | Satuan<br><i>Unit</i> | Bulan / <i>Month</i> |         |         |         |
|-----------------------------------|-----------------------|----------------------|---------|---------|---------|
|                                   |                       | Mei                  | Jun     | Jul     | Agt     |
| (1)                               | (2)                   | (3)                  | (4)     | (5)     | (6)     |
| 1. Batu Bata Sedang               | Buah                  | 500                  | 500     | 500     | 500     |
| 2. Kayu                           |                       |                      |         |         |         |
| Papan (20x20x400)cm               |                       |                      |         |         |         |
| ◆ Meranti                         | Lembar                | 470 000              | 470 000 | 470 000 | 470 000 |
| 3. Semen                          |                       |                      |         |         |         |
| ◆ Tiga Roda                       | 50 kg                 | 53 000               | 53 000  | 53 000  | 53 000  |
| ◆ Holcim                          | 50 kg                 | 54 000               | 54 000  | 54 000  | 54 000  |
| 4. Seng                           |                       |                      |         |         |         |
| ◆ Plat Angsa                      | Lembar                | 68 000               | 68 000  | 68 000  | 68 000  |
| ◆ Gelombang Angsa                 | Lembar                | 56 000               | 56 000  | 56 000  | 56 000  |
| 5. Cat Tembok                     |                       |                      |         |         |         |
| ◆ Catylac                         | 5 Kg                  | 265 000              | 265 000 | 270 000 | 270 000 |
| 6. Pasir Halus/Pasang             | M <sup>3</sup>        | 63 000               | 63 000  | 63 000  | 63 000  |
| 7. Keramik                        |                       |                      |         |         |         |
| ◆ Mulia KW I, 30x30 cm            | Lembar                | 75 000               | 75 000  | 75 000  | 75 000  |
| ◆ Super Itali KW III,<br>30x30 cm | Lembar                | 92 000               | 92 000  | 92 000  | 92 000  |

Lanjutan Tabel/*Continued Table 9.19*

|    | Komoditi<br><i>Commodity</i>      | Satuan<br><i>Unit</i> | Bulan / <i>Month</i> |                   |                   |                   | Rata-<br>rata<br><i>(7)</i> |
|----|-----------------------------------|-----------------------|----------------------|-------------------|-------------------|-------------------|-----------------------------|
|    |                                   |                       | Sep<br><i>(3)</i>    | Okt<br><i>(4)</i> | Nov<br><i>(5)</i> | Des<br><i>(6)</i> |                             |
|    | (1)                               | (2)                   | (3)                  | (4)               | (5)               | (6)               | (7)                         |
| 1. | Batu Bata Sedang                  | Buah                  | 500                  | 500               | 600               | 600               | 516,67                      |
| 2. | Kayu                              |                       |                      |                   |                   |                   |                             |
|    | Papan (20x20x400)cm               |                       |                      |                   |                   |                   |                             |
|    | ◆ Meranti                         | Lembar                | 470 000              | 470 000           | 480 000           | 80 000            | 468 333,33                  |
| 3. | Semen                             |                       |                      |                   |                   |                   |                             |
|    | ◆ Tiga Roda                       | 50 kg                 | 53 000               | 53 000            | 53 000            | 53 000            | 52 750,00                   |
|    | ◆ Holcim                          | 50 kg                 | 54 000               | 54 000            | 55 000            | 55 000            | 54 166,67                   |
| 4. | Seng                              |                       |                      |                   |                   |                   |                             |
|    | ◆ Plat Angsa                      | Lembar                | 68 000               | 68 000            | 68 000            | 68 000            | 67 250,00                   |
|    | ◆ Gelombang Angsa                 | Lembar                | 56 000               | 56 000            | 56 000            | 56 000            | 54 500,00                   |
| 5. | Cat Tembok                        |                       |                      |                   |                   |                   |                             |
|    | ◆ Catylac                         | 5 Kg                  | 270 000              | 270 000           | 272 000           | 72 000            | 267 083,33                  |
| 6. | Pasir Halus/Pasang                | M <sup>3</sup>        | 63 000               | 63 000            | 250 000           | 50 000            | 94 166,67                   |
| 7. | Keramik                           |                       |                      |                   |                   |                   |                             |
|    | ◆ Mulia KW I, 30x30 cm            | Lembar                | 75 000               | 75 000            | 78 000            | 78 000            | 75 500,00                   |
|    | ◆ Super Itali KW III,<br>30x30 cm | Lembar                | 92 000               | 92 000            | 94 000            | 94 000            | 92 333,33                   |

Sumber : Badan Pusat Statistik Kabupaten Asahan  
 Source : BPS-Statistics of Asahan Regency



**Tabel 9.20** Rata-Rata Harga Gabah pada Tingkat Petani dari Kecamatan Mobile Sampel I, 2021  
**Table 9.20** Average Farmer Price of Unshuked Rice from Several Districts that Taken as First Sample, 2021

| Bulan/Kecamatan<br>Month/District | Varietas<br>Gabah<br>Variety | Harga<br>diterima<br>petani<br>Former<br>Price<br>(rp/kg) | Ongkos<br>angkut<br>ke<br>Penggili<br>ngan<br>Transportation<br>fee to<br>Action<br>of<br>Milling<br>(rp/kg) | Harga di<br>tingkat<br>Penggilin<br>gan<br>Action of<br>Milling<br>Price<br>(rp/kg) | Kadar<br>Air<br>Water<br>Content<br>(%) | Kadar<br>Lainnya<br>Other<br>Content<br>(%) | Harga<br>dasar<br>kelom<br>pok<br>kualitas<br>Basic<br>Price<br>(rp/kg) |
|-----------------------------------|------------------------------|---|--|---|---|---|---|
| (1)                               | (2)                          | (3)   | (4)  | (5)   | (6)                                     | (7)   | (8)   |
| <b>Januari / January</b>          |                              |   |  |   |   |   |   |
| Rawang Pasar<br>Lima/ GKG         | Ciherang                     | 5 640   | 60   | 5 700   | 12,4                                    | 2   | 5 250   |
| <b>Pebruari / February</b>        |                              |   |  |   |   |   |   |
| Rawang Baru /<br>GKP              | Ciherang                     | 5 490   | 60   | 5 550   | 13,6                                    | 3   | 5 250   |
| <b>April / April</b>              |                              |   |  |   |   |   |   |
| Rawang Baru /<br>GKP              | Ciherang                     | 5 590   | 60   | 5 650   | 13,6                                    | 2   | 5 250   |
| <b>Mei / May</b>                  |                              |   |  |   |   |   |   |
| Rawang Baru /<br>GKP              | Ciherang                     | 5 640   | 60   | 5 700   | 13,6                                    | 2   | 5 250   |
| <b>Juni / June</b>                |                              |   |  |   |   |   |   |
| Rawang Pasar VI<br>/ GKP          | Ciherang                     | 5 590   | 60   | 5 650   | 15,1                                    | 3   | 4 250   |

Lanjutan Tabel/*Continued Table 9.20*

| Bulan/Kecamatan<br>Month/District | Varietas<br>Gabah<br>Variety | Harga<br>diterima<br>petani<br>Former<br>Price<br>(rp/kg) | Ongkos<br>angkut<br>ke<br>Penggili<br>ngan<br>Transportation<br>fee to<br>Action<br>of<br>Milling<br>(rp/kg) | Harga<br>di<br>tingkat<br>Penggili<br>-ngan<br>Village<br>Coope<br>rative<br>Price<br>(rp/kg) | Kadar<br>Air<br>Water<br>Content<br>(%) | Kadar<br>Lainny<br>a<br>Other<br>Conte<br>nt<br>(%) | Harga<br>dasar<br>Kelompok<br>kualitas<br>Basic<br>Price<br>(rp/kg) |
|-----------------------------------|------------------------------|---|--|---|---|---|---|
| (1)                               | (2)                          | (3)   | (4)  | (5)   | (6)                                     | (7)   | (8)   |
| <b>Juli / July</b>                |                              |   |  |   |   |   |   |
| Rawang Baru /<br>GKP              | Ciherang                     | 5 540   | 60   | 5 600   | 14,9                                    | 3   | 4 250   |
| <b>Agustus / August</b>           |                              |   |  |   |   |   |   |
| Rawang Pasar VI /<br>GKP          | Ciherang                     | 5 640   | 60   | 5 700   | 13,8                                    | 3   | 5 250   |
| <b>November / November</b>        |                              |   |  |   |   |   |   |
| Rawang Baru/<br>GKP               | Ciherang                     | 5 740   | 60   | 5 800   | 15,2                                    | 3   | 4 250   |
| <b>Desember / Desember</b>        |                              |   |  |   |   |   |   |
| Rawang Baru/<br>GKP               | Ciherang                     | 5 990   | 60   | 6 050   | 14,9                                    | 3   | 4 250   |

Lanjutan Tabel/Continued Table 9.20

| Bulan/Kecamatan<br>Month/District                            | Varietas<br>Gabah<br>Variety | Harga<br>diterim<br>a<br>petani<br>Former<br>Price<br>(rp/kg) | Ongkos<br>angkut<br>ke<br>Penggili<br>-ngan<br>Transp<br>ortatio<br>n fee<br>to<br>Village<br>Coope<br>ra-tive<br>(rp/kg) | Harga di<br>tingkat<br>Penggilin<br>gan<br>Village<br>Coope<br>rative<br>Price<br>(rp/kg) | Kadar<br>Air<br>Water<br>Content<br>(%) | Kadar<br>Lainnya<br>Other<br>Content<br>(%) | Harga<br>dasar<br>kelom<br>pok<br>kualitas<br>Basic<br>Price<br>(rp/kg) |
|--|------------------------------|---|---|---|---|---|---|
| (1)  | (2)                          | (3)   | (4)   | (5)   | (6)                                     | (7)   | (8)   |
| <b>PANEN RAYA</b>  |                              |   |   |   |   |   |   |
| <b>Rawang Panca Arga</b>                                     |                              |   |   |   |   |   |   |
| * Minggu I Maret<br>Rawang Pasar VI/<br>GKP                  | Ciherang                     | 4 540   | 60  | 4 600   | 22,                                     | 4   | 4 250   |
| * Minggu II Maret<br>Rawang Pasar V/<br>GKP                  | Ciherang                     | 4 640   | 60  | 4 700   | 22,2                                    | 4   | 4 250   |
| * Minggu I<br>September<br>Pondok Bungur/<br>GKP             | Ciherang                     | 4 640   | 60  | 4 700   | 24,9                                    | 6   | 4 250   |
| * Minggu III<br>Oktober<br>Rawang Pasar IV/<br>Luar Kualitas | Ciherang                     | 4 540   | 60  | 4 600   | 25,4                                    | 6   | -   |
| * Minggu IV<br>Oktober<br>Rawang Pasar VI/<br>GKP            | Ciherang                     | 4 540   | 60  | 4 600   | 24,9                                    | 7   | 4 250   |

Sumber : Badan Pusat Statistik Kabupaten Asahan  
Source : BPS-Statistics of Asahan Regency

**Tabel 9.21 Rata-Rata Harga Gabah pada Tingkat Petani dari Kecamatan Mobile Sampel II, 2021**  
**Table 9.21 Average Farmer Price of Unshuked Rice from Several Districts that Taken as Second Sample, 2021**

| Bulan/Kecamatan<br>Month/District | Varietas<br>Gabah<br>Variety | Harga<br>diterima<br>petani<br>Former<br>Price<br>(rp/kg) | Ongkos<br>angkut ke<br>Penggili-<br>ngan<br>Transportation fee<br>to Action<br>of Milling<br>(rp/kg) | Harga di<br>tingkat<br>Penggili-<br>ngan<br>Action of<br>Milling<br>Price<br>(rp/kg) | Kadar Air<br>Water<br>Content<br>(%) | Kadar<br>Lainnya<br>Other<br>Content<br>(%) | Harga<br>dasar<br>kelompok<br>kualitas<br>Basic<br>Price<br>(rp/kg) |
|-----------------------------------|------------------------------|---|--|--|--------------------------------------|---|---|
| (1)                               | (2)                          | (3)   | (4)  | (5)  | (6)                                  | (7)   | (8)   |
| <b>Januari / January</b>          |                              |   |  |  |                                      |   |   |
| Rawang Pasar<br>VI / GKP          | Ciherang                     | 5 590   | 60   | 5 650  | 12,9                                 | 3   | 5 250   |
| <b>Pebruari / February</b>        |                              |   |  |  |                                      |   |   |
| Rawang Baru /<br>GKP              | Ciherang                     | 5 540   | 60   | 5 600  | 13,2                                 | 3   | 5 250   |
| <b>April / April</b>              |                              |   |  |  |                                      |   |   |
| Rawang Baru/<br>GKP               | Ciherang                     | 5 540   | 60   | 5 600  | 14,0                                 | 3   | 5 250   |
| <b>Mei / May</b>                  |                              |   |  |  |                                      |   |   |
| Rawang Pasar<br>VI/ GKP           | Ciherang                     | 5 590   | 60   | 5 650  | 14,0                                 | 3   | 5 250   |
| <b>Juni / June</b>                |                              |   |  |  |                                      |   |   |
| Rawang Baru/<br>GKP               | Ciherang                     | 5 590   | 60   | 5 650  | 14,5                                 | 3   | 4 250   |

Lanjutan Tabel/Continued Table 9.21

| Bulan/Kecamatan<br>Month/District | Varietas Gabah<br>Variety | Harga<br>diterima<br>petani<br>Former<br>Price<br>(rp/kg) | Ongkos<br>angkut ke<br>Penggili-<br>ngan<br>Transporta-<br>tion fee<br>to Action<br>of Milling<br>(rp/kg) | Harga di<br>tingkat<br>Penggili-<br>ngan<br>Village<br>Coope-<br>rative<br>Price<br>(rp/kg) | Kadar Air<br>Water<br>Content<br>(%) | Kadar<br>Lainnya<br>Other<br>Content<br>(%) | Harga<br>dasar<br>kelompok<br>kualitas<br>Basic Price<br>(rp/kg) |
|-----------------------------------|---------------------------|---|---|---|--------------------------------------|---|--|
| (1)                               | (2)                       | (3)   | (4)   | (5)   | (6)                                  | (7)   | (8)  |
| <b>Juli / July</b>                |                           |   |   |   |                                      |   |  |
| Rawang Pasar VI/<br>GKP           | Ciherang                  | 5 540   | 60  | 5 600   | 14,6                                 | 3   | 4 250  |
| <b>November/ November</b>         |                           |   |   |   |                                      |   |  |
| Rawang Pasar VI/<br>GKP           | Ciherang                  | 5 740   | 60  | 5 800   | 14,7                                 | 3   | 4 250  |
| <b>Desember/ Desember</b>         |                           |   |   |   |                                      |   |  |
| Rawang Pasar VI/<br>GKP           | Ciherang                  | 5 940   | 60  | 6 000   | 15,5                                 | 4   | 4 250  |

Lanjutan Tabel/Continued Table 9.21

| Bulan/Kecamatan<br>Month/District | Varietas<br>Gabah<br>Variety | Harga<br>diterima<br>petani<br>Former<br>Price<br>(Rp/kg) | Ongkos<br>angkut ke<br>Penggili-<br>ngan<br>Transporta-<br>tion fee<br>to Village<br>Coopera-<br>tive<br>(Rp/kg) | Harga di<br>tingkat<br>Penggili-<br>ngan<br>Village<br>Coope-<br>rative<br>Price<br>(Rp/kg) | Kadar<br>Air<br>Water<br>Content<br>(%) | Kadar<br>Lainnya<br>Other<br>Content<br>(%) | Harga<br>dasar<br>kelom-<br>pok<br>kualitas<br>Basic<br>Price<br>(Rp/kg) |
|-----------------------------------|------------------------------|---|--|---|---|---|--|
| (1)                               | (2)                          | (3)   | (4)  | (5)   | (6)                                     | (7)   | (8)  |
| <b>PANEN RAYA</b>                 |                              |   |  |   |   |   |  |
| <b>Rawang Panca Arga dan</b>      |                              |   |  |   |   |   |  |
| <b>Meranti</b>                    |                              |   |  |   |   |   |  |
| * Minggu I Maret                  | Ciherang                     | 4 540   | 60   | 4 600   | 22,0                                    | 4   | 4 250  |
| Rawang Baru/<br>GKP               |                              |   |  |   |   |   |  |
| * Minggu II Maret                 | Ciherang                     | 4 590   | 60   | 4 650   | 21,9                                    | 5   | 4 250  |
| Rawang Pasar<br>VI/ GKP           |                              |   |  |   |   |   |  |
| * Minggu I<br>September           | Ciherang                     | 4 540   | 60   | 4 600   | 25,6                                    | 7   | -  |
| Rawang Pasar<br>V/ Luar Kualitas  |                              |   |  |   |   |   |  |
| * Minggu III<br>Oktober           | Ciherang                     | 4 540   | 60   | 4 600   | 25,8                                    | 5   | -  |
| Rawang Pasar<br>V/ Luar Kualitas  |                              |   |  |   |   |   |  |
| * Minggu IV<br>Oktober            | Ciherang                     | 4 590   | 60   | 4 650   | 24,5                                    | 5   | 4 250  |
| Rawang Baru/<br>GKP               |                              |   |  |   |   |   |  |

Sumber : Badan Pusat Statistik Kabupaten Asahan

Source : BPS-Statistics of Asahan Regency

**Tabel 9.22** Rata-Rata Harga Gabah pada Tingkat Petani dari Kecamatan Mobile Sampel III, 2021  
**Average Farmer Price of Unshuked Rice from Several Districts that Taken as Third Sample, 2021**

| Bulan/Kecamatan<br>Month/District | Varietas Gabah<br>Variety | Harga diterima petani<br>Former Price (Rp/kg) | Ongkos angkut ke Penggilingan<br>Transportation fee to Action of Milling (Rp/kg) | Harga di tingkat Penggilingan<br>Action of Milling Price (Rp/kg) | Kadar Air<br>Water Content (%) | Kadar Lainnya<br>Other Content (%) | Harga dasar kelom pok kualitas<br>Basic Price (Rp/kg) |
|-----------------------------------|---------------------------|---|--|--|--------------------------------|------------------------------------|---|
| (1)                               | (2)                       | (3)   | (4)  | (5)  | (6)                            | (7)                                | (8)   |
| <b>Januari / January</b>          |                           |   |  |  |                                |                                    |   |
| Rawang Pasar V / GKP              | Ciherang                  | 5 590   | 60   | 5 650  | 12,7                           | 3                                  | 5 250   |
| <b>Pebruari / February</b>        |                           |   |  |  |                                |                                    |   |
| Rawang Pasar V / GKP              | Ciherang                  | 5 540   | 60   | 5 600  | 13,4                           | 3                                  | 5 250   |
| <b>April / April</b>              |                           |   |  |  |                                |                                    |   |
| Rawang Pasar V / GKG              | Ciherang                  | 5 540   | 60   | 5 600  | 13,9                           | 3                                  | 5 250   |
| <b>Mei / May</b>                  |                           |   |  |  |                                |                                    |   |
| Rawang Baru / GKP                 | Ciherang                  | 5 640   | 60   | 5 700  | 13,9                           | 3                                  | 5 250   |
| <b>Juni / June</b>                |                           |   |  |  |                                |                                    |   |
| Rawang Lama / GKP                 | Ciherang                  | 5 640   | 60   | 5 700  | 14,4                           | 2                                  | 4 250   |

Lanjutan Tabel/*Continued Table 9.22*

| Bulan/Kecamatan<br><i>Month/District</i> | Varietas<br>Gabah<br><i>Variety</i> | Harga<br>diterima<br>petani<br><i>Former<br/>Price<br/>(Rp/kg)</i> | Ongkos<br>angkut ke<br>Penggili-<br>ngan<br><i>Transpor-<br/>tation fee<br/>to Action<br/>of Milling<br/>(Rp/kg)</i> | Harga di<br>tingkat<br>Penggili-<br>ngan<br><i>Village<br/>Coope-<br/>rative<br/>Price<br/>(Rp/kg)</i> | Kadar Air<br><i>Water<br/>Content<br/>(%)</i> | Kadar<br>Lainnya<br><i>Other<br/>Content<br/>(%)</i> | Harga<br>dasar<br>kelom pok<br>kualitas<br><i>Basic Price<br/>(Rp/kg)</i> |
|--|-------------------------------------|--|--|--|---|--|---|
| (1)                                      | (2)                                 | (3)  | (4)  | (5)  | (6)   | (7)  | (8)   |
| <b>Juli / July</b>                       |                                     |  |  |  |   |  |   |
| Rawang Pasar<br>V/ GKG                   | Ciherang                            | 5<br>640   | 60   | 5 650  | 14,4  | 2  | 4 250   |
| <b>November /<br/>November</b>           |                                     |  |  |  |   |  |   |
| Rawang Pasar<br>VI/ GKP                  | Ciherang                            | 5<br>690   | 60   | 5 750  | 17,6  | 4  | 4 250   |
| <b>Desember /<br/>Desember</b>           |                                     |  |  |  |   |  |   |
| Rawang Baru/<br>GKP                      | Ciherang                            | 5<br>940   | 60   | 6 000  | 15,4  | 4  | 4 250   |



Lanjutan Tabel/Continued Table 9.22

| Bulan/Kecamatan<br>Month/District  | Varietas Gabah<br>Variety | Harga<br>diterima<br>petani<br>Former<br>Price<br>(Rp/kg) | Ongkos<br>angkut ke<br>Penggili-<br>ngan<br>Transporta-<br>tion fee<br>to Village<br>Coopera-<br>tive<br>(Rp/kg) | Harga di<br>tingkat<br>Penggili-<br>ngan<br>Village Coope-<br>rative Price<br>(Rp/kg) | Kadar Air<br>Water<br>Content<br>(%) | Kadar<br>Lainnya<br>Other<br>Content<br>(%) | Harga<br>dasar<br>kelom-<br>pok<br>kualitas<br>Basic<br>Price<br>(Rp/kg) |
|------------------------------------|---------------------------|---|--|---|--------------------------------------|---|--|
| (1)                                | (2)                       | (3)   | (4)  | (5)   | (6)                                  | (7)   | (8)  |
| <b>PANEN RAYA</b>                  |                           |   |  |   |                                      |   |  |
| <b>Rawang Panca Arga</b>           |                           |   |  |   |                                      |   |  |
| * Minggu I Maret                   | Ciherang                  | 4 490   | 60   | 4 550   | 22,3                                 | 5   | 4 250  |
| Rawang Lama/<br>GKP                |                           |   |  |   |                                      |   |  |
| Minggu II                          | Ciherang                  | 4 540   | 60   | 4 600   | 24,9                                 | 7   | 4 250  |
| Maret Rawang<br>Baru/ GKP          |                           |   |  |   |                                      |   |  |
| * Minggu I                         | Ciherang                  | 4 640   | 60   | 4 700   | 24,8                                 | 6   | 4 250  |
| September                          |                           |   |  |   |                                      |   |  |
| Rawang Pasar<br>VI/ GKP            |                           |   |  |   |                                      |   |  |
| * Minggu III                       | Ciherang                  | 4 490   | 60   | 4 550   | 26,1                                 | 7   | -  |
| Oktober                            |                           |   |  |   |                                      |   |  |
| Rawang Lama/<br>Luar Kualitas      |                           |   |  |   |                                      |   |  |
| * Minggu IV                        | Ciherang                  | 4 640   | 60   | 4 700   | 23,9                                 | 5   | 4 250  |
| Oktober /<br>Rawang Pasar V<br>GKP |                           |   |  |   |                                      |   |  |

Sumber : Badan Pusat Statistik Kabupaten Asahan

Source : BPS-Statistics of Asahan Regency

# BAB 10

CHAPTER

## PENGELUARAN PENDUDUK

CITIZENS EXPENDITURES

### PERSENTASE PENGELUARAN PERKAPITA SEBULAN

*monthly expenditure per capita percentage*

MAKANAN  
*food*

56,88%

BUKAN MAKANAN  
*non-food*

43,12%



## PENJELASAN TEKNIS

## TECHNICAL NOTE

- 1. Pengeluaran rata-rata perkapita** adalah biaya yang dikeluarkan untuk konsumsi semua anggota rumah tangga selama sebulan baik yang berasal dari pembelian, pemberian maupun produksi sendiri dibagi dengan banyaknya anggota rumah tangga dalam rumah tangga tersebut.
  - 2. Konsumsi** adalah suatu kegiatan manusia mengurangi atau menghabiskan nilai guna suatu barang atau jasa untuk memenuhi kebutuhan, baik secara berangsur-angsur maupun sekaligus. Pihak yang melakukan konsumsi disebut konsumen.
- 1. *Average expenditure per capita*** is the cost incurred for the consumption of all household members for a month either from purchasing, giving or production itself divided by the number of household members in the household.
  - 2. *Consumption*** is a human activity to reduce or spend the value of a good or service to meet the needs, both gradually and simultaneously. Parties who do consumption are called consumers.

Pengeluaran rata-rata perkapita sebulan menurut hasil Survei Sosial Ekonomi Nasional (Susenas) 2020 – 2021 dapat dilihat pada Tabel 10.1 dan 10.2. Dari tabel tersebut terlihat bahwa pengeluaran rata-rata sebulan penduduk Kabupaten Asahan pada tahun 2021 sebesar Rp 1.024.851 yang terdiri dari pengeluaran untuk makanan Rp 582.960 (57 persen) dan untuk bukan makanan Rp 441.891 (43 persen).

*Average expenditure per capita a month according to the National Social Economic Survey (SUSENAS) 2020 – 2021 can be seen in tables 10.1 and 10.2. Those table shows that the monthly average spending for Asahan District residents in 2021 was Rp 1.024.851 which consists of expenditures for food was Rp 582.960 (57 percent) and for non-food was Rp 441.891 (43 percent).*

Dari Tabel 10.3 dan 10.4, terlihat sekitar 30.70% penduduk Kabupaten Asahan berada pada golongan pengeluaran yang cukup tinggi yaitu di antara Rp 700.000,- - Rp 999.999,- per kapita sebulan. Peningkatan golongan pengeluaran ini dapat mengindikasikan adanya peningkatan pendapatan masyarakat Kabupaten Asahan.

*Table 10.3 and 10.4 shows that about 30.70% of the monthly spending per capita in Asahan Regency was quite high, between Rp 700.000 - Rp 999.999 per capita. This increased in the expenditure class could indicates an increase in income of Asahan regency community.*

**Tabel**  
**Table**      **10.1**      **Rata-rata Pengeluaran Perkapita Sebulan Makanan dan Bukan Makanan di Kabupaten Asahan (rupiah), 2020 dan 2021**  
*Monthly Average of Food and Non Food Expenditure per Capita In the Asahan Regency (rupiahs), 2020 and 2021*

| Jenis Pengeluaran<br><i>Espnditure Items</i> | 2020             | 2021             |
|--|------------------|------------------|
| (1)  | (2)              | (3)              |
| A. Makanan<br><i>Food</i>                    | 554 285          | 582 960          |
| B. Bukan Makanan<br><i>Non Food</i>          | 482 440          | 441 891          |
| <b>Jumlah/ Total</b>                         | <b>1 036 725</b> | <b>1 024 851</b> |

Sumber : BPS-Survei Sosial Ekonomi Nasional 2020-2021

Source : BPS- National Social Economic Survey 2020-2021

**Tabel**  
**Table**      **10.2**      **Persentase Pengeluaran per Kapita Sebulan Makanan dan Bukan Makanan di Kabupaten Asahan (Persen), 2020 dan 2021**  
**Percentage of Monthly Food and Non Food Expenditure per Capita In Asahan Regency (percent), 2020 and 2021**

| <b>Jenis Pengeluaran</b><br><b>Expenditure Items</b> | <b>2020</b>   | <b>2021</b>   |
|--|---------------|---------------|
| (1)  | (2)           | (3)           |
| A. Makanan<br><i>Food</i>                            | 53,46         | 56,88         |
| B. Bukan Makanan<br><i>Non Food</i>                  | 46,54         | 43,12         |
| <b>Jumlah/ Total</b>                                 | <b>100,00</b> | <b>100,00</b> |

Sumber : BPS-Survei Sosial Ekonomi Nasional 2020-2021

Source : BPS- National Social Economic Survey 2020-2021

**Tabel**  
**Table**      **10.3**      **Persentase Penduduk Menurut Golongan Pengeluaran Perkapita Sebulan di Kabupaten Asahan, 2020 dan 2021**  
*Percentage of Population by Monthly per Capita Spending Group a Month in Asahan Regency, 2020 and 2021*

| Golongan Pengeluaran Per Kapita Sebulan<br><i>Spending Group a Month</i> | 2020          | 2021          |
|--|---------------|---------------|
| (1)  | (2)           | (3)           |
| A. < 200 000   | -             | 0,04          |
| B. 200 000 – 299 999   | 0,21          | 0,48          |
| C. 300 000 – 499 999   | 6,12          | 5,19          |
| D. 500 000 – 749 999   | 25,35         | 24,78         |
| E. 750 000 – 999 999   | 29,78         | 30,70         |
| F. 1 000 000 – 1 249 999   | 15,66         | 16,33         |
| G. 1 250 000 – 1 499 999   | 9,61          | 7,99          |
| H. ≥ 1 500 000   | 13,27         | 14,49         |
| <b>Jumlah/ Total</b>   | <b>100,00</b> | <b>100,00</b> |

Sumber : BPS-Survei Sosial Ekonomi Nasional 2020-2021

Source : BPS- National Social Economic Survey 2020-2021



**Tabel**  
**Table**      **10.4**      **Persentase Pengeluaran untuk Konsumsi Menurut Golongan Pengeluaran Perkapita Sebulan, 2020 dan 2021**  
**Percentage of Consumption by Monthly per Capita Expenditure Class in Asahan Regency, 2020 dan 2021**

| Golongan Pengeluaran Per Kapita<br>Sebulan<br><i>Monthly per Capita Expenditure<br/>Class</i> | 2020          | 2021          |
|---|---------------|---------------|
| (1)   | (2)           | (3)           |
| A. < 200 000  | -             | 0,01          |
| B. 200 000 – 299 999  | 0,06          | 0,14          |
| C. 300 000 – 499 999  | 2,54          | 2,11          |
| D. 500 000 – 749 999  | 15,53         | 15,53         |
| E. 750 000 – 999 999  | 24,87         | 25,96         |
| F. 1 000 000 – 1 249 999  | 16,84         | 17,92         |
| G. 1 250 000 – 1 499 999  | 12,52         | 10,68         |
| H. ≥ 1 500 000  | 27,65         | 27,66         |
| <b>Jumlah/ Total</b>  | <b>100,00</b> | <b>100,00</b> |

Sumber : BPS-Survei Sosial Ekonomi Nasional 2020-2021

Source : BPS- National Social Economic Survey 2020-2021

# BAB 11

CHAPTER

# PERDAGANGAN

TRADE

## SARANA PERDAGANGAN ASAHAN, 2021

*Trading Facilities in Asahan*



55

PASAR/PEKAN  
*market*

1.289

KIOS  
*stall*

1.254

LOS

2.140

PELATARAN  
*courtyard*

## NILAI KOMODITI EKSPOR ASAHAN, 2021

*value Export by Commodity*



KARET  
*crumb rubber*

RP 403.352 JUTA  
*million*



TEPUNG KELAPA  
*coconut flour*

RP 170.400 JUTA  
*million*



LIDI KELAPA SAWIT  
*palm oil leaf rib*

RP 75.600 JUTA  
*million*



COKLAT KERING  
*dried cocoa*

RP 20.115 JUTA  
*million*



## PENJELASAN TEKNIS

## TECHNICAL NOTES

1. **Pasar** adalah tempat bertemunya pembeli dan penjual untuk melakukan transaksi jual beli barang atau jasa.
  2. **Perusahaan Umum Badan Urusan Logistik atau disingkat Perum Bulog** adalah sebuah lembaga pangan di Indonesia yang mengurus tata niaga beras. Bulog dibentuk pada tanggal 10 Mei 1967 berdasarkan Keputusan Presidium Kabinet Nomor 114/Kep/1967. Sejak tahun 2003, status Bulog menjadi BUMN.
  3. **Ekspor** adalah penjualan barang ke luar negeri dengan menggunakan sistem pembayaran, kualitas, kuantitas dan syarat penjualan lainnya yang telah disetujui oleh pihak eksportir dan importer.
1. **Market** is where buyers and sellers meet to make buying and selling transactions of goods or services.
  2. **General Company Logistic Affairs Agency or abbreviated as Bulog** is a food agency in Indonesia who deal with rice trading system. Bulog was formed on May 10, 1967 based on Decree of the Presidium of the Cabinet No. 114 / Kep / 1967. Since 2003, the status of Bulog is BUMN.
  3. **Export** is the sale of goods abroad by using the payment system, quality, quantity and other sales terms that have been approved by the exporter and importer.

| ULASAN  | DESCRIPTION   |
|---|---|
| <p>Depot Pertamina Kisaran pada tahun 2021 telah menyalurkan sekitar 85.000 kiloliter pertalite and 63.747 kiloliter solar kepada seluruh para pelanggannya yang terdiri dari SPBU, TNI/Polri dan konsumen lainnya di wilayah Kisaran, Tanjung Balai dan Batu Bara.</p> | <p><i>In 2021, The Pertamina Depot of Kisaran Regency distributed 85.000 kiloliter pertalite and 63.747 millions kiloliters diesel fuel to the customers, gas station, armed forces and others consumers at Kisaran, Tanjung Balai and Batu Bara.</i></p> |
| <p>Pada tahun 2021 volume ekspor Asahan mencapai 33.981 ton dengan nilai Rp 682.678 juta. Komoditi utama ekspor Asahan adalah karet dan tepung kelapa, yang mencapai Rp 403.352 juta dan Rp 170.400 juta.</p>   | <p><i>In the year 2021 the export volume of Asahan reached 33.981 tons with a value of Rp 682.678 million. The primary export commodities are crumb rubber and coconut flour which reached Rp 403.352 million and Rp 170.400 million.</i></p>             |

**Tabel 11.1** Jumlah Sarana Perdagangan Menurut Jenisnya di Kabupaten Asahan (unit), 2021  
**Table 11.1** Number of Trading Facilities by Type of Facility in Asahan Regency (unit), 2021

|     | Kecamatan<br>District | Pasar/ Pekan<br>Number of<br>Market |               |              | Tempat Berjualan<br>Number of Market |                    | Jumlah<br>Total |
|-----|-----------------------|-------------------------------------|---------------|--------------|--------------------------------------|--------------------|-----------------|
|     |                       | Jumlah<br>Total                     | Kios<br>Stall | Los          | Pelataran<br>Courtyard               | Lain-nya<br>Others |                 |
|     | (1)                   | (2)                                 | (3)           | (4)          | (5)                                  | (6)                | (7)             |
| 1.  | B. P. Mandoge         | 4                                   | 32            | 24           | 185                                  | -                  | 241             |
| 2.  | Bandar Pulau          | 1                                   | -             | -            | 40                                   | -                  | 40              |
| 3.  | Aek Songsongan        | 2                                   | 27            | 20           | 115                                  | -                  | 162             |
| 4.  | Rahuning              | 1                                   | -             | -            | 45                                   | -                  | 45              |
| 5.  | Pulau Rakyat          | 5                                   | -             | 8            | 115                                  | -                  | 123             |
| 6.  | Aek Kuasan            | 4                                   | -             | 18           | 128                                  | -                  | 146             |
| 7.  | Aek Ledong            | 1                                   | -             | -            | 45                                   | -                  | 45              |
| 8.  | Sei Kepayang          | 1                                   | -             | -            | 15                                   | -                  | 15              |
| 9.  | Sei Kepayang Barat    | -                                   | -             | -            | -                                    | -                  | 0               |
| 10. | Sei Kepayang Timur    | -                                   | -             | -            | -                                    | -                  | 0               |
| 11. | Tanjung Balai         | 1                                   | 16            | -            | 26                                   | -                  | 42              |
| 12. | Simpang Empat         | 4                                   | -             | -            | 345                                  | -                  | 345             |
| 13. | Teluk Dalam           | 1                                   | -             | -            | 85                                   | -                  | 85              |
| 14. | Air Batu              | 3                                   | -             | -            | 153                                  | -                  | 153             |
| 15. | Sei Dadap             | 3                                   | -             | -            | 35                                   | -                  | 35              |
| 16. | Buntu Pane            | 1                                   | -             | -            | 55                                   | -                  | 55              |
| 17. | Tinggi Raja           | 1                                   | 12            | 56           | 30                                   | -                  | 98              |
| 18. | Setia Janji           | 3                                   | -             | -            | 105                                  | -                  | 105             |
| 19. | Meranti               | 2                                   | -             | -            | 60                                   | -                  | 60              |
| 20. | Pulo Bandring         | 1                                   | -             | -            | 90                                   | -                  | 90              |
| 21. | Rawang Panca Arga     | 2                                   | -             | 24           | 150                                  | -                  | 174             |
| 22. | Air Joman             | 3                                   | 48            | 40           | 30                                   | -                  | 118             |
| 23. | Silau Laut            | 3                                   | -             | 60           | 40                                   | -                  | 100             |
| 24. | Kisaran Barat         | 5                                   | 987           | 648          | 158                                  | -                  | 1 793           |
| 25. | Kisaran Timur         | 3                                   | 167           | 356          | 90                                   | -                  | 613             |
|     | <b>Asahan</b>         | <b>55</b>                           | <b>1 289</b>  | <b>1 254</b> | <b>2140</b>                          | <b>-</b>           | <b>4 683</b>    |

Sumber : Dinas Koperasi dan Perdagangan Kabupaten Asahan

Source : Cooperative and Trade of Asahan Regency

**Tabel  
Table****11.2**

**Penerimaan dan Penyaluran Beras oleh Kantor Sub Bulog Kisaran  
(ton), 2010 - 2021**  
*Acceptance and Distribution of Rice by Logistics Office of Kisaran  
(ton), 2010 – 2021*

| Tahun<br>Year   | Stok Awal<br>Beginning<br>Stock | Pemasukan<br>Acceptance | Jumlah<br>Tersedia<br>Supply | Penyaluran<br>Distribution | Stok<br>Akhir<br>End Stock |
|-----------------|---------------------------------|-------------------------|------------------------------|----------------------------|----------------------------|
| (1)             | (2)                             | (3)                     | (4)                          | (5)                        | (6)                        |
| 1. 2010         | 187,08                          | 14 150,00               | 14 337,08                    | 13 102,29                  | 1 234,79                   |
| 2. 2011         | 2 139,89                        | 25 336,00               | 27 475,89                    | 9 858,18                   | 17 617,72                  |
| 3. 2012         | 3 022,27                        | 24 647,51               | 27 669,78                    | 26 474,39                  | 1 195,39                   |
| 4. 2013         | 1 195,39                        | 32 500,00               | 33 695,39                    | 31 273,89                  | 2 421,50                   |
| 5. 2014         | 2 421,50                        | 26 250,00               | 28 671,50                    | 25 393,47                  | 3 278,03                   |
| 6. 2015         | 3 278,03                        | 28 456,38               | 31 734,41                    | 31 385,32                  | 349,09                     |
| 7. 2016         | 349,09                          | 28 070,85               | 28 419,94                    | 24 859,45                  | 3 560,49                   |
| 8. 2017         | 3 560,49                        | 24 586,08               | 28 146,57                    | 26 903,52                  | 1 243,06                   |
| 9. 2018         | 1 243,06                        | 20 262,25               | 21 505,31                    | 19 533,11                  | 1 972,20                   |
| 10. 2019        | 1 162,93                        | 500,00                  | 1 662,93                     | 388,44                     | 1 274,49                   |
| 11. 2020        | 1 274,49                        | 5 302,38                | 6 576,87                     | 5 803,23                   | 773,64                     |
| 12. <b>2021</b> | <b>773,64</b>                   | <b>3 548,93</b>         | <b>4 322,57</b>              | <b>3 249,98</b>            | <b>1 072,59</b>            |

Sumber : Perum Bulog Subdivre III Kisaran

Source : Logistics Office of Kisaran

**Tabel**  
**Table****11.3** **Penyaluran dan Penjualan Beras Bulog Menurut Konsumen (kg),**  
**2021**  
**Bulog Distribution and Selling of Rice by Consumer (kg), 2021**

|     | <b>Bulan</b><br><b>Month</b> | <b>Rastra</b><br><b>Nasional</b><br><b>National</b><br><b>Poverty Rice</b> | <b>Raskin</b><br><b>Madani</b><br><b>Civil</b><br><b>Poverty</b><br><b>Rice</b> | <b>Kemen.</b><br><b>Sosial</b><br><b>Affairs</b> | <b>CBP</b><br><b>CBP</b> |
|-----|------------------------------|--|---|--|--------------------------|
|     | (1)                          | (2)  | (3)   | (4)  | (5)                      |
| 1.  | Januari/ <i>January</i>      | -  | -   | -  | 22 200,00                |
| 2.  | Pebruari/ <i>February</i>    | -  | -   | -  | 19 350,00                |
| 3.  | Maret/ <i>March</i>          | -  | -   | -  | 5 400,00                 |
| 4.  | April/ <i>April</i>          | -  | -   | -  | 1 550,00                 |
| 5.  | Mei/ <i>May</i>              | -  | -   | -  | 1 150,00                 |
| 6.  | Juni/ <i>June</i>            | -  | -   | -  | 4 100,00                 |
| 7.  | Juli/ <i>July</i>            | 297 330,00   | -   | -  | 1 300,00                 |
| 8.  | Agustus/ <i>August</i>       | 438 540,00   | -   | -  | 250,00                   |
| 9.  | September/ <i>September</i>  | -  | -   | -  | 9 900,00                 |
| 10. | Oktober/ <i>October</i>      | -  | -   | -  | 3 350,00                 |
| 11. | Nopember/ <i>November</i>    | -  | -   | -  | 2 100,00                 |
| 12. | Desember/ <i>December</i>    | -  | -   | 22 803,20  | 34 250,00                |
|     | <b>Jumlah/Total</b>          | <b>735 870,00</b>  | <b>-</b>  | <b>22 803,20</b>                                 | <b>104 900,00</b>        |



Lanjutan Tabel/*Continued Table 11.3*

|     | Bulan<br><i>Month</i>       | Depkeh<br><i>Departement<br/>of Justice</i> | Catu<br>Karyawan<br><i>Employees<br/>Suplay</i> | Jumlah<br><i>Total</i> |
|-----|-----------------------------|---|---|------------------------|
|     | (1)                         | (6)   | (7)   | (10)                   |
| 1.  | Januari/ <i>January</i>     | -   | -   | 22 200,00              |
| 2.  | Pebruari/ <i>February</i>   | -   | -   | 19 350,00              |
| 3.  | Maret/ <i>March</i>         | -   | -   | 5 400,00               |
| 4.  | April/ <i>April</i>         | -   | -   | 1 550,00               |
| 5.  | Mei/ <i>May</i>             | -   | -   | 1 150,00               |
| 6.  | Juni/ <i>June</i>           | -   | -   | 4 100,00               |
| 7.  | Juli/ <i>July</i>           | -   | -   | 298 630,00             |
| 8.  | Agustus/ <i>August</i>      | -   | -   | 438 790,00             |
| 9.  | September/ <i>September</i> | -   | -   | 9 900,00               |
| 10. | Oktober/ <i>October</i>     | -   | -   | 3 350,00               |
| 11. | Nopember/ <i>November</i>   | -   | -   | 2 100,00               |
| 12. | Desember/ <i>December</i>   | -   | -   | 57 053,20              |
|     | <b>Jumlah/<i>Total</i></b>  | -   | -   | <b>863 573,20</b>      |

Sumber : Perum Bulog Subdivre III Kisaran

Source : *Logistics Office of Kisaran*

**Tabel** 11.4 **Jumlah Bahan Bakar Pertalite, Biosolar B30 dan Dextrite yang Disalurkan oleh Depot Pertamina Kisaran (Kiloliter), 2021**  
**Table** 11.4 **Quantity of Premium and Diesel Fuel Distributed by 'Pertamina' Kisaran (Kiloliter), 2021**

| Bulan<br>Month         | Jumlah Penyaluran<br>Total Distribution |                                      |              |
|------------------------|---|--------------------------------------|--------------|
|                        | Pertalite<br>Pertalite                  | Solar<br>Diesel Fuel<br>Biosolar B30 | Dextrite     |
| (1)                    | (2)                                     | (4)                                  | (5)          |
| 1. Januari/January     | 6 000                                   | 4 288                                | 98           |
| 2. Pebruari/February   | 6 100                                   | 4 280                                | 82           |
| 3. Maret/March         | 7 100                                   | 5 700                                | 128          |
| 4. April/April         | 6 500                                   | 5 000                                | 64           |
| 5. Mei/May             | 7 200                                   | 4 500                                | 72           |
| 6. Juni/June           | 7 000                                   | 5 000                                | 121          |
| 7. Juli/July           | 7 200                                   | 5 100                                | 78           |
| 8. Agustus/August      | 6 600                                   | 5 100                                | 48           |
| 9. September/September | 7 100                                   | 5 300                                | 184          |
| 10. Oktober/October    | 7 800                                   | 6 100                                | 176          |
| 11. Nopember/November  | 7 700                                   | 6 100                                | 48           |
| 12. Desember/December  | 8 700                                   | 6 100                                | 80           |
| <b>Jumlah/Total</b>    | <b>85 000</b>                           | <b>62 568</b>                        | <b>1 179</b> |

Sumber : Pertamina Depot Kisaran

Source : Pertamina' of Kisaran

Keterangan/Note : Penyaluran Bahan Bakar Pertalite, Biosolar dan Dextrite oleh Pertamina Kisaran hanya untuk wilayah Tanjung Balai, Asahan dan Batu Bara

**Tabel** 11.5 **Volume dan Nilai Ekspor Menurut Jenis Komoditi, 2019 - 2021**  
**Table** 11.5 **Volume and Value Export by Comodity, 2019 – 2021**

| Jenis Komoditi<br><i>Comodity</i>                | 2019             |                              | 2020            |                              |
|--|------------------|------------------------------|-----------------|------------------------------|
|  | Volume<br>(ton)  | Nilai/<br>Value<br>(juta rp) | Volume<br>(ton) | Nilai/<br>Value<br>(juta rp) |
| (1)  | (2)              | (3)                          | (4)             | (5)                          |
| 1. Coklat Kering<br><i>Dried Cocoa</i>           | 700,00           | 18 200,00                    | 720             | 16 560                       |
| 2. Karet<br><i>Crumb Rubber</i>                  | 16 772,28        | 350 343,59                   | 16 398          | 344 435                      |
| 3. Benang Karet<br><i>String Rubber</i>          | -                | -                            | -               | -                            |
| 4. Lidi Kelapa Sawit<br><i>Palm Oil Leaf Rib</i> | 240,00           | 72 000,00                    | 185             | 61 050                       |
| 5. Tepung Kelapa<br><i>Coconut Flour</i>         | 15 000,00        | 180 000,00                   | 13 500          | 162 000                      |
| 6. Tepung Tapioka<br><i>Tapioca Flour</i>        | -                | -                            | -               | -                            |
| 7. Pinang Kering<br><i>Areca Nut</i>             | 650,00           | 7 800,00                     | 440             | 5 280                        |
| 8. Aluminium<br><i>Aluminium</i>                 | -                | -                            | -               | -                            |
| 9. Arang Tempurung<br><i>Shell Charcoal</i>      | 300,00           | 1 110,00                     | 276             | 1 021                        |
| 10. Sabut Kelapa<br><i>Coconut Husk</i>          | 576,00           | 1 728,00                     | 430             | 1 075                        |
| 11. Pelet Kayu Karet                             | -                | -                            | -               | -                            |
| <b>Jumlah/Total</b>                              | <b>34 238,28</b> | <b>631 181,59</b>            | <b>31 949</b>   | <b>591 421</b>               |

Lanjutan Tabel/*Continued Table* 11.5

|     | Jenis Komoditi<br><i>Comodity</i>             | 2021            |                                     |
|-----|---|-----------------|-------------------------------------|
|     |   | Volume<br>(ton) | Nilai/<br><i>Value</i><br>(juta rp) |
|     | (1)   | (6)             | (7)                                 |
| 1.  | Coklat Kering<br><i>Dried Cocoa</i>           | 745             | 20 115                              |
| 2.  | Karet<br><i>Crumb Rubber</i>                  | 17 538          | 403 352                             |
| 3.  | Benang Karet<br><i>String Rubber</i>          | -               | -                                   |
| 4.  | Lidi Kelapa Sawit<br><i>Palm Oil Leaf Rib</i> | 216             | 75 600                              |
| 5.  | Tepung Kelapa<br><i>Coconut Flour</i>         | 14 200          | 170 400                             |
| 6.  | Tepung Tapioka<br><i>Tapioca Flour</i>        | -               | -                                   |
| 7.  | Pinang Kering<br><i>Areca Nut</i>             | 576             | 10 944                              |
| 8.  | Aluminium<br><i>Aluminum</i>                  | -               | -                                   |
| 9.  | Arang Tempurung<br><i>Shell Charcoal</i>      | 298             | 1 043                               |
| 10. | Sabut Kelapa<br><i>Coconut Husk</i>           | 408             | 1 224                               |
| 11. | Pelet Kayu Karet                              | -               | -                                   |
|     | <b>Jumlah/Total</b>                           | <b>33 981</b>   | <b>682 678</b>                      |

Sumber : Dinas Koperasi dan Perdagangan Kabupaten Asahan

Source : *Cooperative and Trade of Asahan Regency*



**LAPANGAN USAHA UTAMA DALAM PEREKONOMIAN ASAHAN**  
The Main Industry in Asahan Economy

**PERTANIAN, KEHUTANAN  
DAN PERIKANAN**  
Agriculture, Forestry,  
and Fishing

**37,91%**



**INDUSTRI  
PENGOLAHAN**  
Manufacturing

**23,05%**



**PERDAGANGAN BESAR  
DAN ECERAN**  
Wholesale and  
Retail Trade

**19,47%**



**KONSTRUKSI**  
Construction

**6,59%**



**TRANSPORTASI**  
Transportation

**3,26%**



**ADHB**

**54,0**

**JUTA/TAHUN** million/year



## PENJELASAN TEKNIS

## TECHNICAL NOTES

1. **Produk Domestik Regional Bruto (PDRB)** merupakan nilai tambah bruto seluruh barang dan jasa yang tercipta atau dihasilkan di wilayah domestik suatu negara yang timbul akibat berbagai aktivitas ekonomi dalam suatu periode tertentu tanpa memperhatikan apakah faktor produksi yang dimiliki residen atau non-residen. Penyusunan PDRB dapat dilakukan melalui 3 (tiga) pendekatan yaitu pendekatan produksi, pengeluaran, dan pendapatan yang disajikan atas dasar harga berlaku dan harga konstan (riil).
  2. **PDRB atas dasar harga berlaku** atau dikenal dengan PDRB nominal disusun berdasarkan harga yang berlaku pada periode penghitungan, dan bertujuan untuk melihat struktur perekonomian. Sedangkan PDRB atas dasar harga konstan (riil) disusun berdasarkan harga pada tahun dasar dan bertujuan untuk mengukur pertumbuhan ekonomi.
  3. **PDRB harga konstan (riil)** dapat digunakan untuk menunjukkan laju pertumbuhan ekonomi secara keseluruhan atau setiap kategori dari tahun ke tahun.
  4. **Distribusi PDRB harga berlaku menurut lapangan usaha** menunjukkan struktur perekonomian atau peranan setiap
1. **Gross Regional Domestic Product (GRDP)** is the gross added value of all goods and services created or produced in the domestic territory of a country arising from various economic activities within a certain period regardless of whether the resident or non-resident owned production factor. Preparation of GRDP can be done through 3 (three) approaches namely approach to production, expenditure, and income are presented on the basis of current prices and prices constant (real).
  2. **GRDP at current prices or known as nominal GRDP** is based on the prevailing price in the calculation period, and aims to look at the structure of the economy. While GRDP on the basis of constant prices (real) is based on price in the base year and aims to measure economic growth.
  3. **GDP of constant prices (real)** can be used to indicate the rate of overall economic growth or each category from year to year.
  4. **Distribution of GRDP price applies according to field of business** shows the structure of the economy or the role of each economic category within a region.



kategori ekonomi dalam suatu wilayah. Kategori-kategori ekonomi yang mempunyai peran besar menunjukkan basis perekonomian suatu wilayah.

5. **Harga Berlaku** adalah penilaian yang dilakukan terhadap produk barang dan jasa yang dihasilkan ataupun yang dikonsumsi pada harga tahun sedang berjalan.
  6. **Harga Konstan** adalah penilaian yang dilakukan terhadap produk barang dan jasa yang dihasilkan ataupun yang dikonsumsi pada harga tetap di satu tahun dasar.
  7. **Tahun Dasar** adalah tahun terpilih sebagai referensi statistik, yang digunakan sebagai dasar penghitungan tahun-tahun yang lain. Dengan tahun dasar tersebut dapat digambarkan seri data dengan indikator rinci mengenai perubahan/pergerakan yang terjadi.
  8. **PDRB per kapita atas dasar harga berlaku** menunjukkan nilai PDRB dan PNB per satu orang penduduk.
  9. **PDRB per kapita atas dasar harga konstan** berguna untuk mengetahui pertumbuhan nyata ekonomi per kapita penduduk suatu negara.
- The economic categories that have a big role indicate the economic base of a region.*
5. **Applicable Price** is the valuation made on goods and services produced or consumed at the current year prices.
  6. **Constant Prices** are assessments made on the goods and services produced or consumed at a fixed price in one base year.
  7. **Basic Year** is the year chosen as a statistical reference, which is used as the basis for calculating the other years. With the base year can be described series of data with detailed indicators of changes / movements that occur.
  8. **GRDP per capita at current prices** indicates the value of GRDP and GNP per one resident.
  9. **GRDP per capita at constant prices** is useful to know the real economic growth per capita of a country's population.

## ULASAN

## DESCRIPTION

Pada tahun 2021 PDRB Kabupaten Asahan atas dasar harga berlaku (adhb) mencapai 41,99 triliun rupiah. Lapangan Usaha pertanian merupakan kontributor utama yang memberikan peranan sebesar 37,91 persen. Selanjutnya diikuti oleh lapangan usaha Industri pengolahan sebesar 23,05 persen dan lapangan usaha perdagangan besar dan eceran sebesar 19,47 persen. Sedangkan lapangan usaha lainnya hanya menyumbang total kontribusi sebesar 19,57 persen.

*In 2021 GDRP of Asahan Regency at current market price reached 41,99 trillion rupiahs. Agriculture was the main contributor for GDRP, its contribution about 37,91 percent. Then followed by Industry about 23,05 percent and on the third position was trade 19,47 percent, even though the other sectors only give total contribute 19,57 percent.*

Berdasarkan harga konstan (adhk) tahun 2010, PDRB Kabupaten Asahan pada tahun 2020 mencapai 27,28 triliun rupiah. Pada tahun 2021 ini lebih dari setengah kategori lapangan usaha mengalami peningkatan dibandingkan tahun 2020.

*Based on constant market prices in 2010, Regency Asahan in the year 2021 reached 27,28 trillion rupiahs. In 2021, more than half of all economic sectors has increased compared to 2020.*

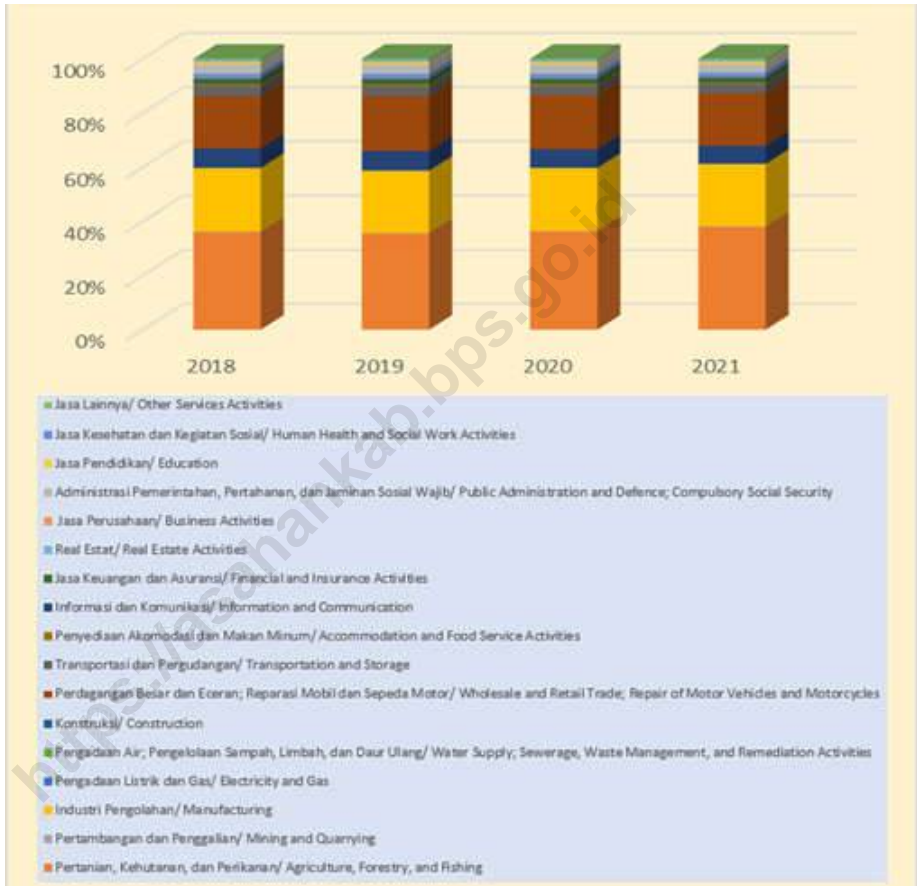
Pada tahun yang sama pertumbuhan ekonomi Kabupaten Asahan berada pada 3,73 persen, mengalami peningkatan dari tahun sebelumnya meskipun masih dalam suasana pandemi covid-19. Pertumbuhan terbesar terjadi pada lapangan usaha informasi dan komunikasi (7,22 persen).

*In the same year, the economic growth of Asahan Regency was about 3,73 percent, experienced has increased from the previous year despite the covid-19 pandemic. Transportation and warehousing was the industrial origin that got the biggest growth compared other sectors (7,22 percent).*

PDRB per kapita Kabupaten Asahan mengalami peningkatan dibandingkan tahun 2020. Berdasarkan harga berlaku naik dari Rp. 50.251,73 juta menjadi Rp. 54.003,14 juta, untuk adhk 2010 juga mengalami peningkatan dari Rp. 34.157,05 juta menjadi Rp. 35.080,60 juta.

*GDRP per capita of Asahan Regency get increased compared 2020. At current market price, it was 50.251,73 million rupiahs became 54.003,14 million rupiahs. At constant market price 2010 also get decreased from 34.157,05 million rupiahs became 35.080,60 million rupiahs.*

**Gambar** 12.1 **Distribusi Persentasi PDRB Menurut Lapangan Usaha Atas Dasar Harga Berlaku (persen), 2017 - 2021**  
**Figure** 12.1 **Percentage Distribution of GRDP by Industrial Origin at Current Market Prices (percentage), 2017 - 2021**



Sumber : Badan Pusat Statistik Kabupaten Asahan

Source : BPS-Statistics of Asahan Regency

**Tabel** 12.1 **Produk Domestik Bruto Atas Dasar Harga Berlaku Menurut Lapangan Usaha (miliar rupiah), 2018 – 2021**  
**Table** 12.1 **Gross Domestic Product at Current Market Prices by Industry (billion rupiahs), 2018 - 2021**

|         | Lapangan Usaha/ <i>Industry</i>  | 2018             | 2019             | 2020*)           | 2021**)          |
|---------|--|------------------|------------------|------------------|------------------|
|         | (1)  |                  |                  |                  |                  |
| A       | Pertanian, Kehutanan, dan Perikanan/<br><i>Agriculture, Forestry, and Fishing</i>  | 12 499,95        | 13 282,53        | 14 014,23        | 15 920,46        |
| B       | Pertambangan dan Penggalian/<br><i>Mining and Quarrying</i>  | 70,09            | 78,01            | 77,84            | 81,15            |
| C       | Industri Pengolahan/<br><i>Manufacturing</i>   | 8 113,34         | 8 592,76         | 8 990,78         | 9 681,56         |
| D       | Pengadaan Listrik dan Gas/<br><i>Electricity and Gas</i>   | 24,34            | 26,34            | 27,78            | 29,24            |
| E       | Pengadaan Air; Pengelolaan Sampah,<br>Limbah, dan Daur Ulang/<br><i>Water Supply; Sewerage, Waste Management, and Remediation Activities</i>     | 21,30            | 22,72            | 23,63            | 24,44            |
| F       | Konstruksi/<br><i>Construction</i>   | 2 472,78         | 2 726,36         | 2 645,96         | 2 767,48         |
| G       | Perdagangan Besar dan Eceran; Reparasi<br>Mobil dan Sepeda Motor/<br><i>Wholesale and Retail Trade; Repair of Motor Vehicles and Motorcycles</i> | 6 710,70         | 7 565,37         | 7 702,07         | 8 175,11         |
| H       | Transportasi dan Pergudangan/<br><i>Transportation and Storage</i>   | 1 238,87         | 1 350,21         | 1 335,00         | 1 369,04         |
| I       | Penyediaan Akomodasi dan Makan Minum/<br><i>Accommodation and Food Service Activities</i>  | 294,74           | 318,46           | 301,95           | 302,63           |
| J       | Informasi dan Komunikasi/<br><i>Information and Communication</i>  | 132,15           | 146,23           | 160,13           | 176,61           |
| K       | Jasa Keuangan dan Asuransi/<br><i>Financial and Insurance Activities</i>   | 547,69           | 567,48           | 568,24           | 585,47           |
| L       | Real Estat/<br><i>Real Estate Activities</i>   | 632,39           | 686,28           | 717,87           | 739,66           |
| M,N     | Jasa Perusahaan/<br><i>Business Activities</i>   | 16,35            | 18,09            | 18,62            | 18,98            |
| O       | Administrasi Pemerintahan, Pertahanan,<br>dan Jaminan Sosial Wajib/<br><i>Public Administration and Defence; Compulsory Social Security</i>      | 1 196,46         | 1 295,23         | 1 324,52         | 1 321,44         |
| P       | Jasa Pendidikan/<br><i>Education</i>   | 266,09           | 286,17           | 295,04           | 307,00           |
| Q       | Jasa Kesehatan dan Kegiatan Sosial/<br><i>Human Health and Social Work Activities</i>  | 224,10           | 249,06           | 258,46           | 257,97           |
| R,S,T,U | Jasa Lainnya/<br><i>Other Services Activities</i>  | 203,55           | 229,12           | 229,71           | 236,02           |
|         | <b>PDRB/ GDRP</b>  | <b>34 664,91</b> | <b>37 440,41</b> | <b>38 691,82</b> | <b>41 994,24</b> |

Sumber : Badan Pusat Statistik Kabupaten Asahan

Source : BPS-Statistics of Asahan Regency

Ket/ Note : 2020 Angka sementara / Preliminary Figures

Ket/ Note : 2021 Angka sangat sementara / Very Preliminary Figures

**Tabel** 12.2 **Produk Domestik Bruto Atas Dasar Harga Konstan 2010 Menurut Lapangan Usaha (miliar rupiah), 2018 - 2021**  
**Table** 12.2 **Gross Domestic Product at 2010 Constant Market Prices by Industry (billion rupiahs), 2018 - 2021**

|         | <b>Lapangan Usaha/ Industry</b>  | <b>2018</b>      | <b>2019</b>      | <b>2020*)</b>    | <b>2021**)</b>   |
|---------|--|------------------|------------------|------------------|------------------|
|         | (1)  |                  |                  |                  |                  |
| A       | Pertanian, Kehutanan, dan Perikanan/<br><i>Agriculture, Forestry, and Fishing</i>  | 10 558,75        | 11 169,16        | 11 365,53        | 12 021,76        |
| B       | Pertambangan dan Penggalian/ <i>Mining and Quarrying</i>   | 50,03            | 52,97            | 52,37            | 53,77            |
| C       | Industri Pengolahan/ <i>Manufacturing</i>  | 5 155,37         | 5 361,63         | 5 401,35         | 5 512,64         |
| D       | Pengadaan Listrik dan Gas/ <i>Electricity and Gas</i>  | 23,92            | 24,76            | 26,05            | 27,25            |
| E       | Pengadaan Air; Pengelolaan Sampah, Limbah, dan Daur Ulang/ <i>Water Supply; Sewerage, Waste Management, and Remediation Activities</i>     | 13,47            | 14,31            | 14,81            | 15,18            |
| F       | Konstruksi/ <i>Construction</i>  | 1 570,83         | 1 667,39         | 1 568,04         | 1 619,57         |
| G       | Perdagangan Besar dan Eceran; Reparasi Mobil dan Sepeda Motor/ <i>Wholesale and Retail Trade; Repair of Motor Vehicles and Motorcycles</i> | 4 281,48         | 4 576,02         | 4 525,59         | 4 656,70         |
| H       | Transportasi dan Pergudangan/ <i>Transportation and Storage</i>  | 854,50           | 912,71           | 874,39           | 873,31           |
| I       | Penyediaan Akomodasi dan Makan Minum/ <i>Accommodation and Food Service Activities</i>   | 207,02           | 220,81           | 207,96           | 208,15           |
| J       | Informasi dan Komunikasi/ <i>Information and Communication</i>   | 125,30           | 135,41           | 146,72           | 157,32           |
| K       | Jasa Keuangan dan Asuransi/ <i>Financial and Insurance Activities</i>  | 352,07           | 362,76           | 364,13           | 371,94           |
| L       | Real Estat/ <i>Real Estate Activities</i>  | 402,83           | 424,30           | 435,11           | 436,44           |
| M,N     | Jasa Perusahaan/ <i>Business Activities</i>  | 10,15            | 10,67            | 10,52            | 10,53            |
| O       | Administrasi Pemerintahan, Pertahanan, dan Jaminan Sosial Wajib/ <i>Public Administration and Defence; Compulsory Social Security</i>      | 744,73           | 791,26           | 788,17           | 786,67           |
| P       | Jasa Pendidikan/ <i>Education</i>  | 210,17           | 218,94           | 220,98           | 229,48           |
| Q       | Jasa Kesehatan dan Kegiatan Sosial/ <i>Human Health and Social Work Activities</i>   | 151,81           | 159,42           | 159,04           | 157,12           |
| R,S,T,U | Jasa Lainnya/ <i>Other Services Activities</i>   | 132,43           | 142,74           | 138,81           | 141,78           |
|         | <b>PDRB/ GDRP</b>  | <b>24 844,87</b> | <b>26 245,24</b> | <b>26 299,57</b> | <b>27 279,59</b> |

Sumber : Badan Pusat Statistik Kabupaten Asahan

Source : BPS-Statistics of Asahan Regency

Ket/ Note : 2020 Angka sementara / Preliminary Figures

Ket/ Note : 2021 Angka sangat sementara / Very Preliminary Figures

**Tabel** 12.3 **Distribusi Persentase Produk Domestik Bruto Atas Dasar Harga Berlaku Menurut Lapangan Usaha, 2017 – 2021**  
**Table** 12.3 **Percentage Distribution of Gross Domestic Product at Current Market Prices by Industry, 2017 - 2021**

|         | <b>Lapangan Usaha/ Industry</b>  | <b>2017</b>   | <b>2018</b>   | <b>2019</b>   | <b>2020*)</b> | <b>2021**)</b> |
|---------|--|---------------|---------------|---------------|---------------|----------------|
|         | (1)  | (2)           | (3)           | (4)           | (5)           | (6)            |
| A       | Pertanian, Kehutanan, dan Perikanan/<br><i>Agriculture, Forestry, and Fishing</i>  | 36,63         | 36,06         | 35,48         | 36,22         | 37,91          |
| B       | Pertambangan dan Penggalian/<br><i>Mining and Quarrying</i>  | 0,20          | 0,20          | 0,21          | 0,20          | 0,19           |
| C       | Industri Pengolahan/<br><i>Manufacturing</i>   | 23,75         | 23,41         | 22,95         | 23,24         | 23,05          |
| D       | Pengadaan Listrik dan Gas/<br><i>Electricity and Gas</i>   | 0,07          | 0,07          | 0,07          | 0,07          | 0,07           |
| E       | Pengadaan Air; Pengelolaan Sampah,<br>Limbah, dan Daur Ulang/<br><i>Water Supply; Sewerage, Waste Management, and Remediation Activities</i>     | 0,06          | 0,06          | 0,06          | 0,06          | 0,06           |
| F       | Konstruksi/<br><i>Construction</i>   | 6,89          | 7,13          | 7,28          | 6,84          | 6,59           |
| G       | Perdagangan Besar dan Eceran; Reparasi<br>Mobil dan Sepeda Motor/<br><i>Wholesale and Retail Trade; Repair of Motor Vehicles and Motorcycles</i> | 18,65         | 19,36         | 20,21         | 19,91         | 19,47          |
| H       | Transportasi dan Pergudangan/<br><i>Transportation and Storage</i>   | 3,60          | 3,57          | 3,61          | 3,45          | 3,26           |
| I       | Penyediaan Akomodasi dan Makan Minum/<br><i>Accommodation and Food Service Activities</i>  | 0,85          | 0,85          | 0,85          | 0,78          | 0,72           |
| J       | Informasi dan Komunikasi/<br><i>Information and Communication</i>  | 0,38          | 0,38          | 0,39          | 0,41          | 0,42           |
| K       | Jasa Keuangan dan Asuransi/<br><i>Financial and Insurance Activities</i>   | 1,61          | 1,58          | 1,52          | 1,47          | 1,39           |
| L       | Real Estat/<br><i>Real Estate Activities</i>   | 1,80          | 1,82          | 1,83          | 1,86          | 1,76           |
| M,N     | Jasa Perusahaan/<br><i>Business Activities</i>   | 0,05          | 0,05          | 0,05          | 0,05          | 0,05           |
| O       | Administrasi Pemerintahan, Pertahanan,<br>dan Jaminan Sosial Wajib/<br><i>Public Administration and Defence; Compulsory Social Security</i>      | 3,48          | 3,45          | 3,46          | 3,42          | 3,15           |
| P       | Jasa Pendidikan/<br><i>Education</i>   | 0,76          | 0,77          | 0,76          | 0,76          | 0,73           |
| Q       | Jasa Kesehatan dan Kegiatan Sosial/<br><i>Human Health and Social Work Activities</i>  | 0,64          | 0,65          | 0,67          | 0,67          | 0,61           |
| R,S,T,U | Jasa Lainnya/<br><i>Other Services Activities</i>  | 0,58          | 0,59          | 0,61          | 0,59          | 0,56           |
|         | <b>PDRB/ GDRP</b>  | <b>100,00</b> | <b>100,00</b> | <b>100,00</b> | <b>100,0</b>  | <b>100,00</b>  |

Sumber : Badan Pusat Statistik Kabupaten Asahan

Source : BPS-Statistics of Asahan Regency

Ket/ Note : 2020 Angka sementara / Preliminary Figures

Ket/ Note : 2021 Angka sangat sementara / Very Preliminary Figures

**Tabel** 12.4 **Laju Pertumbuhan Produk Domestik Bruto Atas Dasar Harga Konstan 2010 Menurut Lapangan Usaha (persen), 2017 – 2021**  
**Table** 12.4 **Growth Rate of Gross Domestic Product at 2010 Constant Market Prices by Industry (percent), 2017 - 2021**

|         | <b>Lapangan Usaha/ Industry</b>  | <b>2017</b> | <b>2018</b> | <b>2019</b> | <b>2020*)</b> | <b>2021**)</b> |
|---------|--|-------------|-------------|-------------|---------------|----------------|
|         | <b>(1)</b>   | <b>(2)</b>  | <b>(3)</b>  | <b>(4)</b>  | <b>(5)</b>    | <b>(6)</b>     |
| A       | Pertanian, Kehutanan, dan Perikanan/<br><i>Agriculture, Forestry, and Fishing</i>  | 5,22        | 6,04        | 5,78        | 1,76          | 5,77           |
| B       | Pertambangan dan Penggalian/<br><i>Mining and Quarrying</i>  | 6,26        | 6,18        | 5,88        | -1,14         | 2,68           |
| C       | Industri Pengolahan/<br><i>Manufacturing</i>   | 4,85        | 3,96        | 4,00        | 0,74          | 2,06           |
| D       | Pengadaan Listrik dan Gas/<br><i>Electricity and Gas</i>   | 6,68        | 4,20        | 3,49        | 5,21          | 4,64           |
| E       | Pengadaan Air; Pengelolaan Sampah,<br>Limbah, dan Daur Ulang/<br><i>Water Supply; Sewerage, Waste Management, and Remediation Activities</i>     | 6,33        | 1,45        | 6,29        | 3,47          | 2,51           |
| F       | Konstruksi/<br><i>Construction</i>   | 5,24        | 5,48        | 6,15        | -5,96         | 3,29           |
| G       | Perdagangan Besar dan Eceran; Reparasi<br>Mobil dan Sepeda Motor/<br><i>Wholesale and Retail Trade; Repair of Motor Vehicles and Motorcycles</i> | 6,57        | 6,67        | 6,88        | -1,10         | 2,90           |
| H       | Transportasi dan Pergudangan/<br><i>Transportation and Storage</i>   | 8,79        | 4,70        | 6,81        | -4,20         | -0,12          |
| I       | Penyediaan Akomodasi dan Makan<br>Minum/<br><i>Accommodation and Food Service Activities</i>   | 6,64        | 6,22        | 6,66        | -5,82         | 0,09           |
| J       | Informasi dan Komunikasi/<br><i>Information and Communication</i>  | 7,03        | 7,09        | 8,06        | 8,36          | 7,22           |
| K       | Jasa Keuangan dan Asuransi/<br><i>Financial and Insurance Activities</i>   | 2,74        | 3,71        | 3,04        | 0,38          | 2,14           |
| L       | Real Estat/<br><i>Real Estate Activities</i>   | 6,93        | 6,10        | 5,33        | 2,55          | 0,31           |
| M,N     | Jasa Perusahaan/<br><i>Business Activities</i>   | 6,37        | 5,24        | 5,06        | -1,34         | 0,07           |
| O       | Administrasi Pemerintahan, Pertahanan,<br>dan Jaminan Sosial Wajib/<br><i>Public Administration and Defence; Compulsory Social Security</i>      | 3,78        | 6,17        | 6,25        | -0,39         | -0,19          |
| P       | Jasa Pendidikan/<br><i>Education</i>   | 5,23        | 6,30        | 4,17        | 0,93          | 3,84           |
| Q       | Jasa Kesehatan dan Kegiatan Sosial/<br><i>Human Health and Social Work Activities</i>  | 7,03        | 6,16        | 5,01        | -0,24         | -1,21          |
| R,S,T,U | Jasa Lainnya/<br><i>Other Services Activities</i>  | 7,27        | 7,08        | 7,79        | -2,76         | 2,14           |
|         | <b>PDRB/ GDRP</b>  | <b>5,48</b> | <b>5,61</b> | <b>5,64</b> | <b>0,21</b>   | <b>3,73</b>    |

Sumber : Badan Pusat Statistik Kabupaten Asahan

Source : BPS-Statistics of Asahan Regency

Ket/ Note : 2020 Angka sementara / Preliminary Figures

Ket/ Note : 2021 Angka sangat sementara / Very Preliminary Figures

**Tabel** 12.5 **Produk Domestik Bruto Kabupaten Asahan Atas Dasar Harga Berlaku Menurut Pengeluaran (miliar rupiah), 2017 – 2021**  
**Table** 12.5 **Gross Domestic Product of Asahan Regency at Current Market Prices by Expenditure (billion rupiahs), 2017 - 2021**

| Jenis Pengeluaran<br><i>Type of Expenditure</i> |  | 2017             | 2018             | 2019             | 2020*)           | 2021**)          |
|---|--|------------------|------------------|------------------|------------------|------------------|
| (1)   |  | (2)              | (3)              | (4)              | (5)              | (6)              |
| a.  | Pengeluaran Konsumsi Rumah Tangga /<br><i>Households Consumption Expenditure</i> | 17 857,65        | 19 445,59        | 21 102,70        | 20 826,85        | 21 668,83        |
| b.  | Pengeluaran Konsumsi LNPRT /<br><i>NPISHs Consumption Expenditure</i>            | 372,62           | 409,80           | 459,80           | 464,00           | 462,83           |
| c.  | Pengeluaran Konsumsi Pemerintah /<br><i>Government Consumption Expenditure</i>   | 2 013,09         | 2 210,39         | 2 248,77         | 2 204,38         | 2 239,56         |
| d.  | Pembentukan Modal Tetap Bruto /<br><i>Gross Fixed Capital Formation</i>          | 8 968,36         | 9 643,86         | 10 569,27        | 10 727,11        | 11 395,39        |
| e.  | Perubahan Inventori /<br><i>Changes in Inventories</i>                           | 307,03           | 416,47           | 453,98           | 567,63           | 582,78           |
| f.  | Net Ekspor Barang dan Jasa/<br><i>Net Export of Goods and Services</i>           | 2 501,44         | 2 538,79         | 2 605,88         | 3 901,86         | 5 644,85         |
| <b>PDRB/ GDRP</b>                               |  | <b>32 020,19</b> | <b>34 664,91</b> | <b>37 440,41</b> | <b>38 691,82</b> | <b>41 994,24</b> |

Sumber : Badan Pusat Statistik Kabupaten Asahan

Source : BPS-Statistics of Asahan Regency

Ket/ Note : 2020 Angka sementara / Preliminary Figures

Ket/ Note : 2021 Angka sangat sementara / Very Preliminary Figures



**Tabel** 12.6 **Produk Domestik Bruto Kabupaten Asahan Atas Dasar Harga Konstan Menurut Pengeluaran (miliar rupiah), 2017 – 2021**  
**Table** 12.6 **Gross Domestic Product of Asahan Regency at Constant Prices by Expenditure (billion rupiahs), 2017 - 2021**

| Jenis Pengeluaran<br><i>Type of Expenditure</i> |  | 2017             | 2018             | 2019             | 2020*)           | 2021**)          |
|---|--|------------------|------------------|------------------|------------------|------------------|
| (1)   |  | (2)              | (3)              | (4)              | (5)              | (6)              |
| a.  | Pengeluaran Konsumsi Rumah Tangga /<br><i>Households Consumption Expenditure</i> | 12 931,13        | 13 666,10        | 14 348,13        | 14 147,96        | 14 497,16        |
| b.  | Pengeluaran Konsumsi LNPRT /<br><i>NPISHs Consumption Expenditure</i>            | 260,41           | 280,42           | 310,01           | 305,70           | 301,53           |
| c.  | Pengeluaran Konsumsi Pemerintah /<br><i>Government Consumption Expenditure</i>   | 1 588,54         | 1 677,69         | 1 685,09         | 1 651,54         | 1 649,30         |
| d.  | Pembentukan Modal Tetap Bruto /<br><i>Gross Fixed Capital Formation</i>          | 6 021,58         | 6 441,77         | 7 043,93         | 6 919,75         | 7 216,18         |
| e.  | Perubahan Inventori /<br><i>Changes in Inventories</i>                           | 332,90           | 393,29           | 421,82           | 511,49           | 503,82           |
| f.  | Net Ekspor Barang dan Jasa/<br><i>Net Export of Goods and Service.</i>           | 2 390,79         | 2 385,60         | 2 436,26         | 2 763,14         | 3 111,59         |
| <b>PDRB/ GDRP</b>                               |  | <b>23 525,35</b> | <b>24 844,87</b> | <b>26 245,24</b> | <b>26 299,57</b> | <b>27 279,59</b> |

Sumber : Badan Pusat Statistik Kabupaten Asahan

Source : BPS-Statistics of Asahan Regency

Ket/ Note : 2020 Angka sementara / Preliminary Figures

Ket/ Note : 2021 Angka sangat sementara / Very Preliminary Figures

**Tabel** 12.7 **Perkembangan Beberapa Agregat PDRB, 2018 - 2021**  
**Table** *Trend of GDRP Agregates, 2018 - 2021*

|    | Uraian<br><i>Description</i>  | Tahun<br><i>Year</i> |           |           |           |
|----|---|----------------------|-----------|-----------|-----------|
|    |   | 2018                 | 2019      | 2020*)    | 2021**)   |
|    | (1)   | (2)                  | (3)       | (4)       | (5)       |
| 1. | Produk Domestik Regional Bruto Atas Dasar Harga Berlaku / <i>Gross Regional Domestic Product at Current Market Prices</i> (Miliar/ <i>Billion Rp</i> )            | 34 664,91            | 37 440,41 | 38 691,82 | 41 994,24 |
| 2. | Produk Domestik Regional Bruto Atas Dasar Harga Konstan 2010 / <i>Gross Regional Domestic Product at 2010 Constant Market Prices</i> (Miliar/ <i>Billion Rp</i> ) | 24 844,87            | 26 245,24 | 26 299,57 | 27 279,59 |
| 3. | PDRB Regional Perkapita Atas Dasar Harga Berlaku / <i>Percapita Regional Income at Current Market Prices</i> (000 Rupiah)   | 47 854,66            | 51 146,77 | 50 416,67 | 54 003,14 |
| 4. | PDRB Regional Perkapita Atas Dasar Harga Konstan 2010 / <i>Percapita Regional Income at 2010 Constant Market Prices</i> (000 Rupiah)                              | 34 298,17            | 35 853,22 | 34 269,17 | 35 080,60 |

Source : BPS-Statistics of Asahan Regency

Ket/ Note : 2020 Angka sementara / *Preliminary Figures*

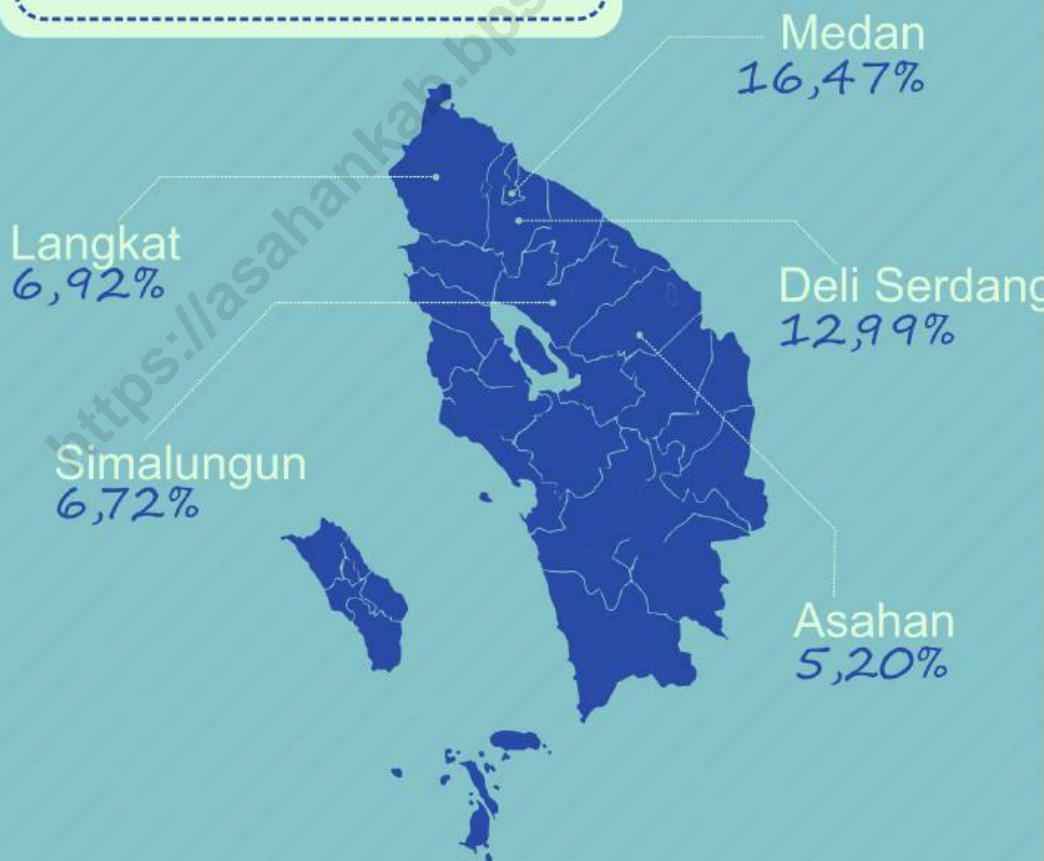
Ket/ Note : 2021 Angka sangat sementara / *Very Preliminary Figures*

Ket/ Note : Terdapat revisi pada tahun 2018-2020



## Kabupaten/Kota dengan Penduduk Terbanyak

Regencies/Cities with  
The Most Population





**PENJELASAN TEKNIS****TECHNICAL NOTES**

1. Ada sebanyak 33 wilayah administratif yang ada di wilayah Provinsi Sumatera Utara. Sebanyak 8 wilayah berstatus kotamadya, sisanya berstatus kabupaten.
  2. Perbandingan antar kabupaten/kota diperlukan untuk melihat perkembangan pembangunan di masing-masing kabupaten/kota yang ada di Provinsi Sumatera Utara.
1. *There are as many as 33 administrative areas in the province of North Sumatra. A total of 8 municipalities, the remaining status of the district.*
  2. *Comparison between regency /municipality is needed to see the development of development in each regency/municipality in North Sumatra Province.*

| ULASAN   | DESCRIPTION  |
|--|--|
| <p>Hasil Proyeksi Penduduk Indonesia di Kabupaten Asahan tahun 2021 sebesar 777.626 jiwa yang merupakan terbesar kelima di Sumatera Utara setelah Medan, Deli Serdang, Langkat dan Simalungun yang masing-masing jumlahnya 2,46 juta jiwa, 1,94 juta jiwa, 1,03 juta jiwa dan 1 juta jiwa.</p>   | <p><i>The result of the 2021 Population projection in Asahan Regency were 777.626 people was the fifth most populous regency in Sumatera Utara, after Medan, Deli Serdang, Langkat and Simalungun which respectively had 2,46 million people, 1,94 million people, 1,03 million people and 1 million people.</i></p>   |
| <p>Perbandingan kabupaten/kota di Sumatera Utara untuk beberapa indikator terpilih memperlihatkan variasi yang cukup besar, Berdasarkan data PDRB, terlihat ketimpangan yang sangat tinggi. PDRB atas dasar harga berlaku yang tertinggi adalah Medan. Angka ini enam kali lipat dibandingkan Asahan yang hanya mencapai 41,99 triliun rupiah. Sedangkan PDRB per kapita Asahan sebesar 54 juta rupiah, dimana urutan pertama adalah Medan sebesar 103,51 juta rupiah.</p> | <p><i>Comparison of regency/municipality in North Sumatra for a few selected indicators show considerable variation, Based on GDP data, it looks very high inequality. GDP at current prices the highest is Medan. This figure is six times more than Asahan which only reached 41,99 trillion rupiahs. According to GDP per capita, Asahan reached 54 million rupiahs, where the first sequence is of Medan for 103,51 million rupiahs.</i></p> |
| <p>Indikator lainnya, laju pertumbuhan ekonomi di Sumatera Utara mengalami pertumbuhan sebesar 2,61 persen. Hal ini dikarenakan masyarakat sudah mulai terbiasa hidup berdampingan dengan pandemi covid-19. Sedangkan IPM daerah kota mencatat pencapaian yang lebih baik. Untuk persentase penduduk miskin memperlihatkan bahwa kabupaten/ kota di Sumatera Utara mengalami peningkatan.</p>  | <p><i>Other indicators, rates of economic growth in North Sumatra has growth at 2,61 percent. This is due to people have started to get used to living side by side with the Covid-19 pandemic. Meanwhile, the urban IPM recorded a better achievement. The percentage of poverty shows that the regency/municipality in North Sumatra has increased.</i></p>  |

Tabel  
Table13.1 Jumlah Penduduk menurut Kabupaten/Kota di Sumatera Utara,  
2017- 2021  
Number of Population by Regency/Municipality, 2017 - 2021

| Kabupaten/Kota<br>Regency/Municipality |                      | 2017              | 2018              | 2019              | 2020              | 2021              |
|--|----------------------|-------------------|-------------------|-------------------|-------------------|-------------------|
| (1)                                    |                      | (3)               |                   |                   |                   |                   |
| 01                                     | Nias                 | 137 588           | 138 308           | 143 319           | 146 672           | 147 794           |
| 02                                     | Mandailing Natal     | 439 505           | 443 490           | 447 287           | 472 886           | 478 062           |
| 03                                     | Tapanuli Selatan     | 278 587           | 280 283           | 281 931           | 300 911           | 303 685           |
| 04                                     | Tapanuli Tengah      | 363 705           | 370 171           | 376 667           | 365 177           | 369 300           |
| 05                                     | Tapanuli Utara       | 297 806           | 299 881           | 301 789           | 312 758           | 315 222           |
| 06                                     | Toba Samosir         | 181 790           | 182 673           | 183 712           | 206 199           | 208 754           |
| 07                                     | Labuhan Batu         | 478 593           | 486 480           | 494 178           | 493 899           | 499 982           |
| 08                                     | Asahan               | <b>718 718</b>    | <b>724 379</b>    | <b>729 795</b>    | <b>769 960</b>    | <b>777 626</b>    |
| 09                                     | Simalungun           | 859 228           | 863 693           | 867 922           | 990 246           | 1 003 727         |
| 10                                     | Dairi                | 281 876           | 283 203           | 284 304           | 308 764           | 311 665           |
| 11                                     | Karo                 | 403 207           | 409 675           | 415 878           | 404 998           | 409 077           |
| 12                                     | Deli Serdang         | 2 114 627         | 2 155 625         | 2 195 709         | 1 931 441         | 1 941 374         |
| 13                                     | Langkat              | 1 028 309         | 1 035 411         | 1 041 775         | 1 030 202         | 1 034 519         |
| 14                                     | Nias Selatan         | 314 395           | 317 207           | 319 902           | 360 531           | 366 163           |
| 15                                     | Humbang Hasundutan   | 186 694           | 188 480           | 190 186           | 197 751           | 199 719           |
| 16                                     | Pakpak Barat         | 47 183            | 48 119            | 48 935            | 52 351            | 53 315            |
| 17                                     | Samosir              | 125 099           | 125 816           | 126 188           | 136 441           | 137 696           |
| 18                                     | Serdang Bedagai      | 612 924           | 614 618           | 616 396           | 657 490           | 662 076           |
| 19                                     | Batu Bara            | 409 091           | 412 992           | 416 493           | 410 678           | 413 171           |
| 20                                     | Padang Lawas Utara   | 262 895           | 267 771           | 272 713           | 260 720           | 263 551           |
| 21                                     | Padang Lawas         | 269 799           | 275 515           | 281 239           | 261 011           | 263 719           |
| 22                                     | Labuhan Batu Selatan | 326 825           | 332 922           | 338 982           | 314 094           | 316 798           |
| 23                                     | Labuhan Batu Utara   | 357 691           | 360 926           | 363 816           | 381 994           | 385 869           |
| 24                                     | Nias Utara           | 136 090           | 137 002           | 137 967           | 147 274           | 148 790           |
| 25                                     | Nias Barat           | 85 801            | 86 195            | 82 154            | 89 994            | 90 585            |
| 71                                     | Sibolga              | 87 090            | 87 317            | 87 626            | 89 584            | 89 932            |
| 72                                     | Tanjung Balai        | 171 187           | 173 302           | 175 223           | 176 027           | 177 640           |
| 73                                     | Pematang Siantar     | 251 513           | 253 500           | 255 317           | 268 254           | 270 768           |
| 74                                     | Tebing Tinggi        | 160 686           | 162 581           | 164 402           | 172 838           | 174 969           |
| 75                                     | Medan                | 2 247 425         | 2 264 145         | 2 279 894         | 2 435 252         | 2 460 858         |
| 76                                     | Binjai               | 270 926           | 273 892           | 276 597           | 291 842           | 295 361           |
| 77                                     | Padang Sidempuan     | 216 013           | 218 892           | 221 827           | 225 105           | 227 674           |
| 78                                     | Gunung Sitoli        | 139 281           | 140 927           | 142 426           | 136 017           | 136 707           |
| <b>Sumatera Utara</b>                  |                      | <b>14 262 147</b> | <b>14 415 391</b> | <b>14 562 549</b> | <b>14 799 361</b> | <b>14 936 148</b> |

Sumber : BPS Provinsi Sumatera Utara

Source : BPS-Statistics of Sumatera Utara Province



**Tabel  
Table**

13.2

**Laju Pertumbuhan Ekonomi Menurut Kabupaten/ Kota ADHK 2010 (persen), 2017-2021**  
**The Economic Growth by Regency/Municipality at 2000 Constant Market Prices, 2017 – 2021 (%)**

| Kabupaten/Kota<br>Regency/Municipality | 2017        | 2018        | 2019        | 2020 *)      | 2021**)     |
|--|-------------|-------------|-------------|--------------|-------------|
| (1)                                    | (2)         | (3)         | (4)         | (5)          | (6)         |
| 01 Nias                                | 5,01        | 4,95        | 5,04        | 1,80         | 2,21        |
| 02 Mandailing Natal                    | 6,09        | 5,79        | 5,30        | -0,94        | 3,20        |
| 03 Tapanuli Selatan                    | 5,21        | 5,19        | 5,23        | 0,39         | 3,24        |
| 04 Tapanuli Tengah                     | 5,24        | 5,20        | 5,18        | -0,76        | 2,56        |
| 05 Tapanuli Utara                      | 4,15        | 4,35        | 4,62        | 1,50         | 3,54        |
| 06 Toba Samosir                        | 4,90        | 4,96        | 4,88        | -0,27        | 2,92        |
| 07 Labuhan Batu                        | 5,00        | 5,06        | 5,07        | 0,09         | 3,85        |
| <b>08 Asahan</b>                       | <b>5,48</b> | <b>5,61</b> | <b>5,64</b> | <b>0,21</b>  | <b>3,73</b> |
| 09 Simalungun                          | 5,13        | 5,18        | 5,20        | 1,01         | 3,70        |
| 10 Dairi                               | 4,93        | 5,01        | 4,82        | -0,94        | 2,05        |
| 11 Karo                                | 5,21        | 4,55        | 4,60        | -0,80        | 2,25        |
| 12 Deli Serdang                        | 5,10        | 5,15        | 5,18        | -1,78        | 2,23        |
| 13 Langkat                             | 5,05        | 5,02        | 5,07        | -0,86        | 3,08        |
| 14 Nias Selatan                        | 4,56        | 5,02        | 5,03        | 0,61         | 2,02        |
| 15 Humbang Hasundutan                  | 5,02        | 5,04        | 4,94        | -0,13        | 2,02        |
| 16 Pakpak Barat                        | 5,94        | 5,85        | 5,87        | -0,18        | 2,54        |
| 17 Samosir                             | 5,35        | 5,58        | 5,70        | -0,59        | 2,65        |
| 18 Serdang Bedagai                     | 5,16        | 5,17        | 5,28        | -0,44        | 2,87        |
| 19 Batu Bara                           | 4,11        | 4,38        | 4,35        | -0,31        | 2,35        |
| 20 Paluta                              | 5,54        | 5,58        | 5,61        | 1,14         | 3,26        |
| 21 Palas                               | 5,71        | 5,96        | 5,64        | 1,18         | 3,83        |
| 22 Labusel                             | 5,09        | 5,27        | 5,35        | 0,80         | 3,82        |
| 23 Labura                              | 5,11        | 5,20        | 5,15        | 0,27         | 3,83        |
| 24 Nias Utara                          | 4,43        | 4,42        | 4,65        | 1,58         | 2,02        |
| 25 Nias barat                          | 4,81        | 4,77        | 4,82        | 1,66         | 2,26        |
| 71 Sibolga                             | 5,27        | 5,25        | 5,20        | -1,36        | 2,10        |
| 72 Tanjung Balai                       | 5,51        | 5,77        | 5,79        | -0,47        | 2,35        |
| 73 Pematang Siantar                    | 4,41        | 4,80        | 4,82        | -1,89        | 1,25        |
| 74 Tebing Tinggi                       | 5,14        | 5,17        | 5,15        | -0,70        | 2,51        |
| 75 Medan                               | 5,81        | 5,92        | 5,93        | -1,98        | 2,62        |
| 76 Binjai                              | 5,39        | 5,46        | 5,51        | -1,83        | 2,23        |
| 77 Padang Sidempuan                    | 5,32        | 5,45        | 5,51        | -0,73        | 2,75        |
| 78 Gunung Sitoli                       | 6,01        | 6,03        | 6,05        | 0,38         | 2,25        |
| <b>Sumatera Utara</b>                  | <b>5,12</b> | <b>5,18</b> | <b>5,22</b> | <b>-1,07</b> | <b>2,61</b> |

Sumber/Source : BPS Provinsi Sumatera Utara/BPS – Statistics of Sumatera Utara Province

Keterangan/Note : \*) Angka Sementara/Preliminary Figures

\*\*) Angka Sangat Sementara/Very Preliminary Figures

**Tabel** 13.3 **PDRB Menurut Kabupaten/Kota Atas Dasar Harga Berlaku (juta rp), 2017- 2021**  
**Table** 13.3 **Gross Regional Domestic Product by Regency/Municipality at Current Market Prices (million rp), 2017- 2021**

| Kabupaten/Kota<br>Regency/Municipality | 2017                  | 2018                  | 2019                  | 2020 *)               | 2021**)               |
|--|-----------------------|-----------------------|-----------------------|-----------------------|-----------------------|
| (1)                                    | (2)                   | (3)                   | (4)                   | (5)                   | (6)                   |
| 01 Nias                                | 3 233 557,98          | 3 519 073,75          | 3 824 854,92          | 4 040 917,36          | 4 221 862,94          |
| 02 Mandailing Natal                    | 11 712 509,18         | 12 618 052,31         | 13 544 735,74         | 13 843 000,34         | 14 880 421,96         |
| 03 Tapanuli Selatan                    | 11 967 961,49         | 12 882 177,87         | 13 932 335,09         | 14 642 157,51         | 15 471 446,89         |
| 04 Tapanuli Tengah                     | 8 545 375,88          | 9 229 977,21          | 9 956 777,57          | 10 138 833,43         | 10 618 746,39         |
| 05 Tapanuli Utara                      | 6 765 691,15          | 7 296 779,10          | 7 889 049,56          | 8 274 433,62          | 8 800 075,99          |
| 06 Toba Samosir                        | 6 635 270,67          | 7 161 585,79          | 7 676 887,58          | 7 845 421,15          | 8 266 129,67          |
| 07 Labuhan Batu                        | 29 032 570,39         | 31 302 582,60         | 33 610 429,38         | 34 653 178,75         | 37 606 878,29         |
| <b>08 Asahan</b>                       | <b>32 020 190,40</b>  | <b>34 664 912,65</b>  | <b>37 440 406,46</b>  | <b>38 691 821,26</b>  | <b>41 994 241,94</b>  |
| 09 Simalungun                          | 32 832 126,15         | 35 444 572,49         | 38 057 431,78         | 39 441 345,33         | 42 576 878,66         |
| 10 Dairi                               | 7 980 474,09          | 8 560 775,50          | 9 166 421,25          | 9 317 911,39          | 9 710 798,66          |
| 11 Karo                                | 18 064 319,94         | 19 220 878,39         | 20 584 725,88         | 20 974 574,01         | 21 824 143,93         |
| 12 Deli Serdang                        | 93 193 893,99         | 101 060 213,37        | 109 334 139,96        | 110 145 244,55        | 115 306 307,74        |
| 13 Langkat                             | 37 032 251,85         | 39 867 648,98         | 42 515 176,42         | 43 207 997,58         | 46 301 203,75         |
| 14 Nias Selatan                        | 5 695 736,58          | 6 247 306,89          | 6 861 477,66          | 7 164 267,29          | 7 420 629,16          |
| 15 Humbang Hasundutan                  | 5 130 248,24          | 5 523 753,49          | 5 951 262,90          | 6 123 455,25          | 6 356 726,89          |
| 16 Pakpak Barat                        | 999 871,46            | 1 086 960,92          | 1 178 215,25          | 1 211 352,02          | 1 270 714,86          |
| 17 Samosir                             | 3 751 630,67          | 4 085 202,85          | 4 434 721,24          | 4 542 852,48          | 4 755 233,29          |
| 18 Serdang Bedagai                     | 24 094 586,10         | 25 994 818,88         | 27 959 443,68         | 28 602 456,24         | 30 418 853,85         |
| 19 Batu Bara                           | 29 756 865,20         | 31 972 004,73         | 34 047 849,02         | 34 987 641,76         | 37 197 713,59         |
| 20 Paluta                              | 9 898 502,97          | 10 752 123,95         | 11 619 731,69         | 12 189 675,24         | 13 137 918,34         |
| 21 Palas                               | 9 704 988,45          | 10 595 866,98         | 11 371 986,51         | 11 997 101,20         | 13 139 141,72         |
| 22 Labusel                             | 23 196 313,80         | 25 124 039,18         | 27 132 303,86         | 28 198 968,30         | 30 754 125,33         |
| 23 Labura                              | 21 161 682,73         | 22 749 934,18         | 24 378 344,14         | 25 191 244,23         | 27 400 504,40         |
| 24 Nias Utara                          | 3 018 446,48          | 3 250 328,75          | 3 515 983,26          | 3 710 035,91          | 3 875 066,13          |
| 25 Nias barat                          | 1 543 968,34          | 1 673 310,72          | 1 816 847,82          | 1 922 535,21          | 2 019 877,91          |
| 71 Sibolga                             | 4 644 671,31          | 5 063 936,84          | 5 531 543,45          | 5 605 466,51          | 5 796 108,12          |
| 72 Tanjung Balai                       | 7 424 964,63          | 8 175 687,25          | 8 951 450,97          | 9 180 538,15          | 9 632 703,56          |
| 73 Pematang Siantar                    | 12 443 955,44         | 13 176 710,84         | 13 933 249,49         | 13 920 089,77         | 14 208 225,58         |
| 74 Tebing Tinggi                       | 5 123 015,86          | 5 512 517,21          | 5 924 199,35          | 6 049 163,10          | 6 349 945,28          |
| 75 Medan                               | 203 035 741,48        | 222 483 237,45        | 241 482 349,90        | 242 198 241,66        | 254 721 318,81        |
| 76 Binjai                              | 9 904 809,54          | 10 765 291,76         | 11 700 098,06         | 11 769 065,12         | 12 317 148,23         |
| 77 Padang Sidempuan                    | 5 372 284,05          | 5 858 839,13          | 6 373 126,29          | 6 478 662,90          | 6 784 395,75          |
| 78 Gunung Sitoli                       | 4 503 049,95          | 5 001 030,27          | 5 513 916,66          | 5 776 114,88          | 6 017 546,51          |
| <b>Sumatera Utara</b>                  | <b>684 634 426,63</b> | <b>741 751 634,36</b> | <b>799 608 954,24</b> | <b>811 282 839,90</b> | <b>859 870 945,35</b> |

Sumber/Source : BPS Provinsi Sumatera Utara/BPS – Statistics of Sumatera Utara Province

Keterangan/Note : \*) Angka Sementara/Preliminary Figures

\*\*) Angka Sangat Sementara/Very Preliminary Figures

Tabel  
Table

13.4

**PDRB Menurut Kabupaten/Kota Atas Dasar Harga Konstan (juta rp), 2017-2021**  
**Gross Regional Domestic Product by Regency/Municipality at 2010 Constant Market Prices (million rp), 2017 – 2021**

| Kabupaten/Kota<br>Regency/Municipality |                    | 2017                  | 2018                  | 2019                  | 2020 *)               | 2021**)               |
|--|--------------------|-----------------------|-----------------------|-----------------------|-----------------------|-----------------------|
| (1)                                    | (2)                | (3)                   | (4)                   | (5)                   | (6)                   | (6)                   |
| 01                                     | N i a s            | 2 325 014,22          | 2 440 159,38          | 2 563 028,26          | 2 609 139,64          | 2 666 855,27          |
| 02                                     | Mandailing Natal   | 8 416 495,66          | 8 904 141,19          | 9 376 464,82          | 9 288 652,08          | 9 585 899,35          |
| 03                                     | Tapanuli Selatan   | 8 748 180,48          | 9 201 960,15          | 9 683 658,33          | 9 721 771,80          | 10 036 712,12         |
| 04                                     | Tapanuli Tengah    | 6 348 441,23          | 6 678 245,65          | 7 024 148,19          | 6 970 578,57          | 7 149 284,91          |
| 05                                     | Tapanuli Utara     | 5 280 688,78          | 5 510 190,10          | 5 764 937,32          | 5 851 403,24          | 6 058 350,04          |
| 06                                     | Toba Samosir       | 5 001 427,47          | 5 249 252,06          | 5 505 261,68          | 5 488 918,03          | 5 649 102,66          |
| 07                                     | Labuhan Batu       | 21 048 165,60         | 22 112 343,76         | 23 232 708,19         | 23 252 746,31         | 24 147 559,97         |
| <b>08</b>                              | <b>A s a h a n</b> | <b>23 525 345,73</b>  | <b>24 844 872,11</b>  | <b>26 245 236,05</b>  | <b>26 299 566,40</b>  | <b>27 279 585,62</b>  |
| 09                                     | Simalungun         | 24 715 672,15         | 25 996 206,63         | 27 348 699,47         | 27 625 695,85         | 28 648 781,29         |
| 10                                     | D a i r i          | 5 968 806,17          | 6 267 821,65          | 6 569 813,11          | 6 508 053,22          | 6 641 673,73          |
| 11                                     | K a r o            | 13 145 850,58         | 13 744 173,77         | 14 376 276,90         | 14 261 471,30         | 14 582 333,18         |
| 12                                     | Deli Serdang       | 64 991 871,28         | 68 340 998,98         | 71 878 690,43         | 70 596 825,12         | 72 173 623,32         |
| 13                                     | L a n g k a t      | 26 822 599,12         | 28 170 078,39         | 29 597 772,36         | 29 343 255,98         | 30 247 388,87         |
| 14                                     | Nias Selatan       | 3 826 617,28          | 4 018 741,04          | 4 221 037,15          | 4 246 834,03          | 4 332 625,54          |
| 15                                     | Humbang Hasundutan | 3 756 661,11          | 3 946 119,77          | 4 141 097,27          | 4 135 602,84          | 4 219 138,07          |
| 16                                     | Pakpak Barat       | 760 552,53            | 805 008,99            | 852 299,37            | 850 790,04            | 872 402,61            |
| 17                                     | Samosir            | 2 776 846,63          | 2 931 698,14          | 3 098 740,91          | 3 080 427,93          | 3 162 101,03          |
| 18                                     | Serdang Bedagai    | 17 516 432,36         | 18 421 380,28         | 19 393 389,35         | 19 308 464,17         | 19 863 243,22         |
| 19                                     | Batu Bara          | 22 034 258,93         | 22 998 597,30         | 23 998 593,06         | 23 923 644,60         | 24 486 055,71         |
| 20                                     | Paluta             | 7 378 983,75          | 7 791 052,12          | 8 228 453,43          | 8 322 506,40          | 8 593 638,84          |
| 21                                     | Palas              | 7 110 250,77          | 7 534 296,23          | 7 959 305,42          | 8 053 495,32          | 8 362 134,70          |
| 22                                     | Labusel            | 16 907 586,05         | 17 797 948,82         | 18 750 156,10         | 18 899 307,92         | 19 620 407,96         |
| 23                                     | Labura             | 15 602 046,16         | 16 413 325,81         | 17 259 188,83         | 17 306 591,09         | 17 969 256,69         |
| 24                                     | Nias Utara         | 2 134 490,17          | 2 228 746,17          | 2 332 435,65          | 2 369 358,02          | 2 417 196,02          |
| 25                                     | Nias barat         | 1 126 194,81          | 1 179 914,82          | 1 236 728,62          | 1 257 278,85          | 1 285 663,79          |
| 71                                     | S i b o l g a      | 3 224 576,76          | 3 393 914,15          | 3 570 325,07          | 3 521 718,63          | 3 595 704,30          |
| 72                                     | Tanjung Balai      | 5 174 845,42          | 5 473 631,27          | 5 790 368,90          | 5 763 205,07          | 5 898 807,55          |
| 73                                     | Pematang Siantar   | 8 750 152,85          | 9 170 185,70          | 9 611 738,78          | 9 430 039,35          | 9 547 697,98          |
| 74                                     | Tebing Tinggi      | 3 575 505,22          | 3 760 504,52          | 3 954 025,63          | 3 926 393,36          | 4 024 776,92          |
| 75                                     | M e d a n          | 139 739 341,78        | 148 007 137,48        | 156 780 580,88        | 153 669 825,83        | 157 689 186,50        |
| 76                                     | B i n j a i        | 7 309 571,57          | 7 708 592,95          | 8 133 535,50          | 7 984 456,64          | 8 162 776,46          |
| 77                                     | Padang Sidempuan   | 3 830 321,64          | 4 038 933,41          | 4 261 315,74          | 4 230 413,69          | 4 346 777,14          |
| 78                                     | Gunung Sitoli      | 3 049 124,56          | 3 232 969,12          | 3 428 449,18          | 3 441 648,07          | 3 519 128,27          |
| <b>Sumatera Utara</b>                  |                    | <b>487 531 231,87</b> | <b>512 762 626,90</b> | <b>539 513 845,63</b> | <b>533 746 358,26</b> | <b>547 651 824,67</b> |

Sumber/Source : BPS Provinsi Sumatera Utara/BPS – Statistics of Sumatera Utara Province

Keterangan/Note : \*) Angka Sementara/Preliminary Figures

\*\*) Angka Sangat Sementara/Very Preliminary Figures

Tabel  
Table

13.5

**PDRB per Kapita Menurut Kabupaten/ Kota Atas Dasar Harga Berlaku (rupiah), 2017-2021**  
**Gross Regional Domestic Product Percapita by Regency/Municipality at Current Market Prices (rp), 2017 – 2021**

| Kabupaten/Kota<br>Regency/Municipality | 2017                 | 2018                 | 2019                 | 2020 *)              | 2021**)              |
|--|----------------------|----------------------|----------------------|----------------------|----------------------|
| (1)                                    | (2)                  | (3)                  | (4)                  | (5)                  | (6)                  |
| 01 Nias                                | 22 753 908,77        | 24 636 472,66        | 26 687 703,11        | 28 065 239,36        | 28 565 861,52        |
| 02 Mandailing Natal                    | 26 649 319,54        | 28 451 717,76        | 30 281 979,44        | 30 692 108,56        | 31 126 552,55        |
| 03 Tapanuli Selatan                    | 42 959 511,72        | 45 961 324,34        | 49 417 535,12        | 51 668 051,74        | 50 945 706,52        |
| 04 Tapanuli Tengah                     | 23 495 348,92        | 24 934 360,64        | 26 433 899,35        | 26 477 887,98        | 28 753 713,49        |
| 05 Tapanuli Utara                      | 22 718 451,43        | 24 332 248,80        | 26 140 944,69        | 27 246 495,14        | 27 917 074,28        |
| 06 Toba Samosir                        | 36 499 646,11        | 39 204 402,37        | 41 787 621,82        | 42 524 221,25        | 39 597 467,22        |
| 07 Labuhan Batu                        | 60 662 338,13        | 64 345 055,50        | 68 012 799,80        | 69 085 835,50        | 75 216 464,37        |
| <b>08 Asahan</b>                       | <b>44 551 813,64</b> | <b>47 854 662,61</b> | <b>51 302 634,93</b> | <b>52 640 071,59</b> | <b>54 003 135,11</b> |
| 09 Simalungun                          | 38 211 192,09        | 41 038 392,68        | 43 848 907,83        | 45 247 609,02        | 42 418 783,86        |
| 10 Dairi                               | 28 312 002,77        | 30 228 406,84        | 32 241 618,99        | 32 639 339,88        | 31 157 809,37        |
| 11 Karo                                | 44 801 602,99        | 46 917 381,80        | 49 497 030,10        | 49 703 135,36        | 53 349 721,28        |
| 12 Deli Serdang                        | 44 071 079,20        | 46 882 093,76        | 49 794 458,17        | 49 296 987,25        | 59 394 175,33        |
| 13 Langkat                             | 36 012 766,45        | 38 504 177,55        | 40 810 325,09        | 41 225 071,63        | 44 756 262,33        |
| 14 Nias Selatan                        | 18 116 498,60        | 19 694 732,11        | 21 448 686,36        | 22 213 404,72        | 20 265 917,52        |
| 15 Humbang Hasundutan                  | 27 483 734,02        | 29 325 411,11        | 31 291 803,26        | 31 930 248,05        | 31 828 353,31        |
| 16 Pakpak Barat                        | 21 191 349,83        | 22 589 017,13        | 24 077 148,30        | 24 379 166,37        | 23 834 096,58        |
| 17 Samosir                             | 29 989 293,81        | 32 469 660,87        | 35 143 763,63        | 35 852 359,57        | 34 534 287,81        |
| 18 Serdang Bedagai                     | 39 310 886,99        | 42 294 268,76        | 45 359 547,56        | 46 299 372,97        | 45 944 655,67        |
| 19 Batu Bara                           | 72 738 987,65        | 77 415 554,60        | 81 748 910,60        | 83 283 484,66        | 90 029 826,86        |
| 20 Paluta                              | 37 651 925,55        | 40 154 176,32        | 42 607 912,68        | 43 938 949,69        | 49 849 624,31        |
| 21 Palas                               | 35 971 180,22        | 38 458 403,27        | 40 435 311,28        | 41 856 144,75        | 49 822 506,97        |
| 22 Labusel                             | 70 974 722,85        | 75 465 241,64        | 80 040 544,50        | 81 779 044,37        | 97 078 028,68        |
| 23 Labura                              | 59 161 909,93        | 63 032 128,98        | 67 007 344,76        | 68 715 324,82        | 71 009 861,89        |
| 24 Nias Utara                          | 22 179 781,63        | 23 724 680,99        | 25 484 233,59        | 26 729 365,33        | 26 043 861,36        |
| 25 Nias barat                          | 18 995 907,19        | 20 490 439,05        | 22 115 147,46        | 23 324 661,34        | 22 298 149,88        |
| 71 Sibolga                             | 53 331 855,64        | 57 994 855,93        | 63 126 736,94        | 63 850 127,14        | 64 449 896,77        |
| 72 Tanjung Balai                       | 43 373 414,04        | 47 175 954,41        | 51 086 050,17        | 51 865 982,04        | 54 225 982,66        |
| 73 Pematang Siantar                    | 49 476 390,64        | 51 979 135,47        | 54 572 353,17        | 54 140 600,40        | 52 473 798,91        |
| 74 Tebing Tinggi                       | 31 882 154,37        | 33 906 281,86        | 36 034 837,49        | 36 418 802,54        | 36 291 830,43        |
| 75 Medan                               | 90 341 498,15        | 98 263 687,81        | 105 918 235,63       | 105 532 864,95       | 103 509 149,58       |
| 76 Binjai                              | 36 559 095,63        | 39 304 878,43        | 42 300 162,53        | 42 137 417,98        | 41 702 012,90        |
| 77 Padang Sidempuan                    | 24 870 188,61        | 26 765 889,70        | 28 730 164,89        | 28 860 372,04        | 29 798 728,66        |
| 78 Gunung Sitoli                       | 32 330 683,63        | 35 486 672,35        | 38 714 256,25        | 40 174 402,40        | 44 017 837,46        |
| <b>Sumatera Utara</b>                  | <b>48 339 308,69</b> | <b>51 427 493,55</b> | <b>54 908 584,63</b> | <b>55 176 051,57</b> | <b>57 569 792,78</b> |

Sumber/Source : BPS Provinsi Sumatera Utara/BPS – Statistics of Sumatera Utara Province

Keterangan/Note : \*) Angka Sementara/Preliminary Figures

\*\*) Angka Sangat Sementara/Very Preliminary Figures

**Tabel** 13.6 **Jumlah Penduduk Miskin Menurut Kabupaten/Kota di Sumatera Utara, 2019-2021**  
**Table** 13.6 **Number of People Under Poverty Line by Regency/Municipality, 2019-2021**

|                       | Kabupaten/Kota<br><i>Regency/Municipality</i> | 2019            |             | 2020            |             | 2021            |             |
|-----------------------|---|-----------------|-------------|-----------------|-------------|-----------------|-------------|
|                       |   | (000 jiwa)      | %           | (000 jiwa)      | %           | (000 jiwa)      | %           |
| (1)                   |   | (2)             | (3)         | (4)             | (5)         | (6)             | (7)         |
| 01                    | Nias  | 22,10           | 15,94       | 23,12           | 16,60       | 24,33           | 16,82       |
| 02                    | Mandailing Natal                              | 40,64           | 9,11        | 41,31           | 9,18        | 43,24           | 9,49        |
| 03                    | Tapanuli Selatan                              | 24,22           | 8,60        | 23,96           | 8,47        | 25,01           | 8,80        |
| 04                    | Tapanuli Tengah                               | 46,99           | 12,53       | 47,19           | 12,38       | 49,95           | 12,67       |
| 05                    | Tapanuli Utara                                | 28,57           | 9,48        | 28,41           | 9,37        | 29,72           | 9,72        |
| 06                    | Toba Samosir                                  | 15,78           | 8,60        | 16,05           | 8,71        | 16,61           | 8,99        |
| 07                    | Labuhan Batu                                  | 41,52           | 8,44        | 42,17           | 8,44        | 45,03           | 8,74        |
| <b>08</b>             | <b>Asahan</b>                                 | <b>70,53</b>    | <b>9,68</b> | <b>66,32</b>    | <b>9,04</b> | <b>69,29</b>    | <b>9,35</b> |
| 09                    | Simalungun                                    | 76,33           | 8,81        | 73,64           | 8,46        | 76,99           | 8,81        |
| 10                    | Dairi   | 21,86           | 7,70        | 22,93           | 8,04        | 23,72           | 8,31        |
| 11                    | Karo  | 34,08           | 8,23        | 36,57           | 8,70        | 38,01           | 8,79        |
| 12                    | Deli Serdang                                  | 84,94           | 3,89        | 86,26           | 3,88        | 92,52           | 4,01        |
| 13                    | Langkat                                       | 103,08          | 9,91        | 101,87          | 9,73        | 106,59          | 10,12       |
| 14                    | Nias Selatan                                  | 52,51           | 16,45       | 53,88           | 16,74       | 55,16           | 16,92       |
| 15                    | Humbang Hasundutan                            | 16,60           | 8,75        | 17,92           | 9,36        | 18,71           | 9,65        |
| 16                    | Pakpak Barat                                  | 4,52            | 9,27        | 4,59            | 9,28        | 4,79            | 9,35        |
| 17                    | Samosir                                       | 15,79           | 12,52       | 15,80           | 12,48       | 16,08           | 12,68       |
| 18                    | Serdang Bedagai                               | 48,69           | 7,90        | 49,18           | 7,97        | 51,16           | 8,30        |
| 19                    | Batu Bara                                     | 50,46           | 12,14       | 49,78           | 11,88       | 52,59           | 12,38       |
| 20                    | Padang Lawas Utara                            | 26,06           | 9,60        | 26,79           | 9,70        | 28,37           | 9,92        |
| 21                    | Padang Lawas                                  | 23,17           | 8,28        | 23,87           | 8,37        | 25,78           | 8,69        |
| 22                    | Labuhan Batu Selatan                          | 30,17           | 8,94        | 28,63           | 8,34        | 30,36           | 8,53        |
| 23                    | Labuhan Batu Utara                            | 34,76           | 9,57        | 34,86           | 9,53        | 37,13           | 10,02       |
| 24                    | Nias Utara                                    | 34,42           | 24,99       | 34,75           | 25,07       | 35,84           | 25,66       |
| 25                    | Nias Barat                                    | 22,08           | 25,51       | 22,33           | 25,69       | 21,75           | 26,42       |
| 71                    | Sibolga                                       | 10,82           | 12,36       | 10,49           | 11,95       | 10,80           | 12,33       |
| 72                    | Tanjung Balai                                 | 24,54           | 14,04       | 23,54           | 13,33       | 24,10           | 13,40       |
| 73                    | Pematang Siantar                              | 21,99           | 8,63        | 21,23           | 8,27        | 22,06           | 8,52        |
| 74                    | Tebing Tinggi                                 | 16,30           | 9,94        | 16,32           | 9,85        | 17,37           | 10,30       |
| 75                    | Medan   | 183,79          | 8,08        | 183,54          | 8,01        | 193,03          | 8,34        |
| 76                    | Binjai  | 15,61           | 5,66        | 15,91           | 5,71        | 16,46           | 5,81        |
| 77                    | Padang Sidempuan                              | 16,06           | 7,26        | 16,56           | 7,40        | 17,28           | 7,53        |
| 78                    | Gunung Sitoli                                 | 23,06           | 16,23       | 23,54           | 16,41       | 24,02           | 16,45       |
| <b>Sumatera Utara</b> |   | <b>1 282,04</b> | <b>8,83</b> | <b>1 283,29</b> | <b>8,75</b> | <b>1 343,86</b> | <b>9,01</b> |

Sumber : BPS Provinsi Sumatera Utara

Source : BPS-Statistics of Sumatera Utara Province

**Tabel** 13.7 Indeks Pembangunan Manusia (IPM) menurut Kabupaten/Kota, 2017- 2021  
**Table** 13.7 Human Development Index (HDI) by Regency/Municipality, 2017- 2021

| Kabupaten/Kota<br>Regency/Municipality |                      | 2017         | 2018         | 2019         | 2020         | 2021         |
|--|----------------------|--------------|--------------|--------------|--------------|--------------|
| (1)                                    |                      | (2)          | (3)          | (4)          | (5)          | (6)          |
| 01                                     | Nias                 | 60,21        | 60,82        | 61,65        | 61,93        | 62,74        |
| 02                                     | Mandailing Natal     | 65,13        | 65,83        | 66,52        | 66,79        | 67,19        |
| 03                                     | Tapanuli Selatan     | 68,69        | 69,10        | 69,75        | 70,12        | 70,33        |
| 04                                     | Tapanuli Tengah      | 67,96        | 68,27        | 68,86        | 69,23        | 69,61        |
| 05                                     | Tapanuli Utara       | 72,38        | 72,91        | 73,33        | 73,47        | 73,76        |
| 06                                     | Toba Samosir         | 73,87        | 74,48        | 74,92        | 75,16        | 75,39        |
| 07                                     | Labuhan Batu         | 71,00        | 71,39        | 71,94        | 72,01        | 72,09        |
| <b>08</b>                              | <b>Asahan</b>        | <b>69,10</b> | <b>69,49</b> | <b>69,92</b> | <b>70,29</b> | <b>70,49</b> |
| 09                                     | Simalungun           | 71,83        | 72,49        | 72,98        | 73,25        | 73,40        |
| 10                                     | Dairi                | 70,36        | 70,89        | 71,42        | 71,57        | 71,84        |
| 11                                     | Karo                 | 73,53        | 73,91        | 74,25        | 74,43        | 74,83        |
| 12                                     | Deli Serdang         | 73,94        | 74,92        | 75,43        | 75,44        | 75,53        |
| 13                                     | Langkat              | 69,82        | 70,27        | 70,76        | 71,00        | 71,35        |
| 14                                     | Nias Selatan         | 59,85        | 60,75        | 61,59        | 61,89        | 62,35        |
| 15                                     | Humbang Hasundutan   | 67,30        | 67,96        | 68,83        | 68,87        | 69,41        |
| 16                                     | Pakpak Barat         | 66,25        | 66,63        | 67,47        | 67,59        | 67,94        |
| 17                                     | Samosir              | 69,43        | 69,99        | 70,55        | 70,63        | 70,83        |
| 18                                     | Serdang Bedagai      | 69,16        | 69,69        | 70,21        | 70,24        | 70,56        |
| 19                                     | Batu Bara            | 67,20        | 67,67        | 68,35        | 68,36        | 68,58        |
| 20                                     | Padang Lawas Utara   | 68,34        | 68,77        | 69,29        | 69,85        | 70,11        |
| 21                                     | Padang Lawas         | 66,82        | 67,59        | 68,16        | 68,25        | 68,64        |
| 22                                     | Labuhan Batu Selatan | 70,48        | 70,98        | 71,39        | 71,40        | 71,69        |
| 23                                     | Labuhan Batu Utara   | 70,79        | 71,08        | 71,43        | 71,61        | 71,87        |
| 24                                     | Nias Utara           | 60,57        | 61,08        | 61,98        | 62,36        | 62,82        |
| 25                                     | Nias Barat           | 59,56        | 60,42        | 61,14        | 61,51        | 61,99        |
| 71                                     | Sibolga              | 72,28        | 72,65        | 73,41        | 73,63        | 73,94        |
| 72                                     | Tanjung Balai        | 67,41        | 68,00        | 68,51        | 68,65        | 68,94        |
| 73                                     | Pematang Siantar     | 77,54        | 77,88        | 78,57        | 78,75        | 79,17        |
| 74                                     | Tebing Tinggi        | 73,90        | 74,50        | 75,08        | 75,17        | 75,42        |
| 75                                     | Medan                | 79,98        | 80,65        | 80,97        | 80,98        | 81,21        |
| 76                                     | Binjai               | 74,65        | 75,21        | 75,89        | 75,89        | 76,01        |
| 77                                     | Padang Sidempuan     | 73,81        | 74,38        | 75,06        | 75,22        | 75,48        |
| 78                                     | Gunung Sitoli        | 67,68        | 68,33        | 69,30        | 69,31        | 69,61        |
| <b>Sumatera Utara</b>                  |                      | <b>70,57</b> | <b>71,18</b> | <b>71,74</b> | <b>71,77</b> | <b>72,00</b> |

Sumber : BPS Provinsi Sumatera Utara

Source : BPS-Statistics of Sumatera Utara Province

**Tabel** 13.8 **Komponen Indeks Pembangunan Manusia (IPM) Menurut Kabupaten/Kota di Sumatera Utara, 2021**  
**Table** 13.8 **Components of Human Development Index (HDI) by Regency/Municipality, 2021**

| Kabupaten/Kota<br><i>Regency/Municipality</i> | Komponen IPM<br><i>Components of HDI</i>      |                                      |                            |   | IPM/HDI      |
|---|---|--------------------------------------|----------------------------|---|--------------|
|   | Harapan<br>Hidup (e <sub>0</sub> )<br>(tahun) | Rata <sup>2</sup><br>Lama<br>Sekolah | Harapan<br>lama<br>sekolah | Pengeluaran<br>riil per kapita<br>(ribu Rp) |              |
| (1)   | (2)   | (3)                                  | (4)                        | (5)   | (6)          |
| 01 Nias                                       | 69,78   | 5,64                                 | 12,84                      | 6,995                                       | 62,74        |
| 02 Mandailing Natal                           | 62,65   | 8,63                                 | 13,61                      | 9,771                                       | 67,19        |
| 03 Tapanuli Selatan                           | 64,97   | 9,29                                 | 13,35                      | 11,304                                      | 70,33        |
| 04 Tapanuli Tengah                            | 67,24   | 8,84                                 | 13,07                      | 10,138                                      | 69,61        |
| 05 Tapanuli Utara                             | 68,76   | 9,99                                 | 13,70                      | 11,710                                      | 73,76        |
| 06 Toba Samosir                               | 70,29   | 10,57                                | 13,46                      | 12,224                                      | 75,39        |
| 07 Labuhan Batu                               | 69,95   | 9,25                                 | 12,74                      | 11,212                                      | 72,09        |
| <b>08 Asahan</b>                              | <b>68,37</b>                                  | <b>8,80</b>                          | <b>12,61</b>               | <b>11,030</b>                               | <b>70,49</b> |
| 09 Simalungun                                 | 71,37   | 9,61                                 | 12,79                      | 11,376                                      | 73,40        |
| 10 Dairi                                      | 69,19   | 9,59                                 | 13,11                      | 10,504                                      | 71,84        |
| 11 Karo                                       | 71,58   | 10,00                                | 12,77                      | 12,412                                      | 74,83        |
| 12 Deli Serdang                               | 71,77   | 10,10                                | 13,36                      | 12,291                                      | 75,53        |
| 13 Langkat                                    | 68,97   | 8,66                                 | 13,24                      | 11,142                                      | 71,35        |
| 14 Nias Selatan                               | 68,86   | 6,06                                 | 12,27                      | 7,041                                       | 62,35        |
| 15 Humbang Hasundutan                         | 69,51   | 9,71                                 | 13,29                      | 8,016                                       | 69,41        |
| 16 Pakpak Barat                               | 65,96   | 9,14                                 | 13,87                      | 8,254                                       | 67,94        |
| 17 Samosir                                    | 71,41   | 9,44                                 | 13,48                      | 8,504                                       | 70,83        |
| 18 Serdang Bedagai                            | 68,82   | 8,69                                 | 12,61                      | 11,017                                      | 70,56        |
| 19 Batu Bara                                  | 67,13   | 8,07                                 | 12,64                      | 10,539                                      | 68,58        |
| 20 Padang Lawas Utara                         | 67,22   | 9,38                                 | 13,04                      | 10,055                                      | 70,11        |
| 21 Padang Lawas                               | 67,13   | 9,02                                 | 13,27                      | 8,921                                       | 68,64        |
| 22 Labuhan Batu Selatan                       | 68,81   | 8,90                                 | 13,01                      | 11,562                                      | 71,69        |
| 23 Labuhan Batu Utara                         | 69,56   | 8,41                                 | 13,19                      | 11,840                                      | 71,87        |
| 24 Nias Utara                                 | 69,55   | 6,77                                 | 13,04                      | 6,155                                       | 62,82        |
| 25 Nias Barat                                 | 69,08   | 6,69                                 | 12,95                      | 5,924                                       | 61,99        |
| 71 Sibolga                                    | 69,25   | 10,41                                | 13,28                      | 11,540                                      | 73,94        |
| 72 Tanjung Balai                              | 63,44   | 9,45                                 | 12,62                      | 11,225                                      | 68,94        |
| 73 Pematang Siantar                           | 73,77   | 11,29                                | 14,57                      | 12,436                                      | 79,17        |
| 74 Tebing Tinggi                              | 70,95   | 10,44                                | 12,73                      | 12,939                                      | 75,42        |
| 75 Medan                                      | 73,23   | 11,48                                | 14,75                      | 14,999                                      | 81,21        |
| 76 Binjai                                     | 72,45   | 10,94                                | 13,63                      | 11,063                                      | 76,01        |
| 77 Padang Sidempuan                           | 69,50   | 11,09                                | 14,56                      | 10,965                                      | 75,48        |
| 78 Gunung Sitoli                              | 71,32   | 8,62                                 | 13,75                      | 8,134                                       | 69,61        |
| <b>Sumatera Utara</b>                         | <b>69,23</b>                                  | <b>9,58</b>                          | <b>13,27</b>               | <b>10,499</b>                               | <b>72,00</b> |

Sumber : BPS Provinsi Sumatera Utara

Source : BPS-Statistics of Sumatera Utara Province

**Tabel**  
**Table**

**13.9 Umur Harapan Hidup ( $e_0$ ) Menurut Kabupaten Kota di Sumatera Utara, 2017-2021**  
**Life Expectancy Rate ( $e_0$ ) by Regency/Municipality, 2017 - 2021**

| Kabupaten/Kota<br>Regency/Municipality |                      | 2017         | 2018         | 2019         | 2020         | 2021         |
|--|----------------------|--------------|--------------|--------------|--------------|--------------|
| (1)                                    | (2)                  | (3)          | (4)          | (5)          | (6)          | (6)          |
| 01                                     | Nias                 | 69,18        | 69,43        | 69,68        | 69,75        | 69,78        |
| 02                                     | Mandailing Natal     | 61,97        | 62,24        | 62,51        | 62,60        | 62,65        |
| 03                                     | Tapanuli Selatan     | 64,28        | 64,55        | 64,82        | 64,91        | 64,97        |
| 04                                     | Tapanuli Tengah      | 66,66        | 66,82        | 67,08        | 67,15        | 67,24        |
| 05                                     | Tapanuli Utara       | 67,86        | 68,11        | 68,46        | 68,63        | 68,76        |
| 06                                     | Toba Samosir         | 69,36        | 69,59        | 69,93        | 70,08        | 70,29        |
| 07                                     | Labuhan Batu         | 69,44        | 69,60        | 69,86        | 69,93        | 69,95        |
| <b>08</b>                              | <b>Asahan</b>        | <b>67,57</b> | <b>67,79</b> | <b>68,11</b> | <b>68,26</b> | <b>68,37</b> |
| 09                                     | Simalungun           | 70,53        | 70,75        | 71,07        | 71,22        | 71,37        |
| 10                                     | Dairi                | 68,13        | 68,41        | 68,79        | 69,00        | 69,19        |
| 11                                     | Karo                 | 70,77        | 70,97        | 71,27        | 71,40        | 71,58        |
| 12                                     | Deli Serdang         | 71,11        | 71,31        | 71,61        | 71,73        | 71,77        |
| 13                                     | Langkat              | 67,94        | 68,22        | 68,59        | 68,80        | 68,97        |
| 14                                     | Nias Selatan         | 68,00        | 68,24        | 68,58        | 68,74        | 68,86        |
| 15                                     | Humbang Hasundutan   | 68,41        | 68,69        | 69,06        | 69,27        | 69,51        |
| 16                                     | Pakpak Barat         | 65,05        | 65,27        | 65,59        | 65,74        | 65,96        |
| 17                                     | Samosir              | 70,68        | 70,87        | 71,16        | 71,27        | 71,41        |
| 18                                     | Serdang Bedagai      | 67,79        | 68,08        | 68,46        | 68,68        | 68,82        |
| 19                                     | Batu Bara            | 66,10        | 66,38        | 66,75        | 66,96        | 67,13        |
| 20                                     | Padang Lawas Utara   | 66,58        | 66,77        | 67,06        | 67,17        | 67,22        |
| 21                                     | Padang Lawas         | 66,50        | 66,69        | 66,98        | 67,09        | 67,13        |
| 22                                     | Labuhan Batu Selatan | 68,14        | 68,39        | 68,64        | 68,71        | 68,81        |
| 23                                     | Labuhan Batu Utara   | 68,91        | 69,09        | 69,37        | 69,46        | 69,56        |
| 24                                     | Nias Utara           | 68,77        | 68,98        | 69,29        | 69,43        | 69,55        |
| 25                                     | Nias Barat           | 68,28        | 68,50        | 68,82        | 68,96        | 69,08        |
| 71                                     | Sibolga              | 68,05        | 68,36        | 68,77        | 69,01        | 69,25        |
| 72                                     | Tanjung Balai        | 62,28        | 62,60        | 63,02        | 63,27        | 63,44        |
| 73                                     | Pematang Siantar     | 72,63        | 72,93        | 73,33        | 73,55        | 73,77        |
| 74                                     | Tebing Tinggi        | 70,28        | 70,47        | 70,76        | 70,87        | 70,95        |
| 75                                     | Medan                | 72,40        | 72,64        | 72,98        | 73,14        | 73,23        |
| 76                                     | Binjai               | 71,75        | 71,95        | 72,25        | 72,38        | 72,45        |
| 77                                     | Padang Sidempuan     | 68,41        | 68,73        | 69,15        | 69,41        | 69,50        |
| 78                                     | Gunung Sitoli        | 70,42        | 70,67        | 71,02        | 71,19        | 71,32        |
| <b>Sumatera Utara</b>                  |                      | <b>68,33</b> | <b>68,61</b> | <b>68,95</b> | <b>69,10</b> | <b>69,23</b> |

Sumber : BPS Provinsi Sumatera Utara

Source : BPS-Statistics of Sumatera Utara Province



**Tabel** 13.10 Indeks Kemahalan Konstruksi Kabupaten/Kota, 2019 – 2021  
**Table** 13.10 *Regency/Municipality Construction Cost Index, 2019 – 2021*

|           | Kabupaten/Kota<br><i>Regency/ Municipality</i> | 2019          | 2020         | 2021          |
|-----------|--|---------------|--------------|---------------|
|           | (1)  | (2)           | (3)          | (4)           |
| 01        | N i a s  | 114,17        | 106,76       | 108,77        |
| 02        | Mandailing Natal                               | 100,55        | 100,05       | 97,04         |
| 03        | Tapanuli Selatan                               | 104,88        | 102,53       | 99,33         |
| 04        | Tapanuli Tengah                                | 100,33        | 99,56        | 102,09        |
| 05        | Tapanuli Utara                                 | 105,39        | 101,84       | 100,57        |
| 06        | Toba Samosir                                   | 102,28        | 102,63       | 101,31        |
| 07        | Labuhan Batu                                   | 106,74        | 104,83       | 101,44        |
| <b>08</b> | <b>A s a h a n</b>                             | <b>94,53</b>  | <b>92,13</b> | <b>95,88</b>  |
| 09        | Simalungun                                     | 98,60         | 97,93        | 100,94        |
| 10        | D a i r i                                      | 105,39        | 101,99       | 106,07        |
| 11        | K a r o  | 102,50        | 101,54       | 103,23        |
| 12        | Deli Serdang                                   | 101,01        | 96,45        | 95,32         |
| 13        | L a n g k a t                                  | 98,74         | 97,66        | 99,94         |
| 14        | Nias Selatan                                   | 114,34        | 114,81       | 116,98        |
| 15        | Humbang Hasundutan                             | 99,74         | 103,44       | 100,58        |
| 16        | Pakpak Barat                                   | 102,81        | 101,95       | 103,85        |
| 17        | Samosir  | 105,80        | 100,35       | 106,17        |
| 18        | Serdang Bedagai                                | 99,21         | 92,22        | 98,12         |
| 19        | Batu Bara                                      | 97,63         | 95,50        | 97,32         |
| 20        | Padang Lawas Utara                             | 104,42        | 96,91        | 96,93         |
| 21        | Padang Lawas                                   | 103,40        | 97,36        | 97,65         |
| 22        | Labuhan Batu Selatan                           | 107,71        | 102,65       | 102,44        |
| 23        | Labuhan Batu Utara                             | 102,17        | 103,91       | 102,37        |
| 24        | Nias Utara                                     | 111,02        | 106,38       | 110,69        |
| 25        | Nias Barat                                     | 109,90        | 108,66       | 111,92        |
| 71        | S i b o l g a                                  | 108,25        | 105,07       | 107,74        |
| 72        | Tanjung Balai                                  | 94,30         | 96,33        | 99,98         |
| 73        | Pematang Siantar                               | 91,04         | 86,51        | 94,97         |
| 74        | Tebing Tinggi                                  | 97,37         | 96,25        | 98,34         |
| 75        | M e d a n                                      | 102,11        | 96,87        | 99,62         |
| 76        | B i n j a i                                    | 100,63        | 89,67        | 92,56         |
| 77        | Padang Sidempuan                               | 102,24        | 97,03        | 100,07        |
| 78        | Gunung Sitoli                                  | 107,45        | 101,98       | 108,04        |
|           | <b>Sumatera Utara</b>                          | <b>102,79</b> | <b>99,84</b> | <b>101,63</b> |

Sumber : BPS Provinsi Sumatera Utara

Source : *BPS-Statistics of Sumatera Utara Province*

Tabel  
Table

**13.11** Tingkat Partisipasi Angkatan Kerja (TPAK) dan Tingkat Pengangguran Terbuka (TPT) Penduduk 15 Tahun Ke atas Menurut Kabupaten/Kota 2020- 2021  
*Labour Force Participation Rate and Open Employee Rate 15 Years of Aged and Over by Regency/Municipality (percent), 2020 - 2021*

| Kabupaten/Kota<br>Regency/Municipality | TPAK                                   |              | TPT                       |             |
|--|--|--------------|---------------------------|-------------|
|  | <i>Labour Force Participation Rate</i> |              | <i>Open Employee Rate</i> |             |
|  | 2020                                   | 2021         | 2020                      | 2021        |
| (1)                                    | (2)                                    | (3)          | (4)                       | (5)         |
| 01 Nias                                | 81,16                                  | 81,79        | 3,49                      | 3,12        |
| 02 Mandailing Natal                    | 65,94                                  | 69,79        | 6,50                      | 6,12        |
| 03 Tapanuli Selatan                    | 78,54                                  | 74,38        | 4,42                      | 4,00        |
| 04 Tapanuli Tengah                     | 70,91                                  | 75,05        | 7,54                      | 7,24        |
| 05 Tapanuli Utara                      | 82,18                                  | 82,63        | 2,94                      | 1,54        |
| 06 Toba Samosir                        | 81,21                                  | 80,38        | 2,50                      | 0,83        |
| 07 Labuhan Batu                        | 64,91                                  | 61,84        | 6,05                      | 5,66        |
| <b>08 Asahan</b>                       | <b>59,62</b>                           | <b>63,02</b> | <b>7,24</b>               | <b>6,39</b> |
| 09 Simalungun                          | 71,83                                  | 72,55        | 4,58                      | 4,17        |
| 10 Dairi                               | 70,22                                  | 85,73        | 1,75                      | 1,49        |
| 11 Karo                                | 83,93                                  | 84,56        | 1,83                      | 1,95        |
| 12 Deli Serdang                        | 67,23                                  | 66,78        | 9,50                      | 9,13        |
| 13 Langkat                             | 69,92                                  | 69,12        | 7,02                      | 5,12        |
| 14 Nias Selatan                        | 77,14                                  | 72,25        | 4,15                      | 3,91        |
| 15 Humbang Hasundutan                  | 87,13                                  | 84,17        | 0,84                      | 1,94        |
| 16 Pakpak Barat                        | 88,95                                  | 87,70        | 1,93                      | 1,36        |
| 17 Samosir                             | 52,17                                  | 84,38        | 1,20                      | 0,70        |
| 18 Serdang Bedagai                     | 69,82                                  | 66,75        | 5,54                      | 3,93        |
| 19 Batu Bara                           | 69,10                                  | 70,00        | 6,48                      | 6,62        |
| 20 Padang Lawas Utara                  | 66,04                                  | 76,82        | 3,11                      | 3,19        |
| 21 Padang Lawas                        | 76,93                                  | 75,23        | 4,11                      | 4,07        |
| 22 Labuhan Batu Selatan                | 60,94                                  | 66,38        | 4,90                      | 4,71        |
| 23 Labuhan Batu Utara                  | 68,08                                  | 65,73        | 6,82                      | 5,74        |
| 24 Nias Utara                          | 73,71                                  | 74,27        | 4,54                      | 3,00        |
| 25 Nias Barat                          | 51,83                                  | 82,08        | 1,71                      | 0,74        |
| 71 Sibolga                             | 70,38                                  | 71,19        | 8,00                      | 8,72        |
| 72 Tanjung Balai                       | 65,84                                  | 66,57        | 6,97                      | 6,59        |
| 73 Pematang Siantar                    | 70,45                                  | 68,80        | 11,50                     | 11,00       |
| 74 Tebing Tinggi                       | 69,27                                  | 67,19        | 9,98                      | 8,37        |
| 75 Medan                               | 63,62                                  | 62,16        | 10,74                     | 10,81       |
| 76 Binjai                              | 65,14                                  | 62,77        | 8,67                      | 7,86        |
| 77 Padang Sidempuan                    | 73,24                                  | 68,69        | 7,45                      | 7,18        |
| 78 Gunung Sitoli                       | 62,82                                  | 62,95        | 5,94                      | 4,80        |
| <b>Sumatera Utara</b>                  | <b>68,67</b>                           | <b>69,10</b> | <b>6,91</b>               | <b>6,33</b> |

Sumber : Sakernas 2020 - 2021, BPS Provinsi Sumatera Utara

Source : *National Labour Force Survey 2020 - 2021, BPS-Statistics of Sumatera Utara Province*

**Tabel** 13.12 **Jumlah Pengangguran dan Pekerja Menurut Kabupaten/Kota di Sumatera Utara (orang), 2021**  
**Table** 13.12 **Number of Unemployed and Workers by Districts/Municipality in North Sumatra (person), 2021**

|    | Kabupaten/Kota<br>Regency/Municipality | Jumlah Pekerja   | Jumlah Pengangguran |
|----|--|------------------|---------------------|
|    | (1)                                    | (2)              | (3)                 |
| 01 | Nias                                   | 73 915           | 2 378               |
| 02 | Mandailing Natal                       | 207 591          | 13 535              |
| 03 | Tapanuli Selatan                       | 140 439          | 5 856               |
| 04 | Tapanuli Tengah                        | 186 530          | 14 566              |
| 05 | Tapanuli Utara                         | 172 950          | 2 711               |
| 06 | Toba Samosir                           | 104 253          | 876                 |
| 07 | Labuhan Batu                           | 214 553          | 12 883              |
| 08 | <b>Asahan</b>                          | <b>318 285</b>   | <b>21 730</b>       |
| 09 | Simalungun                             | 449 676          | 19 543              |
| 10 | Dairi                                  | 165 755          | 2 506               |
| 11 | Karo                                   | 264 624          | 5 265               |
| 12 | Deli Serdang                           | 1 042 338        | 104 725             |
| 13 | Langkat                                | 511 155          | 27 601              |
| 14 | Nias Selatan                           | 150 851          | 6 145               |
| 15 | Humbang Hasundutan                     | 107 862          | 2 131               |
| 16 | Pakpak Barat                           | 29 775           | 410                 |
| 17 | Samosir                                | 73 937           | 521                 |
| 18 | Serdang Bedagai                        | 290 837          | 11 885              |
| 19 | Batu Bara                              | 200 112          | 14 177              |
| 20 | Padang Lawas Utara                     | 143 196          | 4 720               |
| 21 | Padang Lawas                           | 143 990          | 6 108               |
| 22 | Labuhan Batu Selatan                   | 156 680          | 7 736               |
| 23 | Labuhan Batu Utara                     | 162 113          | 9 863               |
| 24 | Nias Utara                             | 65 920           | 2 037               |
| 25 | Nias Barat                             | 44 057           | 330                 |
| 71 | Sibolga                                | 41 124           | 3 928               |
| 72 | Tanjung Balai                          | 79 653           | 5 623               |
| 73 | Pematang Siantar                       | 121 228          | 14 984              |
| 74 | Tebing Tinggi                          | 78 861           | 7 204               |
| 75 | Medan                                  | 999 095          | 121 065             |
| 76 | Binjai                                 | 125 639          | 10 718              |
| 77 | Padang Sidempuan                       | 107 008          | 8 280               |
| 78 | Gunung Sitoli                          | 61 848           | 3 116               |
|    | <b>Sumatera Utara</b>                  | <b>7 035 850</b> | <b>475 156</b>      |

Sumber : Sakernas 2021, BPS Provinsi Sumatera Utara

Source : National Labour Force Survey 2022, BPS-Statistics of Sumatera Utara Province

# Lampiran *Appendices*

"Statistik yang dibangun tanpa membebani responden secara berlebihan  
(Kode Etik Statistik)"

*"Statistics are built without an excessive burden on respondents  
(Code Ethics Statistics)"*



## LAMPIRAN / Appendix 1

**TIMBANGAN, TAKARAN DAN UKURAN SISTEM METRIK**  
*Weight, Measure and Metric System*

| Nilai<br><i>Equivalent</i>                | N a m a<br><i>N a m e</i>              | Singkatan<br>Internasional<br><i>Symbol</i>                 |                         |
|---|--|---|-------------------------|
| (1)                                       | (2)                                    | (3)   |                         |
| <b>A. Ukuran Panjang / Linear Measure</b> |  |   |                         |
| 1000                                      | meter / meter                          | Kilometer / Kilometer                                       | km                      |
| 100                                       | meter / meter                          | Hektometer / Hectometer                                     | hm                      |
| 10  | meter / meter                          | Dekameter / Decameter                                       | dam                     |
| 1   | meter / meter                          | Meter / Meter   | M                       |
| 0,1                                       | meter / meter                          | Desimeter / Decimeter                                       | dm                      |
| 0,01                                      | meter / meter                          | Centimeter / Centimeter                                     | cm                      |
| 0,001                                     | meter / meter                          | Milimeter / Millimeter                                      | mm                      |
| 0,0001                                    | meter / meter                          | Mikron / Micron   | U                       |
| <b>B. Ukuran Luas / Surface Measure</b>   |  |   |                         |
| 1000000                                   | Meter Persegi /<br><i>Square meter</i> | Kilometer Persegi /<br><i>Square kilometer</i>              | km <sup>2</sup>         |
| 10000                                     | Meter Persegi /<br><i>Square meter</i> | Hektometer Persegi /<br><i>Square hectometer or hectare</i> | hm <sup>2</sup> atau ha |
| 100                                       | Meter Persegi /<br><i>Square meter</i> | Dekameter Persegi /<br><i>Square decameter or are</i>       | dam <sup>2</sup> atau a |
| 1   | Meter Persegi /<br><i>Square meter</i> | Meter Persegi /<br><i>Square centimeter</i>                 | m <sup>2</sup>          |
| 0,01                                      | Meter Persegi /<br><i>Square meter</i> | Desimeter Persegi /<br><i>Square decimeter</i>              | dm <sup>2</sup>         |
| 0,0001                                    | Meter Persegi /<br><i>Square meter</i> | Centimeter Persegi /<br><i>Square centimeter</i>            | cm <sup>2</sup>         |
| 0,000001                                  | Meter Persegi /<br><i>Square meter</i> | Milimeter Persegi /<br><i>Square millimeter</i>             | mm <sup>2</sup>         |

| Nilai<br><i>Equivalent</i> | Nama<br><i>Name</i> | Singkatan<br>Internasional<br><i>Symbol</i> |
|----------------------------|---------------------|---|
| (1)                        | (2)                 | (3)   |

**C. Ukuran Volume / Volume Measure**

|          |  |   |                         |
|----------|--|---|-------------------------|
| 1        | Meter Kubik atau 1000 liter<br><i>Cubic meter or 1000 liter</i>        | Meter Kubik atau Kltr   | m <sup>3</sup> atau kl  |
| 0,1      | Meter Kubik atau 100 liter<br><i>Cubic meter or 100 liter</i>          | Hectoliter / <i>Hectoliter</i>  | hl                      |
| 0,01     | Meter Kubik atau 10 liter<br><i>Cubic meter or 10 liter</i>            | Dekaliter / <i>Decaliter</i>  | dl                      |
| 0,001    | Meter Kubik atau 1 Liter<br><i>Cubic meter or 1 liter</i>              | Desimeter Kubik(Liter)<br><i>Cubic decimeter or liter</i>                             | dm <sup>3</sup> atau 1  |
| 0,1      | Desimeter Kubik (0,1 Liter)<br><i>Cubic meter or 0,1 liter</i>         | Desiliter / <i>Deciliter</i>  | dl                      |
| 0,01     | Desimeter kubik (0,01 Liter)<br><i>Cubic meter or 0,01 liter</i>       | Centiliter / <i>Centiliter</i>  | cl                      |
| 0,001    | Desimeter Kubik (0,001 Ltr)<br>Cubic meter or 0,001 liter              | Milliliter atau Centimeter<br>Kubik / <i>Milliliter or</i><br><i>Centimeter cubic</i> | ml atau cm <sup>3</sup> |
| 0,000001 | Desimeter Kubik (0,000001 Ltr)<br><i>Cubic meter or 0,000001 liter</i> | Milliliter kubik /<br><i>Cubic milliliter</i>   | ml <sup>3</sup>         |

**D. Timbangan / Weight Measure**

|       |          |              |           |
|-------|----------|--------------|-----------|
| 1000  | Kilogram | Ton          | t ( m.t ) |
| 100   | Kilogram | Quintal      | q         |
| 1     | Kilogram | Kilogram     | kg        |
| 0,1   | Kilogram | Hektogram    | hg        |
| 0,01  | Kilogram | Decagram     | dag       |
| 0,001 | Kilogram | Gram         | g         |
| 0,1   | Gram     | Decigram     | dg        |
| 0,01  | Gram     | Centigram    | cg        |
| 0,001 | Gram     | Miligram     | mg        |
| 200   | Gram     | Metric carat | kt        |

## LAMPIRAN / Appendix 2

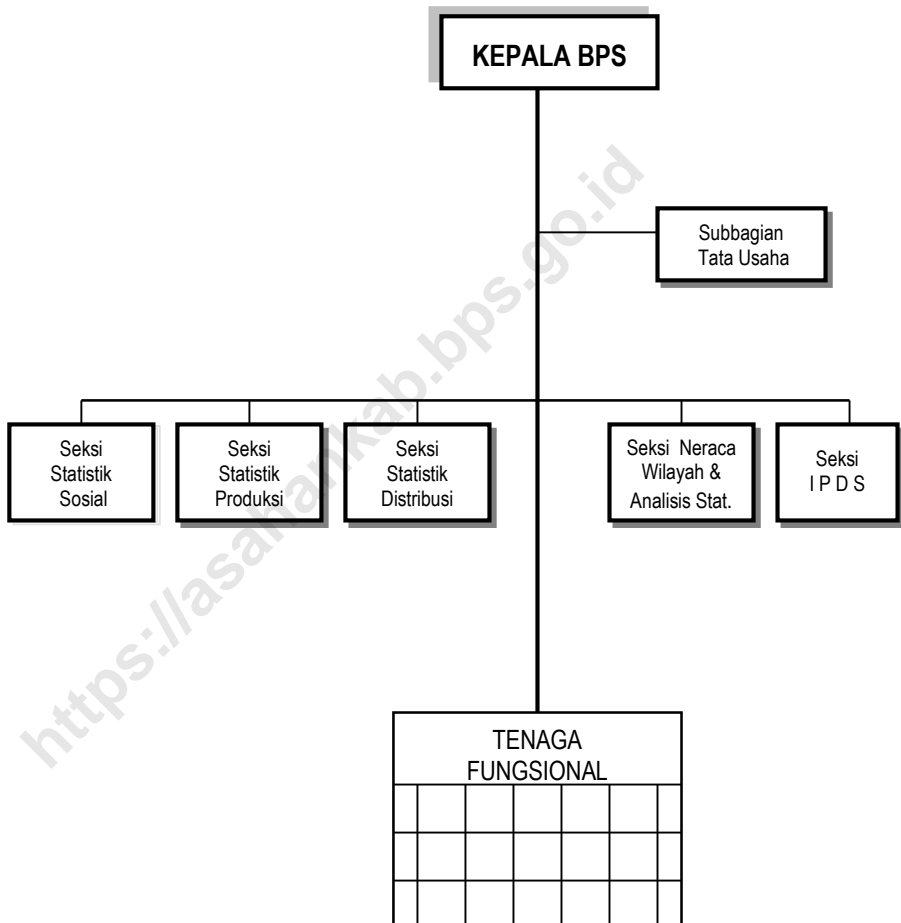
**TIMBANGAN, TAKARAN DAN UKURAN  
TERMASUK JENIS LAIN DARI SISTEM METRIK**  
*Non Metric Weight and Measures System*

| Negara Asal<br><i>Country</i>                       | Ukuran Sistem Metrik dinilai dalam ukuran jenis<br>lain / <i>Metric Units Converted in to Foreign Measures</i> |            |                |
|---|--|------------|----------------|
| (1)   | (2)  |            |                |
| <b>A. Ukuran Panjang</b><br><i>Linear Measure</i>   | 1 km   | = 0.62137  | mile           |
|   | 1 m  | = 0.00497  | furlong        |
| Inggris dan Amerika<br><i>Great Britain and USA</i> | 1 m  | = 1.0936   | yard           |
|   | 1 m  | = 3.2808   | feet           |
|   | 1 m  | = 39,37    | inches         |
|   | 1 km   | = 0.135    | geogr mile     |
|   | 1 km   | = 0.541    | sea mile       |
| Indonesia<br><i>Indonesia</i>                       | 1 km   | = 0.6636   | javapaal       |
|   | 1 m  | = 0.2624   | Rijnl.roede    |
|   | 1 m  | = 1.4539   | amst.el        |
|   | 1 sq   | = 0.3861   | sq mile        |
| <b>B. Ukuran Luas</b><br><i>Surface Measure</i>     | 1 Ha   | = 2.4711   | acres          |
|   | 1 sq m   | = 1.19536  | yard           |
| Inggris dan Amerika<br><i>Great Britain and USA</i> | 1 sq m   | = 76365    | sq feet        |
|   | 1 sq cm  | = 0.15498  | sq inch        |
| Indonesia<br><i>Indonesia</i>                       | 1 sq km  | = 140.9147 | bahu           |
|   | 1 sq km  | = 70.45735 | sq Rinjln.rode |
|   | 1 cu m   | = 0.353    | reg ton        |



| Negara Asal<br><i>Country</i>  | Ukuran Sistem Metrik dinilai dalam ukuran jenis<br>lain / Metric Units Converted in to Foreign Measures |                              |               |    |
|--|---|------------------------------|---------------|----|
| (1)  | (2)   |                              |               |    |
| <b>C. Ukuran Isi</b><br><i>Volume Measure</i><br>Inggris dan Amerika<br><i>Great Britain and USA</i> | 1 cu m  | = 1.30794                    | cu yard       |    |
|  | 1 cu m  | = 6.2897                     | barrel        |    |
|  | 1 cu m  | = 27.497                     | Imp.bushel    |    |
|  | 1 cu m  | = 28.377                     | US bushel     |    |
|  | 1 cu m  | = 35.31338                   | cup.feet      |    |
| Indonesia<br><i>Indonesia</i>  | 1 liter   | = 0.2199                     | Imp.gallon    |    |
|  | 1 liter   | = 0.2645                     | Us.gallon     |    |
|  | 1 liter   | = 0.1166                     | gantang       |    |
| <b>D. Timbangan</b><br><i>Weight</i>   | 1 long ton (= 20 cwt)   | = 22401                      | b)            |    |
|  |   | = 1016,04                    | kg            |    |
|  | 1 short ton (= 2000 lb)   | = 907,18                     | kg            |    |
|  | Inggris dan<br>Amerika<br><i>Great Britain<br/>and USA</i>  | 1 hundredweight (cwt)        | = 50,8        | kg |
|  |   | 1 cental (= 100 lb)          | = 45,36       | kg |
|  |   | 1 pound avoirdupois (= 1 lb) | = 453,6       | g  |
|  |   | 16 cunces av (=7000grains)   |               |    |
|  |   | 1 ounce avoirdupois 9OZ0     | = 28,35       | g  |
|  | 1 pound troy (=12 oz troy)  | = 373,24                     | g             |    |
|  | 1 kg  | = 20239                      | Amst pound    |    |
|  | 1 kg  | = 25.9061                    | thail (Opium) |    |
| 1 kg   | = 81.4877   | thaol (Gold)                 |               |    |
| 1 kg   | = 1878.0488   | carat (Diamond)              |               |    |

**STRUKTUR ORGANISASI BPS KABUPATEN ASAHAN**  
*Organisation Structure of BPS-Statistics of Asahan Regency*



**LAMPIRAN / Appendix 4**  
**DAFTAR ALAMAT BADAN PUSAT STATISTIK (BPS) KABUPATEN/KOTA**  
**SE-PROVINSI SUMATERA UTARA**

*List Address of BPS-Statistics Regency/City of Sumatera Utara Province*

| No. | Nama Kantor / Office        | Alamat / Address                                      | Telepon / Telephone |
|-----|-----------------------------|---|---------------------|
| (1) | (2)                         | (3)   | (4)                 |
| 1.  | BPS Provinsi Sumatera Utara | Jl. Asrama No. 179, Medan 20123                       | 061 - 8452343       |
| 2.  | BPS Kabupaten Nias          | Jl. Ampera No. 3, Gunung Sitoli                       | 0630 - 21616        |
| 3.  | BPS Kabupaten Madina        | Jl. Komp. Perkantoran Paya Loting Panyabungan         | 0636 - 326176       |
| 4.  | BPS Kabupaten Tapsel        | Jl. S. M. Raja Km 6,5 Batunadua Padang Sidempuan      | 0634 - 21071        |
| 5.  | BPS Kabupaten Tapteng       | Jl. N. Daulay, Pandan Sibolga 22661                   | 0631 - 23082        |
| 6.  | BPS Kabupaten Taput         | Jl. Sutan Sumurung L. Tobing No. 7 Tarutung 22417     | 0633 - 21153        |
| 7.  | BPS Kabupaten Toba Samosir  | Jl. Somba Debata No.5, Onan Raja Balige 22531         | 0632 - 21480        |
| 8.  | BPS Kabupaten Labuhan Batu  | Jl. Flamboyan No. 3 (Komp. Ktr. Bupati) Rantau Prapat | 0624 - 352107       |
| 9.  | BPS Kabupaten Labura        | Jl. Mayor M. Siddik No. 37A Aek Kanopan 21457         | 0624 - 693269       |
| 8.  | BPS Kabupaten Labuhan Batu  | Jl. Flamboyan No. 3 (Komp. Ktr. Bupati) Rantau Prapat | 0624 - 352107       |
| 9.  | BPS Kabupaten Asahan        | Jl. Tusam No. 2 Kisaran 21216                         | 0623 - 41731        |
| 10. | BPS Kabupaten Simalungun    | Jl. Sangnawaluh Km 4 P. Siantar 21151                 | 0622 - 50252        |
| 11. | BPS Kabupaten Dairi         | Jl. Pelita No. 15 Sidikalang                          | 0627 - 21304        |
| 12. | BPS Kabupaten Karo          | Jl. Letjen Djamin Ginting No. 131 Berastagi           | 0628 - 92675        |
| 13. | BPS Kabupaten Deli Serdang  | Jl. Karya Utama Komp. Pemda D. Serdang L. Pakam       | 061 - 7951326       |
| 14. | BPS Kabupaten Langkat       | Jl. T. Putra Azis No. 1 Komp. Pemda Langkat Stabat    | 061 - 8910990       |
| 15. | BPS Kab. Nias Selatan       | Jl. SaonigeHo No. 95 Km 2 Teluk Dalam Nias Selatan    | 0630 - 7001603      |
| 16. | BPS Kab. Humbang Hasundutan | Jl. Raya Sirisi-risi No. 34 Km 1,6 Dolok Sanggul      | 0633 - 31554        |
| 17. | BPS Kab. Pakpak Bharat      | Jl. Kecupak No. 38 Salak                              | 0627 - 433065       |
| 18. | BPS Kab. Samosir            | Jl. Raya Rianiate No.13 Pangururan, Samosir 22392     | 0626 - 20597        |
| 19. | BPS Kab. Serdang Bedagai    | Jl. Negara Medan Komp. Intansi Vertikal Sei Rampah    | 0621 - 441805       |
| 20. | BPS Kab. Batu Bara          | Jl. Lintas Sumatera, Lima Puluh Batu Bara             | -                   |
| 21. | BPS Kab. Padang Lawas Utara | Jl. Lintas Gunung Tua, Binanga KM.2 G.Tua 22753       | 0635-510878         |
| 22. | BPS Kab. Padang Lawas       | Jl. K.H. Dewantara No.56 A LK.IV Pasar Sibuhuan       | 0636-421175         |
| 23. | BPS Kota Sibolga            | Jl. T. Dorong Ht. Galung No. 2 Sibolga 22521          | 0631 - 22082        |
| 24. | BPS Kota Tanjung Balai      | Jl. Jend. Sudirman KM. 1 Tg. Balai 21311              | 0623 - 92004        |
| 25. | BPS Kota Pematang Siantar   | Jl. Porsea No. 5A P. Siantar 21125                    | 0622 - 24495        |
| 26. | BPS Kota Tebing Tinggi      | Jl. Gunung Lauser Komp. Pemda T. Tinggi 20614         | 0621 - 21733        |
| 27. | BPS Kota Medan              | Jl. Budi Kemasyarakatan No. 10 A Medan 20116          | 061 - 6619936       |
| 28. | BPS Kota Binjai             | Jl. Wolter Monginsidi No.22 Binjai 20719              | 061 - 8821146       |
| 29. | BPS Kota Padang Sidempuan   | Jl. HT. Rizal Nurdin Km7 Pal.IV Pijkoling             | 0634 - 28775        |
| 30. | BPS Kota Gunung Sitoli      | Jl. Sutomo No.1278 Gunung Sitoli 22815                | 0639 - 22290        |

**ST 2023**

**SENSUS PERTANIAN**

**BerAKHLAK**

Berorientasi Pelayanan • Akuntabel • Kompeten  
Harmonis • Loyal • Adaptif • Kolaboratif

# DATA

MENCERDASKAN BANGSA

*Enlighten The Nation*



**BADAN PUSAT STATISTIK**

**KABUPATEN ASAHAN**

*BPS-Statistics of Asahan Regency*

Jl. Tusam No. 2 Kisaran 21216

Telp. (0623) 41731. Fax. (0623) 347432

Homepage: <http://asahankab.bps.go.id>

Email: [bps1208@bps.go.id](mailto:bps1208@bps.go.id)

ISSN 0215-3564



9 770215 356001 >