

KABUPATEN PURBALINGGA DALAM ANGKA

Purbalingga Regency in Figures

2022



**BADAN PUSAT STATISTIK
KABUPATEN PURBALINGGA**
STATISTICS OF PURBALINGGA REGENCY



**KABUPATEN PURBALINGGA
DALAM ANGKA**

Purbalingga Regency in Figures

2022

KABUPATEN PURBALINGGA DALAM ANGKA

Purbalingga Regency in Figures

2022

ISSN : 0215-6075
No. Publikasi/Publication Number : 33030.2201
Katalog/Catalog : 1102001.3303

Ukuran Buku/Book Size : 14,8 cm x 21 cm
Jumlah Halaman/Number of Pages : lx + 574 halaman/pages

Naskah/Manuscript :

Badan Pusat Statistik Kabupaten Purbalingga

BPS-Statistics of Purbalingga Regency

Penyunting/Editor :

Badan Pusat Statistik Kabupaten Purbalingga

BPS-Statistics of Purbalingga Regency

Gambar Kover Oleh/Cover Designed by :

Seksi Integrasi Pengolahan dan Diseminasi Statistik

Badan Pusat Statistik Kabupaten Purbalingga

Statistics Processing and Dissemination Integration Section

BPS-Statistics of Purbalingga Regency

Ilustrasi Kover/Cover Illustration :

Obyek Wisata Alam Goa Lawa Purbalingga/Goa Lawa Purbalingga Natural Tourism Objects

Foto dan Objek oleh/Photography and Object by :

Badan Pusat Statistik Kabupaten Purbalingga

BPS-Statistics of Purbalingga Regency

www.pixabay.com

www.freepik.com

Diterbitkan oleh/Published by :

© Badan Pusat Statistik Kabupaten Purbalingga

BPS-Statistics of Purbalingga Regency

Dicetak oleh/Printed by :

Apolo Printing (Cetakan I/1st Printed: Maret/March 2022)

Dilarang mengumumkan, mendistribusikan, mengomunikasikan dan/atau menggandakan sebagian atau seluruh isi buku ini untuk tujuan komersial tanpa izin tertulis dari Badan Pusat Statistik Kabupaten Purbalingga.

Prohibited to announce, distribute, communicate and/or copy part or all of this book for commercial purpose without permission from BPS-Statistics of Purbalingga Regency.

TIM PENYUSUN/TEAM MEMBERS

Pengarah/Director

Djulfikar Rizky, M.Si

Penanggung Jawab/Persons in Charge

Djulfikar Rizky, M.Si

Penyunting/Editors

Rakhmat Basuki, SST, M.Si

Luxia Fajarati, S.Stat

Pengolah Data/Data Processing

Luxia Fajarati, S.Stat

Penulis Naskah dan Penata Letak/Authors and Layout Designers

Luxia Fajarati, S.Stat

Setyo Dwi Saputra, S.Tr.Stat

Yumna Nur Said Partuspratama, S.Tr.Stat

Lucky Hafid Kusuma, S.Tr. Stat

Izza Mulya Fadila, S.Tr.Stat

Ghina Noviana Rahmawati, S.Tr.Stat

Perancang Infografis/Infographic Designers

Luxia Fajarati, S.Stat

Setyo Dwi Saputra, S.Tr.Stat

Yumna Nur Said Partuspratama, S.Tr.Stat

Perancang Cover/Cover Designers

Luxia Fajarati, S.Stat

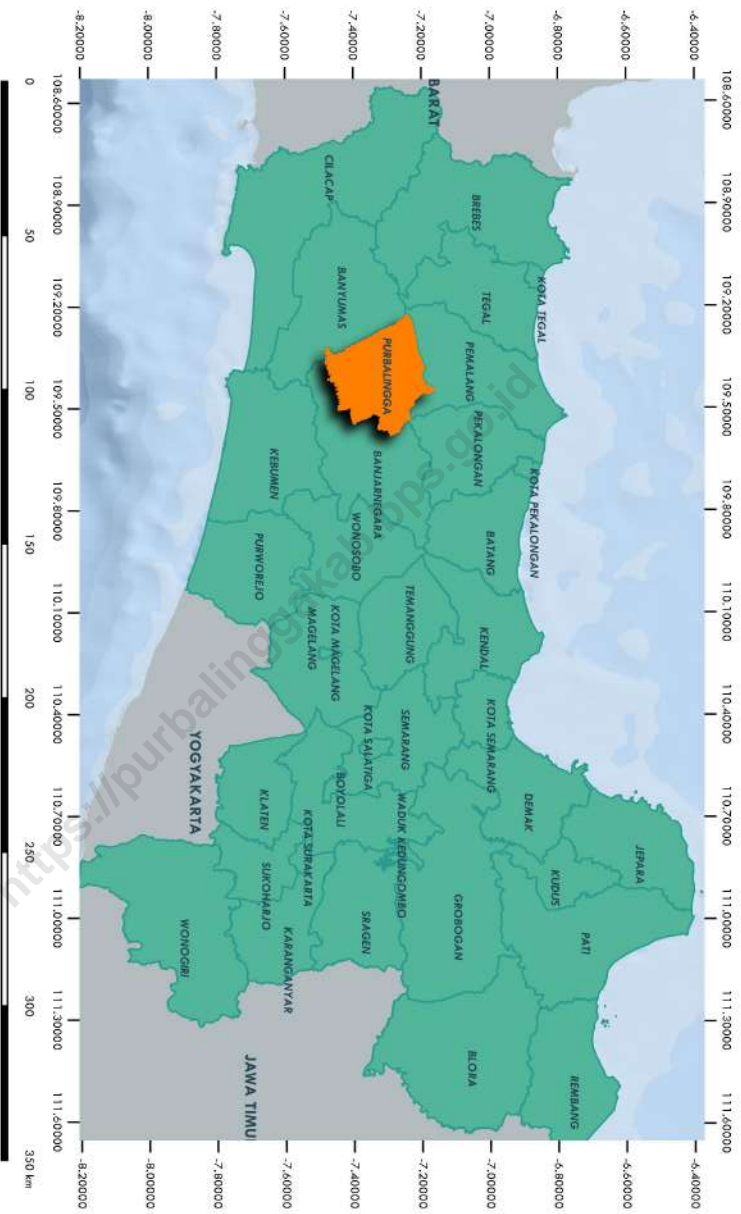
KONTRIBUTOR DATA/DATA CONTRIBUTOR

1. Kementerian Pendidikan dan Kebudayaan/*Ministry of Educations and Culture*
2. Badan Pusat Statistik/*BPS-Statistics Indonesia*
3. Kementerian Agama/*Ministry of Religious Affairs*
4. Kodim 0702 Purbalingga/*Purbalingga Military District Command*
5. Polres Purbalingga/*Purbalingga Police Resort*
6. Kejaksaan Negeri Purbalingga/*Purbalingga State Attorney*
7. Pengadilan Negeri Purbalingga/*Purbalingga District Court*
8. Pangkalan TNI AU Jenderal Besar Soedirman/*Jenderal Besar Soedirman Air Force of Indonesian National Army*
9. Pengadilan Agama Purbalingga/*Purbalingga Religious Court*
10. RUPBASAN Purbalingga/*Home of Foreclosure State of Purbalingga*
11. Rumah Tahanan Negara Purbalingga/*Purbalingga Detention Center*
12. Badan Narkotika Nasional Purbalingga/*Purbalingga National Narcotics Agency*
13. Komisi Pemilihan Umum Kabupaten Purbalingga/*General Election Commission of Purbalingga Regency*
14. Kantor Pertanahan Kabupaten Purbalingga/*Land Office of Purbalingga Regency*
15. Kantor Pelayanan Pajak Pratama Purbalingga/*Purbalingga Regency Pratama Tax Office*
16. Kementerian Agama Purbalingga/*Purbalingga Ministry of Religious Affairs*
17. BPS Kabupaten Purbalingga/*BPS-Statistics of Purbalingga Regency*
18. Bagian Pemerintahan SETDA Kabupaten Purbalingga/*Government Division of the Regional Secretariat of Purbalingga Regency*
19. Bagian Perekonomian SETDA Kabupaten Purbalingga/*Economic Division of the Regional Secretariat of Purbalingga Regency*
20. Dinas Komunikasi dan Informatika Kabupaten Purbalingga/*Purbalingga Regency Department of Communications and Informatics*
21. Dinas Lingkungan Hidup Kabupaten Purbalingga/*Environmental Office of Purbalingga Regency*

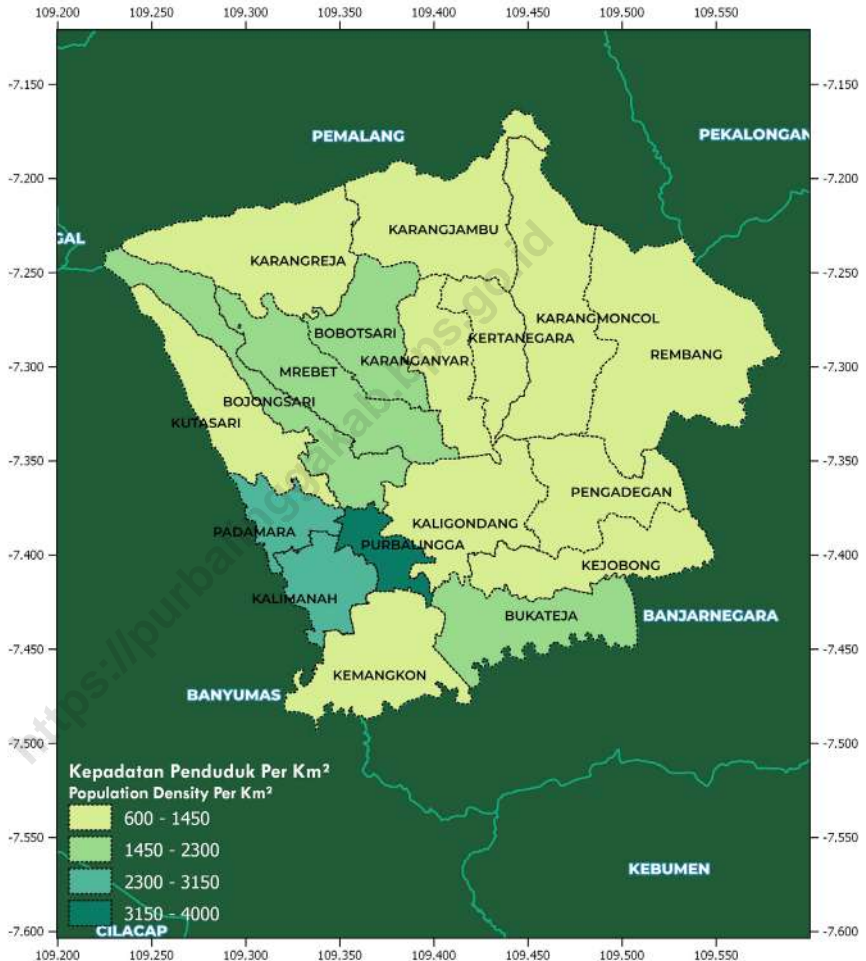
22. Dinas Pendidikan dan Kebudayaan Kabupaten Purbalingga/
Purbalingga Regency Service Office of Educations and Culture
23. Dinas Kesehatan Kabupaten Purbalingga/*Public Health Office of Purbalingga Regency*
24. Dinas Pekerjaan Umum dan Penataan Ruang Kabupaten Purbalingga/*Purbalingga Regency Office of Public Work and Spatial Planning*
25. Dinas Sosial, Pengendalian Penduduk dan Keluarga Berencana, Pemberdayaan Perempuan dan Perlindungan Anak Kabupaten Purbalingga/*Social, Population Control and Family Planning, Women's Empowerment and Child Protection Services Office*
26. Dinas Tenaga Kerja Kabupaten Purbalingga/*Purbalingga Regency of Manpower Office*
27. Dinas Ketahanan Pangan dan Perikanan Kabupaten Purbalingga/
Purbalingga Regency Department of Food and Fishery Resilience
28. Dinas Kependudukan dan Pencatatan Sipil Kabupaten Purbalingga/
Population and Civil Registration Agency Purbalingga
29. Dinas Pemberdayaan Masyarakat dan Desa Kabupaten Purbalingga/
Purbalingga Regency Community and Village Empowerment Office
30. Dinas Perhubungan Kabupaten Purbalingga/*Office of Transportation Purbalingga Regency*
31. Dinas Koperasi dan UMK Kabupaten Purbalingga/*Office of Cooperatives and Micro-Small Industries Purbalingga Regency*
32. Dinas Penanaman Modal dan Pelayanan Terpadu Satu Pintu Kabupaten Purbalingga/*Purbalingga Regency of Investment and One Stop Integrated Service Office*
33. Dinas Pemuda, Olahraga dan Pariwisata Kabupaten Purbalingga/
Purbalingga Regency Office of Youth, Sports & Tourism
34. Dinas Pertanian Kabupaten Purbalingga/*Dinas Pertanian Kabupaten Purbalingga*
35. Dinas Perindustrian dan Perdagangan Kabupaten Purbalingga/
Purbalingga Regency of Industry and Trade Office
36. Badan Keuangan Daerah Kabupaten Purbalingga/*Purbalingga Regency Regional Finance Agency*
37. PT. PLN (Persero) Ranting Purbalingga/*PT. PLN (Persero) Ranting Purbalingga*
38. PT. Pos Indonesia (Persero) Cabang Purbalingga/*PT. Pos Indonesia Purbalingga Branch*

39. PT. Pegadaian (Persero) Cabang Purbalingga Unit Bobotsari/*PT. Pegadaian (Persero) Purbalingga Branch, Bobotsari Unit*
40. PT. Pegadaian (Persero) Cabang Purbalingga Unit Bukateja/*PT. Pegadaian (Persero) Purbalingga Branch, Bukateja Unit*
41. PT. Pegadaian (Persero) Cabang Purbalingga/*PT. Pegadaian (Persero) Purbalingga Branch*
42. PT. Pegadaian (Persero) Unit Pelayanan Syariah Jenderal Soedirman, Purbalingga/*PT. Pegadaian (Persero) Purbalingga Branch, Jenderal Soedirman Syaria Unit*
43. PT. Pegadaian (Persero) Unit Pelayanan Pasar Segamas, Purbalingga/*PT. Pegadaian (Persero) Purbalingga Branch, Pasar Segamas Unit*
44. Kantor Perum Perhutani KPH Banyumas Timur/*East Banyumas Forest Management Center*
45. PDAM Kabupaten Purbalingga/*PDAM Purbalingga Regency*
46. Kementerian Riset, Teknologi dan Pendidikan Tinggi Universitas Jenderal Soedirman/*Ministry of Research, Technology and Higher Education General Sudirman University*
47. Universitas Perwira Purbalingga/*Perwira Purbalingga University*
48. Institut Teknologi dan Bisnis Muhammadiyah Purbalingga/*Purbalingga Muhammadiyah Institute of Technology and Business*

Lokasi Kabupaten Purbalingga di Provinsi Jawa Tengah
Location of Purbalingga Regency in Central Java Province



Kepadatan Penduduk Kabupaten Purbalingga, 2021
Population Density of Purbalingga Regency, 2021



Catatan/ Note : Proyeksi Penduduk Interim 2020-2023/ Interim Population Projection 2020-2023

Sumber/ Source : BPS/ BPS-Statistics of Indonesia

KEPALA BPS KABUPATEN PURBALINGGA
CHIEF STATISTICIAN OF PURBALINGGA REGENCY



DJULFIKAR RIZKY, M.Si



KATA PENGANTAR

Kabupaten Purbalingga Dalam Angka 2022 merupakan publikasi tahunan yang diterbitkan oleh BPS Kabupaten Purbalingga. Disadari bahwa publikasi ini belum sepenuhnya memenuhi harapan pihak pemakai data khususnya para perencana, namun diharapkan dapat membantu melengkapi penyusunan rencana pembangunan di Kabupaten Purbalingga.

Publikasi ini dapat terwujud berkat kerja sama dan bantuan dari berbagai pihak baik instansi pemerintah maupun swasta. Kepada semua pihak yang telah memberikan bantuan disampaikan penghargaan dan terima kasih yang sebesar-besarnya.

Walaupun publikasi ini telah disiapkan sebaik-baiknya, namun disadari masih ada kekurangan dan kesalahan yang terjadi. Untuk perbaikan publikasi ini, tanggapan dan saran yang bersifat konstruktif dari para pemakai sangat diharapkan.

Purbalingga, Februari 2022
Kepala Badan Pusat Statistik
Kabupaten Purbalingga

Djulfikar Rizky, M.Si



PREFACE

Purbalingga Regency in Figures 2022 is an annual publication written by BPS-Statistics of Purbalingga Regency. Honestly, this publication has not perfect yet and has not filled the user's hope, especially for the planners yet, but hopefully it can help to equip compilation of development planning in this new regency.

This comprehensive publication has been made possible with the assistance and contribution from several governmental institutions and private organizations. To all parties who have been involved in the preparation of this publication, I would like to express my sincerest appreciation and gratitude.

Comments and constructive suggestions for the improvement of this publication are always welcome.

*Purbalingga, Februari 2022
Chief Statistician of
Purbalingga Regency*

Djulfikar Rizky, M/Si

DAFTAR ISI / CONTENTS

| | Halaman <i>Page</i> |
|--|------------------------|
| Kata Pengantar/ <i>Preface</i> | xv |
| Daftar Isi/ <i>Contents</i> | xvii |
| Daftar Tabel/ <i>List of Tables</i> | xix |
| Daftar Gambar/ <i>List of Figures</i> | liii |
| Daftar Singkatan/ <i>List of Abbreviations</i> | lix |
| Statistik Kunci/ <i>Key Statistics</i> | lx |
| 1. Geografi dan Iklim/ <i>Geography and Climate</i> | 1 |
| 2. Pemerintahan/ <i>Government</i> | 27 |
| 3. Penduduk dan Ketenagakerjaan/ <i>Population and Employment</i> | 73 |
| 4. Sosial dan Kesejahteraan Rakyat/ <i>Social and Welfare</i> | 107 |
| 5. Pertanian/ <i>Agriculture</i> | 253 |
| 6. Pertambangan, Energi, dan Industri/ <i>Mining, Energy, and Industry</i> | 371 |
| 7. Pariwisata/ <i>Tourism</i> | 385 |
| 8. Transportasi dan Komunikasi/ <i>Transportation and Communication</i> | 395 |
| 9. Perbankan, Koperasi, dan Investasi/ <i>Banking, Cooperative, and Investment</i> | 415 |
| 10. Pengeluaran Penduduk/ <i>Population Expenditure</i> | 515 |
| 11. Perdagangan/ <i>Trade</i> | 525 |
| 12. Sistem Neraca Regional/ <i>System of Regional Accounts</i> | 537 |
| 13. Perbandingan Antar Kabupaten/Kota/ <i>Regency/Municipal Comparison</i> | 561 |

DAFTAR TABEL/LIST OF TABLES

Halaman
Page

1. GEOGRAFI DAN IKLIM/GEOGRAPHY AND CLIMATE

1.1 KEADAAN GEOGRAFI

GEOGRAPHY CONDITION

| | | |
|-------|---|----|
| 1.1.1 | Luas Daerah dan Jumlah Pulau Menurut Kecamatan di Kabupaten Purbalingga, 2021 <i>Total Area and Number of Islands by Subdistrict in Purbalingga Regency, 2021</i> | 10 |
| 1.1.2 | Tinggi Wilayah dan Jarak ke Ibukota Menurut Kecamatan di Kabupaten Purbalingga, 2021 <i>Altitude and Distance to the Capital by Subdistrict in Purbalingga Regency, 2021</i> | 12 |
| 1.1.3 | Luas Wilayah Menurut Kecamatan dan Penggunaan Lahan di Kabupaten Purbalingga (hektar), 2021 <i>Total Area by Subdistrict and Land Utilization in Purbalingga Regency (hectare), 2021</i> | 13 |
| 1.1.4 | Luas Wilayah Menurut Status Tanah di Kabupaten Purbalingga, 2020 dan 2021 <i>Total Area by Land Status in Purbalingga Regency, 2020 and 2021</i> | 15 |
| 1.1.5 | Luas Penggunaan Lahan Menurut Kecamatan di Kabupaten Purbalingga (hektar), 2021 <i>Area by Subdistrict and Land Utilization in Purbalingga Regency (hectare), 2021</i> | 16 |
| 1.1.6 | Luas Penggunaan Lahan Sawah Menurut Kecamatan di Kabupaten Purbalingga (hektar), 2021 <i>Wet Land Area by Subdistrict in Purbalingga Regency (hectare), 2021</i> . | 17 |
| 1.1.7 | Luas Penggunaan Lahan Pertanian Bukan Sawah Menurut Kecamatan di Kabupaten Purbalingga (hektar), 2021 <i>Non Wet Land Area in Purbalingga Regency (hectare), 2021</i> | 19 |

1.2 KEADAAN IKLIM

CLIMATE CONDITION

| | | |
|-------|--|----|
| 1.2.1 | Jumlah Hari Hujan Menurut Stasiun di Kabupaten Purbalingga (hari), 2017-2021 <i>Number of Raindays by Station in Purbalingga Regency (days), 2017-2021</i> | 21 |
| 1.2.2 | Jumlah Hari Hujan Menurut Stasiun dan Bulan di Kabupaten Purbalingga (hari), 2021 <i>Numbers of Raindays by Station and Month in Purbalingga Regency (days), 2021</i> | 22 |
| 1.2.3 | Jumlah Curah Hujan Menurut Stasiun di Kabupaten Purbalingga (mm), 2017-2021 <i>Number of Rainfalls by Station in Purbalingga Regency (mm), 2017-2021</i> | 24 |
| 1.2.4 | Jumlah Curah Hujan Menurut Stasiun dan Bulan di Kabupaten Purbalingga (mm), 2021 <i>Numbers of Rainfalls by Station and Month in Purbalingga Regency (mm), 2021</i> | 25 |

2. PEMERINTAHAN/GOVERNMENT

2.1 WILAYAH ADMINISTRATIF

ADMINISTRATIVE AREA

| | | |
|-------|---|----|
| 2.1.1 | Jumlah Desa ¹ /Kelurahan Menurut Kecamatan di Kabupaten Purbalingga, 2018-2021 <i>Number of Villages¹/Kelurahan by Subdistrict in Purbalingga Regency, 2018-2021</i> | 33 |
| 2.1.2 | Jumlah Kelurahan Menurut Kecamatan di Kabupaten Purbalingga, 2018-2021 <i>Number of Villages by Subdistrict in Purbalingga Regency, 2018-2021</i> | 34 |
| 2.1.3 | Jumlah Desa Menurut Kecamatan di Kabupaten Purbalingga, 2018-2021 <i>Number of Villages by Subdistrict in Purbalingga Regency, 2018-2021</i> | 35 |
| 2.1.4 | Jumlah Sarana dan Prasarana Desa/Kelurahan Menurut Kecamatan di Kabupaten Purbalingga, 2021 <i>Number of Village Facilities and Infrastructure by Subdistrict in Purbalingga Regency, 2021</i> | 36 |

| | | |
|------------|--|----|
| 2.1.5 | Jumlah Rukun Tetangga dan Rukun Warga Menurut Kecamatan di Kabupaten Purbalingga, 2021 <i>Number of Neighborhood and Citizens Association by Subdistrict in Purbalingga Regency, 2021</i> | 37 |
| 2.2 | DEWAN PERWAKILAN RAKYAT DAERAH REGIONAL HOUSE OF REPRESENTATIVE | |
| 2.2.1 | Jumlah Anggota Dewan Perwakilan Rakyat Daerah Menurut Partai Politik dan Jenis Kelamin di Kabupaten Purbalingga, 2021 <i>Number of Regional House of Representatives's Members by Political Parties and Sex in Purbalingga Regency, 2021</i> | 38 |
| 2.2.2 | Jumlah Anggota Dewan Perwakilan Rakyat Daerah Menurut Partai Politik dan Pendidikan Terakhir yang Ditamatkan di Kabupaten Purbalingga, 2021 <i>Number of Regional House of Representatives's Members by Political Parties and Educational Attainment in Purbalingga Regency, 2021</i> | 39 |
| 2.2.3 | Komposisi Keanggotaan DPRD Hasil Pemilu 2019 Menurut Asal Fraksi dan Komisi di Kabupaten Purbalingga <i>Membership Composition in The Regional House of Representatives from Election Results by Fraction and Commission in Purbalingga Regency, 2019</i> | 41 |
| 2.2.4 | Susunan Badan Musyawarah dan Badan Anggaran DPRD Menurut Jabatan dan Asal Fraksi, 2021 <i>Composition of the Consultative Council and The Budget Committee of Purbalingga Regional of The House Representatives by Position and Originally Faction, 2021</i> | 43 |
| 2.2.5 | Produk Dewan Perwakilan Rakyat Daerah Kabupaten Purbalingga, 2017-2021 <i>Products of Regional House of Representatives's Members in Purbalingga Regency, 2017-2021</i> | 45 |
| 2.3 | SUMBER DAYA MANUSIA HUMAN RESOURCES | |
| 2.3.1 | Jumlah Pegawai Negeri Sipil Menurut Jabatan dan Jenis Kelamin di Kabupaten Purbalingga, 2020 dan 2021 <i>Number of Civil Servants by Occupation and Sex in Purbalingga Regency, 2020 and 2021</i> | 46 |

| | | |
|------------|--|----|
| 2.3.2 | Jumlah Pegawai Negeri Sipil Menurut Tingkat Pendidikan dan Jenis Kelamin di Kabupaten Purbalingga, 2020 dan 2021 <i>Number of Civil Servants by Educational Level and Sex in Purbalingga Regency, 2020 and 2021</i> | 48 |
| 2.3.3 | Jumlah Pegawai Negeri Sipil Menurut Tingkat Kepangkatan dan Jenis Kelamin di Kabupaten Purbalingga, 2020 dan 2021 <i>Number of Civil Servants by Hierarchy and Sex in Purbalingga Regency, 2020 and 2021</i> | 50 |
| 2.3.4 | Jumlah Pegawai Negeri Menurut Kecamatan dan Jenis Kelamin di Kabupaten Purbalingga, 2021 <i>Number of Civil Servants by Subdistrict and Sex in Purbalingga Regency, 2021</i> | 52 |
| 2.3.5 | Jumlah PNS dan CPNS di Luar Lingkungan Pemerintah Kabupaten Purbalingga Menurut Unit Kerja dan Tingkat Kepangkatan, 2021 <i>Number of Civil Servants at External Government Environment by Institution and Hierarchy, 2021</i> | 53 |
| 2.3.6 | Jumlah PNS dan CPNS di Luar Lingkungan Pemerintah Kabupaten Purbalingga Menurut Unit Kerja dan Tingkat Pendidikan, 2021 <i>Number of Civil Servants at External Government Environment by Institution and Educational Level, 2021</i> | 54 |
| 2.3.7 | Jumlah PNS dan CPNS di Luar Lingkungan Pemerintah Kabupaten Purbalingga Menurut Jenis Kelamin, 2021 <i>Number of Civil Servants at External Government Environment by Institution and Sex, 2021</i> | 57 |
| 2.4 | KEUANGAN PEMERINTAH GOVERNMENT FINANCE | |
| 2.4.1 | Realisasi dan Perkembangan Realisasi Anggaran Pendapatan Pemerintah Daerah Kabupaten Purbalingga Tahun Anggaran 2021 (ribu rupiah) <i>Actual and Progress Revenues of Government of Purbalingga Regency (thousand rupiahs), 2021</i> | 58 |
| 2.4.2 | Realisasi dan Perkembangan Anggaran Belanja Pemerintah Daerah Kabupaten Purbalingga Tahun Anggaran 2021 (ribu rupiah) <i>Actual and Progress Expenditures of Government of Purbalingga Regency (thousand rupiahs), 2021</i> | 59 |

| | | |
|------------|--|----|
| 2.4.3 | Realisasi dan Perkembangan Anggaran Pembiayaan Pemerintah Daerah Kabupaten Purbalingga Tahun Anggaran 2021 (ribu rupiah) <i>Actual and Progress Financing of Government of Purbalingga Regency (thousand rupiahs), 2021</i> | 60 |
| 2.4.4 | Target dan Realisasi Hasil Pungutan PBB Sektor Pedesaan dan Perkotaan Menurut Kecamatan (ribu rupiah), 2020 dan 2021 <i>Target and Actual Property Tax Result Urban and Rural Sector by Subdistrict (thousand rupiahs), 2020 and 2021</i> | 61 |
| 2.4.5 | Target dan Realisasi Hasil Pungutan PBB Sektor Pedesaan dan Perkotaan Menurut Kecamatan (ribu rupiah), 2020 dan 2021 <i>Target and Actual Property Tax Result Urban and Rural Sector by Subdistrict (thousand rupiahs), 2020 and 2021</i> | 62 |
| 2.4.6 | Target dan Realisasi Pungutan PBB Menurut Sektor (ribu rupiah) di Kabupaten Purbalingga, 2020 dan 2021 <i>Target and Actual Property Tax Result by Sector (Thousand rupiahs) in Purbalingga Regency, 2020 and 2021</i> | 64 |
| 2.4.7 | Aset Perusahaan Daerah dan BUMD Menurut Nama Badan Usaha di Kabupaten Purbalingga (ribu rupiah), 2018-2021 <i>Regional Company Assets and Regional Owned Enterprises by Name of Business Entity in Purbalingga Regency (thousand rupiahs), 2018-2021</i> | 66 |
| 2.5 | PEMILIHAN UMUM | |
| | GENERAL ELECTION | |
| 2.5.1 | Jumlah Tempat Pemungutan Suara (TPS) dan Pemilih dalam Pelaksanaan Pemilihan Bupati dan Wakil Bupati Menurut Kecamatan di Kabupaten Purbalingga, 2020 <i>Number of Voting Place and Voters in Election Regent and Vice Regent by Subdistrict in Purbalingga Regency, 2020</i> | 67 |
| 2.5.2 | Jumlah Perolehan Suara Sah dalam Pemilihan Bupati dan Wakil Bupati Berdasarkan Nama Pasangan Calon Bupati dan Wakil Bupati di Kabupaten Purbalingga, 2020 <i>Number of Valid Votes in Election Regent and Vice Regent by Candidate of Regent and Vice Regent in Purbalingga Regency, 2020....</i> | 68 |

| | | |
|------------|--|----|
| 2.5.3 | Jumlah Perolehan Suara Sah dalam Pemilu Legislatif Menurut Kecamatan di Kabupaten Purbalingga, 2019 <i>Number of Valid Votes in the Legislative Election by Subdistrict in Purbalingga Regency, 2019</i> | 69 |
| 2.5.4 | Jumlah Tempat Pemungutan Suara (TPS) dan Pemilih dalam Pemilihan Legislatif Menurut Kecamatan di Kabupaten Purbalingga, 2019 <i>Number of Voting Place and Voters in the Legislative Election by Subdistrict in Purbalingga Regency, 2019</i> | 70 |
| 2.5.5 | Jumlah Tempat Pemungutan Suara (TPS) dan Pemilih pada Pemilihan Presiden dan Wakil Presiden Menurut Kecamatan di Kabupaten Purbalingga, 2019 <i>Number of Voting Place and Voters in the Election of President and Vice President by Subdistrict in Purbalingga Regency, 2019</i> | 71 |
| 3. | PENDUDUK DAN KETENAGAKERJAAN/ POPULATION AND EMPLOYMENT | |
| 3.1 | PENDUDUK POPULATION | |
| 3.1.1 | Penduduk, Laju Pertumbuhan Penduduk, Distribusi Persentase Penduduk, Kepadatan Penduduk, Rasio Jenis Kelamin Penduduk Menurut Kecamatan di Kabupaten Purbalingga, 2020 dan 2021 <i>Population, Population Growth Rate, Percentage Distribution of Population, Population Density and Population Sex Ratio by Sub District in Purbalingga Regency, 2020 and 2021</i> | 82 |
| 3.1.2 | Jumlah Penduduk Menurut Kelompok Umur dan Jenis Kelamin di Kabupaten Purbalingga, 2021 <i>Population by Age Group and Sex in Purbalingga Regency, 2021</i> | 85 |
| 3.1.3 | Jumlah Penduduk Menurut Kecamatan dan Jenis Kelamin di Kabupaten Purbalingga, 2021 <i>Population by Subdistrict and Sex in Purbalingga Regency, 2021</i> | 86 |
| 3.1.4 | Jumlah Kepala Keluarga dan Rata-rata Banyaknya Anggota Keluarga Menurut Kecamatan, 2021 <i>Number of Households and Average Households Size by Subdistrict, 2021</i> | 87 |

| | | |
|------------|---|----|
| 3.1.5 | Jumlah Pelayanan Dokumen Kependudukan di Kabupaten Purbalingga, 2018-2021 <i>Number Service of Residence Document in Purbalingga Regency, 2018-2021</i> | 88 |
| 3.1.6 | Jumlah Pelayanan Kependudukan di Kabupaten Purbalingga, 2020 dan 2021 <i>Number of Residence Service in Purbalingga Regency, 2020 and 2021.</i> | 89 |
| 3.1.7 | Jumlah Pelayanan Pindah Datang di Kabupaten Purbalingga, 2020 dan 2021 <i>Number of Migration Service in Purbalingga Regency, 2020 and 2021.</i> | 90 |
| 3.1.8 | Realisasi Pelaksanaan Transmigrasi Menurut Daerah Penempatan/Pemukiman di Kabupaten Purbalingga, 2020 dan 2021 <i>Realization Implementation of Transmigration by Regional Placement/Settlements in Purbalingga Regency, 2020 and 2021</i> | 91 |
| 3.1.9 | Realisasi Pelaksanaan Transmigrasi Menurut Kecamatan di Kabupaten Purbalingga, 2020 dan 2021 <i>Realization Implementation of Transmigration by Subdistrict in Purbalingga Regency, 2020 and 2021.....</i> | 92 |
| 3.2 | KETENAGAKERJAAN EMPLOYMENT | |
| 3.2.1 | Jumlah Penduduk Berumur 15 Tahun Keatas Menurut Jenis Kegiatan Selama Seminggu yang Lalu dan Jenis Kelamin di Kabupaten Purbalingga, 2021 <i>Population Aged 15 Years and Over by Type of Activity During The Previous Week and Sex in Purbalingga Regency, 2021</i> | 93 |
| 3.2.2 | Penduduk Berumur 15 Tahun ke Atas Menurut Pendidikan Tertinggi yang Ditamatkan, Jenis Kegiatan Selama Seminggu yang Lalu dan Jenis Kelamin di Kabupaten Purbalingga, 2021 <i>Population 15 Years of Age and Over by Educational Attainment, Type of Activity and Sex During the Previous Week in Purbalingga Regency, 2021</i> | 94 |

| | | |
|--------|--|-----|
| 3.2.3 | Penduduk Berumur 15 Tahun Ke Atas yang Bekerja Selama Seminggu yang Lalu Menurut Status Pekerjaan Utama dan Jenis Kelamin di Kabupaten Purbalingga, 2021 <i>Population 15 Years of Age and Over who Worked During The Previous Week by Main Employment Status and Sex in Purbalingga Regency, 2021</i> | 97 |
| 3.2.4 | Jumlah Penduduk Berumur 15 Tahun Ke Atas yang Bekerja Selama Seminggu yang Lalu Menurut Lapangan Pekerjaan Utama dan Jenis Kelamin di Kabupaten Purbalingga, 2021 <i>Population Aged 15 Years and Over Who Worked During the Previous Week by Main Industry and Gender in Purbalingga Regency, 2021</i> | 98 |
| 3.2.5 | Jumlah Kumulatif Pendaftaran Pencari Kerja Serta Permintaan dan Pemenuhan Tenaga Kerja di Kabupaten Purbalingga, 2021 <i>Cumulative Number of Job Seeker Registration And Labor Demand and Fulfillment in Purbalingga, 2021</i> | 99 |
| 3.2.6 | Jumlah Pencari Kerja yang Telah Ditempatkan Menurut Tingkat Pendidikan dan Jenis Kelamin di Kabupaten Purbalingga, 2021 <i>Number of Job Seekers Issued by Level of Education and Gender in Purbalingga Regency, 2021</i> | 100 |
| 3.2.7 | Jumlah Penempatan Pencari Kerja yang Terdaftar Antar Kerja Lokal dan Jenis Kelamin di Kabupaten Purbalingga, 2021 <i>Number of Registered Job Seekers Who Placement at Local Place and Gender in Purbalingga Regency, 2021</i> | 101 |
| 3.2.8 | Jumlah Pencari Kerja Menurut Jenis Kelamin di Kabupaten Purbalingga, 2021 <i>Number of Job Seekers by Gender in Purbalingga Regency, 2021</i> | 102 |
| 3.2.9 | Upah Minimum Regional (UMR) per Bulan di Kabupaten Purbalingga (rupiah), 2019-2022 <i>Regional Minimum Wages per Month in Purbalingga Regency (rupiah), 2019-2022</i> | 103 |
| 3.2.10 | Pencari Kerja Terdaftar, Lowongan Kerja Terdaftar, dan Penempatan/Pemenuhan Tenaga Kerja Menurut Kecamatan dan Jenis Kelamin, 2021 <i>Number of Registered Job Applicants, Registered Job Vacancies, and Placement of Workers by Province and Gender, 2021</i> | 104 |

4. SOSIAL DAN KESEJAHTERAAN RAKYAT/SOCIAL AND WELFARE

4.1 PENDIDIKAN

EDUCATION

| | | |
|-------|---|-----|
| 4.1.1 | Jumlah Sekolah, Guru, dan Murid Taman Kanak-Kanak (TK) di Bawah Kementerian Pendidikan dan Kebudayaan Menurut Kecamatan di Kabupaten Purbalingga, 2020/2021 dan 2021/2022 <i>Number of Schools, Teachers, and Pupils in Kindergarten Under The Ministry of Education and Culture by Subdistrict in Purbalingga Regency, 2020/2021 and 2021/2022</i> | 115 |
| 4.1.2 | Jumlah Sekolah, Guru, dan Murid Raudatul Athfal (RA) di Bawah Kementerian Agama Menurut Kecamatan di Kabupaten Purbalingga, 2020/2021 dan 2021/2022 <i>Number of Schools, Teachers, and Pupils in Raudatul Athfal (RA) Under The Ministry of Religious Affairs by Subdistrict in Purbalingga Regency, 2020/2021 and 2021/2022</i> | 118 |
| 4.1.3 | Jumlah Sekolah, Guru, dan Murid Sekolah Dasar (SD) di Bawah Kementerian Pendidikan, Kebudayaan, Riset, dan Teknologi Menurut Kecamatan, 2020/2021 dan 2021/2022 <i>Number of Schools, Teachers, and Pupils in Primary Schools Under The Ministry of Education, Culture, Research, and Technology by Subdistrict, 2020/2021 and 2021/2022</i> | 119 |
| 4.1.4 | Jumlah Sekolah, Guru, dan Murid Madrasah Ibtidaiyah (MI) di Bawah Kementerian Agama Menurut Kecamatan Menurut Kecamatan di Kabupaten Purbalingga, 2020/2021 dan 2021/2022 <i>Number of Schools, Teachers, and Pupils in Madrasah Ibtidaiyah (MI) Under The Ministry of Religious Affairs by Subdistrict in Purbalingga Regency, 2020/2021 and 2021/2022</i> | 122 |
| 4.1.5 | Jumlah Sekolah, Guru, dan Murid Sekolah Menengah Pertama (SMP) di Bawah Kementerian Pendidikan, Kebudayaan, Riset, dan Teknologi Menurut Kecamatan di Kabupaten Purbalingga, 2020/2021 dan 2021/2022 <i>Number of Schools, Teachers, and Pupils in Junior High Schools Under The Ministry of Education, Culture, Research, and Technology by Subdistrict in Purbalingga Regency, 2020/2021 and 2021/2022</i> | 125 |

| | | |
|--------|---|-----|
| 4.1.6 | Jumlah Sekolah, Guru, dan Murid Madrasah Tsanawiyah (MTs) di Bawah Kementerian Agama Menurut Kecamatan di Kabupaten Purbalingga, 2020/2021 dan 2021/2022 <i>Number of Schools, Teachers, and Pupils in Madrasah Tsanawiyah (MTs) Under The Ministry of Religious Affairs by Subdistrict in Purbalingga Regency, 2020/2021 and 2021/2022</i> | 128 |
| 4.1.7 | Jumlah Sekolah, Guru, dan Murid Sekolah Menengah Atas (SMA) di Bawah Kementerian Pendidikan, Kebudayaan, Riset, dan Teknologi Menurut Kecamatan, 2020/2021 dan 2021/2022 <i>Number of Schools, Teachers, and Pupils in Senior High Schools Under The Ministry of Education, Culture, Research, and Technology by Subdistrict, 2020/2021 and 2021/2022</i> | 131 |
| 4.1.8 | Jumlah Sekolah, Guru, dan Murid Sekolah Menengah Kejuruan (SMK) di Bawah Kementerian Pendidikan, Kebudayaan, Riset, dan Teknologi Menurut Kecamatan di Kabupaten Purbalingga, 2020/2021 dan 2021/2022 <i>Number of Schools, Teachers, and Pupils in Vocational High Schools Under The Ministry of Education, Culture, Research, and Technology by Subdistrict, 2020/2021 and 2021/2022</i> | 134 |
| 4.1.9 | Jumlah Sekolah, Guru, dan Murid Madrasah Aliyah (MA) di Bawah Kementerian Agama Menurut Kecamatan, 2020/2021 dan 2021/2022 <i>Number of Schools, Teachers, and Pupils in Madrasah Aliyah (MA) Under the Ministry of Religious Affairs by Subdistrict, 2020/2021 and 2021/2022</i> | 137 |
| 4.1.10 | Jumlah Desa ¹ /Kelurahan yang Memiliki Fasilitas Sekolah Menurut Kecamatan dan Tingkat Pendidikan di Kabupaten Purbalingga, 2019–2021 <i>Number of Villages¹ /Kelurahan Having Educational Facilities by Subdistrict and Educational Level in Purbalingga Regency, 2019–2021</i> | 140 |
| 4.1.11 | Angka Partisipasi Murni (APM) dan Angka Partisipasi Kasar (APK) Menurut Jenjang Pendidikan di Kabupaten Purbalingga, 2020 dan 2021 <i>Net Participation Rates and Gross Participation Rates by Educational Level in Purbalingga Regency, 2020 and 2021</i> | 145 |

| | | |
|------------|--|-----|
| 4.1.12 | Persentase Penduduk Berumur 15 Tahun ke Atas yang Melek Huruf Menurut Kelompok Umur di Kabupaten Purbalingga, 2020 dan 2021 <i>Percentage of Literate People Aged 15 Years and Over by Age Group in Purbalingga Regency, 2020 and 2021</i> | 146 |
| 4.1.13 | Jumlah Perguruan Tinggi, Mahasiswa dan Tenaga Pendidik (Negeri dan Swasta) di Bawah Kementerian Riset, Teknologi dan Pendidikan Tinggi Menurut Kecamatan di Kabupaten Purbalingga, 2021 <i>Number of Universities, Students and Lecturers (State and Private) Under The Ministry of Research, Technology and High Education by Subdistrict in Purbalingga Regency, 2021</i> | 147 |
| 4.1.14 | Persentase Penduduk Usia 10 Tahun Keatas Menurut Tingkat Pendidikan yang Ditamatkan di Kabupaten Purbalingga, 2021 <i>Percentage of Population 10 Years of Age and Over by Educational Attainment in Purbalingga Regency, 2021</i> | 148 |
| 4.1.15 | Persentase Penduduk Usia 7–24 Tahun Menurut Jenis Kelamin, Kelompok Umur Sekolah, dan Partisipasi Sekolah di Kabupaten Purbalingga, 2021 <i>Percentage of Population Aged 7-24 Years by Sex, Age Group, and School Participation in Purbalingga Regency, 2021</i> | 149 |
| 4.1.16 | Persentase Penduduk Usia 5 Tahun Keatas Menurut Kelompok Umur Sekolah di Kabupaten Purbalingga, 2021 <i>Percentage of Population 5 Years and Over by Age Group in Purbalingga Regency, 2021</i> | 150 |
| 4.1.17 | Persentase Penduduk Usia 5 Tahun Keatas yang Masih Sekolah di Kabupaten Purbalingga, 2021 <i>Percentage of Population 5 Years and Over Who Attending School in Purbalingga Regency, 2021</i> | 151 |
| 4.2 | KESEHATAN | |
| | HEALTH | |
| 4.2.1 | Jumlah Desa ¹ /Kelurahan Yang Memiliki Sarana Kesehatan Menurut Kecamatan di Kabupaten Purbalingga, 2019–2021 <i>Number of Villages¹/Kelurahan Having Health Facilities by Subdistrict in Purbalingga Regency, 2019–2021</i> | 152 |

| | | |
|-------|--|-----|
| 4.2.2 | Jumlah Tenaga Kesehatan Menurut Kecamatan di Kabupaten Purbalingga, 2021 <i>Number of Medicals Personnel by Subdistrict in Purbalingga Regency, 2021</i> | 158 |
| 4.2.3 | Persentase Penduduk yang Mempunyai Keluhan Kesehatan Selama Sebulan Terakhir Menurut Kecamatan, 2020 dan 2021 <i>Percentage of People Who Had Health Complaint During a Month Prior to The Survey by Subdistrict, 2020 and 2021</i> | 159 |
| 4.2.4 | Jumlah Rumah Sakit Umum, Rumah Sakit Khusus, Puskesmas, dan Apotik Menurut Kecamatan di Kabupaten Purbalingga, 2020 dan 2021 <i>Number of General Hospital, Special Hospital, Public Health Centre and Apotic by Subdistrict in Purbalingga Regency, 2020 and 2021</i> | 161 |
| 4.2.5 | Jumlah Puskesmas Menurut Kecamatan dan Jenisnya di Kabupaten Purbalingga, 2021 <i>Number of Public Health Centre (PHC) by Subdistrict and Kind of PHC in Purbalingga Regency, 2021</i> | 165 |
| 4.2.6 | Persentase Perempuan Pernah Kawin Umur 15 – 49 Tahun yang 2 Tahun Lalu atau Kurang Melahirkan Anak Hidup yang Terakhir di Kabupaten Purbalingga, 2020 dan 2021 <i>Percentage of Married Women Aged 15-49 Years Who 2 Years or Less Give Birth Children Born Alive by Last Birth Attendant in Purbalingga Regency, 2020 and 2021</i> | 167 |
| 4.2.7 | Jumlah Tenaga Kesehatan Menurut Instansi di Kabupaten Purbalingga, 2021 <i>Number of Paramedic by Subdistrict in Purbalingga Regency, 2021</i> | 168 |
| 4.2.8 | Jumlah Tenaga Kesehatan pada Rumah Sakit di Purbalingga Menurut Profesinya dan Jenis Kelamin, 2021 <i>Number of Paramedic by Job and Gender in Purbalingga Regency Hospital, 2021</i> | 170 |
| 4.2.9 | Arus Keluar Masuk Pasien yang Dirawat di Rumah Sakit di Purbalingga Menurut Bulan dan Kondisi Pasien, 2021 <i>Patient Flow Treated in Purbalingga Regency Hospital by Month and Patient Condition, 2021</i> | 172 |

| | | |
|------------|--|-----|
| 4.2.10 | Jumlah Peserta KB Aktif Menurut Kecamatan dan Metode Kontrasepsi di Kabupaten Purbalingga, 2021 <i>Active Family Planning Acceptor by Subdistrict and Contraception Method in Purbalingga Regency, 2021</i> | 173 |
| 4.2.11 | Jumlah Peserta KB Aktif Berdasarkan Jalur Kemandirian Menurut Kecamatan dan Metode Kontrasepsi di Kabupaten Purbalingga, 2021 <i>Family Planning Acceptors by Non Government Program by Subdistrict and Contraception Method in Purbalingga Regency, 2021..</i> | 175 |
| 4.2.12 | Jumlah Kasus Penyakit dan Jenis Penyakit Menurut Kecamatan di Kabupaten Purbalingga, 2021 <i>Number of Disease Cases and Type of Disease by Subdistrict in Purbalingga Regency, 2021</i> | 177 |
| 4.2.13 | Jumlah Kasus Baru AIDS dan Kasus Kumulatif AIDS Menurut Kecamatan di Kabupaten Purbalingga, 2021 <i>Number of New Cases and Cummulative Cases of AIDS by Subdistrict in Purbalingga Regency, 2021</i> | 179 |
| 4.2.14 | Jumlah Penderita dan Penderita Meninggal Karena Kasus Covid-19 Menurut Kecamatan di Kabupaten Purbalingga, 2021 <i>Number of Sufferers and Sufferers Died Due to Covid-19 Cases by Subdistrict in Purbalingga Regency, 2021</i> | 180 |
| 4.2.15 | Persentase Baduta (0-23 bulan) Menurut Lamanya Disusui Kabupaten Purbalingga, 2020 dan 2021 <i>Percentage of Children (0-23 months) by Duration of Breastfeeding in Purbalingga Regency, 2020 and 2021</i> | 181 |
| 4.3 | AGAMA DAN SOSIAL LAINNYA RELIGION AND OTHER SOCIAL AFFAIRS | |
| 4.3.1 | Jumlah Penduduk Menurut Kecamatan dan Agama yang Dianut di Kabupaten Purbalingga, 2021 <i>Population by Subdistrict and Religion, 2021</i> | 182 |
| 4.3.2 | Jumlah Tempat Peribadatan Menurut Kecamatan, 2021 <i>Number of Places of Worship by Subdistrict and Religion, 2021</i> | 184 |
| 4.3.3 | Jumlah Desa ¹ /Kelurahan yang Mengalami Bencana Alam ² Menurut Kecamatan, 2019–2021 <i>Number of Villages¹ that Had Natural Disaster² by Subdistrict, 2019–2021</i> | 185 |

| | | |
|--------|---|-----|
| 4.3.4 | Jumlah Kejadian Bencana Menurut Kecamatan di Kabupaten Purbalingga, 2021 <i>Number of Disaster by Subdistrict in Purbalingga Regency, 2021</i> | 188 |
| 4.3.5 | Jumlah korban yang diakibatkan Bencana Alam Menurut Kecamatan di Kabupaten Purbalingga, 2021 <i>Number of Victims Due to Natural Disaster by Subdistrict in Purbalingga Regency, 2021</i> | 190 |
| 4.3.6 | Jumlah Kerusakan Rumah yang Diakibatkan Bencana Alam Menurut Kecamatan di Kabupaten Purbalingga, 2020 dan 2021 <i>Number of Damaged Houses Due to Natural Disaster by Subdistrict in Purbalingga Regency, 2020 and 2021</i> | 198 |
| 4.3.7 | Jumlah Peristiwa Kebakaran, yang Terbakar dan yang Kehilangan Tempat Tinggal di Kabupaten Purbalingga, 2020 dan 2021 <i>Number of Fire Events, Burned and Homeless in Purbalingga Regency, 2020 and 2021</i> | 201 |
| 4.3.8 | Jumlah Peristiwa Kebakaran Dirinci Menurut Bulan di Kabupaten Purbalingga, 2020 dan 2021 <i>Number of Fire Events by Month in Purbalingga Regency, 2020 and 2021</i> | 202 |
| 4.3.9 | Jumlah Sarana Pengangkutan Sampah/Tinja di Kabupaten Purbalingga, 2020 dan 2021 <i>Number of Means of Transporting Waste/Feces in Purbalingga Regency, 2020 dan 2021</i> | 203 |
| 4.3.10 | Produksi Sampah Rata-rata per Hari di Kabupaten Purbalingga (m ³), 2020 dan 2021 <i>Average Production of Waste per Day in Purbalingga Regency (m³), 2020 dan 2021</i> | 204 |
| 4.3.11 | Persentase Komposisi Sampah di Kabupaten Purbalingga (m ³), 2020 dan 2021 <i>Percentage of Waste Composition in Purbalingga Regency (m³), 2020 dan 2021</i> | 205 |
| 4.3.12 | Jumlah Jama'ah Haji yang Diberangkatkan ke Tanah Suci Mekah Menurut Kecamatan di Kabupaten Purbalingga, 2021 <i>Number of Hajj Pilgrims Departured to the Holyland of Mecca by Subdistrict and Gender in Purbalingga Regency, 2021</i> | 206 |

| | | |
|--------|---|-----|
| 4.3.13 | Jumlah Nikah, Talak, Cerai dan Rujuk Menurut Kecamatan di Kabupaten Purbalingga, 2021 <i>Number of Marriage, Divorce and Reconciliation by Subdistrict in Purbalingga Regency, 2021</i> | 207 |
| 4.3.14 | Laporan Faktor-faktor Penyebab Terjadinya Perceraian Menurut Bulan Pada Pengadilan Agama Purbalingga, 2021 <i>Report of Factors Causing Divorce by Month at Religious Court of Purbalingga Regency, 2021</i> | 209 |
| 4.3.15 | Laporan Perkara Tingkat Pertama yang Diterima Pada Pengadilan Agama Purbalingga Menurut Bulan, 2021 <i>Report of First Level Case Received in Religious Court of Purbalingga Regency by Month, 2021</i> | 212 |
| 4.3.16 | Laporan Perkara Tingkat Pertama yang Diputus Pada Pengadilan Agama Purbalingga Menurut Bulan, 2021 <i>Report of First Level Case Decided in Religious Court of Purbalingga Regency by Month, 2021</i> | 219 |
| 4.3.17 | Rekapitulasi Perkara di Pengadilan Agama Menurut Bulan, 2021 <i>Case Recapitulation in Religious Court of Purbalingga Regency by Month, 2021</i> | 228 |
| 4.3.18 | Jumlah Tahanan Menurut Bulan di Kabupaten Purbalingga, 2021 <i>Number of Custody by Month in Purbalingga Regency, 2021</i> | 232 |
| 4.3.19 | Jumlah Narapidana Menurut Bulan di Kabupaten Purbalingga, 2021 <i>Number of Convict by Month in Purbalingga Regency, 2021</i> | 234 |
| 4.3.20 | Jumlah Perkara Pidana dan Terdakwa yang Masuk Pengadilan Negeri Purbalingga Menurut Bulan dan Jenis Putusan, 2021 <i>Number of Criminal and Defendant Case in Purbalingga Regency District Court by Month and Verdict Type, 2021</i> | 236 |
| 4.3.21 | Jumlah Perkara Pidana dan Terdakwa yang Diselesaikan Pengadilan Negeri Purbalingga Menurut Bulan dan Jenis Putusan, 2021 <i>Number of Criminal and Defendant Case Solved in Purbalingga Regency District Court by Month and Verdict Type, 2021</i> | 238 |
| 4.3.22 | Jumlah Kejahatan yang Terjadi Menurut Jenisnya di Kabupaten Purbalingga, 2018-2021 <i>Number of Crime Happened by Type in Purbalingga Regency, 2018-2021</i> | 240 |

| | | |
|------------|--|-----|
| 4.3.23 | Jumlah Kejahatan yang Dilaporkan, Resiko Penduduk Terkena Kejahatan per 100.000 Penduduk, Persentase Penyelesaian Kejahatan dan Selang Waktu Terjadinya Kejahatan Menurut Kepolisian Sektor di Kabupaten Purbalingga, 2019-2021 <i>Crime Total, Crime Rate per 100.000 Population, Clearance Rate and Crime Clock by Sector Police Office in Purbalingga Regency, 2019-2021</i> | 241 |
| 4.4 | KEMISKINAN DAN PEMBANGUNAN MANUSIA <i>POVERTY AND HUMAN DEVELOPMENT</i> | |
| 4.4.1 | Garis Kemiskinan, Jumlah, dan Persentase Penduduk Miskin di Kabupaten Purbalingga, 2013–2021 <i>Poverty Line, Number, and Percentage of Poor People in Purbalingga Regency, 2013–2021</i> | 245 |
| 4.4.2 | Indeks Kedalaman Kemiskinan dan Indeks Keparahan Kemiskinan di Kabupaten Purbalingga, 2013–2021 <i>Poverty Gap Index and Poverty Severity Index in Purbalingga Regency, 2013–2021</i> | 246 |
| 4.4.3 | Perkembangan Tahapan Keluarga Sejahtera Menurut Kecamatan di Kabupaten Purbalingga, 2020 <i>Development Phase of Family Prosperous by Subdistrict in Purbalingga Regency, 2020</i> | 247 |
| 4.4.4 | Jumlah Penerima Bantuan (Kepala Keluarga) dan Anggaran Bantuan Sosial Pangan Menurut Kecamatan di Kabupaten Purbalingga, 2021 <i>Number of Aid Recipients (Head of Household) and Food Social Assistance Budget by Subdistrict in Purbalingga Regency, 2021</i> | 249 |
| 4.4.5 | Indeks Pembangunan Manusia dan Indikator Penyusunnya di Kabupaten Purbalingga, 2013-2021 <i>Human Development Index and Compiler Indicator in Purbalingga Regency, 2013-2021</i> | 251 |

5. PERTANIAN/AGRICULTURE

5.1 TANAMAN PANGAN

FOOD CROPS

| | | |
|-------|--|-----|
| 5.1.1 | Luas Panen dan Produksi Padi Menurut Kecamatan di Kabupaten Purbalingga, 2021 <i>Harvested Area and Production of Paddy by Subdistrict in Purbalingga Regency, 2021</i> | 262 |
| 5.1.2 | Produksi Padi Setara Beras Menurut Kecamatan di Kabupaten Purbalingga, 2021 <i>Rice Equivalent Production by Subdistrict in Purbalingga Regency, 2021</i> | 263 |
| 5.1.3 | Luas Lahan Sawah Menurut Kecamatan dan Jenis Pengairan di Kabupaten Purbalingga (hektar), 2021 <i>Area of Wetland by Subdistrict and Type of Irrigation in Purbalingga Regency (hectare), 2021</i> | 264 |
| 5.1.4 | Luas Panen Padi Sawah dan Padi Ladang Menurut Kecamatan di Kabupaten Purbalingga (hektar), 2021 <i>Harvested Area of Wetland and Dryland Paddy by Subdistrict in Purbalingga Regency (hectare), 2021</i> | 265 |
| 5.1.5 | Luas Panen Jagung, Kedelai, Kacang Tanah, Kacang Hijau, Ubi Kayu, Ubi Jalar Menurut Kecamatan di Kabupaten Purbalingga (hektar), 2021 <i>Harvested Area of Maize, Soybean, Peanut, Mungbean, Cassava, and Sweet Potato by Subdistrict in Purbalingga Regency (hectare), 2021.....</i> | 266 |
| 5.1.6 | Luas Panen Menurut Kecamatan dan Subround di Kabupaten Purbalingga (hektar), 2021 <i>Harvested Area of Wetland Paddy by Subdistrict and Subround in Purbalingga Regency (hectare), 2021</i> | 267 |
| 5.1.7 | Luas Panen Padi Ladang Menurut Kecamatan dan Subround di Kabupaten Purbalingga (hektar), 2021 <i>Harvested Area of Dryland Paddy by Subdistrict and Subround in Purbalingga Regency (hectare), 2021</i> | 268 |

| | | |
|------------|--|-----|
| 5.1.8 | Luas Panen Jagung Menurut Kecamatan dan Subround di Kabupaten Purbalingga, 2021 <i>Harvested Area of Maize by Subdistrict and Subround in Purbalingga Regency, 2021</i> | 269 |
| 5.1.9 | Luas Panen Ketela Pohon Menurut Kecamatan dan Subround di Kabupaten Purbalingga (hektar), 2021 <i>Harvested Area of Cassava by Subdistrict and Subround in Purbalingga Regency, 2021</i> | 270 |
| 5.1.10 | Luas Panen Ketela Rambat Menurut Kecamatan dan Subround di Kabupaten Purbalingga (hektar), 2021 <i>Harvested Area of Sweet Potato by Subdistrict and Subround in Purbalingga Regency, 2021</i> | 271 |
| 5.1.11 | Luas Panen Kacang Tanah Menurut Kecamatan dan Subround di Kabupaten Purbalingga (hektar), 2021 <i>Harvested Area of Peanut by Subdistrict and Subround in Purbalingga Regency (hectare), 2021</i> | 272 |
| 5.1.12 | Luas Panen Kedelai Menurut Kecamatan dan Subround di Kabupaten Purbalingga (hektar), 2021 <i>Harvested Area of Soybean by Subdistrict and Subround in Purbalingga Regency (hectare), 2021</i> | 273 |
| 5.1.13 | Luas Panen Kacang Hijau Menurut Kecamatan dan Subround di Kabupaten Purbalingga (hektar), 2021 <i>Harvested Area of Mungbean by Subdistrict and Subround in Purbalingga Regency (hectare), 2021</i> | 274 |
| 5.2 | HORTIKULTURA | |
| | HORTICULTURE | |
| 5.2.1 | Luas Panen Tanaman Sayuran Menurut Kecamatan dan Jenis Tanaman di Kabupaten Purbalingga, 2020 dan 2021 <i>Harvested Area of Vegetables by Subdistrict and Kind of Plant in Purbalingga Regency, 2020 and 2021</i> | 275 |
| 5.2.2 | Produksi Tanaman Sayuran Menurut Kecamatan dan Jenis Tanaman di Kabupaten Purbalingga, 2020 dan 2021 <i>Production of Vegetables by Subdistrict and Kind of Plant in Purbalingga Regency, 2020 and 2021</i> | 284 |

| | | |
|--------|---|-----|
| 5.2.3 | Luas Panen Tanaman Sayuran dan Buah–Buahan Semusim Menurut Jenis Tanaman di Kabupaten Purbalingga, 2019-2021 <i>Harvested Area of Seasonal Vegetables and Fruits by Kind of Plant in Purbalingga Regency, 2019-2021</i> | 293 |
| 5.2.4 | Produksi Tanaman Sayuran dan Buah–Buahan Semusim Menurut Jenis Tanaman di Kabupaten Purbalingga, 2019-2021 <i>Production of Seasonal Vegetables and Fruits by Kind of Plant in Purbalingga Regency, 2019-2021</i> | 294 |
| 5.2.5 | Luas Panen Tanaman Biofarmaka Menurut Kecamatan dan Jenis Tanaman di Kabupaten Purbalingga, 2020 dan 2021 <i>Harvested Area of Medicinal Plants by Subdistrict and Kind of Plant in Purbalingga Regency, 2020 and 2021</i> | 295 |
| 5.2.6 | Produksi Tanaman Biofarmaka Menurut Kecamatan dan Jenis Tanaman di Kabupaten Purbalingga, 2020 dan 2021 <i>Production of Medicinal Plants by Subdistrict and Kind of Plant in Purbalingga Regency, 2020 and 2021</i> | 300 |
| 5.2.7 | Luas Panen Tanaman Biofarmaka Menurut Jenis Tanaman di Kabupaten Purbalingga, 2019-2021 <i>Harvested Area of Medicinal Plants by Kind of Plant in Purbalingga Regency, 2020-2021</i> | 305 |
| 5.2.8 | Produksi Tanaman Biofarmaka Menurut Jenis Tanaman di Kabupaten Purbalingga, 2019-2021 <i>Production of Medicinal Plants by Kind of Plant in Purbalingga Regency, 2019-2021</i> | 306 |
| 5.2.9 | Luas Panen Tanaman Hias Menurut Kecamatan dan Jenis Tanaman di Kabupaten Purbalingga, 2020-2021 <i>Harvested Area of Ornamental Plants by Subdistrict and Kind of Plant in Purbalingga Regency, 2020-2021</i> | 307 |
| 5.2.10 | Produksi Tanaman Hias Menurut Kecamatan dan Jenis Tanaman di Kabupaten Purbalingga, 2020-2021 <i>Production of Ornamental Plants by Subdistrict and Kind of Plant in Purbalingga Regency, 2020-2021</i> | 313 |
| 5.2.11 | Luas Panen Tanaman Hias Menurut Jenis Tanaman di Kabupaten Purbalingga, 2019–2021 <i>Harvested Area of Ornamental Plants by Kind of Plant in Purbalingga Regency, 2019–2021</i> | 319 |

| | | |
|------------|--|-----|
| 5.2.12 | Produksi Tanaman Hias Menurut Jenis Tanaman di Kabupaten Purbalingga, 2019–2021 <i>Production of Ornamental Plants by Kind of Plant in Purbalingga Regency, 2019–2021</i> | 320 |
| 5.2.13 | Produksi Buah-buahan Menurut Kecamatan dan Jenis Tanaman di Kabupaten Purbalingga, 2020 dan 2021 <i>Production of Fruits by Subdistrict and Kind of Plant in Purbalingga Regency, 2020 and 2021</i> | 321 |
| 5.2.14 | Produksi Buah–Buahan dan Sayuran Tahunan Menurut Jenis Tanaman di Kabupaten Purbalingga, 2019–2021 <i>Production of Annual Fruits and Vegetables by Kind of Plant in Purbalingga Regency, 2019–2021</i> | 334 |
| 5.2.15 | Jumlah Tanaman Buah-buahan yang Berproduksi Menurut Kecamatan dan Jenis Buah (Pohon) di Kabupaten Purbalingga, 2021 <i>Number of Produced Fruits by Subdistrict and Kind of Fruit (Tree) in Purbalingga Regency, 2021</i> | 335 |
| 5.3 | PERKEBUNAN | |
| | ESTATE CROPS | |
| 5.3.1 | Luas Areal Tanaman Perkebunan Menurut Kecamatan dan Jenis Tanaman di Kabupaten Purbalingga (ribu ha), 2020-2021 <i>Planted Area of Estate Crops by Subdistrict and Type of Crops in Purbalingga Regency (thousand ha), 2020- 2021</i> | 341 |
| 5.3.2 | Produksi Perkebunan Menurut Kecamatan dan Jenis Tanaman di Kabupaten Purbalingga (ton), 2020-2021 <i>Production of Estate by Subdistrict and Type of Crops in Purbalingga Regency (ton), 2020-2021</i> | 345 |
| 5.3.3 | Luas Panen, Produksi Tanaman Perkebunan Rakyat Menurut Jenis Tanaman di Kabupaten Purbalingga, 2021 <i>Harvested Area, Production and Average Production of Estate Crops by Kind of Crop in Purbalingga Regency, 2021</i> | 349 |

5.4 KEHUTANAN

FORESTRY

| | | |
|-------|--|-----|
| 5.4.1 | Luas Kawasan Hutan dan Konservasi Perairan Menurut Kecamatan di Kabupaten Purbalingga (Ha), 2021 <i>Extent of Forest Area, Inland Water, Coastal, and Marine Ecosystem in Purbalingga Regency by Subdistrict (Ha), 2021</i> | 350 |
| 5.4.2 | Produksi Kayu Hutan Menurut Kecamatan dan Jenis Kayu di Kabupaten Purbalingga (batang), 2021 <i>Logs Production by Subdistrict and Kind of Logs in Purbalingga Regency (stalk), 2021</i> | 352 |

5.5 PETERNAKAN

LIVESTOCK

| | | |
|-------|--|-----|
| 5.5.1 | Populasi Ternak Menurut Kecamatan dan Jenis Ternak di Kabupaten Purbalingga, 2021 <i>Population Livestock by Subdistrict and Type of Livestock in Purbalingga Regency, 2021</i> | 354 |
| 5.5.2 | Populasi Unggas Menurut Kecamatan dan Jenis Unggas di Kabupaten Purbalingga, 2021 <i>Population Poultry by Subdistrict and Type of Poultry in Purbalingga Regency, 2021</i> | 358 |
| 5.5.3 | Jumlah Ternak yang Dipotong di Rumah Potong Hewan (RPH) Pemerintah Kabupaten Purbalingga Menurut Kecamatan, 2021 <i>Number of Cattle Slaughtered at Purbalingga Regency Slaughtering Houses by Subdistrict, 2021</i> | 359 |
| 5.5.4 | Jumlah Ternak yang Dipotong di Luar Rumah Potong Hewan (RPH) Pemerintah Kabupaten Purbalingga Menurut Kecamatan, 2021 <i>Number of Cattle Slaughtered at Purbalingga Regency Outside Slaughtering Houses by Subdistrict, 2021</i> | 360 |
| 5.5.5 | Produksi Susu Sapi, Daging, dan Kulit Ternak Menurut Kecamatan di Kabupaten Purbalingga, 2021 <i>Production of Cow's Milk, Meat and Livestock Leather by Subdistrict in Purbalingga Regency, 2021</i> | 361 |

| | | |
|------------|---|-----|
| 5.5.6 | Produksi Telur Unggas Menurut Kecamatan di Kabupaten Purbalingga (kg), 2021 <i>Poultry Egg Production by Subdistrict in Purbalingga Regency (kg), 2021</i> | 363 |
| 5.5.7 | Net Export Ternak dan Unggas Menurut Jenis Ternak di Kabupaten Purbalingga (ekor), 2021 <i>Net Export of Livestock and Poultry by Kind of Livestock and Poultry in Purbalingga Regency (tail), 2021</i> | 364 |
| 5.5.8 | Harga Ternak, Unggas, Susu dan Telur Menurut Jenis Ternak/Unggas di Kabupaten Purbalingga, 2021 <i>Price of Livestock, Poultry, Cow's Milk, Egg and Livestock Leather by Kind of Livestock in Purbalingga Regency, 2021</i> | 365 |
| 5.6 | PERIKANAN | |
| | FISHERY | |
| 5.6.1 | Produksi Ikan (Kolam dan Sawah) Menurut Komoditas di Kabupaten Purbalingga, 2021 <i>Production of Fish (Pool and Wetland) by Type of Fish in Purbalingga Regency, 2021</i> | 366 |
| 5.6.2 | Produksi dan Nilai Ikan Sungai dan Usaha Pembenihan Rakyat (UPR) Menurut Komoditas di Kabupaten Purbalingga, 2021 <i>Production and Value of River Fish and Folk Seedling Enterprises by Type of Fish in Purbalingga Regency, 2021</i> | 367 |
| 5.6.3 | Produksi dan Nilai Produksi Ikan Hias Menurut Jenis Ikan di Kabupaten Purbalingga, 2021 <i>Production and Value of decorative fish by Type of Fish in Purbalingga Regency, 2021</i> | 368 |
| 6. | PERTAMBANGAN, ENERGI DAN INDUSTRI/ MINING, ENERGY AND INDUSTRY | |
| 6.1 | Jumlah Pelanggan dan Air yang Disalurkan Menurut Kecamatan di Kabupaten Purbalingga, 2021 <i>Number of Customers and Distributed Water by Subdistrict in Purbalingga Regency, 2021</i> | 377 |

| | | |
|-----------|---|-----|
| 6.2 | Jumlah Pelanggan dan Air Minum yang Disalurkan oleh PDAM Menurut Jenis Pelanggan, 2021 <i>Number of Customer and Quantity of Distributed Sanitary Water by PDAM Purbalingga, 2021</i> | 378 |
| 6.3 | Jumlah Air Minum yang telah Disalurkan ke Pelanggan oleh PDAM Purbalingga Menurut Bulan, 2021 <i>Quantity of Sanitary Water Distributed to Customers by PDAM Purbalingga by Month, 2021</i> | 379 |
| 6.4 | Jumlah Pelanggan, Daya Tersambung dan KWH Terjual Menurut Golongan Tarif Pada PT. PLN (Persero) Ranting Purbalingga, 2021 <i>Number of Customer, Electricity Power and Selling of Electricity by PT. PLN (Persero) Ranting Purbalingga, 2021</i> | 380 |
| 6.5 | Jumlah Pelanggan, KWH Terjual Pada PT. PLN (Persero) Ranting Purbalingga Menurut Bulan, 2021 <i>Number of Customer and Selling of Electricity by PT. PLN (Persero) Ranting Purbalingga by Month, 2021</i> | 381 |
| 6.6 | Jumlah Perusahaan Industri Besar, Sedang dan Tenaga Kerja Menurut Kecamatan di Kabupaten Purbalingga, 2021 <i>Number of Establishment (Large and Medium Industry) and Employee and Subdistrict in Purbalingga Regency, 2021</i> | 382 |
| 6.7 | Jumlah Usaha Menengah, Kecil, dan Mikro (UMKM) Menurut Kecamatan di Kabupaten Purbalingga, 2021 <i>Number of Establishment (Medium, Small and Micro Industry) by Subdistrict in Purbalingga Regency, 2021</i> | 384 |
| 7. | PARIWISATA/TOURISM | |
| 7.1 | Jumlah Rumah Makan/Restoran Menurut Kecamatan di Kabupaten Purbalingga, 2018–2021 <i>Number of Restaurants by Subdistrict in Purbalingga Regency, 2018–2021</i> | 391 |
| 7.2 | Jumlah Wisatawan dan Pendapatan dari Obyek Wisata Menurut Bulan di Kabupaten Purbalingga, 2021 <i>Number of Visitors and Revenue from Tourist Attraction by Month in Purbalingga Regency, 2021</i> | 392 |

| | | |
|------------|--|-----|
| 7.3 | Rata-rata Lama Menginap Tamu Asing dan Tamu Domestik Menurut Bulan di Kabupaten Purbalingga (hari), 2021 <i>Average Length of Stay of Foreign and Domestic Visitors by Month in Purbalingga Regency (day), 2021</i> | 393 |
| 7.4 | Tingkat Penghunian Kamar, Tempat Tidur dan Ganda Kamar Hotel dan Akomodasi Lainnya Menurut Jenis Hotel dan Bulan di Kabupaten Purbalingga, 2021 <i>Room, Bed and Guest Occupancy Rate of Hotels and Other Accommodations by Type of Accomodation and Month in Purbalingga Regency, 2021</i> | 394 |
| 8. | TRANSPORTASI DAN KOMUNIKASI/ TRANSPORTATION AND COMMUNICATION | |
| 8.1 | TRANSPORTASI TRANSPORTATION | |
| 8.1.1 | Panjang Jalan Menurut Kecamatan dan Tingkat Kewenangan Pemerintahan (km), 2021 <i>Length of Roads by Subdistrict and Level of Government Authority (km), 2021</i> | 402 |
| 8.1.2 | Panjang Jalan Menurut Jenis Permukaan Jalan di Kabupaten Purbalingga (km), 2019–2021 <i>Length of Roads by Type of Road Surface in Purbalingga Regency (km), 2019–2021</i> | 403 |
| 8.1.3 | Panjang Jalan Menurut Kondisi Jalan di Kabupaten Purbalingga (km), 2019–2021 <i>Length of Roads by Condition of Roads in Purbalingga Regency (km), 2019–2021</i> | 404 |
| 8.1.4 | Jumlah Kendaraan Bermotor Wajib Uji Berdasarkan Ketentuan Wajib Bayar Uji Kendaraan di Kabupaten Purbalingga, 2021 <i>Number of Motor Vehicles Mandatory Testing Based from Retribution Payer Test Conditions in Purbalingga Regency, 2021</i> | 405 |
| 8.1.5 | Jumlah Kendaraan Bermotor Wajib Uji Berdasarkan Jumlah Berat Bruto (JBB) dan Jenis Kendaraan di Kabupaten Purbalingga, 2021 <i>Number of Motor Vehicles Mandatory Testing Based from Total Gross Weight and Type of Vehicle in Purbalingga Regency, 2021</i> | 407 |

8.2 KOMUNIKASI

COMMUNICATION

| | | |
|-------|--|-----|
| 8.2.1 | Jumlah Kantor Pos Pembantu Menurut Kecamatan di Kabupaten Purbalingga, 2018–2021 <i>Number of Post Offices Subsidiaries by Subdistrict in Purbalingga Regency, 2018–2021</i> | 409 |
| 8.2.2 | Jumlah Transaksi Operasional PT. Pos Indonesia (Persero) Cabang Purbalingga Menurut Jenis Produk, 2021 <i>Number of Operational Transactions of PT. POS Indonesia Purbalingga Branch by Kind of Product, 2021</i> | 410 |
| 8.2.3 | Jumlah Menara Telekomunikasi Menurut Kecamatan di Kabupaten Purbalingga, 2019-2021 <i>Number of Telecommunication Tower by Subdistrict in Purbalingga Regency, 2019-2021</i> | 412 |
| 8.2.4 | Statistik Telekomunikasi Kabupaten Purbalingga, 2017-2021 <i>Statistics of Telecommunication in Purbalingga Regency, 2017-2021</i> ... | 413 |

**9. PERBANKAN, KOPERASI, DAN INVESTASI/
BANKING, COOPERATIVE, AND INVESMENT**

9.1 PERBANKAN

BANKING

| | | |
|-------|--|-----|
| 9.1.1 | Jumlah Kantor Bank Menurut Kelompok Bank di Kabupaten Purbalingga, 2016-2021 <i>Number of Banks by Kind of Bank in Purbalingga Regency, 2016-2021</i> | 422 |
| 9.1.2 | Posisi Pinjaman Rupiah Menurut Lapangan Usaha dan Bulan di Kabupaten Purbalingga (ribu rupiah), 2021 <i>Outstanding of Rupiahs Credit by Industry and Month in Purbalingga Regency (thousand rupiahs), 2021</i> | 424 |
| 9.1.3 | Jumlah Pinjaman Rupiah Bank Umum Berdasarkan Penggunaan dan Bulan di Kabupaten Purbalingga (ribu rupiah), 2021 <i>Amount of Rupiahs Credit of Commercial Banks by Type of Credit Used and Month in Purbalingga Regency (thousand rupiahs), 2021</i> | 432 |

| | | |
|--------|--|-----|
| 9.1.4 | Jumlah Pinjaman Rupiah Bank Umum Berdasarkan Skala Bisnis dan Bulan di Kabupaten Purbalingga (ribu rupiah), 2021 <i>Amount of Rupiahs Credit of Commercial Banks by Business Scale and Month in Purbalingga Regency (thousand rupiahs), 2021</i> | 434 |
| 9.1.5 | Posisi Pinjaman Valuta Asing Menurut Lapangan Usaha dan Bulan di Kabupaten Purbalingga (ribu rupiah), 2021 <i>Outstanding of Foreign Exchange Credit by Industry and Month in Purbalingga Regency (thousand rupiahs), 2021</i> | 436 |
| 9.1.6 | Posisi Pinjaman Valuta Asing Bank Umum Menurut Jenis Penggunaan dan Bulan di Kabupaten Purbalingga (ribu rupiah), 2021 <i>Outstanding of Foreign Exchange Credit of Commercial Banks by Type of Credit Used and Month in Purbalingga Regency (thousand rupiahs), 2021</i> | 444 |
| 9.1.7 | Posisi Pinjaman Valuta Asing Bank Umum Menurut Skala Bisnis dan Bulan di Kabupaten Purbalingga (ribu rupiah), 2021 <i>Outstanding Foreign Exchange Credit of Commercial Banks by Business Scale and Month in Purbalingga Regency (thousand rupiahs), 2021</i> | 446 |
| 9.1.8 | Total Posisi Pinjaman Rupiah dan Valuta Asing Bank Umum Menurut Lapangan Usaha dan Bulan di Kabupaten Purbalingga (ribu rupiah), 2021 <i>Total Outstanding of Rupiahs and Foreign Exchange Credits Provided by Commercial Bank by Industry and Month in Purbalingga Regency (thousand rupiahs), 2021</i> | 448 |
| 9.1.9 | Total Posisi Pinjaman Rupiah dan Valuta Asing Bank Umum Menurut Jenis Penggunaan dan Bulan di Kabupaten Purbalingga (ribu rupiah), 2021 <i>Total Outstanding of Rupiahs and Foreign Exchange Credits Provided by Commercial Bank by Type of Credit Used and Month in Purbalingga Regency (thousand rupiahs), 2021</i> | 456 |
| 9.1.10 | Total Posisi Pinjaman Rupiah dan Valuta Asing Bank Umum Menurut Skala Bisnis dan Bulan di Kabupaten Purbalingga (ribu rupiah), 2021 <i>Total Outstanding of Rupiahs and Foreign Exchange Credits Provided by Commercial Bank by Type of Credit Used and Month in Purbalingga Regency (thousand rupiahs), 2021</i> | 458 |

| | | |
|--------|---|-----|
| 9.1.11 | Posisi Pinjaman Bank Umum pada UMKM Menurut Lapangan Usaha dan Bulan di Kabupaten Purbalingga (ribu rupiah), 2021 <i>Outstanding of Micro, Small, and Medium Enterprises (MSMEs) Credits of Commercial Banks by Industry and Month in Purbalingga Regency (thousand rupiahs), 2021</i> | 460 |
| 9.1.12 | Jumlah Pinjaman Bank Umum Berdasarkan Penggunaan dan Bulan di Kabupaten Purbalingga (ribu rupiah), 2021 <i>Amount of Credit of Commercial Banks by Type of Credit Used and Month in Purbalingga Regency (thousand rupiahs), 2021</i> | 468 |
| 9.1.13 | Posisi Pinjaman Valuta Asing Bank Umum pada Usaha Mikro, Kecil, dan Menengah Menurut Lapangan Usaha dan Bulan di Kabupaten Purbalingga (ribu rupiah), 2021 <i>Outstanding of Foreign Exchange Credit for Micro, Small, and Medium Enterprises (MSMEs) Credits of Commercial Banks by Industry and Month in Purbalingga Regency (thousand rupiahs), 2021</i> | 472 |
| 9.1.14 | Posisi Pinjaman Valuta Asing Bank Umum pada Usaha Mikro, Kecil, dan Menengah Menurut Jenis Penggunaan dan Bulan di Kabupaten Purbalingga (ribu rupiah), 2021 <i>Outstanding of Foreign Exchange Credit for Micro, Small, and Medium Enterprises (MSMEs) Credits of Commercial Banks by Type of Credit Used and Month in Purbalingga Regency (thousand rupiahs), 2021</i> | 480 |
| 9.1.15 | Posisi Pinjaman (Rupiah dan Valuta Asing) yang Diberikan oleh Bank Konvensional - Persero Menurut Jenis Penggunaan dan Bulan di Kabupaten Purbalingga (ribu rupiah), 2021 <i>Outstanding of Rupiahs and Foreign Exchange Credits Provided by Conventional Banks - State Banks by Type of Credit Used and Month in Purbalingga Regency (thousand rupiahs), 2021</i> | 484 |
| 9.1.16 | Posisi Pinjaman (Rupiah dan Valuta Asing) yang Diberikan oleh Bank Umum Konvensional - Pembangunan Daerah Menurut Jenis Penggunaan dan Bulan di Kabupaten Purbalingga (ribu rupiah), 2021 <i>Outstanding of Rupiahs and Foreign Exchange Credits Provided by Conventional Banks - Regional Government Banks by Type of Credit Used and Month in Purbalingga Regency (thousand rupiahs), 2021</i> | 486 |

| | | |
|--------|--|-----|
| 9.1.17 | Posisi Pinjaman (Rupiah dan Valuta Asing) yang Diberikan oleh Bank UMUM Konvensional - Swasta Nasional menurut Jenis Penggunaan dan Bulan di Kabupaten Purbalingga (ribu rupiah), 2021 <i>Outstanding of Rupiahs and Foreign Exchange Credits Provided by Conventional Banks - Private National Banks by Type of Credit Used and Month in Purbalingga Regency (thousand rupiahs), 2021</i> | 488 |
| 9.1.18 | Posisi Pinjaman (Rupiah dan Valuta Asing) yang Diberikan oleh Bank Umum Konvensional - Kantor Cabang Bank Asing menurut Jenis Penggunaan dan Bulan di Kabupaten Purbalingga (ribu rupiah), 2021 <i>Outstanding of Rupiahs and Foreign Exchange Credits Provided by Conventional Banks - Branches of Foreign Bank by Type of Credit Used and Month in Purbalingga Regency (thousand rupiahs), 2021</i> | 490 |
| 9.1.19 | Posisi Pinjaman (Rupiah dan Valuta Asing) yang Diberikan oleh Bank Umum Syariah - Pembangunan Daerah menurut Jenis Penggunaan dan Bulan di Kabupaten Purbalingga (ribu rupiah), 2021 <i>Outstanding of Rupiahs and Foreign Exchange Credits Provided by Sharia-based Banks - Regional Government Banks by Type of Credit Used and Month in Purbalingga Regency (thousand rupiahs), 2021</i> | 492 |
| 9.1.20 | Posisi Pinjaman (Rupiah dan Valuta Asing) yang Diberikan oleh Bank Umum Syariah - Swasta Nasional menurut Jenis Penggunaan dan Bulan di Kabupaten Purbalingga (ribu rupiah), 2021 <i>Outstanding of Rupiahs and Foreign Exchange Credits Provided by Sharia-based Banks - Private National Banks by Type of Credit Used and Month in Purbalingga Regency (thousand rupiahs), 2021</i> | 494 |
| 9.1.21 | Jumlah Rekening dan Nominal Giro Bank Umum Menurut Bulan di Kabupaten Purbalingga (ribu rupiah), 2021 <i>Number of Account and Amount Current Account of Bank by Month in Purbalingga Regency (thousand rupiahs), 2021</i> | 496 |
| 9.1.22 | Jumlah Rekening dan Nominal Tabungan Bank Umum Menurut Bulan di Kabupaten Purbalingga (ribu rupiah), 2021 <i>Number of Accounts and Amount of Saving of Commercial Bank by Month in Purbalingga Regency (thousand rupiahs), 2021</i> | 497 |

| | | |
|--------|--|-----|
| 9.1.23 | Jumlah Rekening dan Nominal Deposito Bank Umum Menurut Bulan di Kabupaten Purbalingga (ribu rupiah), 2021 <i>Number of Accounts and Amount of Time Deposits of Commercial Bank by Month in Purbalingga Regency (thousand rupiahs), 2021</i> | 498 |
| 9.1.24 | Posisi Pinjaman (Rupiah) yang Diberikan oleh Bank Perkreditan Rakyat (BPR) pada Kelompok BPR/BPRS Menurut Jenis Penggunaan dan Bulan di Kabupaten Purbalingga (ribu rupiah), 2021 <i>Outstanding of Rupiahs Credits Provided by Rural Banks by Type of Credit Used and Months in Purbalingga Regency (thousand rupiahs), 2021</i> | 499 |
| 9.1.25 | Jumlah Rekening dan Nominal Tabungan pada BPR Menurut Bulan di Kabupaten Purbalingga (ribu rupiah), 2020 dan 2021 <i>Number of Accounts and Amount of Saving of Rural Banks by Month in Purbalingga Regency (thousand rupiahs), 2020 and 2021</i> | 502 |
| 9.1.26 | Jumlah Rekening dan Nominal Deposito pada BPR Menurut Bulan di Kabupaten Purbalingga (ribu rupiah), 2020 dan 2021 <i>Number of Accounts and Amount of Time Deposits of Rural Banks by Month in Purbalingga Regency (thousand rupiahs), 2020 and 2021</i> | 503 |
| 9.1.27 | Posisi Pinjaman (Rupiah) yang Diberikan oleh Bank Pembiayaan Rakyat Syariah (BPRS) pada Kelompok BPR/BPRS Menurut Jenis Penggunaan dan Bulan di Kabupaten Purbalingga (ribu rupiah), 2021 <i>Outstanding of Rupiahs Credit Provided by Sharia-based Rural Banks by Month in Purbalingga Regency (thousand rupiahs), 2021</i> | 504 |
| 9.1.28 | Jumlah Rekening dan Nominal Tabungan pada BPRS Menurut Bulan di Kabupaten Purbalingga (ribu rupiah), 2020 dan 2021 <i>Number of Accounts and Amount of Saving of Sharia-based Rural Banks by Month in Purbalingga Regency (thousand rupiahs), 2020 and 2021</i> | 506 |
| 9.1.29 | Jumlah Rekening dan Nominal Deposito pada BPRS Menurut Bulan di Kabupaten Purbalingga (ribu rupiah), 2020-2021 <i>Number of Accounts and Amount of Time Deposits of Sharia-based Rural Banks by Month in Purbalingga Regency (thousand rupiahs), 2020 and 2021</i> | 507 |

| | | |
|------------|--|-----|
| 9.1.30 | Jumlah Penyaluran Kredit Gadai Semua Produk dan Pelunasan Pada PT Pegadaian (Persero) se-Kabupaten Purbalingga Menurut Bulan Operasi, 2021 <i>Number of Pawn Lending All Product and Redemption at All Pawnshop of Purbalingga Regency by Operation Month, 2021</i> | 508 |
| 9.2 | KOPERASI | |
| | COOPERATIVE | |
| 9.2.1 | Jumlah Koperasi Aktif Menurut Kecamatan di Kabupaten Purbalingga, 2018–2021 <i>Number of Active Cooperative by Subdistrict in Purbalingga Regency, 2018–2021</i> | 510 |
| 9.2.2 | Jumlah Koperasi Menurut Jenis Koperasi dan Kecamatan di Kabupaten Purbalingga, 2021 <i>Number of Cooperative by Kind of Cooperative and Subdistrict in Purbalingga Regency, 2021</i> | 511 |
| 9.2.3 | Jumlah Koperasi Menurut Badan Hukum dan Kecamatan di Kabupaten Purbalingga, 2021 <i>Number of Cooperatives by Legal Entity and Subdistrict in Purbalingga Regency, 2021</i> | 512 |
| 9.3 | INVESTASI | |
| | INVESTMENT | |
| 9.3.1 | Perkembangan Target dan Realisasi Investasi Penanaman Modal Berdasarkan Sektor Lapangan Usaha di Kabupaten Purbalingga, 2021 <i>Development of Target and Realization of Investment by Industry Purbalingga Regency, 2021</i> | 513 |
| 10. | PENGELUARAN PENDUDUK/POPULATION EXPENDITURE | |
| 10.1 | Rata-rata Pengeluaran per Kapita Sebulan Menurut Kelompok Komoditas di Kabupaten Purbalingga (rupiah), 2020 dan 2021 <i>Monthly Average Expenditure per Capita by Commodity Group in Purbalingga Regency (rupiahs), 2020 and 2021</i> | 521 |
| 10.2 | Persentase Pengeluaran per Kapita Sebulan Menurut Kelompok Komoditas di Kabupaten Purbalingga, 2020 dan 2021 <i>Percentage of Monthly Expenditure per Capita by Commodity Group in Purbalingga Regency, 2020 and 2021</i> | 522 |

| | | |
|------------|---|-----|
| 10.3 | Rata-rata Pengeluaran per Kapita Sebulan Menurut Distribusi Pengeluaran Kriteria Bank Dunia di Kabupaten Purbalingga, 2020 dan 2021 <i>Monthly Average Expenditure Per Capita by Expenditure Distribution of World Bank Criteria in Purbalingga Regency (rupiahs), 2020 and 2021</i> | 523 |
| 10.4 | Persentase Penduduk Menurut Golongan Pengeluaran Per Kapita di Kabupaten Purbalingga, 2020-2021 <i>Percentage of Population by Expenditure Group Per Capita in Purbalingga Regency, 2020-2021</i> | 524 |
| 11. | PERDAGANGAN/TRADE | |
| 11.1 | Jumlah Sarana Perdagangan Menurut Jenisnya di Kabupaten Purbalingga, 2018–2021 <i>Number of Trading Facilities by Type of Facility in Purbalingga Regency, 2018–2021</i> | 532 |
| 11.2 | Jumlah Penerbitan Nomor Induk Berusaha (NIB) Melalui Online Single Submission (OSS) Menurut Bulan di Kabupaten Purbalingga, 2021 <i>Number of Publishing Business Identification Number Through Online Single Submission (OSS) by Month in Purbalingga Regency, 2021</i> | 533 |
| 11.3 | Jumlah Penerbitan Izin Usaha Perdagangan Melalui Online Single Submission (OSS) Menurut Bulan di Kabupaten Purbalingga, 2019-2021 <i>Number of Publishing Trade Business License Through Online Single Submission (OSS) by Month in Purbalingga Regency, 2019-2021</i> | 535 |
| 12. | SISTEM NERACA REGIONAL/SYSTEM OF REGIONAL ACCOUNTS | |
| 12.1. | Produk Domestik Regional Bruto Atas Dasar Harga Berlaku Menurut Lapangan Usaha di Kabupaten Purbalingga (miliar rupiah), 2017–2021 <i>Gross Regional Domestic Product at Current Market Prices by Industry in Purbalingga Regency (billion rupiahs), 2017–2021</i> | 547 |

| | | |
|------|---|-----|
| 12.2 | Produk Domestik Regional Bruto Atas Dasar Harga Konstan 2010 Menurut Lapangan Usaha di Kabupaten Purbalingga (miliar rupiah), 2017–2021 <i>Gross Regional Domestic Product at 2010 Constant Market Prices by Industry in Purbalingga Regency (billion rupiahs), 2017–2021</i> | 549 |
| 12.3 | Distribusi Persentase Produk Domestik Regional Bruto Atas Dasar Harga Berlaku Menurut Lapangan Usaha di Kabupaten Purbalingga, 2017–2021 <i>Percentage Distribution of Gross Regional Domestic Product at Current Market Prices by Industry in Purbalingga Regency, 2017–2021</i> | 551 |
| 12.4 | Laju Pertumbuhan Produk Domestik Regional Bruto Atas Dasar Harga Konstan 2010 Menurut Lapangan Usaha di Kabupaten Purbalingga (persen), 2017-2021 <i>Growth Rate of Gross Regional Domestic Product at 2010 Constant Market Prices by Industry in Purbalingga Regency (percent), 2017–2021</i> | 553 |
| 12.5 | Produk Domestik Regional Bruto Atas Dasar Harga Berlaku Menurut Jenis Pengeluaran di Kabupaten Purbalingga (miliar rupiah), 2017–2021 <i>Gross Regional Domestic Product at Current Market Prices by Type of Expenditure in Purbalingga Regency (billion rupiahs), 2017-2021.....</i> | 555 |
| 12.6 | Produk Domestik Regional Bruto Atas Dasar Harga Konstan 2010 Menurut Jenis Pengeluaran di Kabupaten Purbalingga (miliar rupiah), 2017–2021 <i>Gross Regional Domestic Product at 2010 Constant Market Prices by Type of Expenditure in Purbalingga Regency (billion rupiahs), 2017-2021</i> | 556 |
| 12.7 | Indeks Harga Implisit Produk Domestik Regional Bruto Kabupaten Purbalingga Menurut Lapangan Usaha (persen), 2017-2021 <i>Implicit Price Index of Gross Regional Domestic Product of Purbalingga Regency by Industry (percent), 2017-2021</i> | 557 |
| 12.8 | Laju Harga Implisit Produk Domestik Regional Bruto Kabupaten Purbalingga Menurut Lapangan Usaha (persen), 2017-2021 <i>Implicit Price Rate of Gross Regional Domestic Product of Purbalingga Regency by Industry (percent), 2017-2021</i> | 559 |

| | | |
|------------|---|-----|
| 13. | PERBANDINGAN ANTAR KABUPATEN/ KOTA/ REGENCY/MUNICIPAL COMPARISON | |
| 13.1 | Jumlah Penduduk Menurut Kabupaten/ Kota di Provinsi Jawa Tengah, 2017–2021 <i>Population by Regency/Municipality in Jawa Tengah Province, 2017–2021</i> | 567 |
| 13.2 | Laju Pertumbuhan Produk Domestik Regional Bruto Atas Dasar Harga Konstan 2010 Menurut Kabupaten/ Kota di Provinsi Jawa Tengah (persen), 2017–2021 <i>Rate of Growth of Gross Regional Domestic Products at Constant 2010 Prices by Regency/Municipality in Jawa Tengah Province (percent), 2017–2021</i> | 568 |
| 13.3 | Jumlah Penduduk Miskin Menurut Kabupaten/ Kota di Provinsi Jawa Tengah (ribu), 2017–2021 <i>Number of Poor Population by Regency/Municipality in Jawa Tengah Province (thousand), 2017–2021</i> | 569 |
| 13.4 | Indeks Pembangunan Manusia Menurut Kabupaten/ Kota di Provinsi Jawa Tengah, 2017–2021 <i>Human Development Index by Regency/Municipality in Jawa Tengah Province, 2017–2021</i> | 570 |
| 13.5 | Persentase Penduduk Miskin Menurut Kabupaten/ Kota di Provinsi Jawa Tengah, 2017-2021 <i>Percentage of Poor People by Regency/Municipality in Jawa Tengah Province, 2017-2021</i> | 571 |
| 13.6 | Tingkat Pengangguran Terbuka dan Tingkat Partisipasi Angkatan Kerja (TPAK) Menurut Kabupaten/Kota di Provinsi Jawa Tengah, 2019-2021 <i>Unemployment Rate (UR) and Labour Force Participation Rate (LFPR) by Regency/Municipality in Jawa Tengah Province, 2019-2021</i> | 572 |
| 13.7 | Jumlah Penduduk Berumur 15 Tahun Keatas Menurut Kabupaten/Kota dan Jenis Kegiatan Selama Seminggu yang Lalu di Provinsi Jawa Tengah, 2021 <i>Number of Population Aged 15 Years and Over by Regency/ Municipality and Type of Activity During Previous Week in Jawa Tengah Province, 2021</i> | 573 |

DAFTAR GAMBAR/LIST OF FIGURES

| | Halaman Page |
|---|-----------------|
| 1.1 Luas Wilayah Perkampungan Menurut Kecamatan di Kabupaten Purbalingga, 2021 <i>Total Area of Residential Area by Subdistrict in Purbalingga Regency, 2021</i> | 8 |
| 1.2 Luas Penggunaan Lahan Sawah Menurut Kecamatan di Kabupaten Purbalingga, 2021 <i>Total Land Utilization of Wet Rice Field by Subdistrict in Purbalingga Regency, 2021</i> | 9 |
| 2.1 Jumlah Pegawai Negeri Sipil Menurut Kecamatan dan Jenis Kelamin di Kabupaten Purbalingga, 2021 <i>Number of Civil Servants by Subdistrict and Sex in Purbalingga Regency, 2021</i> | 31 |
| 2.2 Jumlah Anggota Dewan Perwakilan Rakyat Daerah Menurut Partai Politik dan Jenis Kelamin di Kabupaten Purbalingga, 2021 <i>Number of Regional House of Representatives's Members by Political Parties and Sex in Purbalingga Regency, 2021</i> | 32 |
| 3.1 Penduduk Menurut Kecamatan di Kabupaten Purbalingga, 2021 <i>Population by Subdistrict in Purbalingga Regency, 2021</i> | 80 |
| 3.2 Penduduk Menurut Kecamatan dan Jenis Kelamin di Kabupaten Purbalingga, 2021 <i>Population by Subdistrict and Sex in Purbalingga Regency, 2021</i> | 81 |
| 4.1 Jumlah Peserta KB Aktif dengan Metode Suntik Menurut Kecamatan di Kabupaten Purbalingga, 2021 <i>Active Family Planning Acceptor of Injection by Subdistrict in Purbalingga Regency, 2021</i> | 113 |
| 4.2 Jumlah Penduduk Beragama Islam Menurut Kecamatan di Kabupaten Purbalingga, 2021 <i>Population of Islam by Subdistrict in Purbalingga Regency, 2021</i> | 114 |

| | | |
|-----|---|-----|
| 5.1 | Produksi Kelapa Deres Menurut Kecamatan di Kabupaten Purbalingga (ton), 2021 <i>Production of Coconut for Sugar by Subdistrict in Purbalingga Regency (ton), 2021</i> | 260 |
| 5.2 | Populasi Ternak Kambing Menurut Kecamatan di Kabupaten Purbalingga, 2021 <i>Population of Goats by Subdistrict in Purbalingga Regency, 2021</i> | 261 |
| 6.1 | Jumlah Usaha Menengah, Kecil dan Mikro (UMKM) Menurut Kecamatan di Kabupaten Purbalingga, 2021 <i>Number of Establishment (Medium, Small and Micro Industry) by Subdistrict in Purbalingga Regency, 2021</i> | 375 |
| 6.2 | Jumlah Pelanggan Listrik Pada PT. PLN (Persero) Ranting Purbalingga Menurut Bulan, 2021 <i>Number of Electricity Customer and Selling of Electricity by PT. PLN (Persero) Ranting Purbalingga by Month, 2021</i> | 376 |
| 7.1 | Jumlah Rumah Makan/Restoran Menurut Kecamatan di Kabupaten Purbalingga, 2021 <i>Number of Restaurants by Sub District in Purbalingga Regency, 2021</i> .. | 389 |
| 7.2 | Jumlah Wisatawan Domestik dari Obyek Wisata Menurut Bulan di Kabupaten Purbalingga, 2021 <i>Number of Domestic Visitors from Tourist Attraction by Month in Purbalingga Regency, 2021</i> | 390 |
| 8.1 | Panjang Jalan Kabupaten Menurut Kondisi Jalan di Kabupaten Purbalingga (km), 2021 <i>Length of Regency Roads by Road Condition in Purbalingga Regency (km), 2021</i> | 400 |
| 8.2 | Jumlah Kendaraan Bermotor Wajib Uji Berjenis Mobil Barang di Kabupaten Purbalingga, 2021 <i>Number of Motor Vehicles Mandatory Testing of Freight Cars in Purbalingga Regency, 2021</i> | 401 |

| | | |
|------|---|-----|
| 9.1 | Jumlah Koperasi Menurut Badan Hukum dan Kecamatan di Kabupaten Purbalingga, 2021 <i>Number of Cooperatives by Legal Entity and Subdistrict in Purbalingga Regency, 2021</i> | 420 |
| 9.2 | Jumlah Penyaluran Kredit Gadai All Produk dan Pelunasan Pada PT Pegadaian (Persero) se-Kabupaten Purbalingga Menurut Bulan Operasi, 2021 <i>Number of Pawn Lending All Product and Redemption at All Pawnshop of Purbalingga Regency by Operation Month, 2021</i> | 421 |
| 10.1 | Rata-rata Pengeluaran per Kapita Sebulan Menurut Distribusi Pengeluaran Kriteria Bank Dunia di Kabupaten Purbalingga, 2021 <i>Monthly Average Expenditure Per Capita by Expenditure Distribution of World Bank Criteria in Purbalingga Regency, 2021</i> | 519 |
| 10.2 | Rata-rata Pengeluaran per Kapita Untuk Kelompok Komoditas Makanan Sebulan di Kabupaten Purbalingga (rupiah), 2021 <i>Average Expenditure Per Capita for Food Commodity Group Per Month by Type of Commodity in Purbalingga Regency (rupiahs), 2021</i> | 520 |
| 11.1 | Jumlah Penerbitan Nomor Induk Berusaha (NIB) Melalui Online Single Submission (OSS) Menurut Jenis Badan Usaha di Kabupaten Purbalingga, 2021 <i>Number of Publishing Business Identification Number Through Online Single Submission (OSS) by Type of Business in Purbalingga Regency, 2021</i> | 530 |
| 11.2 | Jumlah Penerbitan Nomor Induk Berusaha (NIB) Melalui Online Single Submission (OSS) Menurut Bulan di Kabupaten Purbalingga, 2021 <i>Number of Publishing Business Identification Number Through Online Single Submission (OSS) by Month in Purbalingga Regency, 2021</i> | 531 |
| 12.1 | [Seri 2010] Laju Pertumbuhan Produk Domestik Regional Bruto Kabupaten Purbalingga Atas Dasar Harga Konstan 2010 Menurut Lapangan Usaha (Persen), 2021 ^{xx)} <i>(2010 Version) Growth Rate of Gross Regional Domestic Product of Purbalingga Regency at 2010 Constant Market Price by Industry (Percent), 2021^{xx)}</i> | 545 |

| | | |
|------|--|-----|
| 12.2 | [Seri 2010] Produk Domestik Regional Bruto Kabupaten Purbalingga Atas Dasar Harga Konstan 2010 Menurut Lapangan Usaha (miliar rupiah), 2021 ^{xx} <i>(2010 Version) Gross Regional Domestic Product of Purbalingga Regency at 2010 Constant Market Prices by Industry (billion rupiahs), 2021^{xx})</i> | 546 |
| 13.1 | Jumlah Penduduk Miskin di Eks Karesidenan Banyumas, 2021 <i>Number of Poor Population in Eks Karesidenan Banyumas, 2021</i> | 565 |
| 13.2 | Indeks Pembangunan Manusia di Eks Karesidenan Banyumas, 2021 <i>Human Development Index in Eks Karesidenan Banyumas, 2021</i> | 566 |

<https://purbalinggakab.bps.go.id>

PENJELASAN UMUM/EXPLANATORY NOTES

Tanda-tanda, satuan-satuan, dan lain-lainnya yang digunakan dalam publikasi ini adalah sebagai berikut:

Symbols, measurement units, and acronyms which are used in this publication, are as follows:

1. TANDA-TANDA/SYMBOLS

| | |
|---|-------|
| Data tidak tersedia/Data not available | : ... |
| Tidak ada atau nol /Null or zero | : - |
| Data dapat diabaikan/Data negligible | : 0 |
| Tanda decimal/Decimal point | : , |
| Data tidak dapat ditampilkan/Not applicable | : NA |
| Angka estimasi/Estimated figures | : e |
| Angka diperbaiki/Revised figures | : r |
| Angka sementara/Preliminary figures | : x |
| Angka sangat sementara/Very preliminary figures | : xx |
| Angka sangat sangat sementara/Very very preliminary figures | : xxx |

2. SATUAN/UNITS

| | |
|--|---|
| barel/barrel | : 158,99 liter/litres = 1/6,2898 m ³ |
| hektar (ha)/hectare (ha) | : 10 000 m ² |
| kilometer (km)/kilometres (km) | : 1 000 meter/meters (m) |
| knot/knot | : 1,8523 km/jam (km/hour) |
| kuintal/quintal | : 100 kg |
| KWh | : 1 000 Watt hour |
| MWh | : 1 000 KWh |
| liter (untuk beras)/litre (for rice) | : 0,80 kg |
| MMSCF | : 1/35,3 m ³ |
| metrik ton (m.ton)/metric ton (m. ton) | : 0,98421 long ton = 1 000 kg |
| ons/ounce | : 28,31 gram/grams |
| ton | : 1 000 kg |

Satuan lain: buah, dus, butir, helai/lembar, kaleng, batang, pulsa, ton kilometer (ton-km), jam, menit, persen (%).

Other units: unit, pack, pieces, sheet, tin, pulse, ton-kilometres(ton-km), hour, minute, percent (%).

Perbedaan angka di belakang koma disebabkan oleh pembulatan angka.

The difference in decimal numbers is caused by rounding.

DAFTAR SINGKATAN/ LIST OF ABBREVIATIONS

| | |
|-----------|--|
| MDPL | : Meter di atas permukaan laut |
| SIMPK | : Stasiun Meteorologi Pertanian Khusus |
| t.t | : Tempat tidur |
| BCG | : Bacillus Calmette Guerin |
| DPT | : Difteri, Pertusis, Tetanus |
| TT | : Tetanus Toxoid |
| IOT | : Industri Obat Tradisional/ <i>Traditional Medicine Industry</i> |
| IKOT | : Industri Kecil Obat Tradisional/ <i>Traditional Medicine Small</i> |
| Alkes | : Alat kesehatan/ <i>Health Kits</i> |
| PKRT | : Perbekalan Kesehatan Rumah tangga/ <i>Household Health Logistics</i> |
| Kompl | : Komplemen/ <i>Complement</i> |
| IRTP | : Industri Pangan Produksi Rumah Tangga/ <i>Foods Home Industry</i> |
| PBF | : Pedagang Besar Farmasi/ <i>Pharmacy Whole-seller</i> |
| GFK | : Gudang Farmasi Kab/Kota/Regency/ <i>Municipality Pharmacy Warehouse</i> |
| RB | : Rumah Bersalin/ <i>Delivery House</i> |
| Pustu | : Puskesmas pembantu/ <i>Auxiliary Public Health Center</i> |
| BP | : Balai Pengobatan/ <i>Polyclinic</i> |
| TPS | : Tempat Pembuangan Sementara / <i>landfill</i> |
| Jamkesmas | : Jaminan kesehatan masyarakat miskin/ <i>Poor public health insurance</i> |
| PJKMU | : Program Jaminan Kesehatan Masyarakat Umum |
| SIUP | : Surat Ijin Usaha Perdagangan/ <i>Trading Permission Letter</i> |
| TDP | : Tanda Daftar Perusahaan/ <i>Company Registration Identity</i> |
| API | : Angka Pengenal Importir/ <i>Importer's Identity Number</i> |

Statistik Kunci, 2019–2021 Key Statistics, 2019–2021

| Rincian/Description | Satuan/Unit | 2019 | 2020 | 2021 |
|--|---|-----------|------------------------|-------------------------|
| (1) | (2) | (5) | (6) | (7) |
| SOSIAL/SOCIAL | | | | |
| Penduduk ¹ /Population ¹ | ribu/thousand | 929,40 | 998,56 | 1 007,79 |
| Laju Pertumbuhan Penduduk ¹ /Population Growth ¹ | % | 0,95 | 1,58 | 0,92 |
| Indeks Pembangunan Manusia-IPM ² Human Development Index ² | – | 68,99 | 68,97 | 69,15 |
| Usia Harapan Hidup-e./Life Expectancy | tahun/years | 73,02 | 73,14 | 73,21 |
| Harapan Lama Sekolah/Expected Years of Schooling | tahun/years | 11,98 | 11,99 | 12,00 |
| Rata-rata Lama Sekolah/Mean Years of Schooling | tahun/years | 7,14 | 7,24 | 7,25 |
| Paritas Daya Beli-K Purchasing Power Parity-PPP | ribu rupiah/orang/tahun thousand/person/year | 10 131 | 9 914 | 10 032 |
| Tingkat Partisipasi Angkatan Kerja -TPAK ³ Labour Force Participation Rate-LFPR ³ | % | 67,88 | 69,89 | 69,52 |
| Tingkat Pengangguran Terbuka-TPT ³ Unemployment Rate-UR ³ | % | 4,73 | 6,10 | 6,05 |
| Penduduk Miskin ⁴ /Poor People ⁴ | ribu/thousand | 140,07 | 149,50 | 153,08 |
| Persentase Penduduk Miskin ⁴ Percentage of Poor People ⁴ | % | 15,03 | 15,90 | 16,24 |
| EKONOMI/ECONOMIC | | | | |
| Produk Domestik Bruto (PDB) Harga Berlaku ⁵ Gross Domestic Bruto (GDP) at Current Price ⁵ | milyar rupiah billion rupiahs | 24 917,59 | 25 093,68 ^x | 26 393,81 ^{xx} |
| Laju Pertumbuhan Ekonomi ⁶ /Economic Growth ⁶ | % | 5,65 | - 1,23 ^x | 3,19 ^{xx} |

Catatan/Notes: ¹ 2019-Hasil proyeksi penduduk Indonesia 2010–2035 (pertengahan tahun/Juni)/The result of Indonesia population projection 2010–2035 (mid year/June)

² 2020-Hasil Perapihan Umur dari Data Administratif dan SP2020 (September)/Smoothing Result of Administrative Data and Population Census 2020 (September)

³ 2021-Proyeksi Penduduk Interim 2020-2023/Interim Population Projection 2020-2023

² Sejak tahun 2010, IPM dihitung dengan metode baru. Komponen IPM metode baru adalah angka harapan hidup saat lahir, harapan lama sekolah, rata-rata lama sekolah, dan pengeluaran per kapita/Since 2010, HDI was calculated using new method. New HDI component are life expectancy at birth, expected years of schooling, means years of schooling, and expenditure per capita

³ Kondisi Agustus/Condition at August

³ Menggunakan penimbang hasil proyeksi penduduk tahun 2010–2035/Weighted by the 2010–2035 population projection

⁴ Kondisi Maret/Condition at March

⁵ Mulai tahun 2010 mengadopsi System of National Account 2008 (SNA 2008)/Since 2010 is in line with System of National Account 2008 (SNA 2008)

⁶ Sebelum 2011 menggunakan tahun dasar 2000 (2000=100), mulai 2011 menggunakan tahun dasar 2010 (2010=100)/Before 2011 using 2000 base year (2000=100), since 2011 using 2010 base year (2010=100)

⁶ Mulai 2010 proyeksi penduduk berdasarkan hasil SP2010/Since 2010 population projection based on SP2010

01

BAB/ CHAPTER

GEOGRAFI DAN IKLIM

GEOGRAPHY AND CLIMATE



Keadaan Geografi Kabupaten Purbalingga 2021

Purbalingga Regency Geographic Condition in 2021

Luas Wilayah

Kabupaten Purbalingga

Purbalingga Regency Area

777,64 KM²

Kecamatan

dengan luas terbesar

Subdistrict with the largest area

KECAMATAN REMBANG
Rembang Subdistrict

91,59 KM²

Kecamatan

dengan luas terkecil

Subdistrict with the smallest area

KECAMATAN PURBALINGGA
Purbalingga Subdistrict

14,72 KM²

Kecamatan dengan

jumlah desa terbanyak

District with the largest number of villages

KECAMATAN KEMANOKON & MREBET
Kemanakon and Mrebet Subdistrict

19 DESA /VILLAGES

Sumber/Source:

Peraturan Badan Pusat Statistik Nomor 5 Tahun 2021
Tanggal 30 Desember 2021 tentang Perubahan Atas
Peraturan Badan Pusat Statistik Nomor 1 Tahun 2021
tentang Kode dan Nama Wilayah Kerja Statistik Tahun 2021

PENJELASAN TEKNIS

1. Badan Pusat Statistik (BPS) telah melakukan pendataan Potensi Desa (Podes) sejak tahun 1980. Sejak saat itu, Podes dilaksanakan rutin sebanyak 3 kali dalam kurun waktu sepuluh tahun. Fakta penting terkait ketersediaan infrastruktur dan potensi yang dimiliki oleh setiap wilayah dapat dipantau perkembangannya secara berkala dan terus menerus.
2. Sejak tahun 2008, pendataan Podes mengalami perubahan dengan adanya penambahan kuesioner suplemen kecamatan dan kabupaten/kota. Penambahan kuesioner tersebut bertujuan untuk meningkatkan manfaat data Podes bagi para konsumen data dan pemerintah daerah dalam perencanaan pembangunan wilayah.
3. Metode Pengumpulan Data Pengumpulan data Podes 2021 dilakukan melalui wawancara langsung oleh petugas terlatih dengan narasumber yang relevan. Petugas adalah aparatur ataupun mitra kerja BPS Kabupaten/Kota, sementara narasumber adalah kepala desa/lurah atau narasumber lain yang memiliki pengetahuan terhadap wilayah target pencacahan.

TECHNICAL NOTES

1. *BPS-Statistics Indonesia has been collecting village potential data since 1980. Podes has been regularly implemented 3 (three) times within ten years. Thus, important facts related to the availability of infrastructure and the potential possessed by each region can be monitored regularly and continually.*
2. *Since 2008, Podes data collecting has been changed especially in providing additional information from subdistrict and regency/municipality, using separate questionnaires. The goal of these changes is to provide more benefits for data users and local government in regional development planning.*
3. *Method of Data Collection Data collection of Podes 2021 carried out through direct interviews by trained personnel with relevant respondents. The interviewers are BPS Regency/City personnel or partners, meanwhile, the selected respondents are the village head/lurah head or other respondents who have the knowledge towards the target area of enumeration.*

ULASAN**A. LETAK GEOGRAFI**

Kabupaten Purbalingga termasuk wilayah Provinsi Jawa Tengah bagian barat daya, tepatnya pada posisi: 101011'-109035' Bujur Timur dan 7010'-7029' Lintang Selatan. Batas-batas administratif Kabupaten Purbalingga adalah sebagai berikut:

Sebelah Utara : Kabupaten
Pemalang dan Pekalongan
Sebelah Timur : Kabupaten
Banjarnegara
Sebelah Selatan : Kabupaten
Banjarnegara dan Banyumas
Sebelah Barat : Kabupaten
Banyumas

Jarak dari Purbalingga ke beberapa kota sekitarnya:

Semarang : 191 km
Purwokerto : 20 km
Cilacap : 60 km
Banjarnegara : 45 km
Wonosobo : 75 km

B. LUAS WILAYAH

Wilayah Kabupaten Purbalingga 77.764 ha atau sekitar 2,39 persen dari luas wilayah provinsi Jawa Tengah (3.254 ribu ha).

Adapun rincian luas per Kecamatan sebagai berikut:

| | | |
|-------------|---|----------|
| Kemangkon | = | 4.513 ha |
| Bukateja | = | 4.240 ha |
| Kejobong | = | 3.999 ha |
| Pengadegan | = | 4.175 ha |
| Kaligondang | = | 5.054 ha |
| Purbalingga | = | 1.472 ha |
| Kalimanah | = | 2.251 ha |

DESCRIPTION**A. GEOGRAPHY POSITION**

Purbalingga Regency including part of Central Java Province southwest, precisely at the position: 101011'-109035' east longitude and 7010'-7029' South Latitude. Administrative boundaries of Purbalingga Regency as follows:

North : Pemalang and Pekalongan Regency

East : Banjarnegara Regency

South : Banjarnegara and Banyumas Regency

West : Banyumas Regency

Distance from Purbalingga to several surrounding municipalities:

Semarang : 191 km

Purwokerto : 20 km

Cilacap : 60 km

Banjarnegara : 45 km

Wonosobo : 75 km

B. AREA

Purbalingga Regency area 77.764 ha, or about 2,39 percent from Central Java Province area (3.254 thousand ha).

Subdistrict's comprehensive details as follows:

Kemangkon = 4.513 ha

Bukateja = 4.240 ha

Kejobong = 3.999 ha

Pengadegan = 4.175 ha

Kaligondang = 5.054 ha

Purbalingga = 1.472 ha

Kalimanah = 2.251 ha

Padamara = 1.727 ha

| | | |
|--------------|---|----------|
| Mrebet | = | 4.789 ha |
| Bobotsari | = | 3.228 ha |
| Karangreja | = | 7.449 ha |
| Karangjambu | = | 4.609 ha |
| Karanganyar | = | 3.055 ha |
| Kertanegara | = | 3.802 ha |
| Karangmoncol | = | 6.027 ha |
| Rembang | = | 9.159 ha |

Dari 18 Kecamatan, yang terluas adalah Kecamatan Rembang yaitu 9.159 ha. Urutan kedua Kecamatan Karangreja dengan luas 7.449 ha, sedangkan urutan ketiga Kecamatan Karangmoncol yaitu 6.027 ha.

Tiga Kecamatan dengan luas terkecil adalah Kecamatan Purbalingga, Padamara dan Kalimanah dengan luas masing-masing 1.472 ha, 1.727 ha dan 2.251 ha.

C. TOPOGRAFI

Wilayah Kabupaten Purbalingga mempunyai topografi yang beranekaragam, meliputi dataran tinggi/ perbukitan dan dataran rendah.

Adapun pembagian bentang alamnya adalah sebagai berikut:

>> Bagian Utara, merupakan daerah dataran tinggi yang berbukit-bukit dengan kelerengan lebih dari 40 persen, meliputi Kecamatan Karangreja, Karangjambu, Bobotsari, Karanganyar, Kertanegara, Rembang, sebagian wilayah Kecamatan Kutasari, Bojongsari dan Mrebet.

>> Bagian Selatan, merupakan daerah yang relatif rendah dengan nilai faktor kemiringan berada antara 0 persen sampai dengan 25

| | | |
|--------------|---|----------|
| Kutasari | = | 5.290 ha |
| Bojongsari | = | 2.925 ha |
| Mrebet | = | 4.789 ha |
| Bobotsari | = | 3.228 ha |
| Karangreja | = | 7.449 ha |
| Karangjambu | = | 4.609 ha |
| Karanganyar | = | 3.055 ha |
| Kertanegara | = | 3.802 ha |
| Karangmoncol | = | 6.027 ha |
| Rembang | = | 9.159 ha |

The widest area is Rembang Subdistrict approximately 9.159 ha. Runner is Karangreja Subdistrict approximately 7.449 ha, while third is Karangmoncol Subdistrict approximately 6.027 ha.

The three smallest Subdistricts are Purbalingga Subdistrict, Padamara and Kalimanah with each measuring 1.472 ha, 1.727 ha and 2.251 ha.

C. TOPOGRAPHY

Purbalingga regency has diverse topography, including the highlands/ hills and lowlands.

The landscapes division as follows:

>> *Nort area, a plateau region is hilly with more than 40 percent of slopes, covering Karangreja Subdistrict, Karangjambu, Bobotsari, Karanganyar, Kertanegara, Rembang, most of Kutasari Subdistrict, Bojongsari and Mrebet.*

>> *South area, an area that relatively low with the slope factor value is between 0 to 25 percent include Kalimanah Subdistrict, Padamara,*

persen meliputi wilayah Kecamatan Kalimanah, Padamara, Purbalingga, Kemangkon, Bukateja, Kejombang, Pengadegan. Sebagian Wilayah Kecamatan Kutasari, Bojongsari dan Mrebet.

D. KETINGGIAN DAN JENIS TANAH

Menurut Klasifikasi ketinggian, Kabupaten Purbalingga hanya menempati lima kelas dengan klasifikasi sebagai berikut: 15–25 m (0,56 %), 25–100 m (27,02 %), 100–500 (44,13 %), 500–1000 m (23,05 %), diatas 1000 m (5,24 %).

Jenis tanah di Kabupaten Purbalingga sebagian besar di dominasi oleh tanah latosol coklat dan regosol, tanah aluvial dan grumusol kelabu berdasarkan data dari Pusat Penelitian Tanah Bogor Tahun 1969. Persentase jenis tanah dan luasannya adalah latosol coklat dan regosol 19,22 %, aluvial coklat tua 17,79 %, latosol coklat dari bahan induk vulkanik 10,92 %, latosol merah kuning 5,78 %, latosol coklat tua 8,02 %, andosol coklat 7,28 %, litosol 0,74 %, padmolik merah-kuning 12,92 %, grumusol kelabu 17,33 %.

E. HIDROLOGI

Kondisi Hidrologi suatu daerah sangat dipengaruhi oleh kondisi iklim terutama curah hujan, jenis tanah dan batuan yang ada serta topografi. Jenis tanah ini akan berpengaruh kepada kemampuan tanah untuk menyimpan (storage) dan meloloskan air (porositas tanah).

Purbalingga, Kemangkon, Bukateja, Kejombang, Pengadegan. Most of Kutasari Subdistrict, Bojongsari and Mrebet

D. ALTITUDE AND TYPE OF SOIL

According to the classification of altitude, Purbalingga only occupies five classes with the following classifications: 15-25 m (0.56%), of 25-100 m (27,02%), 100-500 (44,13%), 500-1000 m (23,05%), above 1000 m (5,24%).

Type of soil in Purbalingga Regency largely dominated by brown latosol and regosol soil, alluvial soil and gray grumusol based on data from Bogor Land Research Center 1969. Percentage of soil type and its range is brown and regosol latosol 19,22%, 17,79% alluvial dark brown, brown latosol from volcanic parent material of 10,92%, 5,78% latosol yellow red, dark brown latosol 8,02%, brown andosol 7,28%, 0,74% litosol, red-yellow padmolik 12,92%, 17,33% grumusol gray.

F. HYDROLOGY

Hydrology conditions of a region is strongly influenced by climatic conditions, especially rainfall, type of soil and rock that exist and topography. Type of soil will affect soil's ability to store (storage) and pass water (soil porosity).

River in Purbalingga Regency consists of two streams, rivers that

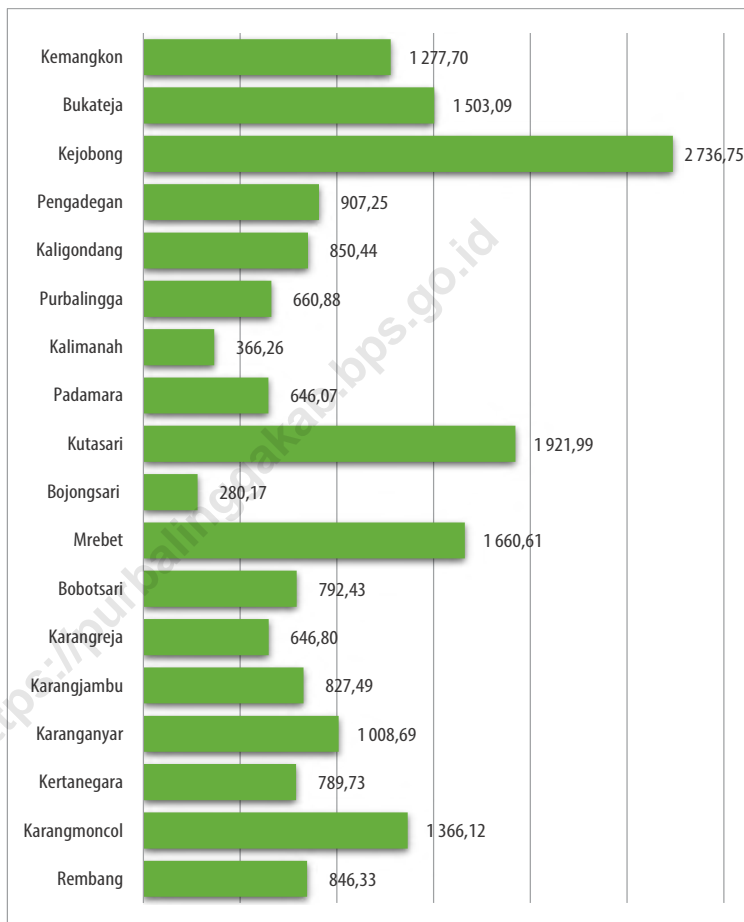
Sungai di Kabupaten Purbalingga terdiri dari dua aliran. Sungai yang mengalir melewati Kabupaten Purbalingga dan sekitarnya yaitu Sungai Pekacangan, Serayu dan Klawing serta sungai yang mengalir di Kabupaten Purbalingga saja yaitu Ponggawa, Gemuruh, Kajar, Lembereng, Tlahab, Soso, Lebak, Tuntung Gunung, Laban, Kuning, Wotan, Ginyung, Tamba dan Sungai Muli.

flowed through Purbalingga Regency and surrounding are Pekacangan River, Serayu and Klawing rivers and rivers just flowing in Purbalingga Regency are Ponggawa River, Thunderous River, Kajar River, Lembereng River, Tlahab River, Soso River, Lebak River, Tuntung Mountains River, Laban River, Yellow River, Wotan River, Ginyung River, Tamba River and Muli River.

<https://purbalinggakab.bps.go.id>

Gambar
Figures 1.1

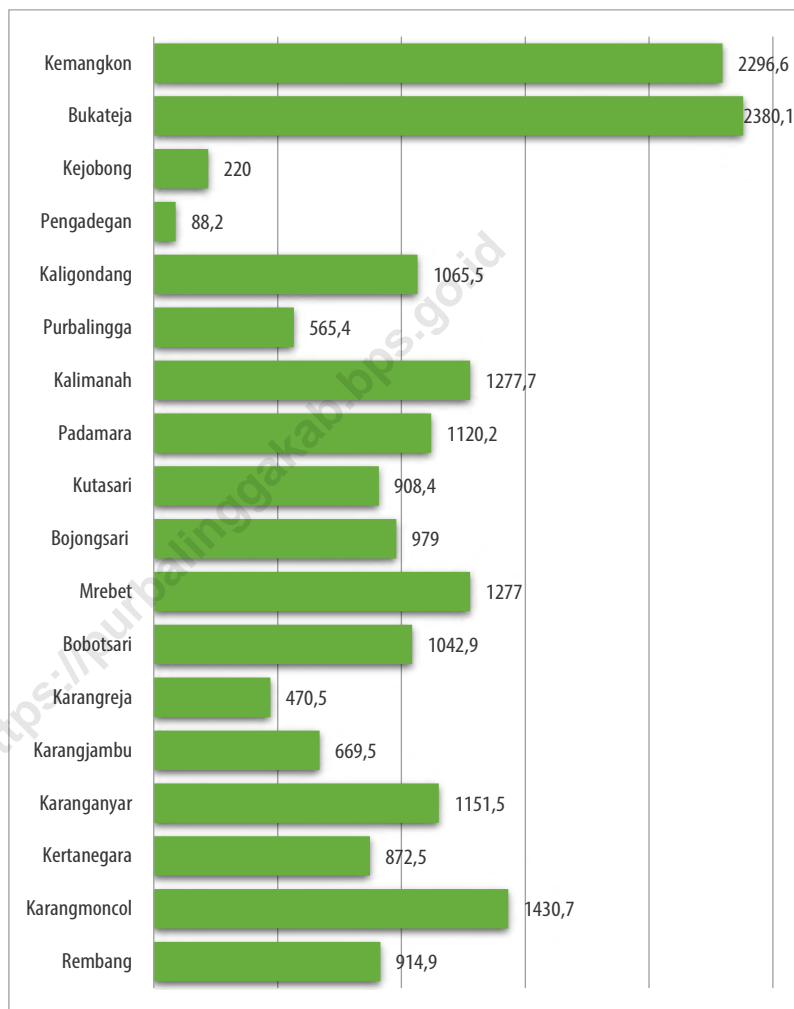
Luas Wilayah Perkampungan Menurut Kecamatan di Kabupaten Purbalingga, 2021
Total Area of Residential Area by Subdistrict in Purbalingga Regency, 2021



Sumber/Source : Kantor Pertanahan Kabupaten Purbalingga/ Land Office of Purbalingga Regency

Gambar 1.2
Figures

Luas Penggunaan Lahan Sawah Menurut Kecamatan di Kabupaten Purbalingga, 2021
Total Land Utilization of Wet Rice Field by Subdistrict in Purbalingga Regency, 2021



Sumber/Source : Kantor Pertanahan Kabupaten Purbalingga/ Land Office of Purbalingga Regency

1.1 KEADAAN GEOGRAFI GEOGRAPHY CONDITION

Tabel 1.1.1 **Luas Daerah dan Jumlah Pulau Menurut Kecamatan di Kabupaten Purbalingga, 2021**
Table 1.1.1 **Total Area and Number of Islands by Subdistrict in Purbalingga Regency, 2021**

| Kecamatan Subdistrict | Ibukota Kecamatan Capital of Subdistrict | Luas (km ²) Total Area (square/sq,km) |
|--------------------------|---|---|
| (1) | (2) | (3) |
| Kemangkong | Panican | 45,13 |
| Bukateja | Bukateja | 42,40 |
| Kejobong | Kejobong | 39,99 |
| Pengadegan | Pengadegan | 41,75 |
| Kaligondang | Kaligondang | 50,54 |
| Purbalingga | Kelurahan Penambongan | 14,72 |
| Kalimanah | Selabaya | 22,51 |
| Padamara | Padamara | 17,27 |
| Kutasari | Kutasari | 52,90 |
| Bojongsari | Bojongsari | 29,25 |
| Mrebet | Mangunegara | 47,89 |
| Bobotsari | Bobotsari | 32,28 |
| Karangreja | Karangreja | 74,49 |
| Karangjambu | Karangjambu | 46,09 |
| Karanganyar | Karanganyar | 30,55 |
| Kertanegara | Kertanegara | 38,02 |
| Karangmoncol | Pekiringan | 60,27 |
| Rembang | Bantarbarang | 91,59 |
| Purbalingga | Purbalingga | 777,64 |

Lanjutan Tabel/*Continued Table 1.1.1*

| Kecamatan <i>Subdistrict</i> | Persentase terhadap Luas Kabupaten <i>Percentage to Regency's Area</i> | Jumlah Pulau <i>Number of Islands</i> |
|---------------------------------|---|--|
| (1) | (4) | (5) |
| Kemangkon | 5,80 | - |
| Bukateja | 5,45 | - |
| Kejobong | 5,14 | - |
| Pengadegan | 5,37 | - |
| Kaligondang | 6,50 | - |
| Purbalingga | 1,89 | - |
| Kalimanah | 2,89 | - |
| Padamara | 2,22 | - |
| Kutasari | 6,80 | - |
| Bojongsari | 3,76 | - |
| Mrebet | 6,16 | - |
| Bobotsari | 4,15 | - |
| Karangreja | 9,58 | - |
| Karangjambu | 5,93 | - |
| Karanganyar | 3,93 | - |
| Kertanegara | 4,89 | - |
| Karangmoncol | 7,75 | - |
| Rembang | 11,78 | - |
| Purbalingga | 100,00 | - |

Catatan/*Note*: 1. Berdasarkan Peraturan Menteri Dalam Negeri Nomor 137 Tahun 2017 tanggal 29 Desember 2017/
Based on Minister of Home Affairs Regulation Number 137/2017, December 29, 2017

2. Berdasarkan informasi Kementerian Dalam Negeri Tahun 2019/
Based on information from Ministry of Home Affairs, 2019

Sumber/*Source*: Kementerian Dalam Negeri/*Ministry of Home Affairs*

Tabel 1.1.2 **Tinggi Wilayah dan Jarak ke Ibukota Menurut Kecamatan di Kabupaten Purbalingga, 2021**
Altitude and Distance to the Capital by Subdistrict in Purbalingga Regency, 2021

| Kecamatan Subdistrict | Tinggi Wilayah (mdpl) Altitude (m a.s.l) | Jarak ke Ibukota Distance to the Capital |
|--------------------------|---|---|
| (1) | (2) | (3) |
| Kemangkön | 40 | 8,40 |
| Bukateja | 46 | 10,70 |
| Kejobong | 157 | 18,70 |
| Pengadegan | 120 | 13,30 |
| Kaligondang | 41 | 5,90 |
| Purbalingga | 44 | 2,10 |
| Kalimanah | 52 | 3,60 |
| Padamara | 108 | 5,10 |
| Kutasari | 182 | 6,40 |
| Bojongsari | 145 | 4,50 |
| Mrebet | 135 | 6,70 |
| Bobotsari | 169 | 10,40 |
| Karangreja | 746 | 21,70 |
| Karangjambu | 692 | 30,60 |
| Karanganyar | 152 | 15,40 |
| Kertanegara | 110 | 18,70 |
| Karangmoncol | 110 | 23,70 |
| Rembang | 146 | 24,90 |

Sumber/Source: BPS Kabupaten Purbalingga/ BPS-Statistics of Purbalingga Regency

Tabel
Table 1.1.3

Luas Wilayah Menurut Kecamatan dan Penggunaan Lahan di Kabupaten Purbalingga (hektar), 2021
Total Area by Subdistrict and Land Utilization in Purbalingga Regency (hectare), 2021

| Kecamatan Subdistrict | Penggunaan Lahan Land Utilization | | | |
|--------------------------|--------------------------------------|----------------------------------|----------------------------|----------------------|
| | Sawah Wet Land | Perkampungan Residential Area | Kebun Campur Garden Mix | Tegalan Dry Field |
| (1) | (2) | (3) | (4) | (5) |
| Kemangkon | 2 295,90 | 1 277,70 | - | 658,88 |
| Bukateja | 1 946,52 | 1 503,09 | - | 477,64 |
| Kejobong | 726,17 | 2 736,75 | - | 628,94 |
| Pengadegan | 9,05 | 907,25 | 324,50 | 2 870,31 |
| Kaligondang | 1 008,21 | 850,44 | 400,00 | 2 535,63 |
| Purbalingga | 662,61 | 660,88 | - | - |
| Kalimanah | 1 723,68 | 366,26 | - | - |
| Padamara | 1 022,32 | 646,07 | - | - |
| Kutasari | 1 522,95 | 1 921,99 | 600,00 | 451,81 |
| Bojongsari | 1 231,57 | 280,17 | 274,50 | 324,50 |
| Mrebet | 1 591,22 | 1 660,61 | 372,00 | 685,08 |
| Bobotsari | 1 260,33 | 792,43 | - | 412,06 |
| Karangreja | 647,31 | 646,80 | 406,68 | 2 777,24 |
| Karangjambu | 635,53 | 827,49 | - | 2 140,88 |
| Karanganyar | 1 234,26 | 1 008,69 | - | 624,45 |
| Kertanegara | 1 150,27 | 789,73 | - | 531,74 |
| Karangmoncol | 1 597,65 | 1 366,12 | 339,50 | 882,82 |
| Rembang | 2 600,34 | 846,33 | 1 815,17 | 1 342,07 |
| Purbalingga | 22 865,89 | 19 088,80 | 4 532,35 | 17 344,05 |

Lanjutan Tabel/Continued Table 1.1.3

| Kecamatan Subdistrict | Penggunaan Lahan (ha) Land Utilization (hectare) | | | |
|--------------------------|---|----------------------|------------------|---------------------|
| | Perkebunan Plantation | Perikanan Fishery | Hutan Forest | Lain-lain Others |
| (1) | (6) | (7) | (8) | (9) |
| Kemangkon | - | 8,66 | - | 274,12 |
| Bukateja | - | 16,83 | - | 298,04 |
| Kejobong | - | - | - | 208,68 |
| Pengadegan | - | - | - | 64,56 |
| Kaligondang | - | 0,84 | - | 260,28 |
| Purbalingga | - | 7,80 | - | 143,99 |
| Kalimanah | - | 9,41 | - | 154,05 |
| Padamara | - | - | - | 59,80 |
| Kutasari | - | 4,06 | 543,20 | 247,65 |
| Bojongsari | - | 4,70 | 740,00 | 71,39 |
| Mrebet | - | 9,73 | 238,50 | 233,54 |
| Bobotsari | - | 12,39 | 623,00 | 129,97 |
| Karangreja | 16,42 | 3,99 | 1 750,20 | 212,48 |
| Karangjambu | - | - | 1 833,96 | 184,33 |
| Karanganyar | - | 4,57 | 435,30 | 153,53 |
| Kertanegara | - | 4,00 | 731,70 | 171,45 |
| Karangmoncol | - | 6,98 | 1 465,00 | 371,66 |
| Rembang | - | 1,50 | 2 967,16 | 276,47 |
| Purbalingga | 16,42 | 95,46 | 11 328,02 | 3 515,99 |

Sumber/Source: Kantor Pertanahan Kabupaten Purbalingga/ Land Office of Purbalingga Regency

Tabel
Table 1.1.4

Luas Wilayah Menurut Status Tanah di Kabupaten Purbalingga, 2020 dan 2021
Total Area by Land Status in Purbalingga Regency, 2020 and 2021

| Status Tanah <i>Land Status</i> | 2020 | | 2021 | |
|--|--|---------------------------------|--|---------------------------------|
| | Luas (ha) <i>Total Area (hectare)</i> | Persentase <i>Percentage</i> | Luas (ha) <i>Total Area (hectare)</i> | Persentase <i>Percentage</i> |
| (1) | (2) | (3) | (4) | (5) |
| Luas Tanah Belum Bersertifikat <i>Total Area Unuse Rights Certificate</i> | 25 742 | 33,10 | 26 193,00 | 33,68 |
| Luas Tanah Sudah Bersertifikat <i>Total Area Use Rights Certificate</i> | 52 023 | 66,90 | 51 571,00 | 66,32 |
| terdiri dari/ <i>Consists of:</i> | | | | |
| Hak Milik/ <i>Freehold Title</i> | 47 102 | 60,57 | 48 701,00 | 62,63 |
| Hak Guna Bangunan/ <i>Building Rights Title</i> | 254 | 0,33 | 217,00 | 0,28 |
| Hak Pakai <i>Rights to Use Title</i> | 1 901 | 2,44 | 2 615,00 | 3,36 |
| Hak Guna Usaha <i>Cultivation Right on Land</i> | - | - | 0,51 | - |
| Hak Wakaf <i>Wakaf Right on Land</i> | 23 | 0,03 | 30,00 | 0,04 |
| Hak Pengelolaan <i>Right of Ownership</i> | 5 | 0,01 | 5,00 | 0,01 |
| Purbalingga | 77 764 | 100,00 | 77 764,00 | 100,00 |

Sumber/*Source:* Kantor Pertanahan Kabupaten Purbalingga/ *Land Office of Purbalingga Regency*

Tabel 1.1.5 Luas Penggunaan Lahan Menurut Kecamatan di Kabupaten Purbalingga (hektar), 2021
Area by Subdistrict and Land Utilization in Purbalingga Regency (hectare), 2021

| Kecamatan Subdistrict | Penggunaan Lahan Land Utilization | | | Jumlah Total |
|--------------------------|--------------------------------------|--|--|------------------|
| | Lahan Sawah Wet Land | Pertanian Bukan Sawah Non Wet Land | Bukan Lahan Pertanian Non Agricultural Land | |
| (1) | (2) | (3) | (4) | (5) |
| Kemangkong | 2 296,60 | 471,90 | 1 744,50 | 4 513,00 |
| Bukateja | 2 380,10 | 226,00 | 1 633,90 | 4 240,00 |
| Kejobong | 220,00 | 1 875,00 | 1 904,00 | 3 999,00 |
| Pengadegan | 88,20 | 2 565,30 | 1 521,50 | 4 175,00 |
| Kaligondang | 1 065,50 | 3 813,50 | 175,00 | 5 054,00 |
| Purbalingga | 565,40 | 66,50 | 840,10 | 1 472,00 |
| Kalimanah | 1 277,70 | 3,00 | 970,30 | 2 251,00 |
| Padamara | 1 120,20 | 67,50 | 539,30 | 1 727,00 |
| Kutasari | 908,40 | 3 238,00 | 1 143,60 | 5 290,00 |
| Bojongsari | 979,00 | 1 595,00 | 351,00 | 2 925,00 |
| Mrebet | 1 277,00 | 1 894,90 | 1 617,10 | 4 789,00 |
| Bobotsari | 1 042,90 | 1 588,30 | 596,80 | 3 228,00 |
| Karangreja | 470,50 | 5 515,50 | 1 463,00 | 7 449,00 |
| Karangjambu | 669,50 | 3 256,50 | 683,00 | 4 609,00 |
| Karanganyar | 1 151,50 | 1 189,50 | 714,00 | 3 055,00 |
| Kertanegara | 872,50 | 1 633,30 | 1 296,20 | 3 802,00 |
| Karangmoncol | 1 430,70 | 3 254,30 | 1 342,00 | 6 027,00 |
| Rembang | 914,90 | 7 275,10 | 969,00 | 9 159,00 |
| Purbalingga | 18 730,60 | 39 529,10 | 19 504,30 | 77 764,00 |

Sumber/Source: Dinas Pertanian Kabupaten Purbalingga/ Agriculture Department of Purbalingga Regency

Tabel
Table 1.1.6

Luas Penggunaan Lahan Sawah Menurut Kecamatan di Kabupaten Purbalingga (hektar), 2021
Wet Land Area by Subdistrict in Purbalingga Regency (hectare), 2021

| Kecamatan Subdistrict | Realisasi Dalam Satu Tahun Realization at One Year | | |
|--------------------------|---|-------------------|------------------------|
| | Ditanami Padi Planted with Rice | | |
| | Satu kali Once | Dua kali Twice | ≥ Tiga kali ≥ Three |
| (1) | (2) | (3) | (4) |
| Kemangkon | 86,60 | 2 210,00 | - |
| Bukateja | - | 1 900,00 | - |
| Kejobong | 5,00 | 215,00 | - |
| Pengadegan | 10,20 | 13,00 | - |
| Kaligondang | - | 1 065,50 | - |
| Purbalingga | - | 555,40 | 10,00 |
| Kalimanah | 11,00 | 1 166,20 | 49,00 |
| Padamara | 58,40 | 400,20 | 661,60 |
| Kutasari | 107,00 | 582,80 | 218,60 |
| Bojongsari | 84,80 | 743,70 | 150,50 |
| Mrebet | 329,00 | 495,00 | 98,00 |
| Bobotsari | 39,30 | 832,20 | 37,60 |
| Karangreja | 176,50 | 89,00 | 47,00 |
| Karangjambu | 188,30 | 481,20 | - |
| Karanganyar | 5,20 | 819,90 | 319,50 |
| Kertanegara | - | 854,50 | 18,00 |
| Karangmoncol | 23,00 | 1 362,00 | 4,70 |
| Rembang | 914,90 | - | - |
| Purbalingga | 2 039,20 | 13 785,60 | 1 614,50 |

Lanjutan Tabel/Continued Table 1.1.6

| Kecamatan Subdistrict | Realisasi Dalam Satu Tahun Realization at One Year | | Jumlah Total |
|--------------------------|---|---|------------------|
| | Tidak Ditanami Padi Not Planted with Rice | | |
| | Ditanami Tanaman Lainnya Planted Others | Tidak Ditanami Apapun Not Planted | |
| (1) | (5) | (6) | (7) |
| Kemangkon | - | - | 2 296,60 |
| Bukateja | 480,10 | - | 2 380,10 |
| Kejobong | - | - | 220,00 |
| Pengadegan | 65,00 | - | 88,20 |
| Kaligondang | - | - | 1 065,50 |
| Purbalingga | - | - | 565,40 |
| Kalimanah | 51,50 | - | 1 277,70 |
| Padamara | - | - | 1 120,20 |
| Kutasari | - | - | 908,40 |
| Bojongsari | - | - | 979,00 |
| Mrebet | 355,00 | - | 1 277,00 |
| Bobotsari | 133,80 | - | 1 042,90 |
| Karangreja | 156,00 | 2,00 | 470,50 |
| Karangjambu | - | - | 669,50 |
| Karanganyar | 6,70 | 0,20 | 1 151,50 |
| Kertanegara | - | - | 872,50 |
| Karangmoncol | 41,00 | - | 1 430,70 |
| Rembang | - | - | 914,90 |
| Purbalingga | 1 289,10 | 2,20 | 18 730,60 |

Sumber/Source: Dinas Pertanian Kabupaten Purbalingga/ Agriculture Department of Purbalingga Regency

Tabel
Table 1.1.7

Luas Penggunaan Lahan Pertanian Bukan Sawah Menurut Kecamatan di Kabupaten Purbalingga (hektar), 2021
Non Wet Land Area in Purbalingga Regency (hectare), 2021

| Kecamatan Subdistrict | Tegal/Kebun Dryland/ Garden | Ladang/ Huma Dryland for Crop Cultivation | Perkebunan Estate | Hutan Rakyat Public Forest | Padang Rumput Meadows |
|--------------------------|-----------------------------------|--|----------------------|-------------------------------|-----------------------------|
| (1) | (2) | (3) | (4) | (5) | (6) |
| Kemangkön | 462,00 | - | - | 5,00 | - |
| Bukateja | 210,00 | - | - | - | - |
| Kejobong | 789,00 | - | 533,00 | 550,00 | - |
| Pengadegan | 1 162,00 | - | 508,00 | 892,00 | - |
| Kaligondang | 2 650,00 | - | 1 159,50 | - | - |
| Purbalingga | 59,80 | - | - | - | - |
| Kalimanah | - | - | - | - | - |
| Padamara | 42,30 | - | - | - | - |
| Kutasari | 844,20 | - | 142,60 | 1 352,50 | - |
| Bojongsari | 117,00 | - | 26,00 | 12,50 | - |
| Mrebet | 1 582,00 | - | - | 24,00 | - |
| Bobotsari | 726,00 | - | - | - | - |
| Karangreja | 1 905,00 | - | 160,00 | 865,00 | - |
| Karangjambu | 109,00 | - | 204,00 | 100,50 | - |
| Karanganyar | 199,00 | - | 115,00 | 625,00 | - |
| Kertanegara | 1 092,80 | - | - | - | - |
| Karangmoncol | 165,00 | - | - | 662,80 | - |
| Rembang | 103,70 | - | 2 082,40 | 1 569,10 | - |
| Purbalingga | 12 218,80 | - | 4 930,50 | 6 658,40 | - |

Lanjutan Tabel/Continued Table 1.1.7

| Kecamatan Subdistrict | Hutan Negara State Forest | Sementara Tidak Diusahakan Temporary Fallow Land | Lainnya (Tambak, Kolam, Empang) Brackish Waterpond, Pool, Ponds | Jumlah Total |
|--------------------------|------------------------------|---|--|------------------|
| (1) | (7) | (8) | (9) | (10) |
| Kemangkon | - | - | 4,90 | 471,90 |
| Bukateja | - | - | 16,00 | 226,00 |
| Kejobong | - | - | 3,00 | 1 875,00 |
| Pengadegan | - | - | 3,30 | 2 565,30 |
| Kaligondang | - | - | 4,00 | 3 813,50 |
| Purbalingga | - | - | 6,70 | 66,50 |
| Kalimanah | - | - | 3,00 | 3,00 |
| Padamara | - | - | 25,20 | 67,50 |
| Kutasari | 650,70 | - | 248,00 | 3 238,00 |
| Bojongsari | 1 430,30 | - | 9,20 | 1 595,00 |
| Mrebet | 261,40 | - | 27,50 | 1 894,90 |
| Bobotsari | 839,30 | - | 23,00 | 1 588,30 |
| Karangreja | 2 166,50 | - | 419,00 | 5 515,50 |
| Karangjambu | 2 841,00 | - | 2,00 | 3 256,50 |
| Karanganyar | 77,50 | - | 173,00 | 1 189,50 |
| Kertanegara | 140,80 | - | 399,70 | 1 633,30 |
| Karangmoncol | 2 386,20 | - | 40,30 | 3 254,30 |
| Rembang | 3 518,20 | - | 1,70 | 7 275,10 |
| Purbalingga | 14 311,90 | - | 1 409,50 | 39 529,10 |

Sumber/Source: Dinas Pertanian Kabupaten Purbalingga/ Agriculture Department of Purbalingga Regency

1.2 KEADAAN IKLIM CLIMATE CONDITION

Tabel 1.2.1 **Jumlah Hari Hujan Menurut Stasiun di Kabupaten Purbalingga (hari), 2017-2021**
Table 1.2.1 **Number of Raindays by Station in Purbalingga Regency (days), 2017-2021**

| Stasiun Station | 2017 | 2018 | 2019 | 2020 | 2021 |
|--------------------|------------|-----------|-----------|------------|------------|
| (1) | (2) | (3) | (4) | (5) | (6) |
| Purbalingga | ... | ... | ... | ... | ... |
| Bukateja | ... | ... | ... | ... | ... |
| Talagening | ... | ... | ... | ... | ... |
| Bobotsari | ... | ... | ... | ... | ... |
| Serang | ... | ... | ... | ... | ... |
| Karangkemiri | ... | ... | ... | ... | ... |
| Kejobong | ... | ... | ... | ... | ... |
| Karangreja | ... | ... | ... | ... | ... |
| Bojongsari | ... | ... | ... | ... | ... |
| Karanganyar | ... | ... | ... | ... | ... |
| Karangmoncol | 152 | 60 | 90 | 196 | 161 |
| Purbalingga | 152 | 60 | 90 | 196 | 161 |

Sumber/Source: Kantor Perum Perhutani (KPH) Banyumas Timur/ Forestry Affairs Office of East Banyumas

Tabel
Table 1.2.2

**Jumlah Hari Hujan Menurut Stasiun dan Bulan di
Kabupaten Purbalingga (hari), 2021**
**Numbers of Raindays by Station and Month in Purbalingga
Regency (days), 2021**

| Stasiun Station | Jan Jan | Peb Feb | Mar Mar | Apr Apr | Mei May | Juni June | Juli July |
|--------------------|------------|------------|------------|------------|------------|--------------|--------------|
| (1) | (2) | (3) | (4) | (5) | (6) | (7) | (8) |
| Purbalingga | ... | ... | ... | ... | ... | ... | ... |
| Bukateja | ... | ... | ... | ... | ... | ... | ... |
| Talagening | ... | ... | ... | ... | ... | ... | ... |
| Bobotsari | ... | ... | ... | ... | ... | ... | ... |
| Serang | ... | ... | ... | ... | ... | ... | ... |
| Karangkemiri | ... | ... | ... | ... | ... | ... | ... |
| Kejobong | ... | ... | ... | ... | ... | ... | ... |
| Karangreja | ... | ... | ... | ... | ... | ... | ... |
| Bojongsari | ... | ... | ... | ... | ... | ... | ... |
| Karanganyar | ... | ... | ... | ... | ... | ... | ... |
| Karangmoncol | 18 | 17 | 17 | 7 | 7 | 16 | 8 |
| Purbalingga | 18 | 17 | 17 | 7 | 7 | 16 | 8 |

Lanjutan Tabel/*Continued Table 1.2.2*

| Stasiun Station | Agustus/ August | September/ September | Oktober/ October | November/ November | Desember/ December | Jumlah/ Total |
|--------------------|--------------------|-------------------------|---------------------|-----------------------|-----------------------|------------------|
| (1) | (9) | (10) | (11) | (12) | (13) | (14) |
| Purbalingga | ... | ... | ... | ... | ... | ... |
| Bukateja | ... | ... | ... | ... | ... | ... |
| Talagening | ... | ... | ... | ... | ... | ... |
| Bobotsari | ... | ... | ... | ... | ... | R |
| Serang | ... | ... | ... | ... | ... | R |
| Karangkemiri | ... | ... | ... | ... | ... | ... |
| Kejobong | ... | ... | ... | ... | ... | R |
| Karangreja | ... | ... | ... | ... | ... | R |
| Bojongsari | ... | ... | ... | ... | ... | R |
| Karanganyar | ... | ... | ... | ... | ... | ... |
| Karangmoncol | 12 | 9 | 12 | 15 | 23 | 161 |
| Purbalingga | 12 | 9 | 12 | 15 | 23 | 161 |

Catatan/Note : R = Stasiun Penakar Rusak/Damaged Measuring Station

Sumber/Source : Kantor Perum Perhutani (KPH) Banyumas Timur/ Forestry Affairs Office of East Banyumas

Tabel 1.2.3 **Jumlah Curah Hujan Menurut Stasiun di Kabupaten Purbalingga (mm), 2017-2021**
Table **Number of Rainfalls by Station in Purbalingga Regency (mm), 2017-2021**

| Stasiun Station | 2017 | 2018 | 2019 | 2020 | 2021 |
|--------------------|--------------|--------------|--------------|--------------|--------------|
| (1) | (2) | (3) | (4) | (5) | (6) |
| Purbalingga | ... | ... | ... | ... | ... |
| Bukateja | ... | ... | ... | ... | ... |
| Talagening | ... | ... | ... | ... | ... |
| Bobotsari | ... | ... | ... | ... | ... |
| Serang | ... | ... | ... | ... | ... |
| Karangkemiri | ... | ... | ... | ... | ... |
| Kejobong | ... | ... | ... | ... | ... |
| Karangreja | ... | ... | ... | ... | ... |
| Bojongsari | ... | ... | ... | ... | ... |
| Karanganyar | ... | ... | ... | ... | ... |
| Karangmoncol | 3 196 | 2 526 | 2 468 | 6 863 | 3 011 |
| Purbalingga | 3 196 | 2 526 | 2 468 | 6 863 | 3 011 |

Sumber/Source: Kantor Perum Perhutani (KPH) Banyumas Timur/ Forestry Affairs Office of East Banyumas

Tabel
Table 1.2.4

**Jumlah Curah Hujan Menurut Stasiun dan Bulan di
Kabupaten Purbalingga (mm), 2021**
*Numbers of Rainfalls by Station and Month in Purbalingga
Regency (mm), 2021*

| Stasiun Station | Jan Jan | Peb Feb | Mar Mar | Apr Apr | Mei May | Juni June | Juli July |
|----------------------------|--------------------|--------------------|--------------------|--------------------|--------------------|----------------------|----------------------|
| (1) | (2) | (3) | (4) | (5) | (6) | (7) | (8) |
| Purbalingga | ... | ... | ... | ... | ... | ... | ... |
| Bukateja | ... | ... | ... | ... | ... | ... | ... |
| Talagening | ... | ... | ... | ... | ... | ... | ... |
| Bobotsari | ... | ... | ... | ... | ... | ... | ... |
| Serang | ... | ... | ... | ... | ... | ... | ... |
| Karangkemiri | ... | ... | ... | ... | ... | ... | ... |
| Kejobong | ... | ... | ... | ... | ... | ... | ... |
| Karangreja | ... | ... | ... | ... | ... | ... | ... |
| Bojongsari | ... | ... | ... | ... | ... | ... | ... |
| Karanganyar | ... | ... | ... | ... | ... | ... | ... |
| Karangmoncol | 240 | 278 | 518 | 100 | 105 | 200 | 120 |
| Purbalingga | 240 | 278 | 518 | 100 | 105 | 200 | 120 |

Lanjutan Tabel/*Continued Table 1.2.4*

| Stasiun Station | Agustus/ August | September/ September | Oktober/ October | November/ November | Desember/ December | Jumlah/ Total |
|--------------------|--------------------|-------------------------|---------------------|-----------------------|-----------------------|------------------|
| (1) | (9) | (10) | (11) | (12) | (13) | (14) |
| Purbalingga | ... | ... | ... | ... | ... | ... |
| Bukateja | ... | ... | ... | ... | ... | ... |
| Talagening | ... | ... | ... | ... | ... | ... |
| Bobotsari | ... | ... | ... | ... | ... | ... |
| Serang | ... | ... | ... | ... | ... | ... |
| Karangkemiri | ... | ... | ... | ... | ... | ... |
| Kejobong | ... | ... | ... | ... | ... | ... |
| Karangreja | ... | ... | ... | ... | ... | ... |
| Bojongsari | ... | ... | ... | ... | ... | ... |
| Karanganyar | ... | ... | ... | ... | ... | ... |
| Karangmoncol | 160 | 100 | 165 | 210 | 815 | 3 011 |
| Purbalingga | 160 | 100 | 165 | 210 | 815 | 3 011 |

Sumber/*Source*: Kantor Perum Perhutani (KPH) Banyumas Timur/*Forestry Affairs Office of East Banyumas*

02

BAB/ CHAPTER

PEMERINTAHAN GOVERNMENT

Jumlah Pegawai Negeri Sipil (PNS)

Menurut Pendidikan

Kabupaten Purbalingga, 2021

Number of Civil Servants by Educational Level
in Purbalingga Regency, 2021

Sebagian besar PNS
telah berpendidikan
Sarjana

The most of Civil Servant have bachelor degree

Sumber/Source : Badan Kepegawajan, Pendidikan dan Pelatihan Daerah Kabupaten Purbalingga
Regional Personnel, Education and Training Agency of Purbalingga Regency



4.892
Orang

49
Orang

Sampai
dengan SD
Up to
Primary School

123
Orang

SLTP/
Sederajat /
General/
Vocational
Junior High School

766
Orang

SMA/
Sederajat /
General/
Vocational
Senior High School

1.134
Orang

Diploma/
Bachelor

Tingkat Sarjana
/Doktor/Ph.D /
University
Graduates

PENJELASAN TEKNIS**TECHNICAL NOTES**

1. Untuk mendukung penyelenggaraan kegiatan statistik, BPS menetapkan kode dan nama wilayah kerja statistik. Penetapan dituangkan dalam Peraturan Kepala Badan Pusat Statistik Nomor 3 Tahun 2020 Tanggal 6 Mei 2020 tentang Perubahan Atas Peraturan Kepala Badan Pusat Statistik Nomor 90 Tahun 2018 tentang Kode dan Nama Wilayah Kerja Statistik Tahun 2018. Sampai dengan Desember 2018, wilayah kerja statistik meliputi 34 provinsi, 416 kabupaten, 98 kota, 7.240 kecamatan, dan 83.706 desa (termasuk kelurahan dan Unit Permukiman Transmigrasi/UPT).
 2. Pemerintahan Indonesia menganut sistem presidensial yang berdasarkan Pancasila. Pancasila terdiri atas lima dasar, yaitu:
 1. Ketuhanan Yang Maha Esa;
 2. Kemanusiaan yang adil dan beradab;
 2. Kemanusiaan yang adil dan beradab;
 3. Persatuan Indonesia;
 4. Kerakyatan yang dipimpin oleh hikmat kebijaksanaan dalam permusyawaratan perwakilan;
 5. Keadilan sosial bagi seluruh rakyat Indonesia.
1. *In collecting statistical data, BPS-Statistics Indonesia has set codes and names of all regional level where the data collection is undertaken. It was stipulated in Chief Statistician Regulation Number 3 of 2020, May 6 2020, as a revision of Chief Statistician Regulation Number 90 of 2018 on Code and Name of Regional Level of Data Collection. Up to December 2018, the regions of statistical data collection has comprised 34 provinces, 416 regencies, 98 cities, 7,240 sub districts, and 83,706 villages (include Transmigration Settlement Unit).*
 2. *The Indonesian Government follows the presidential system based on the Five Principles (Pancasila). Pancasila consists of five principles, namely:*
 1. *The Belief in One God;*
 2. *A just and civilized humanism;*
 3. *Unity of Indonesia;*
 4. *Democratic citizenship led by wise guidance born of representative consultation;*
 5. *Social just for all the people of Indonesia.*

ULASAN**DESCRIPTION****A. PEMBAGIAN WILAYAH ADMINISTRASI**

Kabupaten Purbalingga terbagi menjadi 239 desa/kelurahan yang tersebar di 18 kecamatan. Dari 239 desa/kelurahan, 224 merupakan desa sedang 15 merupakan kelurahan. Pada tahun 2021 semua desa/kelurahan sudah mempunyai sarana pemerintahan berupa Kantor Desa maupun Kantor Kelurahan. Jumlah rukun tetangga (RT) sebanyak 5.122 RT dan rukun warga (RW) sebanyak 1.554 RW.

B. KEPEGAWAIAN

Pegawai Negeri Sipil pada Pemerintah Daerah Kabupaten Purbalingga tahun 2021 tercatat sebanyak 6.964 orang terdiri dari 3.099 orang laki-laki dan 3.865 orang perempuan. Dengan rincian menurut golongan adalah sebagai berikut: golongan I (satu) sebanyak 94 orang, golongan II (dua) sebanyak 955 orang, golongan III (tiga) sebanyak 4.328 orang dan golongan IV (empat) sebanyak 1.587 orang.

A. DISTRIBUTION OF ADMINISTRATIVE REGION

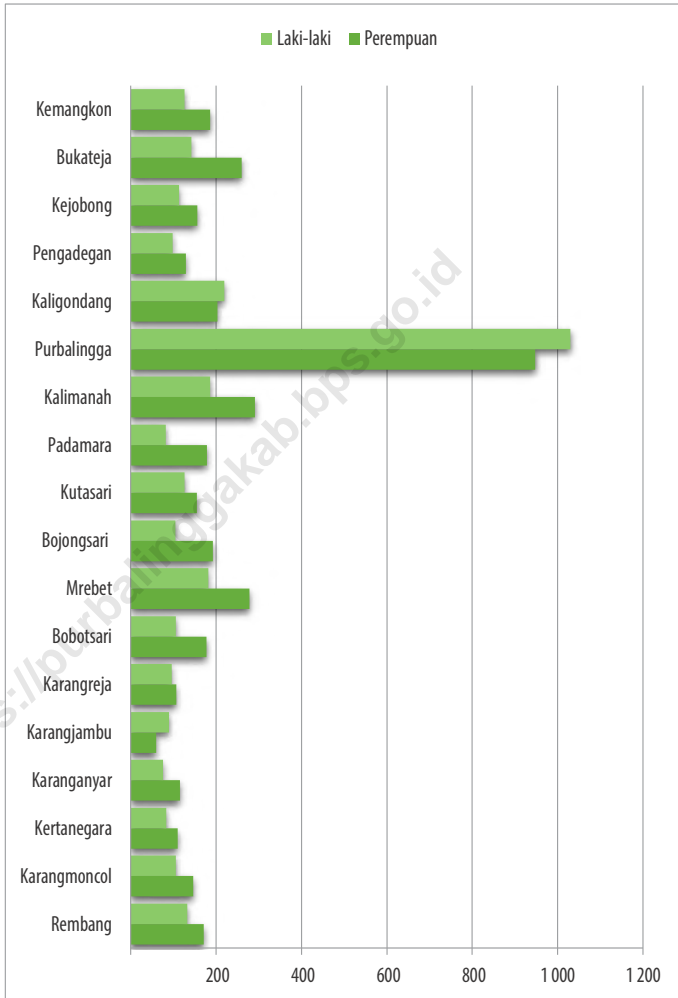
Purbalingga Regency consists of 239 villages spread over 18 subdistricts. In 2021 all villages already have government facilities such as the village office and district office. Number of neighbourhood associations (RT) as many as 5,122 and residents associations (RW) as many as 1,554.

B. HUMAN RESOURCES

Civil Servants in Regional Government Purbalingga Regency in 2021, there were 6.964 peoples, consist of 3.099 men and 3.865 women. By hierarchy of civil servant as follows: class I (one) as many as 94 people, class II (two) as many as 955 people, class III (three) as many as 4.328 people and class IV (four) as many as 1.587 people.

Gambar 2.1
Figures

Jumlah Pegawai Negeri Sipil Menurut Kecamatan dan Jenis Kelamin di Kabupaten Purbalingga, 2021
Number of Civil Servants by Subdistrict and Sex in Purbalingga Regency, 2021

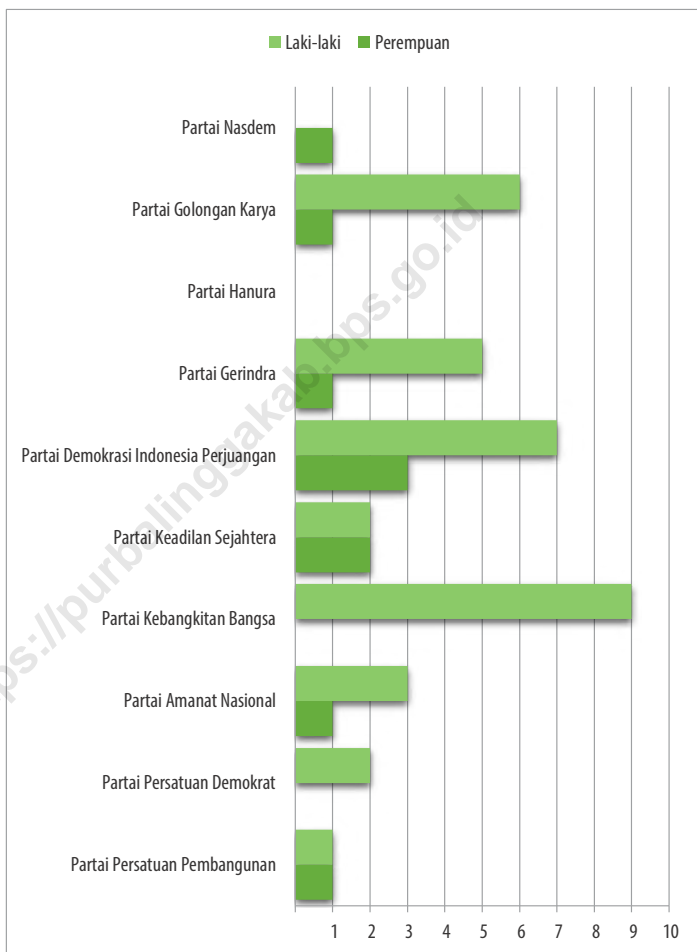


Sumber/Source : Badan Kepegawaian, Pendidikan dan Pelatihan Daerah Kabupaten Purbalingga/
Regional Personnel, Education and Training Agency of Purbalingga Regency

Gambar 2.2
Figures

Jumlah Anggota Dewan Perwakilan Rakyat Daerah Menurut Partai Politik dan Jenis Kelamin di Kabupaten Purbalingga, 2021

Number of Regional House of Representatives's Members by Political Parties and Sex in Purbalingga Regency, 2021



Sumber/Source : Sekretariat DPRD Kabupaten Purbalingga/Purbalingga Regency Parliament Secretariat

2.1 WILAYAH ADMINISTRATIF ADMINISTRATIVE AREA

Tabel 2.1.1 Jumlah Desa¹/Kelurahan Menurut Kecamatan di Kabupaten Purbalingga, 2018–2021
Table *Number of Villages¹/Kelurahan by Subdistrict in Purbalingga Regency, 2018–2021*

| Kecamatan Subdistrict | 2018 | 2019 | 2020 | 2021 |
|--------------------------|------------|------------|------------|------------|
| (1) | (2) | (3) | (4) | (5) |
| Kemangkon | 19 | 19 | 19 | 19 |
| Bukateja | 14 | 14 | 14 | 14 |
| Kejobong | 13 | 13 | 13 | 13 |
| Pengadegan | 9 | 9 | 9 | 9 |
| Kaligondang | 18 | 18 | 18 | 18 |
| Purbalingga | 13 | 13 | 13 | 13 |
| Kalimananah | 17 | 17 | 17 | 17 |
| Padamara | 14 | 14 | 14 | 14 |
| Kutasari | 14 | 14 | 14 | 14 |
| Bojongsari | 13 | 13 | 13 | 13 |
| Mrebet | 19 | 19 | 19 | 19 |
| Bobotsari | 16 | 16 | 16 | 16 |
| Karangreja | 7 | 7 | 7 | 7 |
| Karangjambu | 6 | 6 | 6 | 6 |
| Karanganyar | 13 | 13 | 13 | 13 |
| Kertanegara | 11 | 11 | 11 | 11 |
| Karangmoncol | 11 | 11 | 11 | 11 |
| Rembang | 12 | 12 | 12 | 12 |
| Purbalingga | 239 | 239 | 239 | 239 |

Catatan/Note: ¹Termasuk Kelurahan dan Unit Permukiman Transmigrasi (UPT)/Include Transmigration Settlement Unit
Sumber/Source: 2020-Peraturan Badan Pusat Statistik Nomor 1 Tahun 2021 Tanggal 25 Mei 2021 tentang Kode dan Nama Wilayah Kerja Statistik Tahun 2020/Central Bureau of Statistics Regulation Number 1/2021, May 25 2021, as Code and Name of Statistical Work Area, 2020
2021-Peraturan Badan Pusat Statistik Nomor 5 Tahun 2021 Tanggal 30 Desember 2021 tentang Perubahan Atas Peraturan Badan Pusat Statistik Nomor 1 Tahun 2021 tentang Kode dan Nama Wilayah Kerja Statistik Tahun 2021/ Central Bureau of Statistics Regulation Number 5/2021, Desember 30 2021, as a revision of Central Bureau of Statistics Regulation Number 55 of 2021 on Code and Name of Regional Level of Data Collection

Tabel
Table 2.1.2**Jumlah Kelurahan Menurut Kecamatan di Kabupaten Purbalingga, 2018-2021**
Number of Villages by Subdistrict in Purbalingga Regency, 2018-2021

| Kecamatan Subdistrict | 2018 | 2019 | 2020 | 2021 |
|--------------------------|-----------|-----------|-----------|-----------|
| (1) | (2) | (3) | (4) | (5) |
| Kemangkon | - | - | - | - |
| Bukateja | - | - | - | - |
| Kejobong | - | - | - | - |
| Pengadegan | - | - | - | - |
| Kaligondang | - | - | - | - |
| Purbalingga | 11 | 11 | 11 | 11 |
| Kalimanah | 3 | 3 | 3 | 3 |
| Padamara | 1 | 1 | 1 | 1 |
| Kutasari | - | - | - | - |
| Bojongsari | - | - | - | - |
| Mrebet | - | - | - | - |
| Bobotsari | - | - | - | - |
| Karangreja | - | - | - | - |
| Karangjambu | - | - | - | - |
| Karanganyar | - | - | - | - |
| Kertanegara | - | - | - | - |
| Karangmoncol | - | - | - | - |
| Rembang | - | - | - | - |
| Purbalingga | 15 | 15 | 15 | 15 |

Catatan/Note: ¹ Termasuk Kelurahan dan Unit Permukiman Transmigrasi (UPT)/Include Transmigration Settlement Unit
 Sumber/Source: 2020-Peraturan Badan Pusat Statistik Nomor 1 Tahun 2021 Tanggal 25 Mei 2021 tentang Kode dan Nama Wilayah Kerja Statistik Tahun 2020/Central Bureau of Statistics Regulation Number 1/2021, May 25 2021, as Code and Name of Statistical Work Area, 2020
 2021-Peraturan Badan Pusat Statistik Nomor 5 Tahun 2021 Tanggal 30 Desember 2021 tentang Perubahan Atas Peraturan Badan Pusat Statistik Nomor 1 Tahun 2021 tentang Kode dan Nama Wilayah Kerja Statistik Tahun 2021/Central Bureau of Statistics Regulation Number 5/2021, Desember 30 2021, as a revision of Central Bureau of Statistics Regulation Number 55 of 2021 on Code and Name of Regional Level of Data Collection

Tabel
Table 2.1.3

Jumlah Desa Menurut Kecamatan di Kabupaten Purbalingga, 2018-2021
Number of Villages by Subdistrict in Purbalingga Regency, 2018-2021

| Kecamatan Subdistrict | 2018 | 2019 | 2020 | 2021 |
|--------------------------|------------|------------|------------|------------|
| (1) | (2) | (3) | (4) | (5) |
| Kemangkong | 19 | 19 | 19 | 19 |
| Bukateja | 14 | 14 | 14 | 14 |
| Kejobong | 13 | 13 | 13 | 13 |
| Pengadegan | 9 | 9 | 9 | 9 |
| Kaligondang | 18 | 18 | 18 | 18 |
| Purbalingga | 2 | 2 | 2 | 2 |
| Kalimanah | 14 | 14 | 14 | 14 |
| Padamara | 13 | 13 | 13 | 13 |
| Kutasari | 14 | 14 | 14 | 14 |
| Bojongsari | 13 | 13 | 13 | 13 |
| Mrebet | 19 | 19 | 19 | 19 |
| Bobotsari | 16 | 16 | 16 | 16 |
| Karangreja | 7 | 7 | 7 | 7 |
| Karangjambu | 6 | 6 | 6 | 6 |
| Karanganyar | 13 | 13 | 13 | 13 |
| Kertanegara | 11 | 11 | 11 | 11 |
| Karangmoncol | 11 | 11 | 11 | 11 |
| Rembang | 12 | 12 | 12 | 12 |
| Purbalingga | 224 | 224 | 224 | 224 |

Catatan/Note: ¹ Termasuk Kelurahan dan Unit Permukiman Transmigrasi (UPT)/Include Transmigration Settlement Unit
 Sumber/Source: 2020-Peraturan Badan Pusat Statistik Nomor 1 Tahun 2021 Tanggal 25 Mei 2021 tentang Kode dan Nama Wilayah Kerja Statistik Tahun 2020/Central Bureau of Statistics Regulation Number 1/2021, May 25 2021, as Code and Name of Statistical Work Area, 2020
 2021-Peraturan Badan Pusat Statistik Nomor 5 Tahun 2021 Tanggal 30 Desember 2021 tentang Perubahan Atas Peraturan Badan Pusat Statistik Nomor 1 Tahun 2021 tentang Kode dan Nama Wilayah Kerja Statistik Tahun 2021/Central Bureau of Statistics Regulation Number 5/2021, Desember 30 2021, as a revision of Central Bureau of Statistics Regulation Number 55 of 2021 on Code and Name of Regional Level of Data Collection

Tabel 2.1.4 Jumlah Sarana dan Prasarana Desa/Kelurahan Menurut Kecamatan di Kabupaten Purbalingga, 2021
Number of Village Facilities and Infrastructure by Subdistrict in Purbalingga Regency, 2021

| Kecamatan Subdistrict | Sarana/Prasarana Facilities and Infrastructure | | | |
|--------------------------|---|------------------------------------|-------------------------------|--|
| | Balai Desa Village Meeting Hall | Balai Kelurahan Village Hall | Kantor Desa Village Office | Kantor Kelurahan District Office |
| (1) | (2) | (3) | (4) | (5) |
| Kemangkön | 19 | - | 19 | - |
| Bukateja | 14 | - | 14 | - |
| Kejobong | 13 | - | 13 | - |
| Pengadegan | 9 | - | 9 | - |
| Kaligondang | 18 | - | 18 | - |
| Purbalingga | 2 | 11 | 2 | 11 |
| Kalimanah | 14 | 3 | 14 | 3 |
| Padamara | 13 | 1 | 13 | 1 |
| Kutasari | 14 | - | 14 | - |
| Bojongsari | 13 | - | 13 | - |
| Mrebet | 19 | - | 19 | - |
| Bobotsari | 16 | - | 16 | - |
| Karangreja | 7 | - | 7 | - |
| Karangjambu | 6 | - | 6 | - |
| Karanganyar | 13 | - | 13 | - |
| Kertanegara | 11 | - | 11 | - |
| Karangmoncol | 11 | - | 11 | - |
| Rembang | 12 | - | 12 | - |
| Purbalingga | 224 | 15 | 224 | 15 |

Sumber/Source: Bagian Pemerintahan Kabupaten Purbalingga/ Government Section in Purbalingga Regency

Tabel
Table 2.1.5

**Jumlah Rukun Tetangga dan Rukun Warga Menurut
Kecamatan di Kabupaten Purbalingga, 2021**
*Number of Neighborhood and Citizens Association by
Subdistrict in Purbalingga Regency, 2021*

| Kecamatan Subdistrict | Rukun Tetangga/RT Neighborhood Association | Rukun Warga/RW Citizens Association |
|--------------------------|---|--|
| (1) | (2) | (3) |
| Kemangkon | 347 | 129 |
| Bukateja | 366 | 103 |
| Kejobong | 251 | 109 |
| Pengadegan | 211 | 72 |
| Kaligondang | 371 | 117 |
| Purbalingga | 251 | 68 |
| Kalimanah | 349 | 99 |
| Padamara | 243 | 60 |
| Kutasari | 263 | 115 |
| Bojongsari | 287 | 125 |
| Mrebet | 338 | 94 |
| Bobotsari | 346 | 109 |
| Karangreja | 247 | 53 |
| Karangjambu | 144 | 27 |
| Karanganyar | 221 | 47 |
| Kertanegara | 225 | 47 |
| Karangmoncol | 323 | 112 |
| Rembang | 339 | 68 |
| Purbalingga | 5 122 | 1 554 |

Sumber/Source: Dinas Pemberdayaan Masyarakat dan Desa Kabupaten Purbalingga/
Purbalingga Regency Community and Village Empowerment Office

2.2 DEWAN PERWAKILAN RAKYAT DAERAH REGIONAL HOUSE OF REPRESENTATIVE

Tabel 2.2.1 Jumlah Anggota Dewan Perwakilan Rakyat Daerah Menurut Partai Politik dan Jenis Kelamin di Kabupaten Purbalingga, 2021
Number of Regional House of Representatives's Members by Political Parties and Sex in Purbalingga Regency, 2021

| Partai Politik <i>Political Parties</i> | Laki-laki <i>Male</i> | Perempuan <i>Female</i> | Jumlah <i>Total</i> |
|--|--------------------------|----------------------------|------------------------|
| (1) | (2) | (3) | (4) |
| Partai Persatuan Pembangunan | 1 | 1 | 2 |
| Partai Persatuan Demokrat | 2 | - | 2 |
| Partai Amanat Nasional | 3 | 1 | 4 |
| Partai Kebangkitan Bangsa | 9 | - | 9 |
| Partai Keadilan Sejahtera | 2 | 2 | 4 |
| Partai Demokrasi Indonesia Perjuangan | 7 | 3 | 10 |
| Partai Gerindra | 5 | 1 | 6 |
| Partai Hanura | - | - | - |
| Partai Golongan Karya | 6 | 1 | 7 |
| Partai Nasdem | - | 1 | 1 |
| Purbalingga | 35 | 10 | 45 |

Sumber/Source: Sekretariat DPRD Kabupaten Purbalingga/ *Purbalingga Regency Parliament Secretariat*

Tabel
Table 2.2.2

Jumlah Anggota Dewan Perwakilan Rakyat Daerah Menurut Partai Politik dan Pendidikan Terakhir yang Ditamatkan di Kabupaten Purbalingga, 2021
Number of Regional House of Representatives's Members by Political Parties and Educational Attainment in Purbalingga Regency, 2021

| Partai Politik <i>Political Parties</i> | Pendidikan Terakhir <i>Education Attainment</i> | | |
|--|--|---|--|
| | SD Sederajat <i>Elementary School and Equal</i> | SLTP Sederajat <i>Junior High School and Equal</i> | SLTA/DI/DII <i>Senior High School and Equal</i> |
| (1) | (2) | (3) | (4) |
| Partai Persatuan Pembangunan | - | - | 1 |
| Partai Persatuan Demokrat | - | - | 1 |
| Partai Amanat Nasional | - | - | - |
| Partai Kebangkitan Bangsa | - | - | 2 |
| Partai Keadilan Sejahtera | - | - | 1 |
| Partai Demokrasi Indonesia Perjuangan | - | - | 3 |
| Partai Gerindra | - | - | 1 |
| Partai Hanura | - | - | - |
| Partai Golongan Karya | - | - | 1 |
| Partai Nasdem | - | - | - |
| Purbalingga | - | - | 10 |

Lanjutan Tabel/*Continued Table 2.2.2*

| Partai Politik <i>Political Parties</i> | Pendidikan Terakhir <i>Education Attainment</i> | | |
|--|--|------------------------------|------------------------|
| | Akademi/DIII <i>Diploma</i> | DIV/S1/S2 <i>Bachelor</i> | Jumlah <i>Total</i> |
| (1) | (2) | (3) | (4) |
| Partai Persatuan Pembangunan | 1 | - | 2 |
| Partai Persatuan Demokrat | - | 1 | 2 |
| Partai Amanat Nasional | - | 4 | 4 |
| Partai Kebangkitan Bangsa | - | 7 | 9 |
| Partai Keadilan Sejahtera | 1 | 2 | 4 |
| Partai Demokrasi Indonesia Perjuangan | 1 | 6 | 10 |
| Partai Gerindra | 1 | 4 | 6 |
| Partai Hanura | - | - | - |
| Partai Golongan Karya | - | 6 | 7 |
| Partai Nasdem | - | 1 | 1 |
| Purbalingga | 4 | 31 | 45 |

Sumber/*Source*: Sekretariat DPRD Kabupaten Purbalingga/ *Purbalingga Regency Parliament Secretariat*

Tabel
Table 2.2.3

Komposisi Keanggotaan DPRD Hasil Pemilu 2019 Menurut Asal Fraksi dan Komisi di Kabupaten Purbalingga
Membership Composition in The Regional House of Representatives from Election Results by Fraction and Commission in Purbalingga Regency, 2019

| Komisi Commission | Asal Fraksi Originally Faction | | | |
|----------------------|-----------------------------------|---------------|-----------------|---------------------------|
| | PDI - P | Partai Golkar | Partai Gerindra | Partai Kebangkitan Bangsa |
| (1) | (2) | (3) | (4) | (5) |
| Komisi I | 2 | 1 | 2 | 2 |
| Komisi II | 3 | 2 | 1 | 2 |
| Komisi III | 2 | 1 | 2 | 2 |
| Komisi IV | 2 | 2 | 1 | 2 |
| Purbalingga | 9 | 6 | 6 | 8 |

Lanjutan Tabel/*Continued Table 2.2.3*

| Komisi <i>Commission</i> | Asal Fraksi <i>Originally Faction</i> | | | Jumlah <i>Total</i> |
|-----------------------------|--|---------------------------|---------------------------------|------------------------|
| | Partai Keadilan Sejahtera | Partai Amanat Nasional | Partai Persatuan Demokrat | |
| (1) | (6) | (7) | (8) | (9) |
| Komisi I | 1 | 1 | 1 | 10 |
| Komisi II | 1 | 1 | 1 | 11 |
| Komisi III | 1 | 1 | 1 | 10 |
| Komisi IV | 1 | 1 | 1 | 10 |
| Purbalingga | 4 | 4 | 4 | 41 |

Sumber/*Source*: Sekretariat DPRD Kabupaten Purbalingga/ *Purbalingga Regency Parliament Secretariat*

Tabel
Table 2.2.4

**Susunan Badan Musyawarah dan Badan Anggaran DPRD
Menurut Jabatan dan Asal Fraksi, 2021**
*Composition of the Consultative Council and The Budget
Committee of Purbalingga Regional of The House
Representatives by Position and Originally Faction,
2021*

| Jabatan Position | Asal Fraksi Originally Faction | | | |
|--|-----------------------------------|---------------|--------------------|---------------------------------|
| | PDI - P | Partai Golkar | Partai Gerindra | Partai Kebangkitan Bangsa |
| (1) | (2) | (3) | (4) | (5) |
| Badan Musyawarah/ Deliberation Council: | | | | |
| Ketua/Chairman | 1 | - | - | - |
| Wakil Ketua/Vice Chairman | - | 1 | 1 | 1 |
| Sekretaris/Secretary | - | - | - | - |
| Anggota/Member | 4 | 2 | 2 | 3 |
| Sub Jumlah/Sub Total | 5 | 3 | 3 | 4 |
| Badan Anggaran/ Budget Committee: | | | | |
| Ketua/Chairman | 1 | - | - | - |
| Wakil Ketua/Vice Chairman | - | 1 | 1 | 1 |
| Sekretaris/Secretary | - | - | - | - |
| Anggota/Member | 4 | 2 | 2 | 3 |
| Sub Jumlah/Sub Total | 5 | 3 | 3 | 4 |

Lanjutan Tabel/Continued Table 2.2.4

| Jabatan Position | Asal Fraksi Originally Faction | | | Jumlah Total |
|--|-----------------------------------|---------------------------|---------------------------------|-----------------|
| | Partai Keadilan Sejahtera | Partai Amanat Nasional | Partai Persatuan Demokrat | |
| (1) | (6) | (7) | (8) | (9) |
| Badan Musyawarah/ Deliberation Council: | | | | |
| Ketua/Chairman | - | - | - | 1 |
| Wakil Ketua/Vice Chairman | - | - | - | 3 |
| Sekretaris/Secretary | - | - | - | - |
| Anggota/Member | 2 | 2 | 2 | 17 |
| Sub Jumlah/Sub Total | 2 | 2 | 2 | 21 |
| Badan Anggaran/ Budget Committee: | | | | |
| Ketua/Chairman | - | - | - | 1 |
| Wakil Ketua/Vice Chairman | - | - | - | 3 |
| Sekretaris/Secretary | - | - | - | - |
| Anggota/Member | 2 | 2 | 2 | 17 |
| Sub Jumlah/Sub Total | 2 | 2 | 2 | 21 |

Catatan/Note: Sekretaris Dijabat oleh Sekretaris DPRD/Secretary Chaired by the Secretary of Regional House of Representatives

Sumber/Source: Sekretariat DPRD Kabupaten Purbalingga/ Purbalingga Regency Parliament Secretariat

Tabel
Table 2.2.5

Produk Dewan Perwakilan Rakyat Daerah Kabupaten Purbalingga, 2017-2021
Products of Regional House of Representatives's Members in Purbalingga Regency, 2017-2021

| Produksi Production | 2017 | 2018 | 2019 | 2020 | 2021 |
|--|-------------|-------------|-------------|-------------|-------------|
| (1) | (2) | (3) | (4) | (5) | (6) |
| Peraturan Daerah/ <i>Local Regulation</i> | 18 | 33 | 33 | 16 | 10 |
| Keputusan DPRD/ <i>Decision of Regional House of Representatives</i> | 17 | 24 | 24 | 19 | 18 |
| Keputusan Pimpinan/ <i>Leadership Decisions</i> | 5 | 3 | 3 | 5 | 6 |
| Keputusan Panitia Musyawarah/ <i>Decision of Deliberation Committee</i> | - | - | - | - | - |
| Memorandum/ <i>Memorandum</i> | - | - | - | - | - |

Sumber/Source: Sekretariat DPRD Kabupaten Purbalingga/ *Purbalingga Regency Parliament Secretariat*

2.3 SUMBER DAYA MANUSIA HUMAN RESOURCES

Tabel 2.3.1 Jumlah Pegawai Negeri Sipil Menurut Jabatan dan Jenis Kelamin di Kabupaten Purbalingga, 2020 dan 2021
Number of Civil Servants by Occupation and Sex in Purbalingga Regency, 2020 and 2021

| Jabatan <i>Occupation</i> | 2020 ¹⁾ | | |
|---|--------------------------|----------------------------|------------------------|
| | Laki-laki <i>Male</i> | Perempuan <i>Female</i> | Jumlah <i>Total</i> |
| (1) | (2) | (3) | (4) |
| Fungsional Tertentu <i>Specific Functional</i> | 1 624 | 2 706 | 4 330 |
| Fungsional Umum <i>Staf General Functional</i> | 1 164 | 858 | 2 022 |
| Struktural/ <i>Structural</i> | 428 | 204 | 632 |
| Eselon V/ <i>5th Echelon</i> | - | - | - |
| Eselon IV/ <i>4th Echelon</i> | 303 | 170 | 473 |
| Eselon III/ <i>3rd Echelon</i> | 97 | 33 | 130 |
| Eselon II/ <i>2nd Echelon</i> | 28 | 1 | 29 |
| Eselon I/ <i>1st Echelon</i> | - | - | - |
| Jumlah/<i>Total</i> | 3 216 | 3 768 | 6 984 |

Lanjutan Tabel/*Continued Table 2.3.1*

| Jabatan <i>Occupation</i> | 2021 | | |
|---|--------------------------|----------------------------|------------------------|
| | Laki-laki <i>Male</i> | Perempuan <i>Female</i> | Jumlah <i>Total</i> |
| (1) | (5) | (6) | (7) |
| Fungsional Tertentu <i>Specific Functional</i> | 1 664 | 2 790 | 4 454 |
| Fungsional Umum <i>Staf General Functional</i> | 1 142 | 939 | 2 081 |
| Struktural/ <i>Structural</i> | 293 | 136 | 429 |
| Eselon V/ <i>5th Echelon</i> | - | - | - |
| Eselon IV/ <i>4th Echelon</i> | 155 | 96 | 251 |
| Eselon III/ <i>3rd Echelon</i> | 109 | 38 | 147 |
| Eselon II/ <i>2nd Echelon</i> | 29 | 2 | 31 |
| Eselon I/ <i>1st Echelon</i> | - | - | - |
| Jumlah/<i>Total</i> | 3 099 | 3 865 | 6 964 |

Sumber/*Source*: Badan Kepegawaian, Pendidikan dan Pelatihan Daerah Kabupaten Purbalingga/
Regional Personnel, Education and Training Agency of Purbalingga Regency

Tabel
Table 2.3.2**Jumlah Pegawai Negeri Sipil Menurut Tingkat Pendidikan dan Jenis Kelamin di Kabupaten Purbalingga, 2020 dan 2021****Number of Civil Servants by Educational Level and Sex in Purbalingga Regency, 2020 and 2021**

| Tingkat Pendidikan <i>Educational Level</i> | 2020 ¹⁾ | | |
|---|--------------------------|----------------------------|------------------------|
| | Laki-laki <i>Male</i> | Perempuan <i>Female</i> | Jumlah <i>Total</i> |
| (1) | (2) | (3) | (4) |
| Sampai dengan SD <i>Up to Primary School</i> | 52 | 4 | 56 |
| SMP/Sederajat <i>General Vocational Junior High School</i> | 130 | 13 | 143 |
| SMA/Sederajat <i>General/Vocational Senior High School</i> | 613 | 233 | 846 |
| Diploma I, II/Akta I, II <i>Diploma I, II/Akta I, II</i> | 176 | 211 | 387 |
| Diploma III/Akta III/Sarjana Muda <i>Diploma III/Akta III/Bachelor</i> | 223 | 645 | 868 |
| Tingkat Sarjana/Doktor/Ph.D <i>University Graduates</i> | 2 022 | 2 662 | 4 684 |
| Jumlah/Total | 3 216 | 3 768 | 6 984 |

Lanjutan Tabel/*Continued Table 2.3.2*

| Tingkat Pendidikan <i>Educational Level</i> | 2021 | | |
|---|--------------------------|----------------------------|------------------------|
| | Laki-laki <i>Male</i> | Perempuan <i>Female</i> | Jumlah <i>Total</i> |
| (1) | (2) | (3) | (4) |
| Sampai dengan SD <i>Up to Primary School</i> | 46 | 3 | 49 |
| SMP/Sederajat <i>General Vocational Junior High School</i> | 112 | 11 | 123 |
| SMA/Sederajat <i>General/Vocational Senior High School</i> | 557 | 209 | 766 |
| Diploma I, II/Akta I, II <i>Diploma I, II/Akta I, II</i> | 137 | 149 | 286 |
| Diploma III/Akta III/Sarjana Muda <i>Diploma III/Akta III/Bachelor</i> | 208 | 640 | 848 |
| Tingkat Sarjana/Doktor/Ph.D <i>University Graduates</i> | 2 039 | 2 853 | 4 892 |
| Jumlah/Total | 3 099 | 3 865 | 6 964 |

Sumber/ *Source*: Badan Kepegawaian, Pendidikan dan Pelatihan Daerah Kabupaten Purbalingga/
Regional Personnel, Education and Training Agency of Purbalingga Regency

Tabel
Table 2.3.3

**Jumlah Pegawai Negeri Sipil Menurut Tingkat
Kepangkatan dan Jenis Kelamin di Kabupaten
Purbalingga, 2020 dan 2021**
*Number of Civil Servants by Hierarchy and Sex in
Purbalingga Regency, 2020 and 2021*

| Pangkat/Golongan/Ruang Hierarchy | 2020 | | |
|-------------------------------------|-------------------|---------------------|-----------------|
| | Laki-laki Male | Perempuan Female | Jumlah Total |
| (1) | (2) | (3) | (4) |
| 1. I/A (Juru Muda) | 1 | - | 1 |
| 2. I/B (Juru Muda Tingkat I) | 4 | 2 | 6 |
| 3. I/C (Juru) | 26 | 3 | 29 |
| 4. I/D (Juru Tingkat I) | 62 | 7 | 69 |
| Golongan I/Range I | 93 | 12 | 105 |
| 5. II/A (Pengatur Muda) | 64 | 12 | 76 |
| 6. II/B (Pengatur Muda Tingkat I) | 161 | 24 | 185 |
| 7. II/C (Pengatur) | 254 | 143 | 397 |
| 8. II/D (Pengatur Tingkat I) | 162 | 220 | 382 |
| Golongan II/Range II | 641 | 399 | 1 040 |
| 9. III/A (Penata Muda) | 433 | 793 | 1 226 |
| 10. III/B (Penata Muda Tingkat I) | 410 | 649 | 1 059 |
| 11. III/C (Penata) | 319 | 498 | 817 |
| 12. III/D (Penata Tingkat I) | 428 | 479 | 907 |
| Golongan III/Range III | 1 590 | 2 419 | 4 009 |
| 13. IV/A (Pembina) | 811 | 898 | 1 709 |
| 14. IV/B (Pembina Tingkat I) | 52 | 36 | 88 |
| 15. IV/C (Pembina Utama Muda) | 26 | 4 | 30 |
| 16. IV/D (Pembina Utama Madya) | 3 | - | 3 |
| 17. IV/E (Pembina Utama) | - | - | - |
| Golongan IV/Range IV | 892 | 938 | 1 830 |
| Jumlah/Total | 3 216 | 3 768 | 6 984 |

Lanjutan Tabel/*Continued Table 2.3.3*

| Pangkat/Golongan/Ruang <i>Hierarchy</i> | 2021 | | |
|--|--------------------------|----------------------------|------------------------|
| | Laki-laki <i>Male</i> | Perempuan <i>Female</i> | Jumlah <i>Total</i> |
| | (1) | (5) | (6) |
| 1. I/A (Juru Muda) | - | - | - |
| 2. I/B (Juru Muda Tingkat I) | 3 | 2 | 5 |
| 3. I/C (Juru) | 12 | 2 | 14 |
| 4. I/D (Juru Tingkat I) | 69 | 6 | 75 |
| Golongan I/Range I | 84 | 10 | 94 |
| 5. II/A (Pengatur Muda) | 43 | 5 | 48 |
| 6. II/B (Pengatur Muda Tingkat I) | 142 | 25 | 167 |
| 7. II/C (Pengatur) | 195 | 113 | 308 |
| 8. II/D (Pengatur Tingkat I) | 209 | 223 | 432 |
| Golongan II/Range II | 589 | 366 | 955 |
| 9. III/A (Penata Muda) | 519 | 937 | 1 456 |
| 10. III/B (Penata Muda Tingkat I) | 378 | 669 | 1 047 |
| 11. III/C (Penata) | 333 | 548 | 881 |
| 12. III/D (Penata Tingkat I) | 429 | 515 | 944 |
| Golongan III/Range III | 1 659 | 2 669 | 4 328 |
| 13. IV/A (Pembina) | 690 | 763 | 1 453 |
| 14. IV/B (Pembina Tingkat I) | 53 | 51 | 104 |
| 15. IV/C (Pembina Utama Muda) | 22 | 6 | 28 |
| 16. IV/D (Pembina Utama Madya) | 2 | - | 2 |
| 17. IV/E (Pembina Utama) | - | - | - |
| Golongan IV/Range IV | 767 | 820 | 1 587 |
| Jumlah/Total | 3 099 | 3 865 | 6 964 |

Sumber/ Source: Badan Kepegawaian, Pendidikan dan Pelatihan Daerah Kabupaten Purbalingga/
Regional Personnel, Education and Training Agency of Purbalingga Regency

Tabel 2.3.4 Jumlah Pegawai Negeri Menurut Kecamatan dan Jenis Kelamin di Kabupaten Purbalingga, 2021
Number of Civil Servants by Subdistrict and Sex in Purbalingga Regency, 2021

| Kecamatan Subdistrict | Jenis Kelamin Sex | | |
|--------------------------|----------------------|---------------------|-----------------|
| | Laki-laki Male | Perempuan Female | Jumlah Total |
| (1) | (2) | (3) | (4) |
| Kemangkon | 126 | 186 | 312 |
| Bukateja | 142 | 260 | 402 |
| Kejobong | 113 | 156 | 269 |
| Pengadegan | 98 | 129 | 227 |
| Kaligondang | 219 | 203 | 422 |
| Purbalingga | 1 030 | 948 | 1 978 |
| Kalimanah | 186 | 291 | 477 |
| Padamara | 82 | 179 | 261 |
| Kutasari | 126 | 155 | 281 |
| Bojongsari | 105 | 193 | 298 |
| Mrebet | 182 | 278 | 460 |
| Bobotsari | 106 | 177 | 283 |
| Karangreja | 96 | 107 | 203 |
| Karangjambu | 90 | 60 | 150 |
| Karanganyar | 76 | 115 | 191 |
| Kertanegara | 83 | 110 | 193 |
| Karangmoncol | 106 | 147 | 253 |
| Rembang | 133 | 171 | 304 |
| Jumlah/Total | 3 099 | 3 865 | 6 964 |

Sumber/ Source: Badan Kepegawaian, Pendidikan dan Pelatihan Daerah Kabupaten Purbalingga/
 Regional Personnel, Education and Training Agency of Purbalingga Regency

Tabel
Table 2.3.5

Jumlah PNS dan CPNS di Luar Lingkungan Pemerintah Kabupaten Purbalingga Menurut Unit Kerja dan Tingkat Kepangkatan, 2021
Number of Civil Servants at External Government Environment by Institution and Hierarchy, 2021

| Kecamatan Subdistrict | Tingkat Kepangkatan Hierarchy | | | | Jumlah Total |
|---|----------------------------------|------------|--------------|------------|-----------------|
| | I | II | III | IV | |
| (1) | (2) | (3) | (4) | (5) | (6) |
| Pengadilan Negeri Purbalingga/ <i>Purbalingga District Court</i> | - | 3 | 23 | 3 | 29 |
| Pengadilan Agama Purbalingga/ <i>Purbalingga Religious Court</i> | - | 1 | 13 | 7 | 21 |
| Rumah Tahanan Negara Purbalingga/ <i>Purbalingga Detention Center</i> | - | 17 | 38 | - | 55 |
| Kantor Pertanahan Purbalingga/ <i>Land Office of Purbalingga Regency</i> | 1 | 3 | 27 | 2 | 33 |
| Polres Purbalingga/ <i>Purbalingga Police Resort</i> | 1 | 19 | 18 | - | 38 |
| Kodim 0702 Purbalingga/ <i>Purbalingga Military District Command</i> | - | 13 | 6 | - | 19 |
| Kejaksaan Negeri Purbalingga/ <i>Purbalingga State Attorney</i> | - | 6 | 33 | 1 | 40 |
| Kantor Kementerian Agama Purbalingga/ <i>Purbalingga Ministry of Religious Affairs</i> | 8 | 59 | 854 | 123 | 1 044 |
| Badan Pusat Statistik Purbalingga/ <i>BPS-Statistics of Purbalingga Regency</i> | - | 3 | 26 | 5 | 34 |
| RUPBASAN Purbalingga/ <i>Home of Foreclosure State</i> | - | 2 | 16 | - | 18 |
| Pangkalan TNI AU Jenderal Besar Soedirman/ <i>Jenderal Besar Soedirman Air Force of Indonesian National Army</i> | - | 6 | 14 | - | 20 |
| KPP Pratama Purbalingga/ <i>Purbalingga Pratama Tax Office</i> | - | 30 | 56 | 6 | 92 |
| Badan Narkotika Nasional Purbalingga/ <i>Purbalingga National Narcotics Agency</i> | - | 3 | 9 | - | 12 |
| Komisi Pemilihan Umum Purbalingga/ <i>General Election Commission of Purbalingga Regency</i> | - | 1 | 13 | 1 | 15 |
| Jumlah/Total | 10 | 166 | 1 146 | 148 | 1 470 |

Catatan/ Note: Jumlah PNS BNN Purbalingga terbagi 17 PNS dan 3 POLRI/
Number of Civil Servants in Purbalingga National Narcotics Agency consists of 17 Civil Servants and 3 Police

Sumber/ Source: Kantor/Instansi/Dinas Terkait/ Office/Agency/Department Related

Tabel
Table 2.3.6

Jumlah PNS dan CPNS di Luar Lingkungan Pemerintah Kabupaten Purbalingga Menurut Unit Kerja dan Tingkat Pendidikan, 2021
Number of Civil Servants at External Government Environment by Institution and Educational Level, 2021

| Unit Kerja <i>Institution</i> | Tingkat Pendidikan <i>Educational Level</i> | | |
|---|--|---|---|
| | Sampai dengan SD/ <i>Up to Primary School</i> | SLTP/ Sederajat General Vocational <i>Junior High School</i> | SMA/ Sederajat/ General Vocational Senior High School |
| (1) | (2) | (3) | (4) |
| Pengadilan Negeri Purbalingga/ <i>Purbalingga District Court</i> | - | - | 5 |
| Pengadilan Agama Purbalingga/ <i>Purbalingga Religious Court</i> | - | - | 2 |
| Rumah Tahanan Negara Purbalingga/ <i>Purbalingga Detention Center</i> | - | - | 34 |
| Kantor Pertanahan Purbalingga/ <i>Land Office of Purbalingga Regency</i> | 1 | - | 6 |
| Polres Purbalingga/ <i>Purbalingga Police Resort</i> | - | - | 22 |
| Kodim 0702 Purbalingga/ <i>Purbalingga Military District Command</i> | - | - | 19 |
| Kejaksaan Negeri Purbalingga/ <i>Purbalingga State Attorney</i> | - | - | 13 |
| Kantor Kementerian Agama Purbalingga/ <i>Purbalingga Ministry of Religious Affairs</i> | 3 | 6 | 65 |
| Badan Pusat Statistik Purbalingga/ <i>BPS-Statistics of Purbalingga Regency</i> | - | - | 8 |
| RUPBASAN Purbalingga/ <i>Home of Foreclosure State</i> | - | - | 8 |
| Pangkalan TNI AU Jenderal Besar Soedirman/ <i>Jenderal Besar Soedirman Air Force of Indonesian National Army</i> | - | - | 13 |
| KPP Pratama Purbalingga/ <i>Purbalingga Pratama Tax Office</i> | - | 1 | 3 |
| Badan Narkotika Nasional Purbalingga/ <i>Purbalingga National Narcotics Agency</i> | - | - | 1 |
| Komisi Pemilihan Umum Purbalingga/ <i>General Election Commission of Purbalingga Regency</i> | - | - | 1 |
| Jumlah/Total | 4 | 7 | 200 |

Lanjutan Tabel/*Continued Table 2.3.6*

| Unit Kerja <i>Institution</i> | Tingkat Pendidikan <i>Educational Level</i> | | |
|---|--|------------|---|
| | Diploma I | Diploma II | Diploma III/Akta III/ Sarjana Muda/ <i>Diploma III/Akta III/ Bachelor</i> |
| (1) | (5) | (6) | (7) |
| Pengadilan Negeri Purbalingga/ <i>Purbalingga District Court</i> | - | - | 2 |
| Pengadilan Agama Purbalingga/ <i>Purbalingga Religious Court</i> | - | 1 | - |
| Rumah Tahanan Negara Purbalingga/ <i>Purbalingga Detention Center</i> | - | - | - |
| Kantor Pertanahan Purbalingga/ <i>Land Office of Purbalingga Regency</i> | 2 | - | 1 |
| Polres Purbalingga/ <i>Purbalingga Police Resort</i> | 1 | - | 4 |
| Kodim 0702 Purbalingga/ <i>Purbalingga Military District Command</i> | - | - | - |
| Kejaksaan Negeri Purbalingga/ <i>Purbalingga State Attorney</i> | - | - | 2 |
| Kantor Kementerian Agama Purbalingga/ <i>Purbalingga Ministry of Religious Affairs</i> | - | 17 | 6 |
| Badan Pusat Statistik Purbalingga/ <i>BPS-Statistics of Purbalingga Regency</i> | - | - | 8 |
| RUPBASAN Purbalingga/ <i>Home of Foreclosure State</i> | - | - | - |
| Pangkalan TNI AU Jenderal Besar Soedirman/ <i>Jenderal Besar Soedirman Air Force of Indonesian National Army</i> | - | - | 4 |
| KPP Pratama Purbalingga/ <i>Purbalingga Pratama Tax Office</i> | 22 | - | 21 |
| Badan Narkotika Nasional Purbalingga/ <i>Purbalingga National Narcotics Agency</i> | - | - | 3 |
| Komisi Pemilihan Umum Purbalingga/ <i>General Election Commission of Purbalingga Regency</i> | - | - | 1 |
| Jumlah/Total | 25 | 18 | 52 |

Lanjutan Tabel/Continued Table 2.3.6

| Unit Kerja <i>Institution</i> | Tingkat Pendidikan <i>Educational Level</i> | | | Jumlah <i>Total</i> |
|---|--|--------------|-----------|------------------------|
| | Diploma IV | S1 | S2/S3 | |
| (1) | (5) | (9) | (10) | (11) |
| Pengadilan Negeri Purbalingga/ <i>Purbalingga District Court</i> | - | 18 | 4 | 29 |
| Pengadilan Agama Purbalingga/ <i>Purbalingga Religious Court</i> | - | 15 | 3 | 21 |
| Rumah Tahanan Negara Purbalingga/ <i>Purbalingga Detention Center</i> | - | 20 | 1 | 55 |
| Kantor Pertanahan Purbalingga/ <i>Land Office of Purbalingga Regency</i> | 2 | 18 | 3 | 33 |
| Polres Purbalingga/ <i>Purbalingga Police Resort</i> | - | 10 | 1 | 38 |
| Kodim 0702 Purbalingga/ <i>Purbalingga Military District Command</i> | - | - | - | 19 |
| Kejaksaan Negeri Purbalingga/ <i>Purbalingga State Attorney</i> | - | 21 | 4 | 40 |
| Kantor Kementerian Agama Purbalingga/ <i>Purbalingga Ministry of Religious Affairs</i> | - | 888 | 59 | 1 044 |
| Badan Pusat Statistik Purbalingga/ <i>BPS-Statistics of Purbalingga Regency</i> | 8 | 4 | 6 | 34 |
| RUPBASAN Purbalingga/ <i>Home of Foreclosure State</i> | 1 | 8 | 1 | 18 |
| Pangkalan TNI AU Jenderal Besar Soedirman/ <i>Jenderal Besar Soedirman Air Force of Indonesian National Army</i> | - | 3 | - | 20 |
| KPP Pratama Purbalingga/ <i>Purbalingga Pratama Tax Office</i> | - | 37 | 8 | 92 |
| Badan Narkotika Nasional Purbalingga/ <i>Purbalingga National Narcotics Agency</i> | - | - | 8 | 12 |
| Komisi Pemilihan Umum Purbalingga/ <i>General Election Commission of Purbalingga Regency</i> | - | 12 | 1 | 15 |
| Jumlah/Total | 11 | 1 054 | 99 | 1 470 |

Sumber/ Source: Kantor/Instansi/Dinas Terkait/ Office/Agency/Department Related

Tabel
Table 2.3.7

Jumlah PNS dan CPNS di Luar Lingkungan Pemerintah Kabupaten Purbalingga Menurut Jenis Kelamin, 2021
Number of Civil Servants at External Government Environment by Institution and Sex, 2021

| Unit Kerja <i>Institution</i> | Jenis Kelamin <i>Sex</i> | | |
|---|-----------------------------|----------------------------|------------------------|
| | Laki-laki <i>Male</i> | Perempuan <i>Female</i> | Jumlah <i>Total</i> |
| (1) | (2) | (3) | (4) |
| Pengadilan Negeri Purbalingga/ <i>Purbalingga District Court</i> | 15 | 14 | 29 |
| Pengadilan Agama Purbalingga/ <i>Purbalingga Religious Court</i> | 18 | 3 | 21 |
| Rumah Tahanan Negara Purbalingga/ <i>Purbalingga Detention Center</i> | 45 | 10 | 55 |
| Kantor Pertanahan Purbalingga/ <i>Land Office of Purbalingga Regency</i> | 22 | 11 | 33 |
| Polres Purbalingga/ <i>Purbalingga Police Resort</i> | 18 | 20 | 38 |
| Kodim 0702 Purbalingga/ <i>Purbalingga Military District Command</i> | 13 | 6 | 19 |
| Kejaksaan Negeri Purbalingga/ <i>Purbalingga State Attorney</i> | 22 | 18 | 40 |
| Kantor Kementerian Agama Purbalingga/ <i>Purbalingga Ministry of Religious Affairs</i> | 437 | 607 | 1 044 |
| Badan Pusat Statistik Purbalingga/ <i>BPS-Statistics of Purbalingga Regency</i> | 23 | 11 | 34 |
| RUPBASAN Purbalingga/ <i>Home of Foreclosure State</i> | 12 | 6 | 18 |
| Pangkalan TNI AU Jenderal Besar Soedirman/ <i>Jenderal Besar Soedirman Air Force of Indonesian National Army</i> | 9 | 11 | 20 |
| KPP Pratama Purbalingga/ <i>Purbalingga Pratama Tax Office</i> | 65 | 27 | 92 |
| Badan Narkotika Nasional Purbalingga/ <i>Purbalingga National Narcotics Agency</i> | 4 | 8 | 12 |
| Komisi Pemilihan Umum Purbalingga/ <i>General Election Commission of Purbalingga Regency</i> | 9 | 6 | 15 |
| Jumlah/Total | 712 | 758 | 1 470 |

Sumber/ Source: Kantor/Instansi/Dinas Terkait/ Office/Agency/Department Related

2.4 KEUANGAN PEMERINTAH GOVERNMENT FINANCE

Tabel 2.4.1 **Realisasi dan Perkembangan Realisasi Anggaran Pendapatan Pemerintah Daerah Kabupaten Purbalingga Tahun Anggaran 2021 (ribu rupiah)**
Actual and Progress Revenues of Government of Purbalingga Regency (thousand rupiahs), 2021

| Jenis Pendapatan/Kind of Revenues | Anggaran Revenues | Realisasi Actual | Persentase Percentage |
|--|-------------------|------------------|-----------------------|
| (1) | (2) | (3) | (4) |
| 1, PENDAPATAN/REVENUE | 1 717 181 501 | 1 579 662 703 | 91,99 |
| 1,1 Pendapatan Asli Daerah/Original Local Government Revenue | 289 814 522 | 377 622 376 | 130,30 |
| 1, Pajak Daerah/Local Taxes | 55 825 000 | 61 305 565 | 109,82 |
| 2, Retribusi Daerah/Retributions | 12 415 891 | 12 305 076 | 99,11 |
| 3, Hasil Kekayaan Daerah yang Dipisahkan/ Income of Regional Gov, Corporate and Management of Separated Reg, Gov, Wealth | 18 439 442 | 18 439 442 | 100,00 |
| 4, Lain-lain yang sah/Other Original Local Government Revenue | 203 134 189 | 285 572 293 | 140,58 |
| 1,2 Dana Perimbangan/Balanced Budget | 1 188 666 504 | 969 599 193 | 81,57 |
| 1, Bagi Hasil Pajak/Tax Sharing | 25 293 473 | 35 912 135 | 141,98 |
| 2, Dana Alokasi Umum/General Allocation Funds | 830 050 600 | 830 050 600 | 100,00 |
| 3, Dana Alokasi Khusus/Special Allocation Funds | 333 322 431 | 103 636 458 | 31,09 |
| 4, Bagi Hasil Bukan Pajak/Non Tax | - | - | - |
| 1,3 Lain-lain Pendapatan Daerah yang Sah/Other Legal Revenue | 238 700 475 | 232 441 134 | 97,38 |
| 1, Pendapatan Hibah/Grants | 12 163 750 | 8 654 020 | 71,15 |
| 2, Dana Bagi Hasil Pajak dari Provinsi/Tax Sharing from Province | 112 992 776 | 124 624 802 | 110,29 |
| 3, Dana Penyesuaian dan Otonomi Khusus/ Special Outonomous and Balancing Funds | - | - | - |
| 4, Bantuan Keuangan dari Provinsi atau Pemerintah Daerah Lainnya/Financial Assistance from Province and Other Local Government | 14 017 000 | 687 000 | 4,90 |
| 5, Dana Penyesuaian Tunjangan Pendidikan/ Education Allowance and Balancing Funds | 92 945 000 | 92 543 090 | 99,57 |
| 6, Pendapatan Bagi Hasil Lainnya/Revenue for Other Outcomes | - | - | - |
| 7, Pendapatan Lainnya/ Other Revenue | 6 581 949 | 5 932 222 | 90,13 |

Catatan/Note : Laporan keuangan unaudited/Financial statements unaudited

Sumber/Source: Badan Keuangan Daerah Kabupaten Purbalingga/ Purbalingga Regency Regional Finance Agency

Tabel
Table 2.4.2

**Realisasi dan Perkembangan Anggaran Belanja
Pemerintah Daerah Kabupaten Purbalingga Tahun
Anggaran 2021 (ribu rupiah)
Actual and Progress Expenditures of Government of
Purbalingga Regency (thousand rupiahs), 2021**

| Jenis Belanja/Kind of Expenditures | Anggaran Revenues | Realisasi Actual | Persentase Percentage |
|--|-------------------|------------------|-----------------------|
| (1) | (2) | (3) | (4) |
| 1. BELANJA/EXPENDITURE | 2 147 958 138 | 1 903 098 852 | 88,60 |
| 1.1 Belanja Tidak Langsung/Indirect Expenditure | 1 296 410 344 | 1 249 318 593 | 96,37 |
| 1. Belanja Pegawai/Personnel Expenditure | 821 680 951 | 788 180 953 | 95,92 |
| 2. Belanja Bunga/Retributions | - | - | - |
| 3. Belanja Subsidi/Subsidies Expenditure | - | - | - |
| 4. Belanja Hibah/Grant | 50 554 700 | 47 058 809 | 93,08 |
| 5. Belanja Bantuan Sosial/Social Expenditure | 17 882 828 | 15 571 185 | 87,07 |
| 6. Belanja Bagi Hasil Kepada Provinsi/Kabupaten/Kota dan Pemerintahan Desa/Sharing Fund Expenditure to Provincial District/City and Village Government | 6 937 738 | 6 927 445 | 99,85 |
| 7. Belanja Bantuan Keuangan/Financial Assistance Expenditure | 386 399 224 | 386 399 191 | 100,00 |
| 8. Belanja Tidak Terduga/Unpredicted Expenditure | 12 954 903 | 5 181 010 | 39,99 |
| 1.2 Belanja Langsung/Direct Expenditure | 851 547 794 | 653 780 259 | 76,78 |
| 1. Belanja Pegawai/Personnel Expenditure | 122 638 937 | 112 899 938 | 92,06 |
| 2. Belanja Barang dan Jasa/Goods and Services Expenditure | 488 463 641 | 361 509 176 | 74,01 |
| 3. Belanja Modal/Capital Expenditure | 240 445 216 | 179 371 145 | 74,60 |

Catatan/Note : Laporan keuangan unaudited/Financial statements unaudited

Sumber/Source : Badan Keuangan Daerah Kabupaten Purbalingga/ Purbalingga Regency Regional Finance Agency

Tabel
Table 2.4.3

**Realisasi dan Perkembangan Anggaran Pembiayaan
Pemerintah Daerah Kabupaten Purbalingga Tahun
Anggaran 2021 (ribu rupiah)
Actual and Progress Financing of Government of
Purbalingga Regency (thousand rupiahs), 2021**

| Jenis Pembiayaan/Kind of Financing | Anggaran Revenues | Realisasi Actual | Persentase Percentage |
|---|----------------------|---------------------|--------------------------|
| (1) | (2) | (3) | (4) |
| 1. PEMBIAYAAN DAERAH/REGIONAL FINANCING | | | |
| 1.1 Penerimaan Pembiayaan Daerah/ Acceptance Regional Financing | 179 575 632 | 179 575 633 | 100,00 |
| 1. Sisa Lebih Perhitungan Anggaran Tahun Anggaran Sebelumnya Remaining Budget Previous Fiscal Year | 179 575 632 | 179 575 633 | 100,00 |
| 2. Penerimaan Pinjaman Daerah/Acceptance Regional Loans | - | - | - |
| 3. Pencairan Dana Cadangan/Liquidation of Reserve Funds | - | - | - |
| 4. Penerimaan Kembali Pemberian Pinjaman Daerah/ Acceptance Back Lending Regions | - | - | - |
| 1.2 Pengeluaran Pembiayaan Daerah/ Expenditure Regional Financing | 12 067 426 | 12 017 426 | 99,59 |
| 1. Investasi Pemerintah Daerah/Regional Government Investment | 12 067 426 | 12 017 426 | 99,59 |
| 2. Pembayaran Pokok Hutang/Debt Principal Payments | - | - | - |
| 3. Pemberian Pinjaman Daerah/Lending Regions | - | - | - |
| 4. Pembentukan Dana Cadangan/ Establishment Reserve Fund | - | - | - |
| Pembiayaan Netto/ Gross Regional Financing | 167 508 206 | 167 558 207 | 100,03 |
| Sisa Lebih Perhitungan Anggaran/Remaining Budget | | | |

Catatan/Note : Laporan keuangan unaudited/Financial statements unaudited

Sumber/Source: Badan Keuangan Daerah Kabupaten Purbalingga/ Purbalingga Regency Regional Finance Agency

Tabel
Table 2.4.4

Target dan Realisasi Hasil Pungutan PBB Sektor Pedesaan dan Perkotaan Menurut Kecamatan (ribu rupiah), 2020 dan 2021

Target and Actual Property Tax Result Urban and Rural Sector by Subdistrict (thousand rupiahs), 2020 and 2021

| Kecamatan Subdistrict | 2020 | | 2021 | |
|--------------------------|-------------------|---------------------|-------------------|---------------------|
| | Target | Realisasi Actual | Target | Realisasi Actual |
| (1) | (2) | (3) | (4) | (5) |
| Kemangkong | 1 644 016 | 1 643 009 | 1 049 188 | 1 082 340 |
| Bukateja | 1 729 080 | 1 699 295 | 819 533 | 846 086 |
| Kejobong | 988 158 | 988 163 | 1 667 914 | 1 678 116 |
| Pengadegan | 706 676 | 706 679 | 411 498 | 424 228 |
| Kaligondang | 1 178 778 | 1 157 745 | 1 293 021 | 1 333 043 |
| Purbalingga | 2 865 107 | 2 822 128 | 2 772 198 | 2 951 943 |
| Kalimanah | 2 025 394 | 1 940 920 | 1 988 506 | 1 985 148 |
| Padamara | 1 230 672 | 1 196 898 | 521 093 | 537 424 |
| Kutasari | 1 228 520 | 1 219 300 | 855 636 | 871 179 |
| Bojongsari | 1 156 645 | 1 148 157 | 908 649 | 912 202 |
| Mrebet | 1 223 860 | 1 068 223 | 873 454 | 897 280 |
| Bobotsari | 1 017 060 | 1 017 060 | 898 409 | 907 286 |
| Karangreja | 508 953 | 508 297 | 661 654 | 677 612 |
| Karangjambu | 423 188 | 423 198 | 678 762 | 700 034 |
| Karanganyar | 644 411 | 644 412 | 1 152 512 | 1 192 288 |
| Kertanegara | 463 315 | 463 315 | 1 183 161 | 1 210 743 |
| Karangmoncol | 777 635 | 764 377 | 675 808 | 697 127 |
| Rembang | 959 037 | 924 441 | 1 689 006 | 1 711 529 |
| Purbalingga | 20 770 505 | 20 335 617 | 20 100 002 | 20 615 608 |

Catatan/Note : Laporan keuangan unaudited/ *Financial statements unaudited*

Sumber/Source: Badan Keuangan Daerah Kabupaten Purbalingga/*Purbalingga Regency Regional Finance Agency*

Tabel
Table 2.4.5**Target dan Realisasi Hasil Pungutan PBB Sektor Pedesaan dan Perkotaan Menurut Kecamatan (ribu rupiah), 2020 dan 2021****Target and Actual Property Tax Result Urban and Rural Sector by Subdistrict (thousand rupiahs), 2020 and 2021**

| Sektor Sector | 2020 | | Persentase Percentage |
|--------------------|-------------------|---------------------|--------------------------|
| | Target | Realisasi Actual | |
| (1) | (2) | (3) | (4) |
| Pedesaan/ Urban | 8 264 175 | 8 635 685 | 104,50 |
| Perkotaan/ Rural | 11 235 825 | 11 693 233 | 104,07 |
| Purbalingga | 19 500 000 | 20 328 918 | 104,25 |

Lanjutan Tabel/*Continued Table 2.4.5*

| <i>Sektor Sector</i> | 2021 | | <i>Persentase Percentage</i> |
|--------------------------|-------------------|-----------------------------|----------------------------------|
| | <i>Target</i> | <i>Realisasi Actual</i> | |
| (1) | (2) | (3) | (4) |
| Pedesaan/ <i>Urban</i> | 8 503 778 | 8 923 397 | 104,93 |
| Perkotaan/ <i>Rural</i> | 11 596 222 | 11 692 210 | 100,83 |
| Purbalingga | 20 100 000 | 20 615 607 | 102,57 |

Sumber/*Source*: Badan Keuangan Daerah Kabupaten Purbalingga/*Purbalingga Regency Regional Finance Agency*

Tabel
Table 2.4.6

Target dan Realisasi Pungutan PBB Menurut Sektor (ribu rupiah) di Kabupaten Purbalingga, 2020 dan 2021
Target and Actual Property Tax Result by Sector (Thousand rupiahs) in Purbalingga Regency, 2020 and 2021

| Sektor Sector | 2020 | | Persentase Percentage |
|-------------------------------|----------------------|----------------------|--------------------------|
| | Target | Realisasi Actual | |
| (1) | (2) | (3) | (4) |
| Perkebunan/ <i>Plantation</i> | 16 500 000 | 33 985 285 | 205,97 |
| Perhutanan/ <i>Forestry</i> | 1 557 000 000 | 2 141 637 438 | 137,55 |
| Pertambangan/ <i>Mining</i> | 3 600 000 000 | - | - |
| Purbalingga | 5 173 500 000 | 2 175 622 723 | 42,05 |

Lanjutan Tabel/*Continued Table 2.4.6*

| Sektor Sector | 2021 | | Persentase Percentage |
|-------------------------------|----------------------|----------------------|--------------------------|
| | Target | Realisasi Actual | |
| (1) | (2) | (3) | (4) |
| Perkebunan/ <i>Plantation</i> | - | 21 974 832 | - |
| Perhutanan/ <i>Forestry</i> | 6 389 116 000 | 2 132 288 720 | 33,37 |
| Pertambangan/ <i>Mining</i> | - | 7 772 928 535 | - |
| Purbalingga | 6 389 116 000 | 9 927 192 087 | 155,38 |

Sumber/*Source*: Kantor Pelayanan Pajak Pratama Kabupaten Purbalingga/ *Purbalingga Regency Pratama Tax Office*

Tabel
Table 2.4.7**Aset Perusahaan Daerah dan BUMD Menurut Nama Badan Usaha di Kabupaten Purbalingga (ribu rupiah), 2018-2021**
Regional Company Assets and Regional Owned Enterprises by Name of Business Entity in Purbalingga Regency (thousand rupiahs), 2018-2021

| Nama BUMD Name of Business Entity | 2018 | 2019 | 2020 | 2021 |
|--|--------------------|--------------------|--------------------|--------------------|
| (1) | (2) | (3) | (4) | (5) |
| PT BPR BKK Purbalingga (Perseroda **) | 441 580 734 | 448 806 715 | 415 309 143 | 430 029 120 |
| Perumda BPR Artha Perwira *) | 115 398 435 | 115 918 499 | 106 986 989 | 125 212 090 |
| Perumda Air Minum Tirta Perwira **) | 109 294 904 | 113 868 184 | 121 305 819 | 127 950 684 |
| PT BPR Syariah Buana Mitra Perwira **) | 130 740 028 | 165 899 152 | 185 464 803 | 210 963 975 |
| PD Purbalingga Ventura **) | 832 795 | 814 834 | - | - |
| Perumda Puspahastama **) | 2 636 185 | 4 279 473 | 7 656 532 | 12 305 081 |
| Perumda Owabong **) | 54 622 237 | 86 676 855 | 75 502 791 | 75 531 627 |
| Purbalingga | 855 105 318 | 936 263 712 | 912 226 077 | 981 992 577 |

Catatan/Note : *) Audited **) Unaudited

Sumber/Source: Bagian Perekonomian SETDA Kabupaten Purbalingga/Economic Division of the Regional Secretariat of Purbalingga Regency

2.5 PEMILIHAN UMUM GENERAL ELECTION

Tabel 2.5.1 Jumlah Tempat Pemungutan Suara (TPS) dan Pemilih dalam Pelaksanaan Pemilihan Bupati dan Wakil Bupati Menurut Kecamatan di Kabupaten Purbalingga, 2020
Number of Voting Place and Voters in Election Regent and Vice Regent by Subdistrict in Purbalingga Regency, 2020

| Kecamatan Subdistrict | Jumlah TPS Number of Voting Places | Jumlah Pemilih Number of Voters |
|--------------------------|---------------------------------------|------------------------------------|
| (1) | (2) | (3) |
| Kemangkon | 137 | 48 285 |
| Bukateja | 165 | 58 365 |
| Kejobong | 106 | 38 450 |
| Pengadegan | 92 | 31 159 |
| Kaligondang | 142 | 49 810 |
| Purbalingga | 136 | 42 446 |
| Kalimanah | 115 | 41 631 |
| Padamara | 97 | 32 791 |
| Kutasari | 140 | 47 334 |
| Bojongsari | 138 | 46 143 |
| Mrebet | 163 | 57 628 |
| Bobotsari | 109 | 40 350 |
| Karangreja | 90 | 33 945 |
| Karangjambu | 63 | 20 797 |
| Karanganyar | 90 | 30 965 |
| Kertanegara | 75 | 27 978 |
| Karangmoncol | 124 | 44 108 |
| Rembang | 147 | 51 361 |
| Purbalingga | 2 129 | 743 546 |

Sumber/Source: Komisi Pemilihan Umum Kabupaten Purbalingga/ National General Election Commission of Purbalingga Regency

Tabel
Table 2.5.2

Jumlah Perolehan Suara Sah dalam Pemilihan Bupati dan Wakil Bupati Berdasarkan Nama Pasangan Calon Bupati dan Wakil Bupati di Kabupaten Purbalingga, 2020
Number of Valid Votes in Election Regent and Vice Regent by Candidate of Regent and Vice Regent in Purbalingga Regency, 2020

| Pasangan Calon Bupati Dan Wakil Bupati <i>Candidate Regent and Vice Regent</i> | Perolehan Suara Sah <i>Number of Valid Votes</i> | | |
|---|---|---------------------------------|----------------------------|
| | Jumlah <i>Total</i> | Persentase <i>Percentage</i> | Peringkat <i>Ranked</i> |
| (1) | (2) | (3) | (4) |
| Dyah Hayuning Pratiwi, S.E., B.Econ., M.M. | 288 741 | 54,74 | 1 |
| H. Sudono, S.T., M.T. | | | |
| Muhammad Sulhan Fauzi, S.E., M.M. | 238 735 | 45,26 | 2 |
| Zaini Makarim Supriyatno, S.T. | | | |
| Purbalingga | 527 476 | 100,00 | |

Sumber/Source: Komisi Pemilihan Umum Kabupaten Purbalingga/ *National General Election Commission of Purbalingga Regency*

Tabel
Table 2.5.3

**Jumlah Perolehan Suara Sah dalam Pemilu Legislatif
Menurut Kecamatan di Kabupaten Purbalingga, 2019**
**Number of Valid Votes in the Legislative Election by
Subdistrict in Purbalingga Regency, 2019**

| Kecamatan Subdistrict | DPR | DPD | DPRD I | DPRD II |
|--------------------------|----------------|----------------|----------------|----------------|
| (1) | (2) | (3) | (4) | (5) |
| Kemangkön | 33 513 | 27 195 | 30 555 | 36 194 |
| Bukateja | 39 609 | 32 925 | 35 823 | 42 825 |
| Kejobong | 25 102 | 20 227 | 22 416 | 27 462 |
| Pengadegan | 20 687 | 17 164 | 18 644 | 22 314 |
| Kaligondang | 34 009 | 27 934 | 30 072 | 36 856 |
| Purbalingga | 32 148 | 26 976 | 29 860 | 33 471 |
| Kalimanah | 31 063 | 25 382 | 28 782 | 32 904 |
| Padamara | 23 349 | 19 129 | 20 772 | 25 373 |
| Kutasari | 30 456 | 23 408 | 26 526 | 35 457 |
| Bojongsari | 31 030 | 23 465 | 27 210 | 35 266 |
| Mrebet | 34 609 | 24 695 | 29 144 | 40 446 |
| Bobotsari | 25 186 | 18 698 | 21 232 | 28 434 |
| Karangreja | 20 369 | 14 635 | 17 228 | 23 646 |
| Karangjambu | 11 834 | 9 185 | 10 133 | 13 501 |
| Karanganyar | 18 361 | 13 802 | 15 587 | 20 444 |
| Kertanegara | 16 300 | 12 874 | 14 483 | 18 343 |
| Karangmoncol | 28 456 | 22 930 | 25 069 | 30 944 |
| Rembang | 31 084 | 25 266 | 27 028 | 33 473 |
| Purbalingga | 487 165 | 385 890 | 430 564 | 537 353 |

Sumber/Source: Komisi Pemilihan Umum Kabupaten Purbalingga/ National General Election Commission of Purbalingga Regency

Tabel
Table 2.5.4**Jumlah Tempat Pemungutan Suara (TPS) dan Pemilih dalam Pemilihan Legislatif Menurut Kecamatan di Kabupaten Purbalingga, 2019**
Number of Voting Place and Voters in the Legislative Election by Subdistrict in Purbalingga Regency, 2019

| Kecamatan Subdistrict | Jumlah TPS Number of Voting Places | Jumlah Pemilih Number of Voters |
|--------------------------|---------------------------------------|------------------------------------|
| (1) | (2) | (3) |
| Kemangkon | 191 | 49 108 |
| Bukateja | 224 | 58 896 |
| Kejobong | 143 | 39 038 |
| Pengadegan | 134 | 31 349 |
| Kaligondang | 187 | 49 894 |
| Purbalingga | 169 | 43 311 |
| Kalimanah | 151 | 42 091 |
| Padamara | 121 | 33 287 |
| Kutasari | 184 | 47 456 |
| Bojongsari | 180 | 46 454 |
| Mrebet | 220 | 57 899 |
| Bobotsari | 150 | 40 570 |
| Karangreja | 130 | 34 618 |
| Karangjambu | 85 | 20 908 |
| Karanganyar | 121 | 31 694 |
| Kertanegara | 109 | 28 352 |
| Karangmoncol | 177 | 44 758 |
| Rembang | 222 | 52 528 |
| Purbalingga | 2 898 | 752 211 |

Sumber/Source: Komisi Pemilihan Umum Kabupaten Purbalingga/ National General Election Commission of Purbalingga Regency

Tabel
Table 2.5.5

Jumlah Tempat Pemungutan Suara (TPS) dan Pemilih pada Pemilihan Presiden dan Wakil Presiden Menurut Kecamatan di Kabupaten Purbalingga, 2019
Number of Voting Place and Voters in the Election of President and Vice President by Subdistrict in Purbalingga Regency, 2019

| Kecamatan <i>Subdistrict</i> | Jumlah TPS <i>Number of Voting Places</i> | Jumlah Pemilih <i>Number of Voters</i> |
|---------------------------------|--|---|
| (1) | (2) | (3) |
| Kemangkon | 191 | 49 108 |
| Bukateja | 224 | 58 896 |
| Kejobong | 143 | 39 038 |
| Pengadegan | 134 | 31 349 |
| Kaligondang | 187 | 49 894 |
| Purbalingga | 169 | 43 311 |
| Kalimanah | 151 | 42 091 |
| Padamara | 121 | 33 287 |
| Kutasari | 184 | 47 456 |
| Bojongsari | 180 | 46 454 |
| Mrebet | 220 | 57 899 |
| Bobotsari | 150 | 40 570 |
| Karangreja | 130 | 34 618 |
| Karangjambu | 85 | 20 908 |
| Karanganyar | 121 | 31 694 |
| Kertanegara | 109 | 28 352 |
| Karangmoncol | 177 | 44 758 |
| Rembang | 222 | 52 528 |
| Purbalingga | 2 898 | 752 211 |

Sumber/Source: Komisi Pemilihan Umum Kabupaten Purbalingga/ National General Election Commission of Purbalingga Regency

03

BAB/ CHAPTER

PENDUDUK DAN KETENAGAKERJAAN

POPULATION AND EMPLOYMENT

Tingkat Partisipasi

Angkatan Kerja (TPAK)

Kabupaten Purbalingga, 2021

Labor Force Participation Rate in Purbalingga Regency, 2021



84,17

LAKI-LAKI
Male

PEREMPUAN
Female

55,42

Sumber/ Source : BPS, Survei Angkatan Kerja Nasional (Sakernas) Agustus/
BPS-Statistics Indonesia,
August National Labor Force Survey

Angka TPAK Laki-Laki lebih tinggi dari TPAK Perempuan, artinya rasio Angkatan Kerja Laki-Laki terhadap Jumlah Total Penduduk Laki-Laki lebih besar dari rasio Angkatan Kerja Perempuan dibanding Total Penduduk Perempuan.

The male LFPR rate is higher than female LFPR, that mean Ratio of Male Labor Force to Total Male Population greater than the ratio of the Female Labor Force compared to Total Female Population.

PENJELASAN TEKNIS

TECHNICAL NOTES

1. Salah satu sumber data kependudukan adalah sensus penduduk yang dilaksanakan setiap sepuluh tahun sekali. Sensus penduduk telah dilaksanakan sebanyak tujuh kali sejak Indonesia merdeka, yaitu tahun 1961, 1971, 1980, 1990, 2000, 2010, dan 2020.

Keenam sensus penduduk sebelumnya dilaksanakan dengan menggunakan metode tradisional, yaitu mencatat setiap penduduk dari rumah ke rumah. Pertama kalinya dalam sejarah sensus penduduk di Indonesia, Sensus Penduduk 2020 (SP2020) menggunakan metode kombinasi yaitu dengan memanfaatkan data Administrasi Kependudukan (Admuduk) dari Direktorat Jenderal Kependudukan dan Pencatatan Sipil (Ditjen Dukcapil) Kementerian Dalam Negeri (Kemendagri) sebagai data dasar pelaksanaan SP2020. Hal ini dirancang dan dilaksanakan sebagai upaya untuk mewujudkan "SATU DATA KEPENDUDUKAN INDONESIA".

SP2020 mencakup seluruh penduduk yang tinggal di wilayah teritorial Indonesia, mencakup Warga Negara Indonesia (WNI) dan Warga Negara Asing (WNA) yang telah menetap atau

1. One of the sources of demographic data is population census, which is conducted every ten years. Population Census has been conducted seven times since Indonesia's independence: 1961, 1971, 1980, 1990, 2000, 2010, and 2020.

The previous six population censuses were carried out using the traditional method, canvassing each person door-to-door. For the first time in the history of the population census in Indonesia, the 2020 Population Census (PC2020) used a combined method, that is utilizing Population Administration data managed by the Directorate General of Population and Civil Registration of the Ministry of Home Affairs as the basic data for the population census. This is designed and implemented as an effort to realize "ONE INDONESIAN POPULATION DATA".

PC2020 covered all residents who live in Indonesia's territory, including Indonesian citizens (WNI) and foreign citizens (WNA) who have stayed or plan to stay in Indonesian territory for at least one

berencana menetap di wilayah Indonesia selama minimal satu tahun. WNI yang dicakup juga termasuk mereka yang berada di luar negeri, yaitu Anggota Korps Diplomatik Republik Indonesia beserta keluarganya di luar negeri dan Anggota TNI/POLRI beserta keluarganya yang sedang melakukan misi perdamaian di luar negeri.

Untuk tahun yang tidak dilaksanakan sensus penduduk, data kependudukan diperoleh dari hasil proyeksi penduduk. Proyeksi penduduk merupakan suatu perhitungan ilmiah yang didasarkan pada asumsi dari komponen-komponen perubahan penduduk, yaitu kelahiran, kematian, dan migrasi (migrasi internasional dan migrasi risen antar provinsi). Proyeksi penduduk interim 2020-2023 dihitung menggunakan data dasar penduduk hasil perapihan umur dari data Administrasi Kependudukan dan SP2020 dengan menggunakan asumsi Angka Kelahiran Total sejak tahun 2020 konstan 2,1 (sesuai Proyeksi Survei Penduduk antar Sensus (SUPAS) 2015-2045), Angka Kematian Bayi (AKB) meneruskan hasil Proyeksi SUPAS 2015-2045, dan pola migrasi 2020 sama dengan pola migrasi hasil SUPAS 2015.

year. The Indonesian citizens who are covered also include those who are abroad, namely members of the Diplomatic Corps of the Republic of Indonesia and their families abroad and members of the TNI/POLRI and their families who are carrying out Peacekeeping Missions abroad.

For the periods besides the census year, population projection is applied to estimate population for those years. The population projection is an estimation based on the demographic components, such as birth, death, and migration (international migration and recent migration). The interim population projection for 2020-2023 is calculated from the single age smoothed combined from Population Administration Data and the 2020 Population Census. It uses the assumption that the Total Fertility Rate (TFR) since 2020 is constant at 2.1 (according to the population projection of 2015-2045 Intercensal Population Survey (SUPAS)), Infant Mortality Rate (IMR) continues the results of the 2015-2045 SUPAS Projection, and the 2020 migration pattern is the same as the pattern of migration in SUPAS2015 results.

Dalam publikasi ini, data yang disajikan merupakan hasil SP2020 (September), dan hasil proyeksi penduduk interim 2020-2023 (pertengahan tahun/Juni).

The data presented in this publication are the PC2020 results (September) and the result of interim population projection 2020-2023 (midyear/June).

2. **Penduduk Indonesia** adalah semua orang yang berdomisili di wilayah teritorial Indonesia, mencakup Warga Negara Indonesia (WNI) dan Warga Negara Asing (WNA) yang telah menetap selama satu tahun atau lebih atau berencana menetap di wilayah Indonesia selama minimal satu tahun. Pada sensus sebelumnya referensi waktu dalam konsep kependudukan adalah enam bulan. Perubahan ini didasari oleh UU No. 24 Tahun 2013 tentang Perubahan atas UU No. 23 Tahun 2006 tentang Administrasi Kependudukan pada Pasal 15.
3. **Laju pertumbuhan penduduk per tahun** adalah angka yang menunjukkan rata-rata tingkat penambahan penduduk per tahun dalam jangka waktu tertentu. Angka ini dinyatakan sebagai persentase dari penduduk dasar. Metode penghitungan laju pertumbuhan penduduk yang digunakan oleh BPS adalah metode geometrik.
4. **Kepadatan penduduk** adalah ukuran persebaran penduduk yang menunjukkan jumlah penduduk untuk setiap kilometer

2. **The population of Indonesia** are all people who live in Indonesia's territory, including Indonesian citizens and foreign citizens who have lived for one year or more or plan to stay in Indonesia territory for at least one year. In the previous census the time reference in the population concept was six months. This change is based on Law no. 24 of 2013 concerning Amendments to Law no. 23 of 2006 concerning Population Administration in Article 15.
3. **Annual population growth rate** is a number that shows the average rate of population growth per year in a certain period. This rate is a percentage of the basic population. The method used by Statistics Indonesia is the geometric method.
4. **Population density** is a measure of the distribution of the population which shows the total population for each square kilometer of area.

persegi luas wilayah.

5. **Rasio jenis kelamin** adalah perbandingan antara jumlah penduduk laki-laki dan jumlah penduduk perempuan pada suatu daerah dan waktu tertentu, yang biasanya dinyatakan dalam banyaknya penduduk lakilaki per 100 perempuan.
5. **Sex ratio** is the ratio of male population to female population in a given area and time, usually expressed as the number of males for every 100 females.
6. **Distribusi penduduk** adalah pola persebaran penduduk di suatu wilayah, baik berdasarkan batas-batas geografis maupun berdasarkan batas-batas administrasi pemerintahan.
6. **Population distribution** is the pattern of population distribution in an area, either by geographic boundaries or by government administrative boundaries.

<https://purbalinggakab.bps.go.id>

ULASAN

DESCRIPTION

Penduduk Kabupaten Purbalingga tahun 2021 berjumlah 1.007.794 yang terdiri dari 509.854 laki-laki dan 497.940 perempuan, dengan demikian rasio jenis kelamin 102,39. Banyaknya keluarga mencapai 342.436 atau rata-rata anggota per rumah tangga 3 orang.

Berdasarkan kelompok umur penduduk Kabupaten Purbalingga terdiri dari 0–14 tahun sebanyak 238.136 dan 15 tahun keatas sebanyak 769.658, dengan demikian laju pertumbuhan penduduk per tahun Kabupaten Purbalingga tahun 2020–2021 sebesar 0,92 persen.

Berdasarkan hasil Sakernas tahun 2021 penduduk usia 15 tahun keatas yang merupakan angkatan kerja sebanyak 503.682, sedangkan yang bukan angkatan kerja sebanyak 220.788. Penduduk yang bekerja sebanyak 473.232 terdiri dari 279.139 laki-laki dan 194.093 perempuan.

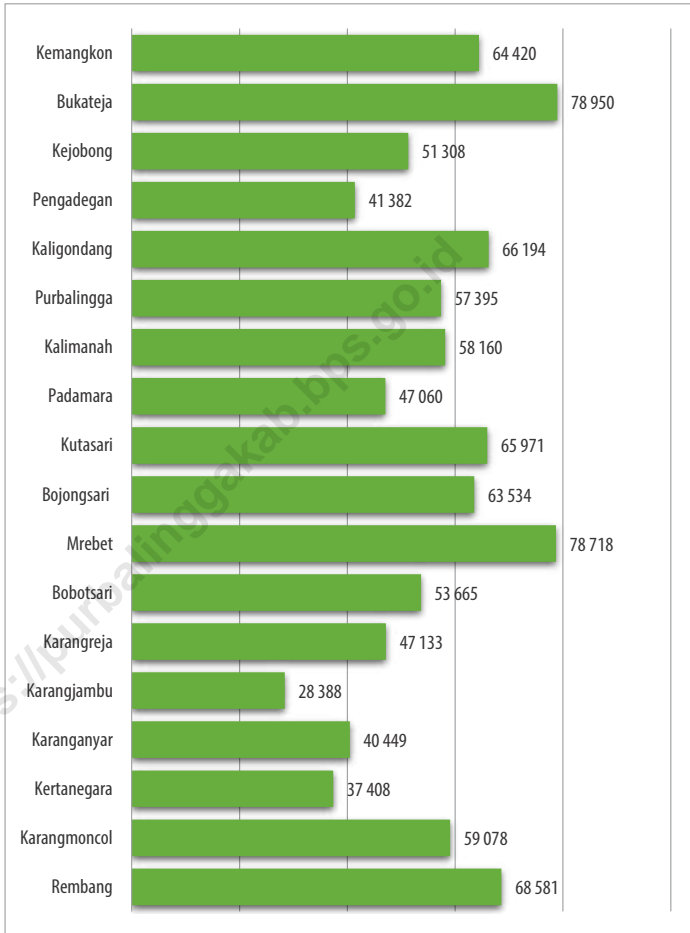
Population of Purbalingga Regency in 2021 amounted to 1.007.794 consists of 509.854 men and 497.940 women, thus the sex ratio of 102,39. Number of households reached 342.436 or average per household are 3 persons.

According to age group population of Purbalingga Regency consists of 0-14 years as many as 238.136 and 15 years and above as many as 769.658, thus annual population growth rate of Purbalingga Regency 2020-2021 is 0,92 percent.

Based on the Sakernas results years of 2021 population age 15 years and over who are a labor force 503.682, while are not a labor force 220.788. Working population as many as 473.232 consists of 279.139 men and 194.093 women.

Gambar 3.1
Figures

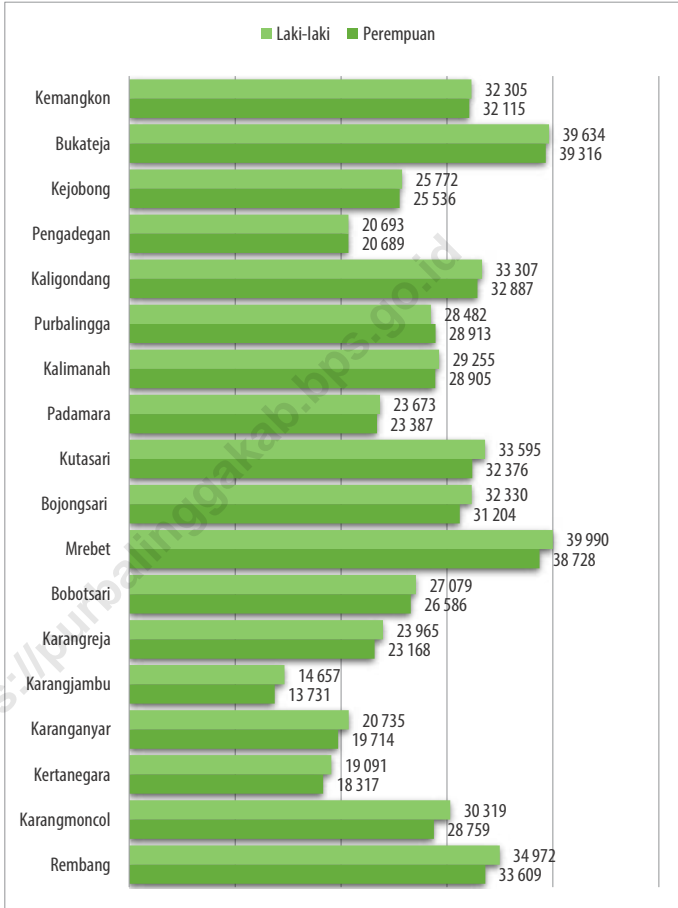
Penduduk Menurut Kecamatan di Kabupaten Purbalingga, 2021
Population by Subdistrict in Purbalingga Regency, 2021



Catatan/Note: 2021-Proyeksi Penduduk Interim 2020-2023/Interim Population Projection 2020-2023
 Sumber/Source: Dinas Kependudukan dan Pencatatan Sipil Kabupaten Purbalingga/Population and Civil Registration Agency Purbalingga

Gambar 3.2
Figures

Penduduk Menurut Kecamatan dan Jenis Kelamin di Kabupaten Purbalingga, 2021
Population by Subdistrict and Sex in Purbalingga Regency, 2021



Catatan/Note: 2021-Proyeksi Penduduk Interim 2020-2023/Interim Population Projection 2020-2023
 Sumber/Source: Dinas Kependudukan dan Pencatatan Sipil Kabupaten Purbalingga/Population and Civil Registration Agency Purbalingga

3.1 PENDUDUK POPULATION

Tabel 3.1.1 Penduduk, Laju Pertumbuhan Penduduk, Distribusi Persentase Penduduk, Kepadatan Penduduk, Rasio Jenis Kelamin Penduduk Menurut Kecamatan di Kabupaten Purbalingga, 2020 dan 2021
Population, Population Growth Rate, Percentage Distribution of Population, Population Density and Population Sex Ratio by Sub District in Purbalingga Regency, 2020 and 2021

| Kecamatan Subdistrict | Penduduk Population | | Laju Pertumbuhan Penduduk per Tahun Annual Population Growth Rate (%) | |
|--------------------------|------------------------|-------------------|---|------------------------|
| | 2020 ¹ | 2021 ² | 2010-2020 ³ | 2020-2021 ⁴ |
| (1) | (2) | (3) | (4) | (5) |
| Kemangkon | 63 622 | 64 420 | 1,92 | 1,25 |
| Bukateja | 78 114 | 78 950 | 1,74 | 1,07 |
| Kejobong | 50 738 | 51 308 | 1,79 | 1,12 |
| Pengadegan | 41 046 | 41 382 | 1,48 | 0,82 |
| Kaligondang | 65 548 | 66 194 | 1,65 | 0,99 |
| Purbalingga | 57 580 | 57 395 | 0,34 | - 0,32 |
| Kalimanah | 57 667 | 58 160 | 1,52 | 0,85 |
| Padamara | 46 533 | 47 060 | 1,80 | 1,13 |
| Kutasari | 65 235 | 65 971 | 1,80 | 1,13 |
| Bojongsari | 63 095 | 63 534 | 1,36 | 0,70 |
| Mrebet | 77 869 | 78 718 | 1,76 | 1,09 |
| Bobotsari | 53 319 | 53 665 | 1,31 | 0,65 |
| Karangreja | 46 640 | 47 133 | 1,72 | 1,06 |
| Karangjambu | 28 078 | 28 388 | 1,77 | 1,10 |
| Karanganyar | 40 091 | 40 449 | 1,56 | 0,89 |
| Kertanegara | 36 926 | 37 408 | 1,97 | 1,31 |
| Karangmoncol | 58 543 | 59 078 | 1,58 | 0,91 |
| Rembang | 67 917 | 68 581 | 1,64 | 0,98 |
| Purbalingga | 998 561 | 1 007 794 | 1,58 | 0,92 |

Lanjutan Tabel/*Continued Table* 3.1.1

| Kecamatan Subdistrict | Persentase Penduduk Percentage of Total Population | | Kepadatan Penduduk (per km ²) ⁵ Population Density per sq.km | |
|--------------------------|---|-------------------|--|-------------------|
| | 2020 ¹ | 2021 ² | 2020 ¹ | 2021 ² |
| (1) | (6) | (7) | (8) | (9) |
| Kemangkon | 6,37 | 6,39 | 1 410 | 1 427 |
| Bukateja | 7,82 | 7,83 | 1 842 | 1 862 |
| Kejobong | 5,08 | 5,09 | 1 269 | 1 283 |
| Pengadegan | 4,11 | 4,11 | 983 | 991 |
| Kaligondang | 6,56 | 6,57 | 1 297 | 1 310 |
| Purbalingga | 5,77 | 5,70 | 3 912 | 3 899 |
| Kalimanah | 5,78 | 5,77 | 2 562 | 2 584 |
| Padamara | 4,66 | 4,67 | 2 694 | 2 725 |
| Kutasari | 6,53 | 6,55 | 1 233 | 1 247 |
| Bojongsari | 6,32 | 6,30 | 2 157 | 2 172 |
| Mrebet | 7,80 | 7,81 | 1 626 | 1 644 |
| Bobotsari | 5,34 | 5,32 | 1 652 | 1 662 |
| Karangreja | 4,67 | 4,68 | 626 | 633 |
| Karangjambu | 2,81 | 2,82 | 609 | 616 |
| Karanganyar | 4,01 | 4,01 | 1 312 | 1 324 |
| Kertanegara | 3,70 | 3,71 | 971 | 984 |
| Karangmoncol | 5,86 | 5,86 | 971 | 980 |
| Rembang | 6,80 | 6,81 | 742 | 749 |
| Purbalingga | 100,00 | 100,00 | 1 284 | 1 296 |

Lanjutan Tabel/Continued Table 3.1.1

| Kecamatan Subdistrict | Rasio Jenis Kelamin Population Sex Ratio | |
|--------------------------|---|-------------------|
| | 2020 ¹ | 2021 ² |
| (1) | (10) | (11) |
| Kemangkon | 100,66 | 100,59 |
| Bukateja | 101,03 | 100,81 |
| Kejobong | 100,76 | 100,92 |
| Pengadegan | 100,18 | 100,02 |
| Kaligondang | 100,94 | 101,28 |
| Purbalingga | 98,60 | 98,51 |
| Kalimanah | 101,36 | 101,21 |
| Padamara | 101,17 | 101,22 |
| Kutasari | 103,85 | 103,77 |
| Bojongsari | 103,87 | 103,61 |
| Mrebet | 103,26 | 103,26 |
| Bobotsari | 102,01 | 101,85 |
| Karangreja | 103,58 | 103,44 |
| Karangjambu | 106,73 | 106,74 |
| Karanganyar | 105,20 | 105,18 |
| Kertanegara | 104,07 | 104,23 |
| Karangmoncol | 105,31 | 105,42 |
| Rembang | 104,19 | 104,06 |
| Purbalingga | 102,40 | 102,39 |

Catatan/Note: ¹ Hasil Sensus Penduduk (SP) 2020 (September)/The Result of 2020 Population Census (September)

² Hasil Proyeksi Penduduk Interim 2020–2023 (Pertengahan tahun/Juni)/The result of Interim Population Projection 2020–2023 (mid year/June)

³ Laju pertumbuhan penduduk dihitung berdasarkan penduduk tahun 2010 (Mei) dibandingkan dengan penduduk tahun 2020 (September)/The growth rate refers to the change of the population in 2010 (May) to the population in 2020 (September)

⁴ Laju pertumbuhan penduduk dihitung berdasarkan penduduk tahun 2020 (September) dibandingkan dengan penduduk tahun 2021 (Juni)/The growth rate refers to the change of the population in 2020 (September) to the population in 2021 (June)

⁵ Luas provinsi berdasarkan Peraturan Menteri Dalam Negeri Nomor 72 Tahun 2019 tanggal 25 Oktober 2019/Province area Based on Minister of Home Affairs Regulation Number 72/2019, October 25th, 2019

Sumber/Source: BPS dan Kementerian Dalam Negeri/BPS-Statistics Indonesia and Ministry of Home Affairs

Tabel
Table 3.1.2

Jumlah Penduduk Menurut Kelompok Umur dan Jenis Kelamin di Kabupaten Purbalingga, 2021
Population by Age Group and Sex in Purbalingga Regency, 2021

| Kecamatan <i>Subdistrict</i> | Jenis Kelamin <i>Sex</i> | | |
|---------------------------------|-----------------------------|----------------------------|------------------------|
| | Laki-laki <i>Male</i> | Perempuan <i>Female</i> | Jumlah <i>Total</i> |
| (1) | (2) | (3) | (4) |
| 0-4 | 41 198 | 39 391 | 80 589 |
| 5-9 | 42 068 | 36 202 | 78 270 |
| 10-14 | 40 989 | 38 289 | 79 277 |
| 15-19 | 38 924 | 36 495 | 75 418 |
| 20-24 | 33 974 | 38 804 | 72 777 |
| 25-29 | 36 636 | 32 739 | 69 375 |
| 30-34 | 35 871 | 39 199 | 75 070 |
| 35-39 | 37 462 | 33 495 | 70 958 |
| 40-44 | 33 650 | 32 723 | 66 373 |
| 45-49 | 32 641 | 33 169 | 65 811 |
| 50-54 | 30 157 | 36 374 | 66 531 |
| 55-59 | 27 619 | 24 253 | 51 872 |
| 60-64 | 26 975 | 28 422 | 55 397 |
| 65-69 | 23 581 | 18 370 | 41 951 |
| 70-74 | 16 500 | 13 351 | 29 851 |
| 75+ | 11 609 | 16 665 | 28 274 |
| Purbalingga | 509 854 | 497 940 | 1 007 794 |

Catatan/Note: Hasil Proyeksi Penduduk Interim 2020-2023 (Pertengahan tahun/Juni)/*The result of Interim Population Projection 2020–2023 (mid year/June)*

Sumber/Source: BPS/BPS-Statistics Indonesia

Tabel
Table 3.1.3**Jumlah Penduduk Menurut Kecamatan dan Jenis Kelamin di Kabupaten Purbalingga, 2021**
Population by Subdistrict and Sex in Purbalingga Regency, 2021

| Kecamatan Subdistrict | Jenis Kelamin Sex | | |
|--------------------------|----------------------|---------------------|------------------|
| | Laki-laki Male | Perempuan Female | Jumlah Total |
| (1) | (2) | (3) | (4) |
| Kemangkon | 32 305 | 32 115 | 64 420 |
| Bukateja | 39 634 | 39 316 | 78 950 |
| Kejobong | 25 772 | 25 536 | 51 308 |
| Pengadegan | 20 693 | 20 689 | 41 382 |
| Kaligondang | 33 307 | 32 887 | 66 194 |
| Purbalingga | 28 482 | 28 913 | 57 395 |
| Kalimanah | 29 255 | 28 905 | 58 160 |
| Padamara | 23 673 | 23 387 | 47 060 |
| Kutasari | 33 595 | 32 376 | 65 971 |
| Bojongsari | 32 330 | 31 204 | 63 534 |
| Mrebet | 39 990 | 38 728 | 78 718 |
| Bobotsari | 27 079 | 26 586 | 53 665 |
| Karangreja | 23 965 | 23 168 | 47 133 |
| Karangjambu | 14 657 | 13 731 | 28 388 |
| Karanganyar | 20 735 | 19 714 | 40 449 |
| Kertanegara | 19 091 | 18 317 | 37 408 |
| Karangmoncol | 30 319 | 28 759 | 59 078 |
| Rembang | 34 972 | 33 609 | 68 581 |
| Purbalingga | 509 854 | 497 940 | 1 007 794 |

Catatan/Note: Hasil Proyeksi Penduduk Interim 2020-2023 (Pertengahan tahun/Juni)/The result of Interim Population Projection 2020-2023 (mid year/June)

Sumber/Source: BPS/BPS-Statistics Indonesia

Tabel
Table 3.1.4

Jumlah Kepala Keluarga dan Rata-rata Banyaknya Anggota Keluarga Menurut Kecamatan, 2021
Number of Households and Average Households Size by Subdistrict, 2021

| Kecamatan Subdistrict | Kepala Keluarga Household | Rata-rata Banyaknya Anggota Rumah Tangga Average Household Size |
|--------------------------|------------------------------|---|
| (1) | (2) | (3) |
| Kemangkon | 22 590 | 2,89 |
| Bukateja | 26 710 | 3,00 |
| Kejobong | 17 977 | 2,92 |
| Pengadegan | 14 196 | 2,96 |
| Kaligondang | 23 119 | 2,92 |
| Purbalingga | 20 552 | 2,86 |
| Kalimanah | 19 817 | 2,89 |
| Padamara | 15 522 | 2,96 |
| Kutasari | 21 870 | 3,04 |
| Bojongsari | 21 183 | 3,03 |
| Mrebet | 27 255 | 2,93 |
| Bobotsari | 18 441 | 2,99 |
| Karangreja | 15 327 | 3,06 |
| Karangjambu | 9 193 | 3,12 |
| Karanganyar | 13 971 | 3,01 |
| Kertanegara | 12 483 | 3,07 |
| Karangmoncol | 19 305 | 3,11 |
| Rembang | 22 925 | 3,06 |
| Purbalingga | 342 436 | 2,98 |

Catatan/Note: Data Penduduk per Desember 2021/Population Data of December 2021
 Sumber/Source: Dinas Kependudukan dan Pencatatan Sipil Kabupaten Purbalingga/Population and Civil Registration Agency Purbalingga

Tabel 3.1.5 **Jumlah Pelayanan Dokumen Kependudukan di Kabupaten Purbalingga, 2018-2021**
Number Service of Residence Document in Purbalingga Regency, 2018-2021

| Uraian Description | 2018 | 2019 | 2020 | 2021 |
|--|--------|--------|--------|--------|
| (1) | (3) | (4) | (5) | (6) |
| Kelahiran/ Birth | 27 866 | 33 102 | 21 541 | 26 189 |
| Kematian/ Dead | 3 608 | 402 | 5 202 | 4 473 |
| Perkawinan/ Marriage | 45 | 42 | 37 | 56 |
| Perceraian/ Divorce | 8 | 9 | 5 | 9 |
| Pengakuan Anak/ Recognition of Children | - | - | - | - |
| Pengesahan Anak/ Endorsement Child | - | 39 | 39 | 3 |
| Pengangkatan Anak/ Adoptions | - | - | - | 26 |

Sumber/Source: Dinas Kependudukan dan Pencatatan Sipil Kabupaten Purbalingga/
 Population and Civil Registration Agency Purbalingga

Tabel
Table 3.1.6

**Jumlah Pelayanan Kependudukan di Kabupaten
Purbalingga, 2020 dan 2021**
**Number of Residence Service in Purbalingga Regency, 2020
and 2021**

| Uraian Description | 2020 | 2021 |
|-----------------------------|---------|---------|
| (1) | (2) | (3) |
| Perekaman/Recording | 139 347 | 155 939 |
| Belum Rekam/Unrecording | 8 315 | 3 563 |
| Pencetakan/Printing | 118 332 | 536 865 |
| Pencetakan KIA/KIA Printing | 40 251 | 124 805 |
| PRR | 429 | 1 027 |

Sumber/Source: Dinas Kependudukan dan Pencatatan Sipil Kabupaten Purbalingga/
Population and Civil Registration Agency Purbalingga

Tabel
Table 3.1.7

Jumlah Pelayanan Pindah Datang di Kabupaten Purbalingga, 2020 dan 2021
Number of Migration Service in Purbalingga Regency, 2020 and 2021

| Uraian Description | 2020 | 2021 |
|-------------------------------------|-------------|-------------|
| (1) | (2) | (3) |
| Pindah/Keluar/ <i>Migration Out</i> | 7 051 | 8 459 |
| Datang/Masuk/ <i>Migration In</i> | 1 123 | 1 660 |

Sumber/Source: Dinas Kependudukan dan Pencatatan Sipil Kabupaten Purbalingga/
Population and Civil Registration Agency Purbalingga

Tabel
Table 3.1.8

Realisasi Pelaksanaan Transmigrasi Menurut Daerah Penempatan/Pemukiman di Kabupaten Purbalingga, 2020 dan 2021
Realization Implementation of Transmigration by Regional Placement/Settlements in Purbalingga Regency, 2020 and 2021

| Provinsi Province | 2020 | | 2021 | |
|----------------------|------------|--------------|------------|--------------|
| | KK/ Family | Jiwa/ People | KK/ Family | Jiwa/ People |
| (1) | (2) | (3) | (4) | (5) |
| Sumatera Barat | - | - | - | - |
| Sumatera Selatan | - | - | - | - |
| Jambi | - | - | - | - |
| Riau | - | - | - | - |
| Kalimantan Barat | - | - | - | - |
| Kalimantan Timur | - | - | - | - |
| Kalimantan Tengah | - | - | - | - |
| Kalimantan Selatan | - | - | - | - |
| Sulawesi Tengah | - | - | - | - |
| Sulawesi Selatan | - | - | - | - |
| Sulawesi Tenggara | - | - | - | - |
| Gorontalo | - | - | - | - |
| Maluku | - | - | - | - |
| Irian Jaya | - | - | - | - |
| DAI Pembangunan | - | - | - | - |
| Sumatera Barat | - | - | - | - |
| Bengkulu | - | - | - | - |
| Daerah Istimewa Aceh | - | - | - | - |
| Sulawesi Utara | - | - | - | - |
| Kalimantan Utara | - | - | - | - |
| Purbalingga | - | - | - | - |

Sumber/Source: Dinas Tenaga Kerja Kabupaten Purbalingga/ Purbalingga Regency of Manpower Office

Tabel
Table 3.1.9**Realisasi Pelaksanaan Transmigrasi Menurut Kecamatan
di Kabupaten Purbalingga, 2020 dan 2021**
**Realization Implementation of Transmigration by
Subdistrict in Purbalingga Regency, 2020 and 2021**

| Kecamatan Subdistrict | 2020 | | 2021 | |
|--------------------------|------------|--------------|------------|--------------|
| | KK/ Family | Jiwa/ People | KK/ Family | Jiwa/ People |
| (1) | (2) | (3) | (4) | (5) |
| Kemangkon | - | - | - | - |
| Bukateja | - | - | - | - |
| Kejobong | - | - | - | - |
| Pengadegan | - | - | - | - |
| Kaligondang | - | - | - | - |
| Purbalingga | - | - | - | - |
| Kalimanah | - | - | - | - |
| Padamara | - | - | - | - |
| Kutasari | - | - | - | - |
| Bojongsari | - | - | - | - |
| Mrebet | - | - | - | - |
| Bobotsari | - | - | - | - |
| Karangreja | - | - | - | - |
| Karangjambu | - | - | - | - |
| Karanganyar | - | - | - | - |
| Kertanegara | - | - | - | - |
| Karangmoncol | - | - | - | - |
| Rembang | - | - | - | - |
| Purbalingga | - | - | - | - |

Sumber/Source: Dinas Tenaga Kerja Kabupaten Purbalingga/ Purbalingga Regency of Manpower Office

**3.2 KETENAGAKERJAAN
EMPLOYMENT**

Tabel 3.2.1 Jumlah Penduduk Berumur 15 Tahun Keatas Menurut Jenis Kegiatan Selama Seminggu yang Lalu dan Jenis Kelamin di Kabupaten Purbalingga, 2021
Population Aged 15 Years and Over by Type of Activity During The Previous Week and Sex in Purbalingga Regency, 2021

| Kegiatan Utama <i>Main Activity</i> | Jenis Kelamin/Sex | | |
|---|--------------------------|----------------------------|------------------------|
| | Laki-Laki <i>Male</i> | Perempuan <i>Female</i> | Jumlah <i>Total</i> |
| (1) | (2) | (3) | (4) |
| Angkatan Kerja <i>Economically Active</i> | 299 139 | 204 543 | 503 682 |
| Bekerja/ <i>Working</i> | 279 139 | 194 093 | 473 232 |
| Pengangguran Terbuka <i>Unemployment</i> | 20 000 | 10 450 | 30 450 |
| Bukan Angkatan Kerja <i>Economically Inactive</i> | 56 240 | 164 548 | 220 788 |
| Jumlah/Total | 355 379 | 369 091 | 724 470 |
| Tingkat Partisipasi Angkatan Kerja/ <i>Economically Active Participation Rate</i> | 84,17 | 55,42 | 69,52 |
| Tingkat Pengangguran/ <i>Unemployment Rate</i> | 6,69 | 5,11 | 6,05 |

Sumber/Source: BPS, Survei Angkatan Kerja Nasional (Sakernas) Agustus/BPS-Statistics Indonesia, August National Labor Force Survey

Tabel
Table 3.2.2

Penduduk Berumur 15 Tahun ke Atas Menurut Pendidikan Tertinggi yang Ditamatkan, Jenis Kegiatan Selama Seminggu yang Lalu dan Jenis Kelamin di Kabupaten Purbalingga, 2021
Population 15 Years of Age and Over by Educational Attainment, Type of Activity and Sex During the Previous Week in Purbalingga Regency, 2021

| Pendidikan Tertinggi yang Ditamatkan ¹ <i>Educational Attainment¹</i> | Laki-laki/ Male | | | Persentase Bekerja terhadap Angkatan Kerja <i>Percentage of Working to Economically Active</i> |
|--|---------------------------|--|--|---|
| | Bekerja <i>Working</i> | Pengangguran ² <i>Unemployment²</i> | Jumlah Angkatan Kerja <i>Total of Economically Active</i> | |
| (1) | (2) | (3) | (4) | (5) |
| 1 | 138 626 | 5 826 | 144 452 | 95,97 |
| 2 | 66 836 | 3 890 | 70 726 | 94,50 |
| 3 | 22 052 | 3 747 | 25 799 | 85,48 |
| 4 | 37 153 | 5 739 | 42 892 | 86,62 |
| 5 | 3 240 | 367 | 3 607 | 89,83 |
| 6 | 11 232 | 431 | 11 663 | 96,30 |
| Jumlah/Total | 279 139 | 20 000 | 299 139 | 93,31 |

Lanjutan Tabel/*Continued Table* 3.2.2

| Pendidikan Tertinggi yang Ditamatkan ¹ <i>Educational Attainment¹</i> | Perempuan/ <i>Female</i> | | | Persentase Bekerja terhadap Angkatan Kerja <i>Percentage of Working to Economically Active</i> |
|--|---------------------------|--|--|---|
| | Bekerja <i>Working</i> | Pengangguran ² <i>Unemployment²</i> | Jumlah Angkatan Kerja <i>Total of Economically Active</i> | |
| (1) | (2) | (3) | (4) | (5) |
| 1 | 95 023 | 4 407 | 99 430 | 95,57 |
| 2 | 44 639 | 1 958 | 46 597 | 95,80 |
| 3 | 20 420 | 1 307 | 21 727 | 93,98 |
| 4 | 15 367 | 1 585 | 16 952 | 90,65 |
| 5 | 4 063 | - | 4 063 | 100,00 |
| 6 | 14 581 | 1 193 | 15 774 | 92,44 |
| Jumlah/Total | 194 093 | 10 450 | 204 543 | 94,89 |

Lanjutan Tabel/Continued Table 3.2.2

| Pendidikan Tertinggi yang Ditamatkan ¹ <i>Educational Attainment¹</i> | Total/ Total | | | Persentase Bekerja terhadap Angkatan Kerja <i>Percentage of Working to Economically Active</i> |
|--|---------------------------|--|--|---|
| | Bekerja <i>Working</i> | Pengangguran ² <i>Unemployment²</i> | Jumlah Angkatan Kerja <i>Total of Economically Active</i> | |
| (1) | (2) | (3) | (4) | (5) |
| 1 | 233 649 | 10 233 | 243 882 | 95,80 |
| 2 | 111 475 | 5 848 | 117 323 | 95,02 |
| 3 | 42 472 | 5 054 | 47 526 | 89,37 |
| 4 | 52 520 | 7 324 | 59 844 | 87,76 |
| 5 | 7 303 | 367 | 7 670 | 95,22 |
| 6 | 25 813 | 1 624 | 27 437 | 94,08 |
| Jumlah/Total | 473 232 | 30 450 | 503 682 | 93,95 |

Catatan/Note: 1. ≤ Sekolah Dasar (SD)/≤ Primary School
 2. Sekolah Menengah Pertama/Junior High School
 3. Sekolah Menengah Atas/Senior High School
 4. SMA Kejuruan/ Vocational Senior High School
 5. Diploma I/II/III/ Diploma I/II/III
 6. Perguruan Tinggi/ Collage

Sumber/Source: BPS, Survei Angkatan Kerja Nasional (Sakernas) Agustus/BPS-Statistics Indonesia, August National Labor Force Survey

Tabel
Table 3.2.3

Penduduk Berumur 15 Tahun Ke Atas yang Bekerja Selama Seminggu yang Lalu Menurut Status Pekerjaan Utama dan Jenis Kelamin di Kabupaten Purbalingga, 2021
Population 15 Years of Age and Over who Worked During The Previous Week by Main Employment Status and Sex in Purbalingga Regency, 2021

| Status Pekerjaan Utama <i>Main Employment Status</i> | Laki-Laki <i>Male</i> | Perempuan <i>Female</i> | Jumlah <i>Total</i> |
|--|---------------------------------|-----------------------------------|-------------------------------|
| (1) | (2) | (3) | (4) |
| Berusaha sendiri <i>Own account worker</i> | 61 195 | 35 099 | 96 294 |
| Berusaha dibantu buruh tidak tetap/buruh tidak dibayar <i>Employer assisted by temporary worker/unpaid worker</i> | 52 698 | 26 615 | 79 313 |
| Berusaha dibantu buruh tetap/buruh dibayar <i>Employer assisted by permanent worker/paid worker</i> | 15 471 | 2 673 | 18 144 |
| Buruh/Karyawan/Pegawai/ <i>Employee</i> | 90 222 | 88 783 | 179 005 |
| Pekerja bebas di pertanian <i>Casual worker in agricultural</i> | 17 405 | 5 986 | 23 391 |
| Pekerja bebas di non pertanian <i>Casual worker in non agricultural</i> | 26 436 | 2 348 | 28 784 |
| Pekerja keluarga/tak dibayar <i>Family worker/unpaid worker</i> | 15 712 | 32 589 | 48 301 |
| Jumlah/Total | 279 139 | 194 093 | 473 232 |

Sumber/Source: BPS, Survei Angkatan Kerja Nasional (Sakernas) Agustus/BPS-Statistics Indonesia, August National Labor Force Survey

Tabel
Table 3.2.4

Jumlah Penduduk Berumur 15 Tahun Ke Atas yang Bekerja Selama Seminggu yang Lalu Menurut Lapangan Pekerjaan Utama dan Jenis Kelamin di Kabupaten Purbalingga, 2021
Population Aged 15 Years and Over Who Worked During the Previous Week by Main Industry and Gender in Purbalingga Regency, 2021

| Lapangan Pekerjaan Utama <i>Main Industry</i> | Laki-Laki <i>Male</i> | Perempuan <i>Female</i> | Jumlah <i>Total</i> |
|--|--------------------------|----------------------------|------------------------|
| (1) | (2) | (3) | (4) |
| Pertanian/ <i>Agriculture</i> | 84 433 | 26 251 | 110 684 |
| Manufaktur/ <i>Manufacturing</i> | 85 593 | 80 964 | 166 557 |
| Jasa/ <i>Services Activities</i> | 109 113 | 86 878 | 195 991 |
| Jumlah/Total | 279 139 | 194 093 | 473 232 |

Sumber/Source: BPS, Survei Angkatan Kerja Nasional (Sakernas) Agustus/BPS-Statistics Indonesia, August National Labor Force Survey

Tabel
Table 3.2.5

**Jumlah Kumulatif Pendaftaran Pencari Kerja Serta
Permintaan dan Pemenuhan Tenaga Kerja di Kabupaten
Purbalingga, 2021**
*Cumulative Number of Job Seeker Registration And Labor
Demand and Fulfillment in Purbalingga, 2021*

| Uraian <i>Description</i> | Laki-Laki <i>Male</i> | Perempuan <i>Female</i> | Jumlah <i>Total</i> |
|--|---------------------------------|-----------------------------------|-------------------------------|
| (1) | (2) | (3) | (4) |
| Sisa pencari kerja yang terdaftar Tahun 2020/ <i>Registered job seekers remainder of 2020</i> | 115 575 | 32 922 | 148 497 |
| Pendaftar pencari kerja dalam Tahun 2021/ <i>Registrant job seekers in 2021</i> | 5 438 | 9 122 | 14 560 |
| Sisa permintaan tenaga kerja akhir Tahun 2020/ <i>Remaining labor demand end of 2020</i> | 3 021 | 2 393 | 5 414 |
| Permintaan tenaga kerja Tahun 2021/ <i>Labor demand 2021</i> | 1 745 | 12 718 | 14 463 |
| Penempatan/Pemenuhan tenaga kerja Tahun 2021/ <i>Placement/Labor compliance 2021</i> | 520 | 6 112 | 6 632 |
| Jumlah pencari kerja yang belum ditempatkan Tahun 2021/ <i>Number of job seekers who have not been placed in 2021</i> | 108 820 | 34 854 | 143 674 |

Sumber/Source: Dinas Tenaga Kerja Kabupaten Purbalingga/ *Purbalingga Regency of Manpower Office*

Tabel 3.2.6 Jumlah Pencari Kerja yang Telah Ditempatkan Menurut Tingkat Pendidikan dan Jenis Kelamin di Kabupaten Purbalingga, 2021
Number of Job Seekers Issued by Level of Education and Gender in Purbalingga Regency, 2021

| Uraian Description | Laki-Laki Male | Perempuan Female | Jumlah Total |
|--|-------------------|---------------------|-----------------|
| (1) | (2) | (3) | (4) |
| Buta Huruf dan Tidak Tamat SD Illiterate and Did Not Finish Primary | - | - | - |
| Tamat SD Graduated Elementary School | 2 | 164 | 166 |
| Tamat SLTP Graduated Junior High School | 118 | 1 520 | 1 638 |
| Tamat SLTA Graduated Senior High School | 395 | 4 410 | 4 805 |
| D1/D2/Diploma | 4 | 12 | 16 |
| Tamat Sarjana Muda Graduated Baccalaureate | 1 | 5 | 6 |
| Tamat Sarjana Graduated Bachelor | - | - | - |
| Purbalingga | 520 | 6 111 | 6 631 |

Sumber/Source: Dinas Tenaga Kerja Kabupaten Purbalingga/ Purbalingga Regency of Manpower Office

Tabel 3.2.7
Table

Jumlah Penempatan Pencari Kerja yang Terdaftar Antar Kerja Lokal dan Jenis Kelamin di Kabupaten Purbalingga, 2021
Number of Registered Job Seekers Who Placement at Local Place and Gender in Purbalingga Regency, 2021

| Bulan Month | Jumlah Pencari Kerja Antar Kerja Lokal Number of Job Seekers at Local Placement | | |
|----------------------|--|---------------------|-----------------|
| | Laki-Laki Male | Perempuan Female | Jumlah Total |
| (1) | (2) | (3) | (4) |
| Januari/ January | 25 | 407 | 432 |
| Pebruari/ February | - | 187 | 187 |
| Maret/March | 10 | 304 | 314 |
| April/April | 11 | 147 | 158 |
| Mei/May | - | 188 | 188 |
| Juni/June | 199 | 2 499 | 2 698 |
| Juli/July | 70 | 919 | 989 |
| Agustus/ August | 20 | 229 | 249 |
| September/ September | 6 | 283 | 289 |
| Oktober/ October | 81 | 96 | 177 |
| Nopember/ November | 89 | 676 | 765 |
| Desember/ December | - | 134 | 134 |
| Purbalingga | 511 | 6 069 | 6 580 |

Sumber/Source: Dinas Tenaga Kerja Kabupaten Purbalingga/ Purbalingga Regency of Manpower Office

Tabel 3.2.8 **Jumlah Pencari Kerja Menurut Jenis Kelamin di Kabupaten Purbalingga, 2021**
Table 3.2.8 **Number of Job Seekers by Gender in Purbalingga Regency, 2021**

| Bulan Month | Jumlah Pencari Kerja Number of Job Seekers | | |
|----------------------|---|---------------------|-----------------|
| | Laki-Laki Male | Perempuan Female | Jumlah Total |
| (1) | (2) | (3) | (4) |
| Januari/ January | 539 | 909 | 1 448 |
| Pebruari/ February | 243 | 510 | 753 |
| Maret/March | 233 | 475 | 708 |
| April/April | 198 | 365 | 563 |
| Mei/May | 424 | 1 133 | 1 557 |
| Juni/June | 862 | 1 707 | 2 569 |
| Juli/July | 523 | 988 | 1 511 |
| Agustus/ August | 547 | 870 | 1 417 |
| September/ September | 548 | 683 | 1 231 |
| Oktober/ October | 401 | 603 | 1 004 |
| Nopember/ November | 603 | 512 | 1 115 |
| Desember/ December | 317 | 367 | 684 |
| Purbalingga | 5 438 | 9 122 | 14 560 |

Sumber/Source: Dinas Tenaga Kerja Kabupaten Purbalingga/ Purbalingga Regency of Manpower Office

Tabel
Table 3.2.9

Upah Minimum Regional (UMR) per Bulan di Kabupaten Purbalingga (rupiah), 2019-2022
Regional Minimum Wages per Month in Purbalingga Regency (rupiah), 2019-2022

| Bulan Month | Upah Minimum Regional (UMR) Regional Minimum Wages | | | |
|----------------------|---|---------------------|---------------------|---------------------|
| | 2019 | 2020 | 2021 | 2022 |
| (1) | (3) | (4) | (5) | (5) |
| Januari/ January | 1 788 500,00 | 1 940 800,00 | 1 988 000,00 | 1 996 814,94 |
| Pebruari/ February | 1 788 500,00 | 1 940 800,00 | 1 988 000,00 | 1 996 814,94 |
| Maret/March | 1 788 500,00 | 1 940 800,00 | 1 988 000,00 | 1 996 814,94 |
| April/April | 1 788 500,00 | 1 940 800,00 | 1 988 000,00 | 1 996 814,94 |
| Mei/May | 1 788 500,00 | 1 940 800,00 | 1 988 000,00 | 1 996 814,94 |
| Juni/June | 1 788 500,00 | 1 940 800,00 | 1 988 000,00 | 1 996 814,94 |
| Juli/July | 1 788 500,00 | 1 940 800,00 | 1 988 000,00 | 1 996 814,94 |
| Agustus/ August | 1 788 500,00 | 1 940 800,00 | 1 988 000,00 | 1 996 814,94 |
| September/ September | 1 788 500,00 | 1 940 800,00 | 1 988 000,00 | 1 996 814,94 |
| Oktober/ October | 1 788 500,00 | 1 940 800,00 | 1 988 000,00 | 1 996 814,94 |
| Nopember/ November | 1 788 500,00 | 1 940 800,00 | 1 988 000,00 | 1 996 814,94 |
| Desember/ December | 1 788 500,00 | 1 940 800,00 | 1 988 000,00 | 1 996 814,94 |
| Purbalingga | 1 788 500,00 | 1 940 800,00 | 1 988 000,00 | 1 996 814,94 |

Sumber/Source: Dinas Tenaga Kerja Kabupaten Purbalingga/ Purbalingga Regency of Manpower Office

Tabel
Table 3.2.10

**Pencari Kerja Terdaftar, Lowongan Kerja Terdaftar,
dan Penempatan/Pemenuhan Tenaga Kerja Menurut
Kecamatan dan Jenis Kelamin, 2021**
*Number of Registered Job Applicants, Registered Job
Vacancies, and Placement of Workers by Province and
Gender, 2021*

| Kecamatan Subdistrict | Pencari Kerja Terdaftar Registered Job Applicants | | |
|--------------------------|--|-------------------|---------------|
| | Laki-laki/ Male | Perempuan/ Female | Jumlah/ Total |
| (1) | (2) | (3) | (4) |
| Kemangkon | 423 | 551 | 974 |
| Bukateja | 592 | 761 | 1 353 |
| Kejobong | 163 | 491 | 654 |
| Pengadegan | 319 | 668 | 987 |
| Kaligondang | 321 | 441 | 762 |
| Purbalingga | 408 | 619 | 1 027 |
| Kalimanah | 334 | 418 | 752 |
| Padamara | 254 | 482 | 736 |
| Kutasari | 381 | 641 | 1 022 |
| Bojongsari | 269 | 439 | 708 |
| Mrebet | 238 | 554 | 792 |
| Bobotsari | 243 | 425 | 668 |
| Karangreja | 241 | 454 | 695 |
| Karangjambu | 178 | 291 | 469 |
| Karanganyar | 381 | 425 | 806 |
| Kertanegara | 255 | 578 | 833 |
| Karangmoncol | 179 | 287 | 466 |
| Rembang | 259 | 597 | 856 |
| Purbalingga | 5 438 | 9 122 | 14 560 |

Lanjutan Tabel/*Continued Table* 3.2.10

| Kecamatan <i>Subdistrict</i> | Lowongan Kerja Terdaftar <i>Registered Job Vacancies</i> | | |
|---------------------------------|---|-------------------|---------------|
| | Laki-laki/ Male | Perempuan/ Female | Jumlah/ Total |
| (1) | (5) | (6) | (7) |
| Kemangkon | - | - | - |
| Bukateja | - | - | - |
| Kejobong | - | - | - |
| Pengadegan | - | - | - |
| Kaligondang | - | - | - |
| Purbalingga | 734 | 4 671 | 5 443 |
| Kalimanah | 231 | 2 128 | 2 335 |
| Padamara | 14 | 245 | 245 |
| Kutasari | - | - | - |
| Bojongsari | - | - | - |
| Mrebet | - | - | - |
| Bobotsari | - | - | - |
| Karangreja | - | - | - |
| Karangjambu | - | - | - |
| Karanganyar | - | - | - |
| Kertanegara | - | - | - |
| Karangmoncol | - | - | - |
| Rembang | - | - | - |
| Purbalingga | 979 | 7 044 | 8 023 |

Lanjutan Tabel/Continued Table 3.2.10

| Kecamatan Subdistrict | Penempatan/Pemenuhan Tenaga Kerja Placement of Workers | | |
|--------------------------|---|-------------------|---------------|
| | Laki-laki/ Male | Perempuan/ Female | Jumlah/ Total |
| (1) | (5) | (6) | (7) |
| Kemangkon | - | - | - |
| Bukateja | - | - | - |
| Kejobong | - | - | - |
| Pengadegan | - | - | - |
| Kaligondang | - | - | - |
| Purbalingga | 328 | 4 002 | 4 330 |
| Kalimanah | 179 | 1 910 | 2 089 |
| Padamara | 13 | 201 | 214 |
| Kutasari | - | - | - |
| Bojongsari | - | - | - |
| Mrebet | - | - | - |
| Bobotsari | - | - | - |
| Karangreja | - | - | - |
| Karangjambu | - | - | - |
| Karanganyar | - | - | - |
| Kertanegara | - | - | - |
| Karangmoncol | - | - | - |
| Rembang | - | - | - |
| Purbalingga | 520 | 6 113 | 6 633 |

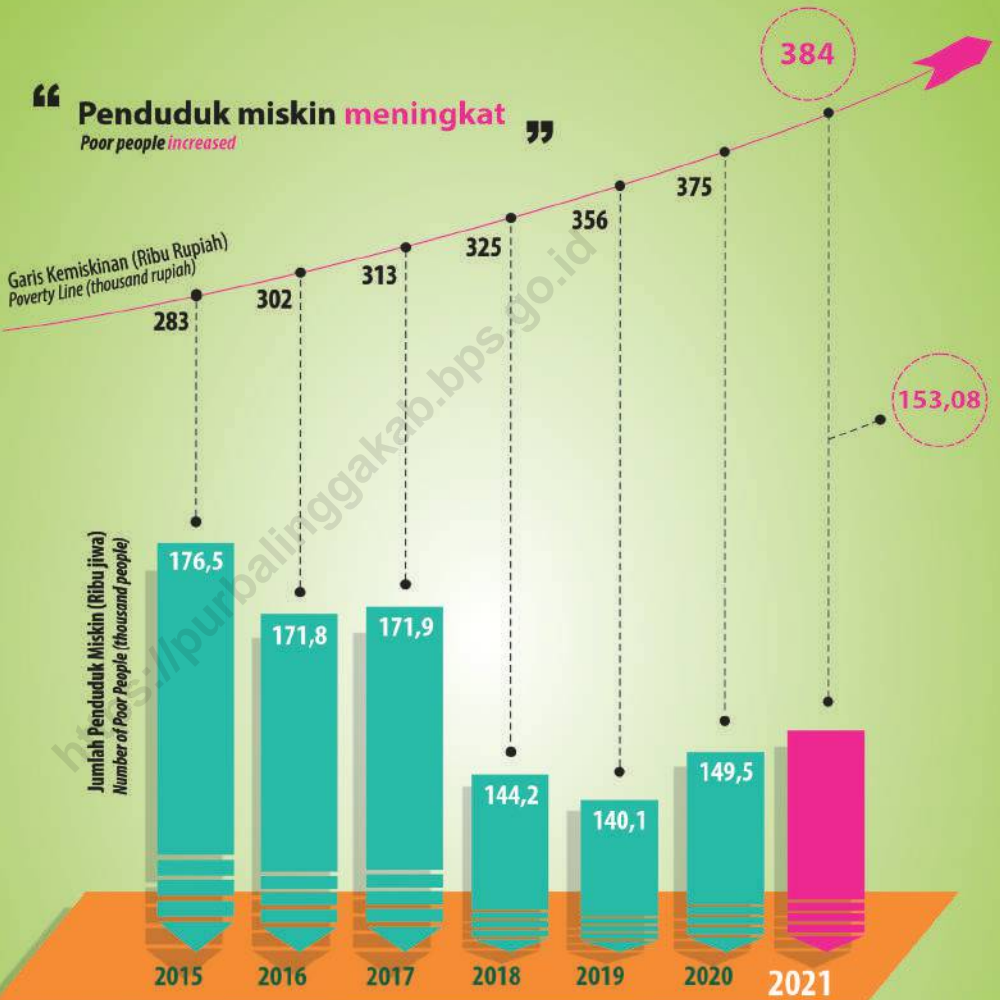
Sumber/Source: Dinas Tenaga Kerja Kabupaten Purbalingga/ Purbalingga Regency of Manpower Office

SOSIAL DAN KESEJAHTERAAN RAKYAT

SOCIAL AND WELFARE

4
BAB
Chapter

“ Penduduk miskin meningkat ”
Poor people increased



Sumber/ Source : Badan Pusat Statistik
BPS-Statistics Indonesia

PENJELASAN TEKNIS

1. Tidak/belum pernah sekolah adalah mereka yang tidak pernah/belum pernah terdaftar dan tidak pernah/belum pernah aktif mengikuti pendidikan di suatu jenjang pendidikan formal. Termasuk juga yang tamat/belum tamat taman kanak-kanak tetapi tidak melanjutkan ke sekolah dasar.
2. Masih bersekolah adalah mereka yang terdaftar dan aktif mengikuti pendidikan formal dan nonformal (Paket A, B atau C), baik pendidikan dasar, menengah/pendidikan tinggi. Bagi mahasiswa yang sedang cuti dianggap masih bersekolah.
3. Tidak bersekolah lagi adalah mereka yang pernah terdaftar dan aktif mengikuti pendidikan di suatu jenjang pendidikan formal dan non formal (Paket A, B atau C), tetapi pada saat pencacahan tidak lagi terdaftar dan tidak aktif mengikuti pendidikan.
4. Tamat sekolah adalah menyelesaikan pelajaran yang ditandai dengan lulus ujian akhir pada kelas/tingkat terakhir suatu jenjang pendidikan di sekolah negeri maupun swasta dengan mendapatkan tanda tamat belajar/ijazah.

TECHNICAL NOTES

1. Not/never attending school is someone who has never attended or never been registered in a formal education, such as primary, secondary, and tertiary education. Those who just completed kindergarten are considered as never attended school.
2. Attending school is someone who is currently attending primary, secondary, or tertiary education, including package A, package B, or package C. College student who postpones his/her study is considered as attending school.
3. Not attending school anymore is someone who had enrolled and participated in formal and non-formal education in the past including package A, package B, or package C, but currently does not attend school.
4. Completed particular level of education is someone who has completed particular level of education in private or public school and accepting graduation certificate.

Seseorang yang belum mengikuti pelajaran pada kelas tertinggi tetapi telah mengikuti ujian akhir dan lulus dianggap tamat sekolah.

Someone who has never attended the highest grade but passed the final exam is considered as completed particular level of education.

5. Rumah Sakit adalah tempat pemeriksaan dan perawatan kesehatan, biasanya berada di bawah pengawasan dokter/tenaga medis, yang melayani penderita yang sakit untuk berobat rawat jalan atau rawat inap.
 6. Rumah Sakit Bersalin adalah rumah sakit khusus untuk persalinan, dilengkapi pelayanan spesialis pemeriksaan kehamilan, persalinan, rawat inap dan rawat jalan ibu dan bayi
 7. Puskesmas (Pusat Kesehatan Masyarakat) adalah unit pelaksana teknis dinas kesehatan kabupaten/kotayang mempunyaifungsi utama sebagai penyelenggara pelayanan kesehatan tingkat pertama
 8. Penduduk miskin adalah penduduk yang memiliki rata-rata pengeluaran per kapita per bulan di bawah Garis Kemiskinan.
 9. Garis Kemiskinan Makanan (GKM) merupakan nilai pengeluaran kebutuhan minimum makanan yang disetarakan dengan 2.100 kkalori per kapita per hari. Garis Kemiskinan Non-Makanan
5. Hospital is a place for health check, usually controlled/supervised by doctors/medical personnel to serve the ill patients to get outpatient or inpatient treatment services.
 6. Maternity Hospital is a specialized hospital for childbirth, has specialist inspection service to pregnancy, childbirth.
 7. Public Health Center is technical implementation unit of regency health department that have the primary function as a first-level health care providers
 8. A person whose expenditure per capita per month is below the poverty line is considered to be poor.
 9. The Food Poverty Line refers to the daily minimum requirement of 2,100 kcal per capita per day. The Non-Food Poverty Line refers to the minimum requirement for household necessities for

(GKNM) adalah kebutuhan minimum untuk perumahan, sandang, pendidikan, kesehatan, dan kebutuhan dasar lainnya.

clothing, education, health, and other basic individual needs.

10. *Ukuran Kemiskinan : Head Count Index (HCI-P0)* adalah persentase penduduk miskin yang berada di bawah Garis Kemiskinan (GK).

10. *P o v e r t y M e a s u r e s* Head Count Index (HCI-P0) simply measures the percentage of the population that is counted as poor, often denoted by P0.

Indeks Kedalaman Kemiskinan (Poverty Gap Index-P1) merupakan ukuran rata-rata kesenjangan pengeluaran masing-masing penduduk miskin terhadap garis kemiskinan. Semakin tinggi nilai indeks, semakin jauh rata-rata pengeluaran penduduk dari garis kemiskinan.

Poverty Gap Index-P1 measures the extent to which individuals fall below the poverty line (the poverty gaps) as a proportion of the poverty line. Higher value of the index shows that the gap between average expenditure of the poor and the poverty line is wider.

Indeks Keparahan Kemiskinan (Poverty Severity Index-P2) memberikan gambaran mengenai penyebaran pengeluaran di antara penduduk miskin. Semakin tinggi nilai indeks, semakin tinggi ketimpangan pengeluaran di antara penduduk miskin.

Poverty Severity Index-P2 describes inequality among the poor. This is simply a weighted sum of poverty gaps (as a proportion of the poverty line), where the weights are the proportionate poverty gaps themselves. Hence, by squaring the poverty gap index, the measure implicitly puts more weight on observations that fall well below the poverty line. Higher value of the index shows that inequality among the poor is higher

ULASAN**DESCRIPTION****A. PENDIDIKAN**

Dari catatan Dinas Pendidikan dan Kebudayaan Kabupaten Purbalingga pada tahun 2021 terdapat sekolah TK sebanyak 270 sekolah dengan guru 450 orang dan murid 8.260 siswa. Jumlah sekolah SD sebanyak 469 sekolah dengan guru 4.143 orang, dan murid 67.432 siswa. Sekolah SMP sebanyak 77 sekolah dengan guru 1.861 orang dengan murid sebanyak 32.718 siswa.

B. SOSIAL LAINNYA

Berdasarkan data dari Dinas Kesehatan Kabupaten Purbalingga, pada tahun 2021 ini jumlah sarana kesehatan di Kabupaten Purbalingga terdapat Rumah Sakit Umum 7, puskesmas 22 buah, dan apotik 86 buah. Sedangkan jumlah tenaga kesehatan dokter meningkat menjadi 401 orang, bidan 641 orang dan paramedis lainnya 220 orang.

A. EDUCATION

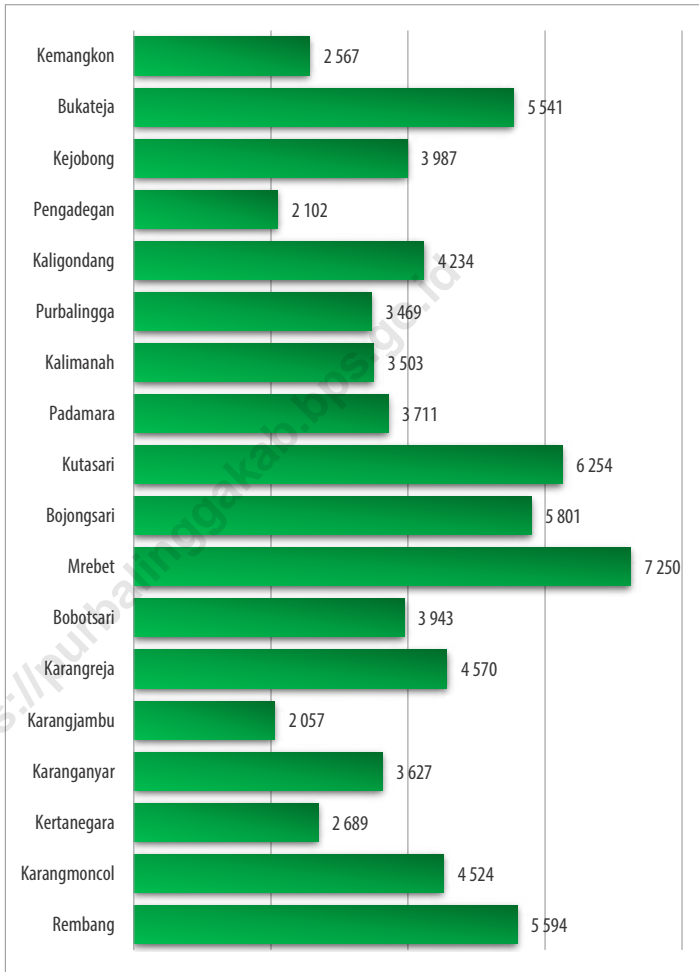
From Purbalingga Regency Education and Culture Service Office Report there are Kindergarten as much as 270 schools with 450 teachers, 8.260 pupils. Primary School as much as 469 schools with 4.143 teachers, 67.432 pupils. Junior High School as much as 77 schools with 1.861 teachers, 32.718 pupils.

B. OTHER SOCIAL

2021, according to Public Health Purbalingga Regency Service Office, number of health facilities in Purbalingga Regency there are 7 General Hospitals, 22 public health centers, and 401 pharmacies. While, number of medicals increase 401 doctors, 641 midwives and 220 other paramedics.

Gambar 4.1
Figures

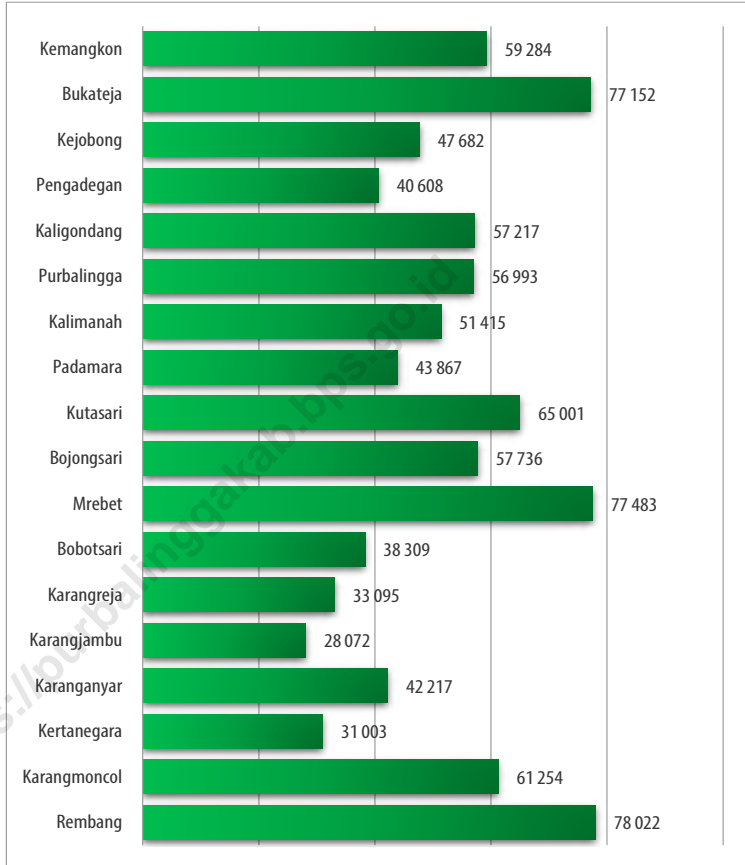
Jumlah Peserta KB Aktif dengan Metode Suntik Menurut Kecamatan di Kabupaten Purbalingga, 2021
Active Family Planning Acceptor of Injection by Subdistrict in Purbalingga Regency, 2021



Sumber/Source : Dinsos Dalduk KB P3A Kabupaten Purbalingga/
Social, Population Control and Family Planning, Women's Empowerment and Child Protection Services Office

Gambar 4.2
Figures

Jumlah Penduduk Beragama Islam Menurut Kecamatan di Kabupaten Purbalingga, 2021
Population of Islam by Subdistrict in Purbalingga Regency, 2021



Sumber/Source : Kementerian Agama Kabupaten Purbalingga/
Ministry of Religious Affairs of Purbalingga Regency

4.1 PENDIDIKAN EDUCATION

Tabel
Table 4.1.1

Jumlah Sekolah, Guru, dan Murid Taman Kanak-Kanak (TK) di Bawah Kementerian Pendidikan dan Kebudayaan Menurut Kecamatan di Kabupaten Purbalingga, 2020/2021 dan 2021/2022
Number of Schools, Teachers, and Pupils in Kindergarten Under The Ministry of Education and Culture by Subdistrict in Purbalingga Regency, 2020/2021 and 2021/2022

| Kecamatan Subdistrict | Sekolah/Schools | | | | | |
|--------------------------|-----------------|-----------|----------------|------------|--------------|------------|
| | Negeri/Public | | Swasta/Private | | Jumlah/Total | |
| | 2020/2021 | 2021/2022 | 2020/2021 | 2021/2022 | 2020/2021 | 2021/2022 |
| (1) | (2) | (3) | (4) | (5) | (6) | (7) |
| Kemangkon | - | - | 17 | 17 | 17 | 17 |
| Bukateja | 1 | 1 | 16 | 18 | 17 | 19 |
| Kejobong | - | - | 17 | 17 | 17 | 17 |
| Pengadegan | - | - | 12 | 12 | 12 | 12 |
| Kaligondang | - | - | 15 | 15 | 15 | 15 |
| Purbalingga | 1 | 1 | 18 | 19 | 19 | 20 |
| Kalimanah | - | - | 9 | 9 | 9 | 9 |
| Padamara | 1 | 1 | 13 | 13 | 14 | 14 |
| Kutasari | - | - | 10 | 10 | 10 | 10 |
| Bojongsari | 1 | 1 | 7 | 7 | 8 | 8 |
| Mrebet | - | - | 9 | 9 | 9 | 9 |
| Bobotsari | 1 | 1 | 10 | 10 | 11 | 11 |
| Karangreja | - | - | 17 | 17 | 17 | 17 |
| Karangjambu | - | - | 18 | 18 | 18 | 18 |
| Karanganyar | - | - | 16 | 17 | 16 | 17 |
| Kertanegara | - | - | 15 | 15 | 15 | 15 |
| Karangmoncol | - | - | 16 | 16 | 16 | 16 |
| Rembang | 1 | 1 | 23 | 23 | 24 | 24 |
| Purbalingga | 6 | 6 | 258 | 262 | 264 | 268 |

Lanjutan Tabel/Continued Table 4.1.1

| Kecamatan Subdistrict | Guru ¹ /Teachers ¹ | | | | | |
|--------------------------|--|-----------|----------------|------------|--------------|------------|
| | Negeri/Public | | Swasta/Private | | Jumlah/Total | |
| | 2020/2021 | 2021/2022 | 2020/2021 | 2021/2022 | 2020/2021 | 2021/2022 |
| (1) | (8) | (9) | (10) | (11) | (12) | (13) |
| Kemangkon | - | - | 31 | 37 | 31 | 37 |
| Bukateja | 8 | 7 | 31 | 35 | 39 | 42 |
| Kejobong | - | - | 41 | 44 | 41 | 44 |
| Pengadegan | - | - | 27 | 27 | 27 | 27 |
| Kaligondang | - | - | 32 | 35 | 32 | 35 |
| Purbalingga | 14 | 11 | 97 | 96 | 111 | 107 |
| Kalimanah | - | - | 26 | 25 | 26 | 25 |
| Padamara | 8 | 6 | 32 | 34 | 40 | 40 |
| Kutasari | - | - | 25 | 26 | 25 | 26 |
| Bojongsari | 12 | 10 | 22 | 21 | 34 | 31 |
| Mrebet | - | - | 22 | 25 | 22 | 25 |
| Bobotsari | 10 | 8 | 18 | 20 | 28 | 28 |
| Karangreja | - | - | 46 | 41 | 46 | 41 |
| Karangjambu | - | - | 43 | 43 | 43 | 43 |
| Karanganyar | - | - | 30 | 32 | 30 | 32 |
| Kertanegara | - | - | 27 | 28 | 27 | 28 |
| Karangmoncol | - | - | 49 | 47 | 49 | 47 |
| Rembang | 3 | 3 | 56 | 57 | 59 | 60 |
| Purbalingga | 55 | 45 | 655 | 673 | 710 | 718 |

Lanjutan Tabel/*Continued Table* 4.1.1

| Kecamatan Subdistrict | Murid/Students | | | | | |
|--------------------------|----------------|------------|----------------|--------------|--------------|--------------|
| | Negeri/Public | | Swasta/Private | | Jumlah/Total | |
| | 2020/2021 | 2021/2022 | 2020/2021 | 2021/2022 | 2020/2021 | 2021/2022 |
| (1) | (14) | (15) | (16) | (17) | (18) | (19) |
| Kemangkon | - | - | 448 | 442 | 448 | 442 |
| Bukateja | 103 | 108 | 526 | 551 | 629 | 659 |
| Kejobong | - | - | 450 | 423 | 450 | 423 |
| Pengadegan | - | - | 307 | 348 | 307 | 348 |
| Kaligondang | - | - | 402 | 420 | 402 | 420 |
| Purbalingga | 122 | 102 | 1 083 | 934 | 1 205 | 1 036 |
| Kalimanah | - | - | 339 | 336 | 339 | 336 |
| Padamara | 46 | 49 | 368 | 375 | 414 | 424 |
| Kutasari | - | - | 394 | 302 | 394 | 302 |
| Bojongsari | 135 | 99 | 228 | 211 | 363 | 310 |
| Mrebet | - | - | 248 | 289 | 248 | 289 |
| Bobotsari | 63 | 85 | 251 | 230 | 314 | 315 |
| Karangreja | - | - | 539 | 602 | 539 | 602 |
| Karangjambu | - | - | 445 | 447 | 445 | 447 |
| Karanganyar | - | - | 391 | 349 | 391 | 349 |
| Kertanegara | - | - | 314 | 354 | 314 | 354 |
| Karangmoncol | - | - | 554 | 532 | 554 | 532 |
| Rembang | 35 | 29 | 757 | 743 | 792 | 772 |
| Purbalingga | 504 | 472 | 8 044 | 7 888 | 8 548 | 8 360 |

Catatan/Note: ¹ Jumlah guru termasuk kepala sekolah dan guru/The total of teachers including headmaster and teacher
 Sumber/Source: Kementerian Pendidikan dan Kebudayaan, Sistem Data Pokok Pendidikan, data semester ganjil/
 Ministry of Educations and Culture, Basic Education Data System, odd Semester Data

Tabel
Table 4.1.2

Jumlah Sekolah, Guru, dan Murid Raudatul Athfal (RA) di Bawah Kementerian Agama Menurut Kecamatan di Kabupaten Purbalingga, 2020/2021 dan 2021/2022
Number of Schools, Teachers, and Pupils in Raudatul Athfal (RA) Under The Ministry of Religious Affairs by Subdistrict in Purbalingga Regency, 2020/2021 and 2021/2022

| Kecamatan Subdistrict | Sekolah/Schools | | Guru/Teachers | | Murid/Pupils | |
|--------------------------|-----------------|------------|---------------|------------|--------------|--------------|
| | 2020/2021 | 2021/2022 | 2020/2021 | 2021/2022 | 2020/2021 | 2021/2022 |
| (1) | (2) | (3) | (4) | (5) | (6) | (7) |
| Kemangkong | 23 | 23 | 45 | 48 | 683 | 664 |
| Bukateja | 39 | 39 | 102 | 110 | 1 559 | 1 541 |
| Kejobong | 10 | 10 | 30 | 32 | 392 | 415 |
| Pengadegan | 13 | 13 | 31 | 32 | 268 | 331 |
| Kaligondang | 20 | 20 | 46 | 47 | 507 | 475 |
| Purbalingga | 16 | 16 | 63 | 73 | 743 | 664 |
| Kalimanah | 15 | 15 | 39 | 41 | 505 | 545 |
| Padamara | 3 | 3 | 6 | 9 | 89 | 94 |
| Kutasari | 15 | 15 | 39 | 47 | 503 | 480 |
| Bojongsari | 15 | 15 | 36 | 38 | 514 | 465 |
| Mrebet | 12 | 12 | 48 | 38 | 533 | 553 |
| Bobotsari | 12 | 12 | 35 | 37 | 452 | 401 |
| Karangreja | 3 | 3 | 8 | 8 | 73 | 120 |
| Karangjambu | 3 | 3 | 8 | 8 | 92 | 110 |
| Karanganyar | 12 | 12 | 24 | 26 | 274 | 259 |
| Kertanegara | 7 | 7 | 20 | 21 | 275 | 283 |
| Karangmoncol | 19 | 19 | 47 | 48 | 476 | 510 |
| Rembang | 11 | 11 | 31 | 30 | 396 | 469 |
| Purbalingga | 248 | 248 | 658 | 693 | 8 334 | 8 379 |

Catatan/ Note : ¹ Jumlah guru termasuk kepala sekolah dan guru/The total of teachers including headmaster and teacher

² Seluruh Raudatul Athfal (RA) berstatus swasta/All Raudatul Athfal (RA) are private

Sumber/Source : Kementerian Agama, EMIS, Data Semester Ganjil/Ministry of Religious Affairs, EMIS, Odd Semester Data

Tabel 4.1.3
Table

Jumlah Sekolah, Guru, dan Murid Sekolah Dasar (SD) di Bawah Kementerian Pendidikan, Kebudayaan, Riset, dan Teknologi Menurut Kecamatan, 2020/2021 dan 2021/2022
Number of Schools, Teachers, and Pupils in Primary Schools Under The Ministry of Education, Culture, Research, and Technology by Subdistrict, 2020/2021 and 2021/2022

| Kecamatan Subdistrict | Sekolah/Schools | | | | | |
|--------------------------|-----------------|------------|----------------|-----------|--------------|------------|
| | Negeri/Public | | Swasta/Private | | Jumlah/Total | |
| | 2020/2021 | 2021/2022 | 2020/2021 | 2021/2022 | 2020/2021 | 2021/2022 |
| (1) | (2) | (3) | (4) | (5) | (6) | (7) |
| Kemangkon | 30 | 30 | - | 1 | 30 | 31 |
| Bukateja | 36 | 36 | - | - | 36 | 36 |
| Kejobong | 26 | 26 | - | - | 26 | 26 |
| Pengadegan | 22 | 22 | - | - | 22 | 22 |
| Kaligondang | 34 | 34 | 1 | 1 | 35 | 35 |
| Purbalingga | 26 | 26 | 4 | 4 | 30 | 30 |
| Kalimanah | 23 | 23 | - | - | 23 | 23 |
| Padamara | 20 | 20 | 1 | 1 | 21 | 21 |
| Kutasari | 26 | 26 | 2 | 2 | 28 | 28 |
| Bojongsari | 24 | 24 | - | - | 24 | 24 |
| Mrebet | 40 | 40 | - | - | 40 | 40 |
| Bobotsari | 20 | 20 | 1 | 1 | 21 | 21 |
| Karangreja | 23 | 23 | - | - | 23 | 23 |
| Karangjambu | 13 | 13 | - | - | 13 | 13 |
| Karanganyar | 19 | 19 | - | - | 19 | 19 |
| Kertanegara | 19 | 19 | - | - | 19 | 19 |
| Karangmoncol | 23 | 23 | - | - | 23 | 23 |
| Rembang | 35 | 35 | - | - | 35 | 35 |
| Purbalingga | 459 | 459 | 9 | 10 | 468 | 469 |

Lanjutan Tabel/Continued Table 4.1.3

| Kecamatan Subdistrict | Guru ¹ /Teachers ¹ | | | | | |
|--------------------------|--|--------------|----------------|------------|--------------|--------------|
| | Negeri/Public | | Swasta/Private | | Jumlah/Total | |
| | 2020/2021 | 2021/2022 | 2020/2021 | 2021/2022 | 2020/2021 | 2021/2022 |
| (1) | (8) | (9) | (10) | (11) | (12) | (13) |
| Kemangkon | 287 | 278 | - | 6 | 287 | 284 |
| Bukateja | 336 | 321 | - | - | 336 | 321 |
| Kejobong | 241 | 226 | - | - | 241 | 226 |
| Pengadegan | 215 | 185 | - | - | 215 | 185 |
| Kaligondang | 312 | 299 | 11 | 12 | 323 | 311 |
| Purbalingga | 308 | 286 | 144 | 145 | 452 | 431 |
| Kalimanah | 251 | 220 | - | - | 251 | 220 |
| Padamara | 213 | 194 | 10 | 8 | 223 | 202 |
| Kutasari | 266 | 252 | 27 | 32 | 293 | 284 |
| Bojongsari | 256 | 250 | - | - | 256 | 250 |
| Mrebet | 414 | 399 | - | - | 414 | 399 |
| Bobotsari | 253 | 238 | 16 | 15 | 269 | 253 |
| Karangreja | 213 | 201 | - | - | 213 | 201 |
| Karangjambu | 112 | 118 | - | - | 112 | 118 |
| Karanganyar | 203 | 183 | - | - | 203 | 183 |
| Kertanegara | 178 | 166 | - | - | 178 | 166 |
| Karangmoncol | 237 | 225 | - | - | 237 | 225 |
| Rembang | 322 | 313 | - | - | 322 | 313 |
| Purbalingga | 4 617 | 4 354 | 208 | 218 | 4 825 | 4 572 |

Lanjutan Tabel/Continued Table 4.1.3

| Kecamatan Subdistrict | Murid/Students | | | | | |
|--------------------------|----------------|---------------|----------------|--------------|---------------|---------------|
| | Negeri/Public | | Swasta/Private | | Jumlah/Total | |
| | 2020/2021 | 2021/2022 | 2020/2021 | 2021/2022 | 2020/2021 | 2021/2022 |
| (1) | (14) | (15) | (16) | (17) | (18) | (19) |
| Kemangkon | 3 406 | 3 325 | - | 61 | 3 406 | 3 386 |
| Bukateja | 4 665 | 4 607 | - | - | 4 665 | 4 607 |
| Kejobong | 3 310 | 3 186 | - | - | 3 310 | 3 186 |
| Pengadegan | 2 537 | 2 435 | - | - | 2 537 | 2 435 |
| Kaligondang | 4 022 | 3 914 | 167 | 171 | 4 189 | 4 085 |
| Purbalingga | 4 808 | 4 632 | 1 719 | 1 694 | 6 527 | 6 326 |
| Kalimanah | 3 056 | 2 997 | - | - | 3 056 | 2 997 |
| Padamara | 3 100 | 3 003 | 41 | 46 | 3 141 | 3 049 |
| Kutasari | 4 307 | 4 146 | 406 | 493 | 4 713 | 4 639 |
| Bojongsari | 4 350 | 4 229 | - | - | 4 350 | 4 229 |
| Mrebet | 6 325 | 6 104 | - | - | 6 325 | 6 104 |
| Bobotsari | 3 999 | 3 843 | 250 | 197 | 4 249 | 4 040 |
| Karangreja | 4 258 | 4 135 | - | - | 4 258 | 4 135 |
| Karangjambu | 1 914 | 1 859 | - | - | 1 914 | 1 859 |
| Karanganyar | 2 504 | 2 485 | - | - | 2 504 | 2 485 |
| Kertanegara | 2 520 | 2 489 | - | - | 2 520 | 2 489 |
| Karangmoncol | 3 512 | 3 420 | - | - | 3 512 | 3 420 |
| Rembang | 4 565 | 4 419 | - | - | 4 565 | 4 419 |
| Purbalingga | 67 158 | 65 228 | 2 583 | 2 662 | 69 741 | 67 890 |

Catatan/Note: ¹ Jumlah guru termasuk kepala sekolah dan guru/The total of teachers including headmaster and teacher
 Sumber/Source: Kementerian Pendidikan, Kebudayaan, Riset, dan Teknologi, Sistem Data Pokok Pendidikan, data semester ganjil 2021/ Ministry of Education, Culture, Research, and Technology, Basic Education Data System, odd semester 2021

Tabel
Table 4.1.4

Jumlah Sekolah, Guru, dan Murid Madrasah Ibtidaiyah (MI) di Bawah Kementerian Agama Menurut Kecamatan Menurut Kecamatan di Kabupaten Purbalingga, 2020/2021 dan 2021/2022
Number of Schools, Teachers, and Pupils in Madrasah Ibtidaiyah (MI) Under The Ministry of Religious Affairs by Subdistrict in Purbalingga Regency, 2020/2021 and 2021/2022

| Kecamatan Subdistrict | Sekolah/ Schools | | | | | |
|--------------------------|------------------|-----------|-----------------|------------|---------------|------------|
| | Negeri/ Public | | Swasta/ Private | | Jumlah/ Total | |
| | 2020/2021 | 2021/2022 | 2020/2021 | 2021/2022 | 2020/2021 | 2021/2022 |
| (1) | (2) | (3) | (4) | (5) | (6) | (7) |
| Kemangkon | - | - | 19 | 19 | 19 | 19 |
| Bukateja | 1 | 1 | 15 | 15 | 16 | 16 |
| Kejobong | - | - | 12 | 12 | 12 | 12 |
| Pengadegan | - | - | 9 | 9 | 9 | 9 |
| Kaligondang | - | - | 13 | 13 | 13 | 13 |
| Purbalingga | - | - | 5 | 5 | 5 | 5 |
| Kalimanah | - | - | 10 | 10 | 10 | 10 |
| Padamara | - | - | 4 | 4 | 4 | 4 |
| Kutasari | - | - | 12 | 12 | 12 | 12 |
| Bojongsari | - | - | 9 | 9 | 9 | 9 |
| Mrebet | - | - | 5 | 5 | 5 | 5 |
| Bobotsari | - | - | 8 | 8 | 8 | 8 |
| Karangreja | - | - | 5 | 5 | 5 | 5 |
| Karangjambu | 1 | 1 | 6 | 6 | 7 | 7 |
| Karanganyar | - | - | 13 | 13 | 13 | 13 |
| Kertanegara | 1 | 1 | 4 | 4 | 5 | 5 |
| Karangmoncol | - | - | 15 | 15 | 15 | 15 |
| Rembang | - | - | 16 | 16 | 16 | 16 |
| Purbalingga | 3 | 3 | 180 | 180 | 183 | 183 |

Lanjutan Tabel/*Continued Table* 4.1.4

| Kecamatan Subdistrict | Guru/ Teachers | | | | | |
|--------------------------|----------------|-----------|-----------------|--------------|---------------|--------------|
| | Negeri/ Public | | Swasta/ Private | | Jumlah/ Total | |
| | 2020/2021 | 2021/2022 | 2020/2021 | 2021/2022 | 2020/2021 | 2021/2022 |
| (1) | (8) | (9) | (10) | (11) | (12) | (13) |
| Kemangkon | - | - | 151 | 182 | 151 | 182 |
| Bukateja | 22 | 27 | 141 | 157 | 163 | 184 |
| Kejobong | - | - | 89 | 99 | 89 | 99 |
| Pengadegan | - | - | 85 | 85 | 85 | 85 |
| Kaligondang | - | - | 106 | 114 | 106 | 114 |
| Purbalingga | - | - | 148 | 162 | 148 | 162 |
| Kalimanah | - | - | 90 | 104 | 90 | 104 |
| Padamara | - | - | 36 | 41 | 36 | 41 |
| Kutasari | - | - | 99 | 111 | 99 | 111 |
| Bojongsari | - | - | 89 | 100 | 89 | 100 |
| Mrebet | - | - | 41 | 49 | 41 | 49 |
| Bobotsari | - | - | 58 | 61 | 58 | 61 |
| Karangreja | - | - | 35 | 39 | 35 | 39 |
| Karangjambu | 10 | 13 | 47 | 51 | 57 | 64 |
| Karanganyar | - | - | 97 | 103 | 97 | 103 |
| Kertanegara | 23 | 42 | 42 | 44 | 65 | 86 |
| Karangmoncol | - | - | 152 | 163 | 152 | 163 |
| Rembang | - | - | 133 | 144 | 133 | 144 |
| Purbalingga | 55 | 82 | 1 639 | 1 809 | 1 694 | 1 891 |

Lanjutan Tabel/Continued Table 4.1.4

| Kecamatan Subdistrict | Murid/ Pupils | | | | | |
|--------------------------|----------------|--------------|-----------------|---------------|---------------|---------------|
| | Negeri/ Public | | Swasta/ Private | | Jumlah/ Total | |
| | 2020/2021 | 2021/2022 | 2020/2021 | 2021/2022 | 2020/2021 | 2021/2022 |
| (1) | (14) | (15) | (16) | (17) | (18) | (19) |
| Kemangkon | - | - | 2 137 | 2 030 | 2 137 | 2 030 |
| Bukateja | 502 | 500 | 2 327 | 2 327 | 2 829 | 2 827 |
| Kejobong | - | - | 1 397 | 1 311 | 1 397 | 1 311 |
| Pengadegan | - | - | 1 348 | 1 333 | 1 348 | 1 333 |
| Kaligondang | - | - | 1 820 | 1 792 | 1 820 | 1 792 |
| Purbalingga | - | - | 2 281 | 2 251 | 2 281 | 2 251 |
| Kalimanah | - | - | 1 695 | 1 632 | 1 695 | 1 632 |
| Padamara | - | - | 561 | 576 | 561 | 576 |
| Kutasari | - | - | 2 120 | 2 050 | 2 120 | 2 050 |
| Bojongsari | - | - | 1 741 | 1 605 | 1 741 | 1 605 |
| Mrebet | - | - | 786 | 819 | 786 | 819 |
| Bobotsari | - | - | 891 | 941 | 891 | 941 |
| Karangreja | - | - | 535 | 534 | 535 | 534 |
| Karangjambu | 156 | 156 | 831 | 822 | 987 | 978 |
| Karanganyar | - | - | 1 324 | 1 277 | 1 324 | 1 277 |
| Kertanegara | 572 | 628 | 668 | 619 | 1 240 | 1 247 |
| Karangmoncol | - | - | 2 186 | 2 094 | 2 186 | 2 094 |
| Rembang | - | - | 1 939 | 1 921 | 1 939 | 1 921 |
| Purbalingga | 1 230 | 1 284 | 26 587 | 25 934 | 27 817 | 27 218 |

Catatan/ Note : ¹ Jumlah guru termasuk kepala sekolah dan guru/The total of teachers including headmaster and teacher
 Sumber/Source : Kementerian Agama, EMIS, Data Semester Ganjil/Ministry of Religious Affairs, EMIS, Odd Semester Data

Tabel
Table 4.1.5

Jumlah Sekolah, Guru, dan Murid Sekolah Menengah Pertama (SMP) di Bawah Kementerian Pendidikan, Kebudayaan, Riset, dan Teknologi Menurut Kecamatan di Kabupaten Purbalingga, 2020/2021 dan 2021/2022
Number of Schools, Teachers, and Pupils in Junior High Schools Under The Ministry of Education, Culture, Research, and Technology by Subdistrict in Purbalingga Regency, 2020/2021 and 2021/2022

| Kecamatan Subdistrict | Sekolah/Schools | | | | | |
|--------------------------|-----------------|-----------|----------------|-----------|--------------|-----------|
| | Negeri/Public | | Swasta/Private | | Jumlah/Total | |
| | 2020/2021 | 2021/2022 | 2020/2021 | 2021/2022 | 2020/2021 | 2021/2022 |
| (1) | (2) | (3) | (4) | (5) | (6) | (7) |
| Kemangkong | 4 | 4 | 1 | 1 | 5 | 5 |
| Bukateja | 3 | 3 | 1 | 1 | 4 | 4 |
| Kejobong | 2 | 2 | - | - | 2 | 2 |
| Pengadegan | 3 | 3 | - | - | 3 | 3 |
| Kaligondang | 2 | 2 | 2 | 2 | 4 | 4 |
| Purbalingga | 5 | 5 | 4 | 4 | 9 | 9 |
| Kalimanah | 3 | 3 | - | - | 3 | 3 |
| Padamara | 2 | 2 | 1 | 1 | 3 | 3 |
| Kutasari | 4 | 4 | - | - | 4 | 4 |
| Bojongsari | 2 | 2 | - | - | 2 | 2 |
| Mrebet | 5 | 5 | - | - | 5 | 5 |
| Bobotsari | 4 | 4 | 1 | 1 | 5 | 5 |
| Karangreja | 3 | 3 | - | - | 3 | 3 |
| Karangjambu | 4 | 4 | - | - | 4 | 4 |
| Karanganyar | 1 | 1 | 1 | 1 | 2 | 2 |
| Kertanegara | 2 | 2 | 1 | 1 | 3 | 3 |
| Karangmoncol | 5 | 5 | 3 | 3 | 8 | 8 |
| Rembang | 6 | 6 | 2 | 2 | 8 | 8 |
| Purbalingga | 60 | 60 | 17 | 17 | 77 | 77 |

Lanjutan Tabel/Continued Table 4.1.5

| Kecamatan Subdistrict | Guru ¹ /Teachers ¹ | | | | | |
|--------------------------|--|--------------|----------------|------------|--------------|--------------|
| | Negeri/Public | | Swasta/Private | | Jumlah/Total | |
| | 2020/2021 | 2021/2022 | 2020/2021 | 2021/2022 | 2020/2021 | 2021/2022 |
| (1) | (8) | (9) | (10) | (11) | (12) | (13) |
| Kemangkon | 97 | 92 | 9 | 8 | 106 | 100 |
| Bukateja | 124 | 114 | 6 | 6 | 130 | 120 |
| Kejobong | 57 | 55 | - | - | 57 | 55 |
| Pengadegan | 70 | 69 | - | - | 70 | 69 |
| Kaligondang | 73 | 75 | 18 | 18 | 91 | 93 |
| Purbalingga | 226 | 213 | 108 | 107 | 334 | 320 |
| Kalimanah | 120 | 116 | - | - | 120 | 116 |
| Padamara | 76 | 73 | 8 | 8 | 84 | 81 |
| Kutasari | 121 | 128 | - | - | 121 | 128 |
| Bojongsari | 76 | 76 | - | - | 76 | 76 |
| Mrebet | 138 | 140 | - | - | 138 | 140 |
| Bobotsari | 128 | 125 | 12 | 11 | 140 | 136 |
| Karangreja | 79 | 78 | - | - | 79 | 78 |
| Karangjambu | 40 | 42 | - | - | 40 | 42 |
| Karanganyar | 44 | 42 | 15 | 14 | 59 | 56 |
| Kertanegara | 48 | 51 | 9 | 9 | 57 | 60 |
| Karangmoncol | 90 | 87 | 30 | 26 | 120 | 113 |
| Rembang | 115 | 117 | 26 | 26 | 141 | 143 |
| Purbalingga | 1 722 | 1 693 | 241 | 233 | 1 963 | 1 926 |

Lanjutan Tabel/Continued Table 4.1.5

| Kecamatan Subdistrict | Murid/Students | | | | | |
|--------------------------|----------------|---------------|----------------|--------------|---------------|---------------|
| | Negeri/Public | | Swasta/Private | | Jumlah/Total | |
| | 2020/2021 | 2021/2022 | 2020/2021 | 2021/2022 | 2020/2021 | 2021/2022 |
| (1) | (14) | (15) | (16) | (17) | (18) | (19) |
| Kemangkon | 1 545 | 1 546 | 115 | 108 | 1 660 | 1 654 |
| Bukateja | 2 183 | 2 196 | 71 | 77 | 2 254 | 2 273 |
| Kejobong | 1 002 | 1 003 | - | - | 1 002 | 1 003 |
| Pengadegan | 1 293 | 1 301 | - | - | 1 293 | 1 301 |
| Kaligondang | 1 316 | 1 317 | 163 | 192 | 1 479 | 1 509 |
| Purbalingga | 3 791 | 3 880 | 1 267 | 1 220 | 5 058 | 5 100 |
| Kalimamah | 2 008 | 1 995 | - | - | 2 008 | 1 995 |
| Padamara | 1 283 | 1 279 | 63 | 54 | 1 346 | 1 333 |
| Kutasari | 2 266 | 2 376 | - | - | 2 266 | 2 376 |
| Bojongsari | 1 502 | 1 569 | - | - | 1 502 | 1 569 |
| Mrebet | 2 486 | 2 462 | - | - | 2 486 | 2 462 |
| Bobotsari | 2 195 | 2 244 | 124 | 99 | 2 319 | 2 343 |
| Karangreja | 1 536 | 1 427 | - | - | 1 536 | 1 427 |
| Karangjambu | 658 | 640 | - | - | 658 | 640 |
| Karanganyar | 779 | 786 | 190 | 197 | 969 | 983 |
| Kertanegara | 939 | 878 | 90 | 78 | 1 029 | 956 |
| Karangmoncol | 1 516 | 1 437 | 236 | 272 | 1 752 | 1 709 |
| Rembang | 1 955 | 1 836 | 344 | 385 | 2 299 | 2 221 |
| Purbalingga | 30 253 | 30 172 | 2 663 | 2 682 | 32 916 | 32 854 |

Catatan/Note: ¹ Jumlah guru termasuk kepala sekolah dan guru/The total of teachers including headmaster and teacher
 Sumber/Source: Kementerian Pendidikan, Kebudayaan, Riset, dan Teknologi, Sistem Data Pokok Pendidikan, data semester ganjil 2021/ Ministry of Education, Culture, Research, and Technology, Basic Education Data System, odd semester 2021

Tabel
Table 4.1.6

Jumlah Sekolah, Guru, dan Murid Madrasah Tsanawiyah (MTs) di Bawah Kementerian Agama Menurut Kecamatan di Kabupaten Purbalingga, 2020/2021 dan 2021/2022
Number of Schools, Teachers, and Pupils in Madrasah Tsanawiyah (MTs) Under The Ministry of Religious Affairs by Subdistrict in Purbalingga Regency, 2020/2021 and 2021/2022

| Kecamatan Subdistrict | Sekolah/ Schools | | | | | |
|--------------------------|------------------|-----------|-----------------|-----------|---------------|-----------|
| | Negeri/ Public | | Swasta/ Private | | Jumlah/ Total | |
| | 2020/2021 | 2021/2022 | 2020/2021 | 2021/2022 | 2020/2021 | 2021/2022 |
| (1) | (2) | (3) | (4) | (5) | (6) | (7) |
| Kemangkong | - | - | 2 | 2 | 2 | 2 |
| Bukateja | 1 | 1 | 5 | 5 | 6 | 6 |
| Kejobong | - | - | 3 | 3 | 3 | 3 |
| Pengadegan | - | - | 1 | 1 | 1 | 1 |
| Kaligondang | - | - | 3 | 3 | 3 | 3 |
| Purbalingga | - | - | 2 | 2 | 2 | 2 |
| Kalimanah | - | - | 1 | 1 | 1 | 1 |
| Padamara | - | - | - | - | - | - |
| Kutasari | - | - | 2 | 2 | 2 | 2 |
| Bojongsari | - | - | 3 | 3 | 3 | 3 |
| Mrebet | - | - | 1 | 1 | 1 | 1 |
| Bobotsari | 1 | 1 | 1 | 1 | 2 | 2 |
| Karangreja | - | - | 3 | 3 | 3 | 3 |
| Karangjambu | - | - | 2 | 2 | 2 | 2 |
| Karanganyar | 1 | 1 | 1 | 1 | 2 | 2 |
| Kertanegara | - | - | 2 | 2 | 2 | 2 |
| Karangmoncol | - | - | 5 | 5 | 5 | 5 |
| Rembang | - | - | 1 | 1 | 1 | 1 |
| Purbalingga | 3 | 3 | 38 | 38 | 41 | 41 |

Lanjutan Tabel/*Continued Table* 4.1.6

| Kecamatan Subdistrict | Guru/ Teachers | | | | | |
|--------------------------|----------------|------------|-----------------|------------|---------------|------------|
| | Negeri/ Public | | Swasta/ Private | | Jumlah/ Total | |
| | 2020/2021 | 2021/2022 | 2020/2021 | 2021/2022 | 2020/2021 | 2021/2022 |
| (1) | (8) | (9) | (10) | (11) | (12) | (13) |
| Kemangkon | - | - | 27 | 33 | 27 | 33 |
| Bukateja | 18 | 29 | 94 | 130 | 112 | 159 |
| Kejobong | - | - | 66 | 80 | 66 | 80 |
| Pengadegan | - | - | 11 | 15 | 11 | 15 |
| Kaligondang | - | - | 41 | 51 | 41 | 51 |
| Purbalingga | - | - | 36 | 55 | 36 | 55 |
| Kalimanah | - | - | 8 | 12 | 8 | 12 |
| Padamara | - | - | - | - | - | - |
| Kutasari | - | - | 36 | 33 | 36 | 33 |
| Bojongsari | - | - | 47 | 58 | 47 | 58 |
| Mrebet | - | - | 12 | 9 | 12 | 9 |
| Bobotsari | 53 | 63 | 25 | 29 | 78 | 92 |
| Karangreja | - | - | 26 | 36 | 26 | 36 |
| Karangjambu | - | - | 27 | 33 | 27 | 33 |
| Karanganyar | 47 | 60 | 7 | 10 | 54 | 70 |
| Kertanegara | - | - | 29 | 44 | 29 | 44 |
| Karangmoncol | - | - | 83 | 99 | 83 | 99 |
| Rembang | - | - | 13 | 15 | 13 | 15 |
| Purbalingga | 118 | 152 | 588 | 742 | 706 | 894 |

Lanjutan Tabel/Continued Table 4.1.6

| Kecamatan Subdistrict | Murid/ Pupils | | | | | |
|--------------------------|----------------|--------------|-----------------|---------------|---------------|---------------|
| | Negeri/ Public | | Swasta/ Private | | Jumlah/ Total | |
| | 2020/2021 | 2021/2022 | 2020/2021 | 2021/2022 | 2020/2021 | 2021/2022 |
| (1) | (14) | (15) | (16) | (17) | (18) | (19) |
| Kemangkon | - | - | 434 | 448 | 434 | 448 |
| Bukateja | 313 | 311 | 2 093 | 2 499 | 2 406 | 2 810 |
| Kejobong | - | - | 1 209 | 915 | 1 209 | 915 |
| Pengadegan | - | - | 216 | 235 | 216 | 235 |
| Kaligondang | - | - | 737 | 673 | 737 | 673 |
| Purbalingga | - | - | 847 | 803 | 847 | 803 |
| Kalimanah | - | - | 152 | 189 | 152 | 189 |
| Padamara | - | - | - | - | - | - |
| Kutasari | - | - | 635 | 635 | 635 | 635 |
| Bojongsari | - | - | 776 | 789 | 776 | 789 |
| Mrebet | - | - | 102 | 6 | 102 | 6 |
| Bobotsari | 869 | 815 | 360 | 434 | 1 229 | 1 249 |
| Karangreja | - | - | 306 | 311 | 306 | 311 |
| Karangjambu | - | - | 533 | 508 | 533 | 508 |
| Karanganyar | 881 | 923 | 16 | 81 | 897 | 1 004 |
| Kertanegara | - | - | 439 | 424 | 439 | 424 |
| Karangmoncol | - | - | 1 127 | 1 174 | 1 127 | 1 174 |
| Rembang | - | - | 127 | 121 | 127 | 121 |
| Purbalingga | 2 063 | 2 049 | 10 109 | 10 245 | 12 172 | 12 294 |

Catatan/ Note : ¹ Jumlah guru termasuk kepala sekolah dan guru/ The total of teachers including headmaster and teacher

Sumber/Source : Kementerian Agama, EMIS, data semester ganjil/ Ministry of Religious Affairs, EMIS, odd semester

Tabel
Table 4.1.7

Jumlah Sekolah, Guru, dan Murid Sekolah Menengah Atas (SMA) di Bawah Kementerian Pendidikan, Kebudayaan, Riset, dan Teknologi Menurut Kecamatan, 2020/2021 dan 2021/2022

Number of Schools, Teachers, and Pupils in Senior High Schools Under The Ministry of Education, Culture, Research, and Technology by Subdistrict, 2020/2021 and

| Kecamatan Subdistrict | Sekolah/Schools | | | | | |
|--------------------------|-----------------|-----------|----------------|-----------|--------------|-----------|
| | Negeri/Public | | Swasta/Private | | Jumlah/Total | |
| | 2020/2021 | 2021/2022 | 2020/2021 | 2021/2022 | 2020/2021 | 2021/2022 |
| (1) | (2) | (3) | (4) | (5) | (6) | (7) |
| Kemangkon | 1 | 1 | - | - | 1 | 1 |
| Bukateja | 1 | 1 | - | - | 1 | 1 |
| Kejobong | 1 | 1 | - | - | 1 | 1 |
| Pengadegan | - | - | - | - | - | - |
| Kaligondang | - | - | - | - | - | - |
| Purbalingga | 2 | 2 | 1 | 1 | 3 | 3 |
| Kalimanah | - | - | 1 | 1 | 1 | 1 |
| Padamara | 1 | 1 | - | - | 1 | 1 |
| Kutasari | 1 | 1 | - | - | 1 | 1 |
| Bojongsari | - | - | - | - | - | - |
| Mrebet | - | - | - | - | - | - |
| Bobotsari | 1 | 1 | 1 | 1 | 2 | 2 |
| Karangreja | 1 | 1 | - | - | 1 | 1 |
| Karangjambu | - | - | - | - | - | - |
| Karanganyar | - | - | 1 | 1 | 1 | 1 |
| Kertanegara | - | - | 1 | 1 | 1 | 1 |
| Karangmoncol | - | - | 1 | 1 | 1 | 1 |
| Rembang | 1 | 1 | - | - | 1 | 1 |
| Purbalingga | 10 | 10 | 6 | 6 | 16 | 16 |

Lanjutan Tabel/Continued Table 4.1.7

| Kecamatan Subdistrict | Guru ¹ /Teachers ¹ | | | | | |
|--------------------------|--|------------|----------------|------------|--------------|------------|
| | Negeri/Public | | Swasta/Private | | Jumlah/Total | |
| | 2020/2021 | 2021/2022 | 2020/2021 | 2021/2022 | 2020/2021 | 2021/2022 |
| (1) | (8) | (9) | (10) | (11) | (12) | (13) |
| Kemangkon | 23 | 21 | - | - | 23 | 21 |
| Bukateja | 58 | 53 | - | - | 58 | 53 |
| Kejobong | 37 | 34 | - | - | 37 | 34 |
| Pengadegan | - | - | - | - | - | - |
| Kaligondang | - | - | - | - | - | - |
| Purbalingga | 114 | 117 | 36 | 33 | 150 | 150 |
| Kalimanah | - | - | 14 | 9 | 14 | 9 |
| Padamara | 47 | 46 | - | - | 47 | 46 |
| Kutasari | 36 | 32 | - | - | 36 | 32 |
| Bojongsari | - | - | - | - | - | - |
| Mrebet | - | - | - | - | - | - |
| Bobotsari | 59 | 50 | 20 | 19 | 79 | 69 |
| Karangreja | 49 | 46 | - | - | 49 | 46 |
| Karangjambu | - | - | - | - | - | - |
| Karanganyar | - | - | 23 | 23 | 23 | 23 |
| Kertanegara | - | - | 10 | 9 | 10 | 9 |
| Karangmoncol | - | - | 20 | 18 | 20 | 18 |
| Rembang | 45 | 44 | - | - | 45 | 44 |
| Purbalingga | 468 | 443 | 123 | 111 | 591 | 554 |

Lanjutan Tabel/Continued Table 4.1.7

| Kecamatan Subdistrict | Murid/Students | | | | | |
|--------------------------|----------------|--------------|----------------|--------------|---------------|---------------|
| | Negeri/Public | | Swasta/Private | | Jumlah/Total | |
| | 2020/2021 | 2021/2022 | 2020/2021 | 2021/2022 | 2020/2021 | 2021/2022 |
| (1) | (14) | (15) | (16) | (17) | (18) | (19) |
| Kemangkong | 330 | 406 | - | - | 330 | 406 |
| Bukateja | 959 | 1 047 | - | - | 959 | 1 047 |
| Kejobong | 647 | 663 | - | - | 647 | 663 |
| Pengadegan | - | - | - | - | - | - |
| Kaligondang | - | - | - | - | - | - |
| Purbalingga | 2 245 | 2 283 | 635 | 616 | 2 880 | 2 899 |
| Kalimanah | - | - | 31 | 30 | 31 | 30 |
| Padamara | 765 | 868 | - | - | 765 | 868 |
| Kutasari | 622 | 654 | - | - | 622 | 654 |
| Bojongsari | - | - | - | - | - | - |
| Mrebet | - | - | - | - | - | - |
| Bobotsari | 1 068 | 1 080 | 354 | 370 | 1 422 | 1 450 |
| Karangreja | 790 | 886 | - | - | 790 | 886 |
| Karangjambu | - | - | - | - | - | - |
| Karanganyar | - | - | 427 | 468 | 427 | 468 |
| Kertanegara | - | - | 170 | 224 | 170 | 224 |
| Karangmoncol | - | - | 369 | 347 | 369 | 347 |
| Rembang | 847 | 850 | - | - | 847 | 850 |
| Purbalingga | 8 273 | 8 737 | 1 986 | 2 055 | 10 259 | 10 792 |

Catatan/Note: ¹ Jumlah guru termasuk kepala sekolah dan guru/The total of teachers including headmaster and teacher
 Sumber/Source: Kementerian Pendidikan, Kebudayaan, Riset, dan Teknologi, Sistem Data Pokok Pendidikan, data semester ganjil 2021/Ministry of Education, Culture, Research, and Technology, Basic Education Data System, odd semester 2021

Tabel
Table 4.1.8

Jumlah Sekolah, Guru, dan Murid Sekolah Menengah Kejuruan (SMK) di Bawah Kementerian Pendidikan, Kebudayaan, Riset, dan Teknologi Menurut Kecamatan di Kabupaten Purbalingga, 2020/2021 dan 2021/2022
Number of Schools, Teachers, and Pupils in Vocational High Schools Under The Ministry of Education, Culture, Research, and Technology by Subdistrict, 2020/2021 and 2021/2022

| Kecamatan Subdistrict | Sekolah/Schools | | | | | |
|--------------------------|-----------------|-----------|----------------|-----------|--------------|-----------|
| | Negeri/Public | | Swasta/Private | | Jumlah/Total | |
| | 2020/2021 | 2021/2022 | 2020/2021 | 2021/2022 | 2020/2021 | 2021/2022 |
| (1) | (2) | (3) | (4) | (5) | (6) | (7) |
| Kemangkön | 1 | 1 | 1 | 1 | 2 | 2 |
| Bukateja | 1 | 1 | 3 | 3 | 4 | 4 |
| Kejobong | 1 | 1 | - | - | 1 | 1 |
| Pengadegan | - | - | 1 | 1 | 1 | 1 |
| Kaligondang | 1 | 1 | - | - | 1 | 1 |
| Purbalingga | 1 | 1 | 4 | 4 | 5 | 5 |
| Kalimanah | 1 | 1 | 3 | 3 | 4 | 4 |
| Padamara | - | - | - | - | - | - |
| Kutasari | 1 | 1 | - | - | 1 | 1 |
| Bojongsari | 1 | 1 | 1 | 1 | 2 | 2 |
| Mrebet | 1 | 1 | 1 | 1 | 2 | 2 |
| Bobotsari | - | - | 3 | 3 | 3 | 3 |
| Karangreja | - | - | 1 | 1 | 1 | 1 |
| Karangjambu | 1 | 1 | - | - | 1 | 1 |
| Karanganyar | 1 | 1 | - | - | 1 | 1 |
| Kertanegara | - | - | 2 | 2 | 2 | 2 |
| Karangmoncol | - | - | 2 | 2 | 2 | 2 |
| Rembang | 1 | 1 | - | - | 1 | 1 |
| Purbalingga | 12 | 12 | 22 | 22 | 34 | 34 |

Lanjutan Tabel/*Continued Table* 4.1.8

| Kecamatan Subdistrict | Guru ¹ /Teachers ¹ | | | | | |
|--------------------------|--|------------|------------------------|------------|----------------------|--------------|
| | Negeri/ <i>Public</i> | | Swasta/ <i>Private</i> | | Jumlah/ <i>Total</i> | |
| | 2020/2021 | 2021/2022 | 2020/2021 | 2021/2022 | 2020/2021 | 2021/2022 |
| (1) | (8) | (9) | (10) | (11) | (12) | (13) |
| Kemangkon | 16 | 17 | 11 | 8 | 27 | 25 |
| Bukateja | 100 | 94 | 39 | 33 | 139 | 127 |
| Kejobong | 28 | 31 | - | - | 28 | 31 |
| Pengadegan | - | - | 14 | 16 | 14 | 16 |
| Kaligondang | 94 | 92 | - | - | 94 | 92 |
| Purbalingga | 30 | 27 | 121 | 114 | 151 | 141 |
| Kalimanah | 83 | 75 | 131 | 132 | 214 | 207 |
| Padamara | - | - | - | - | - | - |
| Kutasari | 69 | 59 | - | - | 69 | 59 |
| Bojongsari | 56 | 57 | 10 | 8 | 66 | 65 |
| Mrebet | 81 | 80 | 12 | 9 | 93 | 89 |
| Bobotsari | - | - | 162 | 161 | 162 | 161 |
| Karangreja | - | - | 16 | 18 | 16 | 18 |
| Karangjambu | 6 | 7 | - | - | 6 | 7 |
| Karanganyar | 57 | 50 | - | - | 57 | 50 |
| Kertanegara | - | - | 18 | 13 | 18 | 13 |
| Karangmoncol | - | - | 25 | 24 | 25 | 24 |
| Rembang | 41 | 38 | - | - | 41 | 38 |
| Purbalingga | 661 | 627 | 559 | 536 | 1 220 | 1 163 |

Lanjutan Tabel/Continued Table 4.1.8

| Kecamatan Subdistrict | Murid/Students | | | | | |
|--------------------------|----------------|---------------|----------------|--------------|---------------|---------------|
| | Negeri/Public | | Swasta/Private | | Jumlah/Total | |
| | 2020/2021 | 2021/2022 | 2020/2021 | 2021/2022 | 2020/2021 | 2021/2022 |
| (1) | (14) | (15) | (16) | (17) | (18) | (19) |
| Kemangkong | 283 | 287 | 75 | 148 | 358 | 435 |
| Bukateja | 1 855 | 1 833 | 613 | 633 | 2 468 | 2 466 |
| Kejobong | 743 | 787 | - | - | 743 | 787 |
| Pengadegan | - | - | 275 | 294 | 275 | 294 |
| Kaligondang | 1 812 | 1 807 | - | - | 1 812 | 1 807 |
| Purbalingga | 286 | 285 | 1 928 | 2 127 | 2 214 | 2 412 |
| Kalimananah | 1 480 | 1 487 | 2 371 | 2 221 | 3 851 | 3 708 |
| Padamara | - | - | - | - | - | - |
| Kutasari | 1 253 | 1 300 | - | - | 1 253 | 1 300 |
| Bojongsari | 1 301 | 1 340 | 49 | 30 | 1 350 | 1 370 |
| Mrebet | 1 648 | 1 685 | 36 | 36 | 1 684 | 1 721 |
| Bobotsari | - | - | 3 270 | 3 073 | 3 270 | 3 073 |
| Karangreja | - | - | 279 | 305 | 279 | 305 |
| Karangjambu | 83 | 123 | - | - | 83 | 123 |
| Karanganyar | 1 029 | 1 039 | - | - | 1 029 | 1 039 |
| Kertanegara | - | - | 131 | 155 | 131 | 155 |
| Karangmoncol | - | - | 160 | 148 | 160 | 148 |
| Rembang | 821 | 915 | - | - | 821 | 915 |
| Purbalingga | 12 594 | 12 888 | 9 187 | 9 170 | 21 781 | 22 058 |

Catatan/Note: ¹ Jumlah guru termasuk kepala sekolah dan guru/The total of teachers including headmaster and teacher
 Sumber/Source: Kementerian Pendidikan, Kebudayaan, Riset, dan Teknologi, Sistem Data Pokok Pendidikan, data semester ganjil 2021/Ministry of Education, Culture, Research, and Technology, Basic Education Data System, odd semester 2021

Tabel
Table 4.1.9

**Jumlah Sekolah, Guru, dan Murid Madrasah Aliyah (MA)
di Bawah Kementerian Agama Menurut Kecamatan,
2020/2021 dan 2021/2022**
*Number of Schools, Teachers, and Pupils in Madrasah Aliyah
(MA) Under the Ministry of Religious Affairs by Subdistrict,
2020/2021 and 2021/2022*

| Kecamatan Subdistrict | Sekolah/ Schools | | | | | |
|--------------------------|------------------|-----------|-----------------|-----------|---------------|-----------|
| | Negeri/ Public | | Swasta/ Private | | Jumlah/ Total | |
| | 2020/2021 | 2021/2022 | 2020/2021 | 2021/2022 | 2020/2021 | 2021/2022 |
| (1) | (2) | (3) | (4) | (5) | (6) | (7) |
| Kemangkon | - | - | - | - | - | - |
| Bukateja | - | - | 1 | 1 | 1 | 1 |
| Kejobong | - | - | - | - | - | - |
| Pengadegan | - | - | - | - | - | - |
| Kaligondang | - | - | 1 | 1 | 1 | 1 |
| Purbalingga | 1 | 1 | - | - | 1 | 1 |
| Kalimanah | - | - | - | - | - | - |
| Padamara | - | - | 1 | 1 | 1 | 1 |
| Kutasari | - | - | 1 | 1 | 1 | 1 |
| Bojongsari | - | - | 1 | 1 | 1 | 1 |
| Mrebet | - | - | 1 | 1 | 1 | 1 |
| Bobotsari | - | - | 1 | 1 | 1 | 1 |
| Karangreja | - | - | - | - | - | - |
| Karangjambu | - | - | - | - | - | - |
| Karanganyar | - | - | 2 | 2 | 2 | 2 |
| Kertanegara | - | - | - | - | - | - |
| Karangmoncol | - | - | 2 | 2 | 2 | 2 |
| Rembang | - | - | - | - | - | - |
| Purbalingga | 1 | 1 | 11 | 11 | 12 | 12 |

Lanjutan Tabel/Continued Table 4.1.9

| Kecamatan Subdistrict | Guru/ Teachers | | | | | |
|--------------------------|----------------|-----------|-----------------|------------|---------------|------------|
| | Negeri/ Public | | Swasta/ Private | | Jumlah/ Total | |
| | 2020/2021 | 2021/2022 | 2020/2021 | 2021/2022 | 2020/2021 | 2021/2022 |
| (1) | (8) | (9) | (10) | (11) | (12) | (13) |
| Kemangkon | - | - | - | - | - | - |
| Bukateja | - | - | 25 | 41 | 25 | 41 |
| Kejobong | - | - | - | - | - | - |
| Pengadegan | - | - | - | - | - | - |
| Kaligondang | - | - | - | 14 | - | 14 |
| Purbalingga | 71 | 89 | - | - | 71 | 89 |
| Kalimanah | - | - | - | - | - | - |
| Padamara | - | - | 15 | 20 | 15 | 20 |
| Kutasari | - | - | 12 | 22 | 12 | 22 |
| Bojongsari | - | - | 11 | 11 | 11 | 11 |
| Mrebet | - | - | 10 | 12 | 10 | 12 |
| Bobotsari | - | - | 16 | 23 | 16 | 23 |
| Karangreja | - | - | - | - | - | - |
| Karangjambu | - | - | - | - | - | - |
| Karanganyar | - | - | 19 | 29 | 19 | 29 |
| Kertanegara | - | - | - | - | - | - |
| Karangmoncol | - | - | 38 | 40 | 38 | 40 |
| Rembang | - | - | - | - | - | - |
| Purbalingga | 71 | 89 | 146 | 212 | 217 | 301 |

Lanjutan Tabel/*Continued Table* 4.1.9

| Kecamatan Subdistrict | Murid/ Pupils | | | | | |
|--------------------------|----------------|--------------|-----------------|--------------|---------------|--------------|
| | Negeri/ Public | | Swasta/ Private | | Jumlah/ Total | |
| | 2020/2021 | 2021/2022 | 2020/2021 | 2021/2022 | 2020/2021 | 2021/2022 |
| (1) | (14) | (15) | (16) | (17) | (18) | (19) |
| Kemangkon | - | - | - | - | - | - |
| Bukateja | - | - | 323 | 425 | 323 | 425 |
| Kejobong | - | - | - | - | - | - |
| Pengadegan | - | - | - | - | - | - |
| Kaligondang | - | - | - | 9 | - | 9 |
| Purbalingga | 1 141 | 1 141 | - | - | 1 141 | 1 141 |
| Kalimanah | - | - | - | - | - | - |
| Padamara | - | - | 108 | 98 | 108 | 98 |
| Kutasari | - | - | 132 | 134 | 132 | 134 |
| Bojongsari | - | - | 66 | 56 | 66 | 56 |
| Mrebet | - | - | 59 | 60 | 59 | 60 |
| Bobotsari | - | - | 125 | 172 | 125 | 172 |
| Karangreja | - | - | - | - | - | - |
| Karangjambu | - | - | - | - | - | - |
| Karanganyar | - | - | 111 | 96 | 111 | 96 |
| Kertanegara | - | - | - | - | - | - |
| Karangmoncol | - | - | 359 | 347 | 359 | 347 |
| Rembang | - | - | - | - | - | - |
| Purbalingga | 1 141 | 1 141 | 1 283 | 1 397 | 2 424 | 2 538 |

Catatan/ Note : ¹ Jumlah guru termasuk kepala sekolah dan guru/ *The total of teachers including headmaster and teacher*

Sumber/Source : Kementerian Agama, EMIS, data semester ganjil/ *Ministry of Religious Affairs, EMIS, odd semester*

Tabel 4.1.10 Jumlah Desa¹/Kelurahan yang Memiliki Fasilitas Sekolah Menurut Kecamatan dan Tingkat Pendidikan di Kabupaten Purbalingga, 2019–2021
Number of Villages¹ /Kelurahan Having Educational Facilities by Subdistrict and Educational Level in Purbalingga Regency, 2019–2021

| Kecamatan Subdistrict | SD Primary School | | |
|--------------------------|----------------------|------------|------------|
| | 2019 | 2020 | 2021 |
| (1) | (2) | (3) | (4) |
| Kemangkon | 19 | 19 | 19 |
| Bukateja | 14 | 14 | 14 |
| Kejobong | 13 | 13 | 13 |
| Pengadegan | 9 | 9 | 9 |
| Kaligondang | 18 | 18 | 18 |
| Purbalingga | 13 | 13 | 13 |
| Kalimanah | 17 | 17 | 17 |
| Padamara | 14 | 14 | 14 |
| Kutasari | 14 | 14 | 14 |
| Bojongsari | 13 | 13 | 13 |
| Mrebet | 19 | 19 | 19 |
| Bobotsari | 16 | 16 | 16 |
| Karangreja | 7 | 7 | 7 |
| Karangjambu | 6 | 6 | 6 |
| Karanganyar | 13 | 13 | 13 |
| Kertanegara | 11 | 11 | 11 |
| Karangmoncol | 11 | 11 | 11 |
| Rembang | 12 | 12 | 12 |
| Purbalingga | 239 | 239 | 239 |

Lanjutan Tabel/*Continued Table* 4.1.10

| Kecamatan Subdistrict | SMP Junior High School | | |
|--------------------------|---------------------------|-----------|-----------|
| | 2019 | 2020 | 2021 |
| (1) | (5) | (6) | (7) |
| Kemangkon | 7 | 7 | 7 |
| Bukateja | 7 | 7 | 7 |
| Kejobong | 4 | 4 | 4 |
| Pengadegan | 4 | 4 | 4 |
| Kaligondang | 7 | 7 | 7 |
| Purbalingga | 6 | 6 | 6 |
| Kalimanah | 4 | 4 | 4 |
| Padamara | 4 | 4 | 4 |
| Kutasari | 6 | 6 | 6 |
| Bojongsari | 4 | 4 | 4 |
| Mrebet | 6 | 6 | 6 |
| Bobotsari | 5 | 5 | 5 |
| Karangreja | 6 | 6 | 6 |
| Karangjambu | 6 | 6 | 6 |
| Karanganyar | 2 | 2 | 2 |
| Kertanegara | 4 | 4 | 4 |
| Karangmoncol | 8 | 8 | 8 |
| Rembang | 7 | 7 | 7 |
| Purbalingga | 97 | 97 | 97 |

Lanjutan Tabel/*Continued Table* 4.1.10

| Kecamatan Subdistrict | SMA Senior High School | | |
|--------------------------|---------------------------|-----------|-----------|
| | 2019 | 2020 | 2021 |
| (1) | (8) | (9) | (10) |
| Kemangkon | 1 | 1 | 1 |
| Bukateja | 2 | 2 | 2 |
| Kejobong | 1 | 1 | 1 |
| Pengadegan | – | - | - |
| Kaligondang | – | - | 1 |
| Purbalingga | 4 | 4 | 4 |
| Kalimanah | 1 | 1 | 1 |
| Padamara | 2 | 2 | 2 |
| Kutasari | 2 | 2 | 2 |
| Bojongsari | 1 | 1 | 1 |
| Mrebet | 1 | 1 | 1 |
| Bobotsari | 2 | 2 | 2 |
| Karangreja | 1 | 1 | 1 |
| Karangjambu | – | - | - |
| Karanganyar | 2 | 2 | 2 |
| Kertanegara | 1 | 1 | 1 |
| Karangmoncol | 3 | 3 | 3 |
| Rembang | 1 | 1 | 1 |
| Purbalingga | 25 | 25 | 26 |

Lanjutan Tabel/*Continued Table* 4.1.10

| Kecamatan Subdistrict | SMK Vocational School | | |
|--------------------------|--------------------------|-----------|-----------|
| | 2019 | 2020 | 2021 |
| (1) | (11) | (12) | (13) |
| Kemangkon | 2 | 2 | 2 |
| Bukateja | 5 | 5 | 4 |
| Kejobong | 1 | 1 | 1 |
| Pengadegan | 1 | 1 | 1 |
| Kaligondang | 1 | 1 | 1 |
| Purbalingga | 4 | 4 | 4 |
| Kalimanah | 1 | 1 | 1 |
| Padamara | - | - | - |
| Kutasari | 1 | 1 | 1 |
| Bojongsari | 2 | 2 | 2 |
| Mrebet | 2 | 2 | 1 |
| Bobotsari | 2 | 2 | 2 |
| Karangreja | 1 | 1 | 1 |
| Karangjambu | 1 | 1 | 1 |
| Karanganyar | 1 | 1 | 1 |
| Kertanegara | 2 | 2 | 2 |
| Karangmoncol | 2 | 2 | 2 |
| Rembang | 1 | 1 | 1 |
| Purbalingga | 30 | 30 | 28 |

Lanjutan Tabel/Continued Table 4.1.10

| Kecamatan Subdistrict | Perguruan Tinggi University | | |
|--------------------------|--------------------------------|----------|----------|
| | 2019 | 2020 | 2021 |
| (1) | (14) | (15) | (16) |
| Kemangkon | – | – | – |
| Bukateja | – | – | – |
| Kejobong | – | – | – |
| Pengadegan | – | – | – |
| Kaligondang | – | – | – |
| Purbalingga | – | 1 | 2 |
| Kalimanah | 1 | 1 | 1 |
| Padamara | – | – | – |
| Kutasari | – | – | – |
| Bojongsari | – | – | – |
| Mrebet | – | – | – |
| Bobotsari | – | – | – |
| Karangreja | – | – | – |
| Karangjambu | – | – | – |
| Karanganyar | – | – | – |
| Kertanegara | – | – | – |
| Karangmoncol | – | – | – |
| Rembang | – | – | – |
| Purbalingga | 1 | 2 | 3 |

Sumber/Source: BPS, Pendataan Potensi Desa (Podes)/ BPS–Statistics Indonesia, Village Potential Data Collection

Tabel
Table 4.1.11

Angka Partisipasi Murni (APM) dan Angka Partisipasi Kasar (APK) Menurut Jenjang Pendidikan di Kabupaten Purbalingga, 2020 dan 2021
Net Participation Rates and Gross Participation Rates by Educational Level in Purbalingga Regency, 2020 and 2021

| Jenjang Pendidikan <i>Educational Level</i> | Angka Partisipasi Murni (APM) <i>Net Participation Rates</i> | | Angka Partisipasi Kasar (APK) <i>Gross Participation Rates</i> | |
|--|---|-------|---|--------|
| | 2020 | 2021 | 2020 | 2021 |
| (1) | (2) | (3) | (4) | (5) |
| SD/MI <i>Elementary School</i> | 95,77 | 96,30 | 107,29 | 108,46 |
| SMP/MTs <i>Junior High School</i> | 80,49 | 80,96 | 91,58 | 92,96 |
| SMA/SMK/MA <i>Senior High School</i> | 56,02 | 56,50 | 71,28 | 69,89 |

Sumber/Source: BPS, Survei Sosial Ekonomi Nasional (Susenans)/BPS-Statistics Indonesia, National Socioeconomic Survey

Tabel
Table 4.1.12**Persentase Penduduk Berumur 15 Tahun ke Atas yang Melek Huruf Menurut Kelompok Umur di Kabupaten Purbalingga, 2020 dan 2021**
Percentage of Literate People Aged 15 Years and Over by Age Group in Purbalingga Regency, 2020 and 2021

| Kelompok Umur <i>Age Group</i> | 2020 | 2021 |
|--|--------------|---------------|
| (1) | (2) | (3) |
| 15–19 | 99,59 | 100,00 |
| 20–24 | 100,00 | 100,00 |
| 25–29 | 100,00 | 99,25 |
| 30–34 | 100,00 | 99,60 |
| 35–39 | 98,39 | 98,09 |
| 40–44 | 100,00 | 99,20 |
| 45–49 | 99,45 | 98,99 |
| 50+ | 85,17 | 81,22 |
| Jumlah/Total | | |
| 15–24 | 94,43 | 100,00 |
| 15–44 | 99,79 | 99,35 |
| 15+ | 99,66 | 92,86 |
| 45+ | 87,94 | 84,70 |

Sumber/Source: BPS, Survei Sosial Ekonomi Nasional (Susenas)/BPS-Statistics Indonesia, National Socioeconomic Survey

Tabel
Table 4.1.13

Jumlah Perguruan Tinggi, Mahasiswa dan Tenaga Pendidik (Negeri dan Swasta) di Bawah Kementerian Riset, Teknologi dan Pendidikan Tinggi Menurut Kecamatan di Kabupaten Purbalingga, 2021
Number of Universities, Students and Lecturers (State and Private) Under The Ministry of Research, Technology and High Education by Subdistrict in Purbalingga Regency, 2021

| Kecamatan Subdistrict | Jumlah Perguruan Tinggi Number of Universities | | Jumlah Mahasiswa Number of Students | | Jumlah Tenaga Pendidik Number of Lecturers | |
|--------------------------|--|-------------------|--|-------------------|---|-------------------|
| | Negeri Public | Swasta Private | Negeri Public | Swasta Private | Negeri Public | Swasta Private |
| (1) | (2) | (3) | (4) | (5) | (6) | (7) |
| Kemangkon | - | - | - | - | - | - |
| Bukateja | - | - | - | - | - | - |
| Kejobong | - | - | - | - | - | - |
| Pengadegan | - | - | - | - | - | - |
| Kaligondang | - | - | - | - | - | - |
| Purbalingga | - | 2 | - | 461 | - | 60 |
| Kalimanah | 1 | - | 1 771 | - | 85 | - |
| Padamara | - | - | - | - | - | - |
| Kutasari | - | - | - | - | - | - |
| Bojongsari | - | - | - | - | - | - |
| Mrebet | - | - | - | - | - | - |
| Bobotsari | - | - | - | - | - | - |
| Karangreja | - | - | - | - | - | - |
| Karangjambu | - | - | - | - | - | - |
| Karanganyar | - | - | - | - | - | - |
| Kertanegara | - | - | - | - | - | - |
| Karangmoncol | - | - | - | - | - | - |
| Rembang | - | - | - | - | - | - |
| Purbalingga | 1 | 2 | | 461 | | 60 |

Sumber/Source: Perguruan tinggi terkait/ Related Colleges

Tabel
Table 4.1.14**Persentase Penduduk Usia 10 Tahun Keatas Menurut Tingkat Pendidikan yang Ditamatkan di Kabupaten Purbalingga, 2021**
Percentage of Population 10 Years of Age and Over by Educational Attainment in Purbalingga Regency, 2021

| Pendidikan Tertinggi yang Ditamatkan <i>Educational Level</i> | Laki-laki <i>Male</i> | Perempuan <i>Female</i> | Jumlah <i>Total</i> |
|---|---------------------------------|-----------------------------------|-------------------------------|
| (1) | (2) | (3) | (4) |
| Tidak Punya Ijazah SD/SDLB/MI <i>Not Have Graduation Certificate from Primary School</i> | 22,01 | 22,60 | 22,30 |
| SD/SDLB/MI <i>Elementary School</i> | 33,78 | 30,99 | 32,38 |
| SMP/SMPLB/MTs <i>Junior High School</i> | 21,25 | 25,64 | 23,46 |
| SMU/SMK/SMLB/MA <i>Senior High School</i> | 19,21 | 15,69 | 17,43 |
| DI, DII, DIII/Sarjana Muda <i>Diploma</i> | 0,86 | 0,62 | 0,74 |
| DIV/S1 dan S2/S3 <i>Bachelor Degree</i> | 2,90 | 4,46 | 3,69 |
| Purbalingga | 100,00 | 100,00 | 100,00 |

Sumber/Source: BPS, Survei Sosial Ekonomi Nasional Kor, Maret/ BPS-Statistics Indonesia, National Socio Economic Survey Kor, March

Tabel
Table 4.1.15

Persentase Penduduk Usia 7–24 Tahun Menurut Jenis Kelamin, Kelompok Umur Sekolah, dan Partisipasi Sekolah di Kabupaten Purbalingga, 2021
Percentage of Population Aged 7-24 Years by Sex, Age Group, and School Participation in Purbalingga Regency, 2021

| Jenis Kelamin dan Kelompok Umur Sekolah <i>Gender and School Age Group</i> | Tidak/Belum Pernah Sekolah <i>Not/Never Attending School</i> | Masih Sekolah <i>Attending School</i> | Tidak Sekolah Lagi <i>Not Attending School Anymore</i> |
|---|---|--|---|
| (1) | (2) | (3) | (4) |
| Laki-Laki/Male | | | |
| 7-12 | - | 99,68 | 0,32 |
| 13-15 | - | 96,99 | 3,01 |
| 16-18 | - | 56,06 | 43,94 |
| 19-24 | - | 10,81 | 89,19 |
| 7-24 | - | 64,03 | 35,97 |
| Perempuan/ Female | | | |
| 7-12 | - | 100,00 | - |
| 13-15 | - | 94,58 | 5,42 |
| 16-18 | - | 63,78 | 36,22 |
| 19-24 | 0,39 | 14,72 | 84,89 |
| 7-24 | 0,12 | 65,02 | 34,86 |
| Laki-laki+Perempuan/Male+Female | | | |
| 7-12 | - | 99,84 | 0,16 |
| 13-15 | - | 95,83 | 4,17 |
| 16-18 | - | 60,31 | 39,69 |
| 19-24 | 0,19 | 12,76 | 87,04 |
| 7-24 | 0,06 | 64,52 | 35,41 |

Sumber/Source: BPS, Survei Sosial Ekonomi Nasional Kor, Maret/ BPS-Statistics Indonesia, National Socio Economic Survey Kor, March

Tabel 4.1.16 **Persentase Penduduk Usia 5 Tahun Keatas Menurut Kelompok Umur Sekolah di Kabupaten Purbalingga, 2021**
Table 4.1.16 **Percentage of Population 5 Years and Over by Age Group in Purbalingga Regency, 2021**

| Kelompok Umur <i>Age Group</i> | Jenis Kelamin <i>Gender</i> | | Jumlah <i>Total</i> |
|-----------------------------------|--------------------------------|----------------------------|------------------------|
| | Laki-laki <i>Male</i> | Perempuan <i>Female</i> | |
| (1) | (2) | (3) | (4) |
| 5 - 6 | 4,82 | 4,21 | 4,51 |
| 7 - 12 | 9,97 | 9,07 | 9,51 |
| 13 - 15 | 4,86 | 4,34 | 4,60 |
| 16 - 18 | 4,79 | 5,73 | 5,26 |
| 19 - 21 | 4,53 | 4,28 | 4,41 |
| 22 - 24 | 4,44 | 4,43 | 4,44 |
| 25+ | 66,59 | 67,93 | 67,27 |
| Purbalingga | 100,00 | 100,00 | 100,00 |

Sumber/Source: Survei Sosial Ekonomi Nasional Kor, Maret/ *National Socio Economic Survey Kor, March*

Tabel
Table 4.1.17

Persentase Penduduk Usia 5 Tahun Keatas yang Masih Sekolah di Kabupaten Purbalingga, 2021
Percentage of Population 5 Years and Over Who Attending School in Purbalingga Regency, 2021

| Kelompok Umur <i>Age Group</i> | Jenis Kelamin <i>Gender</i> | | Jumlah <i>Total</i> |
|-----------------------------------|--------------------------------|----------------------------|------------------------|
| | Laki-laki <i>Male</i> | Perempuan <i>Female</i> | |
| (1) | (2) | (3) | (4) |
| 5 - 6 | 3,62 | 6,29 | 4,98 |
| 7 - 12 | 52,10 | 46,70 | 49,34 |
| 13 - 15 | 24,67 | 21,17 | 22,88 |
| 16 - 18 | 14,05 | 18,81 | 16,48 |
| 19 - 21 | 3,24 | 4,30 | 3,78 |
| 22 - 24 | 1,85 | 2,31 | 2,08 |
| 25+ | 0,47 | 0,43 | 0,45 |
| Purbalingga | 100,00 | 100,00 | 100,00 |

Sumber/Source: Survei Sosial Ekonomi Nasional Kor, Maret/ *National Socio Economic Survey Kor, March*

4.2 KESEHATAN HEALTH

Tabel 4.2.1 **Jumlah Desa¹/Kelurahan Yang Memiliki Sarana Kesehatan Menurut Kecamatan di Kabupaten Purbalingga, 2019–2021**
Number of Villages¹/Kelurahan Having Health Facilities by Subdistrict in Purbalingga Regency, 2019–2021

| Kecamatan Subdistrict | Rumah Sakit Hospital | | |
|--------------------------|-------------------------|----------|----------|
| | 2019 | 2020 | 2021 |
| (1) | (2) | (3) | (4) |
| Kemangkon | - | - | - |
| Bukateja | - | - | - |
| Kejobong | - | - | - |
| Pengadegan | - | - | - |
| Kaligondang | - | - | - |
| Purbalingga | 2 | 2 | 2 |
| Kalimanah | 2 | 3 | 4 |
| Padamara | 1 | 1 | 1 |
| Kutasari | - | - | - |
| Bojongsari | - | - | - |
| Mrebet | - | - | - |
| Bobotsari | - | 1 | 1 |
| Karangreja | - | - | - |
| Karangjambu | - | - | - |
| Karanganyar | - | - | - |
| Kertanegara | - | - | - |
| Karangmoncol | - | - | - |
| Rembang | - | - | - |
| Purbalingga | 5 | 7 | 8 |

Lanjutan Tabel/*Continued Table* 4.2.1

| Kecamatan <i>Subdistrict</i> | Rumah Sakit Bersalin <i>Maternity Hospital</i> | | |
|---------------------------------|---|----------|----------|
| | 2019 | 2020 | 2021 |
| (1) | (5) | (6) | (7) |
| Kemangkon | - | - | - |
| Bukateja | - | - | - |
| Kejobong | - | - | - |
| Pengadegan | - | - | - |
| Kaligondang | - | - | - |
| Purbalingga | - | - | - |
| Kalimanah | 1 | - | - |
| Padamara | - | - | - |
| Kutasari | - | - | - |
| Bojongsari | - | - | - |
| Mrebet | - | - | - |
| Bobotsari | - | - | - |
| Karangreja | - | - | - |
| Karangjambu | - | - | - |
| Karanganyar | - | - | - |
| Kertanegara | - | - | - |
| Karangmoncol | - | - | - |
| Rembang | - | - | - |
| Purbalingga | 1 | - | - |

Lanjutan Tabel/*Continued Table 4.2.1*

| Kecamatan <i>Subdistrict</i> | Poliklinik <i>Polyclinic</i> | | |
|---------------------------------|---------------------------------|-----------|-----------|
| | 2019 | 2020 | 2021 |
| (1) | (8) | (9) | (10) |
| Kemangkön | 2 | 1 | 1 |
| Bukateja | 2 | 3 | 2 |
| Kejobong | - | - | - |
| Pengadegan | - | - | - |
| Kaligondang | 1 | 1 | 1 |
| Purbalingga | 6 | 8 | 6 |
| Kalimanah | 3 | 3 | 3 |
| Padamara | 1 | 1 | 1 |
| Kutasari | 1 | 1 | 1 |
| Bojongsari | - | - | - |
| Mrebet | - | - | - |
| Bobotsari | 1 | - | 1 |
| Karangreja | - | - | - |
| Karangjambu | - | - | 1 |
| Karanganyar | 1 | 1 | 1 |
| Kertanegara | 1 | 1 | 1 |
| Karangmoncol | 2 | 1 | 2 |
| Rembang | 1 | 1 | 1 |
| Purbalingga | 22 | 22 | 22 |

Lanjutan Tabel/*Continued Table* 4.2.1

| Kecamatan <i>Subdistrict</i> | Puskesmas <i>Public Health Center</i> | | |
|---------------------------------|--|-----------|-----------|
| | 2019 | 2020 | 2021 |
| (1) | (11) | (12) | (13) |
| Kemangkon | 1 | 2 | 1 |
| Bukateja | 2 | 1 | 2 |
| Kejobong | 1 | 1 | 1 |
| Pengadegan | 1 | 1 | 1 |
| Kaligondang | 2 | 2 | 2 |
| Purbalingga | 2 | 2 | 2 |
| Kalimanah | 1 | 1 | 1 |
| Padamara | 1 | 1 | 1 |
| Kutasari | 1 | 1 | 1 |
| Bojongsari | 1 | 1 | 1 |
| Mrebet | 2 | 2 | 2 |
| Bobotsari | 1 | 1 | 1 |
| Karangreja | 1 | 1 | 1 |
| Karangjambu | 1 | 1 | 1 |
| Karanganyar | 1 | 1 | 1 |
| Kertanegara | 1 | 1 | 1 |
| Karangmoncol | 1 | 1 | 1 |
| Rembang | 1 | 1 | 1 |
| Purbalingga | 22 | 22 | 22 |

Lanjutan Tabel/*Continued Table 4.2.1*

| Kecamatan <i>Subdistrict</i> | Puskesmas Pembantu <i>Subsidiary of Public Health Center</i> | | |
|---------------------------------|---|-----------|-----------|
| | 2019 | 2020 | 2021 |
| (1) | (14) | (15) | (16) |
| Kemangkon | 3 | 3 | 3 |
| Bukateja | 4 | 4 | 4 |
| Kejobong | 2 | 2 | 2 |
| Pengadegan | 3 | 3 | 3 |
| Kaligondang | 4 | 3 | 3 |
| Purbalingga | 1 | — | 1 |
| Kalimanah | 3 | 3 | 3 |
| Padamara | 3 | 3 | 3 |
| Kutasari | 1 | 1 | 1 |
| Bojongsari | 3 | 3 | 3 |
| Mrebet | 4 | 4 | 4 |
| Bobotsari | 3 | 3 | 3 |
| Karangreja | 2 | 2 | 2 |
| Karangjambu | 2 | 1 | 2 |
| Karanganyar | 2 | 2 | 2 |
| Kertanegara | 2 | 3 | 2 |
| Karangmoncol | 3 | 3 | 3 |
| Rembang | 3 | 3 | 3 |
| Purbalingga | 48 | 46 | 47 |

Lanjutan Tabel/*Continued Table* 4.2.1

| Kecamatan <i>Subdistrict</i> | Apotek <i>Pharmacy</i> | | |
|---------------------------------|---------------------------|-----------|-----------|
| | 2019 | 2020 | 2021 |
| (1) | (17) | (18) | (19) |
| Kemangkon | 1 | 1 | 1 |
| Bukateja | 3 | 2 | 2 |
| Kejobong | 2 | 2 | 2 |
| Pengadegan | 1 | 1 | 1 |
| Kaligondang | 4 | 4 | 4 |
| Purbalingga | 9 | 10 | 11 |
| Kalimanah | 5 | 5 | 5 |
| Padamara | 5 | 4 | 3 |
| Kutasari | 1 | 1 | 3 |
| Bojongsari | 3 | 2 | 1 |
| Mrebet | 3 | 4 | 5 |
| Bobotsari | 3 | 2 | 4 |
| Karangreja | 2 | 2 | 2 |
| Karangjambu | 1 | 1 | 1 |
| Karanganyar | 1 | 1 | 1 |
| Kertanegara | 2 | 1 | 2 |
| Karangmoncol | 2 | 2 | 3 |
| Rembang | 3 | 3 | 3 |
| Purbalingga | 51 | 48 | 54 |

Sumber/*Source*: BPS, Pendataan Potensi Desa (Podes)/ *BPS—Statistics Indonesia, Village Potential Data Collection*

Tabel
Table 4.2.2**Jumlah Tenaga Kesehatan Menurut Kecamatan di
Kabupaten Purbalingga, 2021**
**Number of Medicals Personnel by Subdistrict in Purbalingga
Regency, 2021**

| Kecamatan Subdistrict | Dokter/ Doctor | Perawat/ Nurse | Bidan/ Midwife | Farmasi/ Pharmaceutical | Ahli Gizi/ Nutritionist |
|--------------------------|-------------------|-------------------|-------------------|----------------------------|----------------------------|
| (1) | (2) | (3) | (4) | (5) | (6) |
| Kemangkön | 6 | 14 | 23 | 5 | 2 |
| Bukateja | 18 | 28 | 24 | 9 | 3 |
| Kejobong | 3 | 23 | 20 | 2 | 1 |
| Pengadegan | 3 | 10 | 15 | 2 | 1 |
| Kaligondang | 8 | 19 | 31 | 5 | 2 |
| Purbalingga | 114 | 387 | 115 | 51 | 9 |
| Kalimanah | 130 | 352 | 113 | 50 | 7 |
| Padamara | 47 | 160 | 50 | 17 | 3 |
| Kutasari | 7 | 11 | 20 | 3 | 2 |
| Bojongsari | 4 | 10 | 20 | 2 | 2 |
| Mrebet | 7 | 21 | 44 | 6 | 4 |
| Bobotsari | 22 | 54 | 39 | 4 | 1 |
| Karangreja | 3 | 18 | 15 | 2 | 1 |
| Karangjambu | 3 | 10 | 11 | 2 | 1 |
| Karanganyar | 6 | 25 | 20 | 4 | 1 |
| Kertanegara | 6 | 9 | 21 | 3 | 2 |
| Karangmoncol | 7 | 22 | 26 | 3 | 3 |
| Rembang | 7 | 29 | 34 | 3 | 2 |
| Purbalingga | 401 | 1 202 | 641 | 173 | 47 |

Catatan/Note: - Dokter = dokter spesialis, dokter umum, dokter gigi/
- Doctor = specialist, general, dentist

Sumber/Source: Dinas Kesehatan Kabupaten Purbalingga/ Public Health Office of Purbalingga Regency

Tabel
Table 4.2.3

Persentase Penduduk yang Mempunyai Keluhan Kesehatan Selama Sebulan Terakhir Menurut Kecamatan, 2020 dan 2021
Percentage of People Who Had Health Complaint During a Month Prior to The Survey by Subdistrict, 2020 and 2021

| Kecamatan Subdistrict | 2020 | | |
|--------------------------|--------------------|----------------------|-----------------|
| | Laki-laki/ Male | Perempuan/ Female | Jumlah Total |
| (1) | (2) | (3) | (4) |
| Perkotaan Urban | 32,87 | 37,04 | 34,93 |
| Perdesaan Rural | 36,98 | 39,80 | 38,42 |
| Purbalingga | 35,45 | 38,82 | 37,16 |

Lanjutan Tabel/Continued Table 4.2.3

| Kecamatan Subdistrict | 2021 | | |
|--------------------------|--------------------|----------------------|-----------------|
| | Laki-laki/ Male | Perempuan/ Female | Jumlah Total |
| (1) | (2) | (3) | (4) |
| Perkotaan Urban | 11,35 | 13,97 | 12,65 |
| Perdesaan Rural | 10,81 | 10,88 | 10,85 |
| Purbalingga | 11,02 | 11,98 | 11,51 |

Sumber/Source: BPS, Survei Sosial Ekonomi Nasional (Susenas)/BPS-Statistics Indonesia, National Socioeconomic Survey

Tabel
Table 4.2.4

**Jumlah Rumah Sakit Umum, Rumah Sakit Khusus,
Puskesmas, dan Apotik Menurut Kecamatan di Kabupaten
Purbalingga, 2020 dan 2021**
*Number of General Hospital, Special Hospital, Public Health
Centre and Apotic by Subdistrict in Purbalingga Regency,
2020 and 2021*

| Kecamatan Subdistrict | Rumah Sakit Umum/ General Hospital | | Rumah Sakit Khusus/ Special Hospital | |
|--------------------------|---------------------------------------|----------|---|----------|
| | 2020 | 2021 | 2020 | 2021 |
| (1) | (2) | (3) | (4) | (5) |
| Kemangkon | - | - | - | - |
| Bukateja | - | - | - | - |
| Kejobong | - | - | - | - |
| Pengadegan | - | - | - | - |
| Kaligondang | - | - | - | - |
| Purbalingga | 1 | 1 | - | - |
| Kalimanah | 3 | 4 | - | - |
| Padamara | 1 | 1 | - | - |
| Kutasari | - | - | - | - |
| Bojongsari | - | - | - | - |
| Mrebet | - | - | - | - |
| Bobotsari | 1 | 1 | - | - |
| Karangreja | - | - | - | - |
| Karangjambu | - | - | - | - |
| Karanganyar | - | - | - | - |
| Kertanegara | - | - | - | - |
| Karangmoncol | - | - | - | - |
| Rembang | - | - | - | - |
| Purbalingga | 6 | 7 | - | - |

Lanjutan Tabel/*Continued Table 4.2.4*

| Kecamatan Subdistrict | Rumah Sakit Bersalin/ Maternity Hospital | | Puskesmas/ Public Health Center | |
|--------------------------|---|----------|------------------------------------|-----------|
| | 2020 | 2021 | 2020 | 2021 |
| (1) | (6) | (7) | (8) | (9) |
| Kemangkon | - | - | 2 | 2 |
| Bukateja | - | - | 1 | 1 |
| Kejobong | - | - | 1 | 1 |
| Pengadegan | - | - | 1 | 1 |
| Kaligondang | - | - | 2 | 2 |
| Purbalingga | 1 | 1 | 2 | 2 |
| Kalimanah | - | - | 1 | 1 |
| Padamara | - | - | 1 | 1 |
| Kutasari | - | - | 1 | 1 |
| Bojongsari | - | - | 1 | 1 |
| Mrebet | - | - | 2 | 2 |
| Bobotsari | - | - | 1 | 1 |
| Karangreja | - | - | 1 | 1 |
| Karangjambu | - | - | 1 | 1 |
| Karanganyar | - | - | 1 | 1 |
| Kertanegara | - | - | 1 | 1 |
| Karangmoncol | - | - | 1 | 1 |
| Rembang | - | - | 1 | 1 |
| Purbalingga | 1 | 1 | 22 | 22 |

Lanjutan Tabel/*Continued Table* 4.2.4

| Kecamatan <i>Subdistrict</i> | Klinik/Balai Kesehatan/ <i>Medical Clinic</i> | | Posyandu/ <i>Integrated Service Post</i> | |
|---------------------------------|--|-----------|---|--------------|
| | 2020 | 2021 | 2020 | 2021 |
| (1) | (10) | (11) | (12) | (13) |
| Kemangkon | 1 | 1 | 91 | 92 |
| Bukateja | 3 | 3 | 79 | 79 |
| Kejobong | - | - | 76 | 76 |
| Pengadegan | - | - | 64 | 68 |
| Kaligondang | 1 | 1 | 92 | 92 |
| Purbalingga | 8 | 8 | 100 | 99 |
| Kalimanah | 3 | 3 | 76 | 77 |
| Padamara | 1 | 2 | 55 | 55 |
| Kutasari | 1 | 1 | 83 | 83 |
| Bojongsari | - | - | 65 | 65 |
| Mrebet | - | - | 100 | 100 |
| Bobotsari | - | - | 57 | 57 |
| Karangreja | - | - | 39 | 39 |
| Karangjambu | - | - | 36 | 36 |
| Karanganyar | 1 | 1 | 42 | 43 |
| Kertanegara | 1 | 1 | 40 | 40 |
| Karangmoncol | 1 | 2 | 62 | 61 |
| Rembang | 1 | 1 | 78 | 78 |
| Purbalingga | 22 | 24 | 1 235 | 1 240 |

Lanjutan Tabel/Continued Table 4.2.4

| Kecamatan Subdistrict | Pondok Bersalin Desa (Polindes)/ Village Maternity Cottage | | Apotik/ Pharmacy | |
|--------------------------|---|----------|---------------------|-----------|
| | 2020 | 2021 | 2020 | 2021 |
| (1) | (14) | (15) | (16) | (17) |
| Kemangkon | 15 | - | 1 | 2 |
| Bukateja | 11 | - | 5 | 6 |
| Kejobong | 10 | - | 3 | 4 |
| Pengadegan | 9 | - | 1 | 2 |
| Kaligondang | 16 | - | 3 | 5 |
| Purbalingga | 13 | - | 27 | 24 |
| Kalimanah | 13 | - | 6 | 6 |
| Padamara | 14 | - | 5 | 4 |
| Kutasari | 13 | - | 3 | 4 |
| Bojongsari | 13 | - | 4 | 5 |
| Mrebet | 15 | - | 6 | 5 |
| Bobotsari | 11 | - | 5 | 7 |
| Karangreja | 6 | - | 2 | 3 |
| Karangjambu | 3 | - | 1 | 1 |
| Karanganyar | 10 | - | 2 | 1 |
| Kertanegara | 11 | - | 1 | 1 |
| Karangmoncol | 8 | - | 2 | 3 |
| Rembang | 8 | - | 3 | 3 |
| Purbalingga | 199 | - | 80 | 86 |

Sumber/Source: Dinas Kesehatan Kabupaten Purbalingga/ Public Health Office of Purbalingga Regency

Tabel 4.2.5 Jumlah Puskesmas Menurut Kecamatan dan Jenisnya di Kabupaten Purbalingga, 2021
Number of Public Health Centre (PHC) by Subdistrict and Kind of PHC in Purbalingga Regency, 2021

| Kecamatan Subdistrict | Puskesmas Non Rawap Inap Non Care PHC | Puskesmas Rawat Inap Care PHC | |
|--------------------------|---|----------------------------------|----------------------|
| | | Jumlah Total | Tempat Tidur Beds |
| (1) | (2) | (3) | (4) |
| Kemangkon | 1 | - | - |
| Bukateja | 1 | 1 | 12 |
| Kejobong | - | 1 | 10 |
| Pengadegan | 1 | - | - |
| Kaligondang | 2 | - | - |
| Purbalingga | 2 | - | - |
| Kalimanah | - | 1 | 10 |
| Padamara | - | 1 | 18 |
| Kutasari | 1 | - | - |
| Bojongsari | 1 | - | - |
| Mrebet | 1 | 1 | 10 |
| Bobotsari | - | 1 | 22 |
| Karangreja | - | 1 | 12 |
| Karangjambu | - | 1 | 10 |
| Karanganyar | - | 1 | 10 |
| Kertanegara | 1 | - | - |
| Karangmoncol | - | 1 | 12 |
| Rembang | - | 1 | 11 |
| Purbalingga | 11 | 11 | 137 |

Lanjutan Tabel/*Continued Table 4.2.5*

| Kecamatan <i>Subdistrict</i> | Puskesmas Pembantu <i>Sub PHC</i> | Puskesmas Keliling <i>Mobile Public Health Centre</i> |
|---------------------------------|--------------------------------------|--|
| (1) | (5) | (6) |
| Kemangkon | 3 | 1 |
| Bukateja | 4 | 2 |
| Kejobong | 2 | 1 |
| Pengadegan | 3 | 1 |
| Kaligondang | 4 | 2 |
| Purbalingga | 1 | 5 |
| Kalimanah | 3 | 1 |
| Padamara | 3 | 1 |
| Kutasari | 1 | 1 |
| Bojongsari | 3 | 1 |
| Mrebet | 4 | 2 |
| Bobotsari | 3 | 1 |
| Karangreja | 2 | 1 |
| Karangjambu | 2 | 1 |
| Karanganyar | 2 | 1 |
| Kertanegara | 2 | 1 |
| Karangmoncol | 3 | 1 |
| Rembang | 3 | 1 |
| Purbalingga | 48 | 25 |

Sumber/*Source*: Dinas Kesehatan Kabupaten Purbalingga/ *Public Health Office of Purbalingga Regency*

Tabel
Table 4.2.6

Persentase Perempuan Pernah Kawin Umur 15 – 49 Tahun yang 2 Tahun Lalu atau Kurang Melahirkan Anak Lahir hidup yang Terakhir di Kabupaten Purbalingga, 2020 dan 2021

Percentage of Married Women Aged 15-49 Years Who 2 Years or Less Give Birth Children Born Alive by Last Birth Attendant in Purbalingga Regency, 2020 and 2021

| Penolong Kelahiran Terakhir <i>Last Birth Attendants</i> | 2020 | 2021 |
|--|---------------|---------------|
| (1) | (2) | (3) |
| Dokter Kandungan/ <i>Obstetricians</i> | 40,68 | 34,10 |
| Dokter Umum/ <i>Doctor</i> | - | - |
| Bidan/ <i>Midwife</i> | 58,36 | 65,90 |
| Perawat/ <i>Nurse</i> | - | - |
| Dukun/ <i>Traditional Birth Attendant</i> | 0,96 | - |
| Lainnya/ <i>Others</i> | - | - |
| Tidak Ada/ <i>Nothing</i> | - | - |
| Purbalingga | 100,00 | 100,00 |

Sumber/Source: BPS, Survei Sosial Ekonomi Nasional (Susenas)/BPS-Statistics Indonesia, National Socioeconomic Survey

Tabel
Table 4.2.7**Jumlah Tenaga Kesehatan Menurut Instansi di Kabupaten Purbalingga, 2021**
Number of Paramedic by Subdistrict in Purbalingga Regency, 2021

| Dinas/Instansi/Lembaga Institution | Dokter Doctor | Bidan Midwife | Paramedis Lain Other Paramedic |
|---|--------------------------------|--------------------------------|---|
| (1) | (2) | (3) | (4) |
| RSUD Goeteng Taroenadibrata | 45 | 33 | 273 |
| RSKBD Panti Nugroho | 28 | 41 | 95 |
| RSU Harapan Ibu | 42 | 22 | 159 |
| RSU Nirmala | 31 | 11 | 144 |
| RSIA Ummu Hani | 26 | 50 | 111 |
| RSU Siaga Medika | 39 | 28 | 156 |
| RSU PKU Muhammadiyah Purbalingga | 20 | 15 | 47 |
| RSI At-Tin Husada Purbalingga | 17 | 8 | 29 |
| Klinik Flamboyan | 4 | 4 | 7 |
| Kinikita | 2 | - | 4 |
| Klinik Abmi Medika | 2 | - | 5 |
| Klinik Kasih Medika | 2 | 2 | 3 |
| Klinik PMI Purbalingga | 8 | - | 7 |
| Klinik Griya Medika | 3 | - | 5 |
| Klinik dr. Shalam | 7 | - | 2 |
| Klinik Islam Siti Chotijah | 8 | 1 | 6 |
| Klinik Siloam | 3 | 1 | 4 |
| Klinik Kartika 03/Purbalingga | 2 | 1 | 4 |

Lanjutan Tabel/*Continued Table 4.2.7*

| Dinas/Instansi/Lembaga <i>Institution</i> | Dokter <i>Doctor</i> | Bidan <i>Midwife</i> | Paramedis Lain <i>Other Paramedic</i> |
|--|-------------------------|-------------------------|--|
| (1) | (2) | (3) | (4) |
| Klinik Yonif 406.CK Purbalingga | 3 | - | 7 |
| Klinik NU Kutasari | 2 | 1 | 4 |
| Klinik Fadilah | 3 | 4 | 2 |
| Klinik Lanud J.B. Soedirman | - | 1 | 5 |
| Klinik Hasya Medika | 4 | - | 7 |
| Klinik Handayani Medica Kalimanah | 1 | 5 | 3 |
| Klinik Khusus BNN Purbalingga | 2 | - | 5 |
| Klinik Polres Purbalingga | 2 | 2 | 4 |
| Klinik Mustajab | 3 | - | 9 |
| Klinik Kasih Ibu | 2 | 1 | 2 |
| Klinik Mitra Permata Husada Purbalingga | 6 | 8 | 6 |
| Klinik NU Bukateja | 3 | 1 | 2 |
| Klinik NU Karangmoncol | 2 | 1 | 4 |
| Klinik dr.U | 2 | - | 2 |
| Purbalingga | 324 | 241 | 1 123 |

Catatan/Note: - Dokter adalah dokter spesialis, dokter umum, dokter gigi/ *Doctor are specialist, general, dentist*
 - Paramedis lain adalah perawat, perawat gigi, tenaga farmasi, tenaga sanitasi, kesehatan masyarakat, ahli gizi, rekam medis/ *Other Paramedic are nurse, dentist, pharmacy, sanitation, public health, nutritional, medical technical*

Sumber/Source: Dinas Kesehatan Kabupaten Purbalingga/ *Public Health Office of Purbalingga Regency*

Tabel 4.2.8 Jumlah Tenaga Kesehatan pada Rumah Sakit di Purbalingga Menurut Profesinya dan Jenis Kelamin, 2021
Number of Paramedic by Job and Gender in Purbalingga Regency Hospital, 2021

| Jenis Profesi Profession | Laki-laki Male | Perempuan Female | Jumlah Total |
|--|-------------------|---------------------|-----------------|
| (1) | (2) | (3) | (4) |
| Dokter Umum/ <i>General Practitioners</i> | 84 | 110 | 194 |
| Dokter Gigi/ <i>Dentist</i> | 7 | 31 | 38 |
| Dokter Spesialis/ <i>Medical Specialist</i> : | - | - | - |
| a. Dokter Spesialis Anak/ <i>Pediatrician</i> | 4 | 5 | 9 |
| b. Dokter Spesialis Penyakit Dalam/ <i>Internist</i> | 11 | 4 | 15 |
| c. Dokter Spesialis Bedah/ <i>Surgeon</i> | 7 | - | 7 |
| d. Dokter Spesialis Kebidanan dan Kandungan/ <i>Obstetrics & Gynecology</i> | 7 | 5 | 12 |
| e. Dokter Spesialis Mata/ <i>Ophthalmologist</i> | 2 | 1 | 3 |
| f. Dokter Spesialis THT/ <i>ENT Specialist</i> | 3 | 3 | 6 |
| g. Dokter Spesialis Penyakit Kulit dan Kelamin/ <i>Dermatologist</i> | - | 4 | 4 |
| h. Dokter Spesialis Syaraf/ <i>Neurologist</i> | 3 | 3 | 6 |
| i. Dokter Spesialis Orthopedi/ <i>Orthopaedist</i> | - | - | - |
| j. Dokter Spesialis Patologi Klinik/ <i>Clinical Pathology</i> | - | 4 | 4 |
| k. Dokter Spesialis Urologi/ <i>Urolog</i> | 3 | - | 3 |
| l. Dokter Spesialis Radiologi/ <i>Radiologist</i> | 4 | 1 | 5 |
| m. Dokter Spesialis Anestesiologi/ <i>Anesthesiologist</i> | 9 | - | 9 |
| n. Dokter Spesialis Penyakit Jantung dan Pembuluh Darah/ <i>Specialist of Cardiovascular</i> | 1 | 1 | 2 |

Lanjutan Tabel/*Continued Table* 4.2.8

| Jenis Profesi <i>Profession</i> | Laki-laki <i>Male</i> | Perempuan <i>Female</i> | Jumlah <i>Total</i> |
|--|--------------------------|----------------------------|------------------------|
| (1) | (2) | (3) | (4) |
| o. Dokter Spesialis Orthopedi dan Traumatologi/ <i>Orthopedics</i> | 7 | - | 7 |
| p. Dokter Spesialis Penyakit Paru/ <i>Pulmonologi</i> | 1 | 1 | 2 |
| q. Dokter Spesialis Kedokteran jiwa/ <i>Psychiatry</i> | 2 | 1 | 3 |
| r. Dokter Spesialis Bedah Anak/ <i>Pediatric Surgeon</i> | - | 1 | 1 |
| Dokter Gigi Spesialis/ <i>Medical Specialist</i> : | - | - | - |
| a. Dokter Gigi Spesialis Kawat Gigi/ <i>Orthodontist</i> | - | - | - |
| b. Dokter Gigi Spesialis Konservasi Gigi/ <i>Dental Conservation</i> | - | 1 | 1 |
| Apoteker/ <i>Pharmacist</i> | 28 | 114 | 142 |
| Asisten Apoteker/ <i>Pharmacist Assistant</i> | 19 | 95 | 114 |
| Bidan/ <i>Midwife</i> | - | 712 | 712 |
| Perawat Umum/ <i>Nurse</i> | 415 | 828 | 1 243 |
| Perawat Gigi/ Terapis Gigi dan Mulut/ <i>Dentist Assistant</i> | 2 | 30 | 32 |
| Paramedis lain (Teknis)/ <i>Other Paramedic (Technical)</i> | 55 | 97 | 152 |
| Tenaga Kesehatan lain/ <i>Other Health Workers</i> | 74 | 175 | 249 |
| Asisten Tenaga Kesehatan/ <i>Assistant Health Workers</i> | 33 | 167 | 200 |
| Non Medis/ Tenaga Penunjang/ <i>Non Medical/ Supporting Staff</i> | 678 | 530 | 1 208 |
| Purbalingga | 1 459 | 2 924 | 4 383 |

Sumber/*Source*: Dinas Kesehatan Kabupaten Purbalingga/ *Public Health Office of Purbalingga Regency*

Tabel 4.2.9 Arus Keluar Masuk Pasien yang Dirawat di Rumah Sakit di Purbalingga Menurut Bulan dan Kondisi Pasien, 2021
Table Patient Flow Treated in Purbalingga Regency Hospital by Month and Patient Condition, 2021

| Bulan Month | Masuk In | Keluar Hidup Living Out | Keluar Meninggal Died Out |
|---------------------|---------------|----------------------------|------------------------------|
| (1) | (2) | (3) | (4) |
| Januari/ January | 3 571 | 3 350 | 94 |
| Pebruari/ February | 3 749 | 3 676 | 94 |
| Maret/March | 4 376 | 4 248 | 91 |
| April/April | 4 578 | 4 441 | 110 |
| Mei/May | 5 037 | 4 914 | 129 |
| Juni/June | 4 696 | 4 519 | 131 |
| Juli/July | 4 362 | 4 076 | 332 |
| Agustus/ August | 3 928 | 3 770 | 227 |
| September/September | 3 923 | 3 859 | 77 |
| Oktober/ October | 4 470 | 4 339 | 124 |
| Nopember/ November | 4 751 | 4 565 | 121 |
| Desember/ December | 5 540 | 5 471 | 129 |
| Purbalingga | 52 981 | 51 228 | 1 659 |

Sumber/Source: Dinas Kesehatan Kabupaten Purbalingga/ Public Health Office of Purbalingga Regency

Tabel
Table 4.2.10

Jumlah Peserta KB Aktif Menurut Kecamatan dan Metode Kontrasepsi di Kabupaten Purbalingga, 2021
Active Family Planning Acceptor by Subdistrict and Contraception Method in Purbalingga Regency, 2021

| Kecamatan Subdistrict | Metode Kontrasepsi Jangka Panjang (MKJP) Long Time Contraception Method (LTCM) | | | |
|--------------------------|---|-----------------------|-------------------------|---------------|
| | Alat Kontrasepsi Dalam Rahim (AKDR) IUD | MOP Male Operation | MOW Female Operation | Susuk Implant |
| (1) | (2) | (3) | (4) | (5) |
| Kemangkon | 1 132 | 45 | 615 | 2 109 |
| Bukateja | 1 235 | 83 | 775 | 1 053 |
| Kejobong | 620 | 59 | 479 | 1 230 |
| Pengadegan | 738 | 20 | 410 | 2 268 |
| Kaligondang | 943 | 128 | 491 | 1 760 |
| Purbalingga | 1 102 | 31 | 674 | 292 |
| Kalimanah | 1 251 | 97 | 560 | 390 |
| Padamara | 766 | 51 | 659 | 567 |
| Kutasari | 793 | 58 | 731 | 1 083 |
| Bojongsari | 1 080 | 42 | 619 | 1 037 |
| Mrebet | 715 | 140 | 502 | 1 423 |
| Bobotsari | 1 194 | 76 | 427 | 847 |
| Karangreja | 767 | 138 | 575 | 471 |
| Karangjambu | 442 | 163 | 258 | 1 012 |
| Karanganyar | 481 | 74 | 319 | 796 |
| Kertanegara | 752 | 45 | 278 | 6 653 |
| Karangmoncol | 622 | 68 | 385 | 844 |
| Rembang | 1 008 | 97 | 620 | 1 432 |
| Purbalingga | 15 641 | 1 415 | 9 377 | 25 267 |

Lanjutan Tabel/Continued Table 4.2.10

| Kecamatan Subdistrict | Non Metode Kontrasepsi Jangka Panjang (MKJP) Short Time Contraception Method (STCM) | | | |
|--------------------------|--|---------------|------------------|--------------------------------|
| | Suntik Injection | Pil Pill | Kondom Condom | Obat Vaginal Vaginal Tablet |
| (1) | (6) | (7) | (8) | (9) |
| Kemangkon | 2 567 | 742 | 335 | - |
| Bukateja | 5 541 | 953 | 366 | - |
| Kejobong | 3 987 | 1 460 | 275 | - |
| Pengadegan | 2 102 | 825 | 109 | - |
| Kaligondang | 4 234 | 1 011 | 218 | - |
| Purbalingga | 3 469 | 957 | 398 | - |
| Kalimanah | 3 503 | 779 | 457 | - |
| Padamara | 3 711 | 691 | 351 | - |
| Kutasari | 6 254 | 846 | 194 | - |
| Bojongsari | 5 801 | 749 | 143 | - |
| Mrebet | 7 250 | 998 | 205 | - |
| Bobotsari | 3 943 | 794 | 220 | - |
| Karangreja | 4 570 | 440 | 23 | - |
| Karangjambu | 2 057 | 876 | 47 | - |
| Karanganyar | 3 627 | 332 | 48 | - |
| Kertanegara | 2 689 | 345 | 33 | - |
| Karangmoncol | 4 524 | 1 099 | 165 | - |
| Rembang | 5 594 | 1 718 | 252 | - |
| Purbalingga | 75 423 | 15 615 | 3 839 | - |

Sumber/Source: Dinsos Dalduk KB P3A Kabupaten Purbalingga/
Social, Population Control and Family Planning, Women's Empowerment and Child Protection Services Office

Tabel
Table 4.2.11

Jumlah Peserta KB Aktif Berdasarkan Jalur Kemandirian Menurut Kecamatan dan Metode Kontrasepsi di Kabupaten Purbalingga, 2021
Family Planning Acceptors by Non Government Program by Subdistrict and Contraception Method in Purbalingga Regency, 2021

| Kecamatan Subdistrict | Metode Kontrasepsi Jangka Panjang (MKJP) Long Time Contraception Method (LTCM) | | | |
|--------------------------|---|-----------------------|----------------------------|------------------|
| | Alat Kontrasepsi Dalam Rahim (AKDR) IUD | MOP Male Operation | MOW Female Operation | Susuk Implant |
| (1) | (2) | (3) | (4) | (5) |
| Kemangkon | 1 132 | 45 | 615 | 2 109 |
| Bukateja | 1 235 | 83 | 775 | 1 053 |
| Kejobong | 620 | 59 | 479 | 1 230 |
| Pengadegan | 738 | 20 | 410 | 2 268 |
| Kaligondang | 943 | 128 | 491 | 1 760 |
| Purbalingga | 1 102 | 31 | 674 | 292 |
| Kalimanah | 1 251 | 97 | 560 | 390 |
| Padamara | 766 | 51 | 659 | 567 |
| Kutasari | 793 | 58 | 731 | 1 083 |
| Bojongsari | 1 080 | 42 | 619 | 1 037 |
| Mrebet | 715 | 140 | 502 | 1 423 |
| Bobotsari | 1 194 | 76 | 427 | 847 |
| Karangreja | 767 | 138 | 575 | 471 |
| Karangjambu | 442 | 163 | 258 | 1 012 |
| Karanganyar | 481 | 74 | 319 | 796 |
| Kertanegara | 752 | 45 | 278 | 6 653 |
| Karangmoncol | 622 | 68 | 385 | 844 |
| Rembang | 1 008 | 97 | 620 | 1 432 |
| Purbalingga | 15 641 | 1 415 | 9 377 | 25 267 |

Lanjutan Tabel/Continued Table 4.2.11

| Kecamatan Subdistrict | Non Metode Kontrasepsi Jangka Panjang (MKJP) Short Time Contraception Method (STCM) | | | |
|--------------------------|--|---------------|------------------|--------------------------------|
| | Suntik Injection | Pil Pill | Kondom Condom | Obat Vaginal Vaginal Tablet |
| (1) | (6) | (7) | (8) | (9) |
| Kemangkon | 3 567 | 742 | 335 | - |
| Bukateja | 5 541 | 953 | 366 | - |
| Kejobong | 3 987 | 1 460 | 275 | - |
| Pengadegan | 2 102 | 825 | 109 | - |
| Kaligondang | 4 234 | 1 011 | 218 | - |
| Purbalingga | 3 469 | 957 | 398 | - |
| Kalimanah | 3 503 | 779 | 457 | - |
| Padamara | 3 711 | 691 | 351 | - |
| Kutasari | 6 254 | 846 | 194 | - |
| Bojongsari | 5 801 | 749 | 143 | - |
| Mrebet | 7 250 | 998 | 205 | - |
| Bobotsari | 3 943 | 794 | 220 | - |
| Karangreja | 4 570 | 440 | 23 | - |
| Karangjambu | 2 057 | 876 | 47 | - |
| Karangnyaar | 3 627 | 332 | 48 | - |
| Kertanegara | 2 689 | 345 | 33 | - |
| Karangmoncol | 4 524 | 1 099 | 165 | - |
| Rembang | 5 594 | 1 718 | 252 | - |
| Purbalingga | 76 423 | 15 615 | 3 839 | - |

Sumber/Source: Dinsos Dalduk KB P3A Kabupaten Purbalingga/
Social, Population Control and Family Planning, Women's Empowerment and Child Protection Services Office

Tabel
Table 4.2.12**Jumlah Kasus Penyakit dan Jenis Penyakit Menurut
Kecamatan di Kabupaten Purbalingga, 2021**
*Number of Disease Cases and Type of Disease by Subdistrict
in Purbalingga Regency, 2021*

| Kecamatan Subdistrict | Malaria Malaria | TB Paru Tuberculosis | Pneumonia Pneumonia | Kusta Leprosy |
|--|--------------------|-------------------------|------------------------|------------------|
| (1) | (2) | (3) | (4) | (5) |
| Kemangkon | - | 27 | 36 | 2 |
| Bukateja | - | 39 | 23 | 1 |
| Kejobong | - | 21 | 9 | 3 |
| Pengadegan | - | 5 | 46 | 1 |
| Kaligondang | 1 | 20 | 55 | 1 |
| Purbalingga | 24 | 21 | 3 | - |
| Kalimanah | - | 28 | 22 | 1 |
| Padamara | - | 20 | 10 | - |
| Kutasari | - | 41 | 1 | - |
| Bojongsari | - | 26 | 13 | - |
| Mrebet | - | 59 | 32 | 2 |
| Bobotsari | - | 51 | 9 | - |
| Karangreja | - | 16 | 3 | - |
| Karangjambu | - | 11 | - | - |
| Karanganyar | - | 33 | 14 | - |
| Kertanegara | - | 25 | 16 | - |
| Karangmoncol | - | 28 | 4 | 1 |
| Rembang | - | 27 | 114 | - |
| RS/Sumber lain/ Hospital/Other Source | - | 481 | 576 | - |
| Purbalingga | 25 | 979 | 986 | 12 |

Lanjutan Tabel/Continued Table 4.2.12

| Kecamatan Subdistrict | Tetanus Neonatorum | Campak Measles | Diare Balita Diarhoea | DBD Dengue Hemorhagic Fever |
|--|-----------------------|-------------------|--------------------------|--------------------------------------|
| (1) | (6) | (7) | (8) | (9) |
| Kemangkon | - | - | 142 | 3 |
| Bukateja | - | - | 127 | 4 |
| Kejobong | - | - | 145 | 4 |
| Pengadegan | - | - | 106 | 2 |
| Kaligondang | - | - | 267 | 14 |
| Purbalingga | - | - | 57 | 25 |
| Kalimanah | - | - | 31 | 11 |
| Padamara | - | - | 97 | 8 |
| Kutasari | - | - | 56 | 3 |
| Bojongsari | - | - | 146 | 5 |
| Mrebet | - | - | 249 | 1 |
| Bobotsari | - | - | 131 | 4 |
| Karangreja | - | - | 110 | 2 |
| Karangjambu | - | - | 135 | - |
| Karanganyar | - | - | 112 | - |
| Kertanegara | - | - | 144 | 2 |
| Karangmoncol | - | - | 183 | 2 |
| Rembang | - | - | 385 | 7 |
| RS/Sumber lain/ Hospital/Other Source | - | - | 1 530 | - |
| Purbalingga | - | - | 4 153 | 97 |

Sumber/Source: Dinas Kesehatan Kabupaten Purbalingga/ Public Health Office of Purbalingga Regency

Tabel
Table 4.2.13

**Jumlah Kasus Baru AIDS dan Kasus Kumulatif AIDS
Menurut Kecamatan di Kabupaten Purbalingga, 2021**
*Number of New Cases and Cummulative Cases of AIDS by
Subdistrict in Purbalingga Regency, 2021*

| Kecamatan Subdistrict | Kasus Baru New Cases | Kasus Kumulatif Cummulative Cases |
|----------------------------|-------------------------|--------------------------------------|
| (1) | (2) | (3) |
| Kemangkon | 5 | 34 |
| Bukateja | 2 | 23 |
| Kejobong | 2 | 21 |
| Pengadegan | 1 | 19 |
| Kaligondang | 2 | 23 |
| Purbalingga | 3 | 56 |
| Kalimanah | 1 | 33 |
| Padamara | 3 | 37 |
| Kutasari | 2 | 37 |
| Bojongsari | 3 | 33 |
| Mrebet | 9 | 55 |
| Bobotsari | 3 | 28 |
| Karangreja | 3 | 28 |
| Karangjambu | - | 10 |
| Karanganyar | 1 | 15 |
| Kertanegara | - | 9 |
| Karangmoncol | 4 | 32 |
| Rembang | 4 | 41 |
| Luar Wilayah/ Outside Area | 14 | 82 |
| Purbalingga | 62 | 616 |

Sumber/Source: Dinas Kesehatan Kabupaten Purbalingga/ Public Health Office of Purbalingga Regency

Tabel
Table 4.2.14**Jumlah Penderita dan Penderita Meninggal Karena Kasus Covid-19 Menurut Kecamatan di Kabupaten Purbalingga, 2021**
Number of Sufferers and Sufferers Died Due to Covid-19 Cases by Subdistrict in Purbalingga Regency, 2021

| Kecamatan Subdistrict | Jumlah Penderita Number of Sufferers | Jumlah Penderita Meninggal Number of Sufferers Died |
|----------------------------|---|--|
| (1) | (2) | (3) |
| Kemangkon | 1 172 | 85 |
| Bukateja | 1 262 | 77 |
| Kejobong | 532 | 38 |
| Pengadegan | 455 | 19 |
| Kaligondang | 1 370 | 92 |
| Purbalingga | 2 160 | 140 |
| Kalimanah | 1 999 | 111 |
| Padamara | 1 131 | 54 |
| Kutasari | 653 | 45 |
| Bojongsari | 593 | 50 |
| Mrebet | 980 | 56 |
| Bobotsari | 663 | 65 |
| Karangreja | 300 | 24 |
| Karangjambu | 151 | 12 |
| Karanganyar | 340 | 22 |
| Kertanegara | 337 | 26 |
| Karangmoncol | 690 | 49 |
| Rembang | 719 | 62 |
| Luar Wilayah/ Outside Area | | |
| Purbalingga | 15 507 | 1 027 |

Sumber/Source: Dinas Kesehatan Kabupaten Purbalingga/ Public Health Office of Purbalingga Regency

Tabel 4.2.15 **Persentase Baduta (0-23 bulan) Menurut Lamanya Disusui Kabupaten Purbalingga, 2020 dan 2021**
Percentage of Children (0-23 months) by Duration of Breastfeeding in Purbalingga Regency, 2020 and 2021

| Lamanya Disusui (Bulan) Duration of Breastfeeding (Month) | 2020 | 2021 |
|--|---------------|---------------|
| (1) | (2) | (3) |
| <6 | 31,32 | 26,16 |
| 6-23 | 68,68 | 73,84 |
| Purbalingga | 100,00 | 100,00 |

Sumber/Source: BPS, Survei Sosial Ekonomi Nasional Kor, Maret/ BPS-Statistics Indonesia, March-National Socio Economic Survey Kor

4.3 AGAMA DAN SOSIAL LAINNYA RELIGION AND OTHER SOCIAL AFFAIRS

Tabel 4.3.1 Jumlah Penduduk Menurut Kecamatan dan Agama yang Dianut di Kabupaten Purbalingga, 2021
Population by Subdistrict and Religion, 2021

| Kecamatan Subdistrict | Islam | Protestan Protestant | Katolik Catholic | Hindu |
|--------------------------|----------------|-------------------------|------------------|------------|
| (1) | (2) | (3) | (4) | (5) |
| Kemangkon | 59 284 | 396 | 392 | 1 |
| Bukateja | 77 152 | 241 | 54 | 3 |
| Kejobong | 47 682 | 18 | - | - |
| Pengadegan | 40 608 | - | 23 | - |
| Kaligondang | 57 217 | 339 | 47 | - |
| Purbalingga | 56 993 | 2 090 | 1 076 | 90 |
| Kalimanah | 51 415 | 572 | 160 | 9 |
| Padamara | 43 867 | 102 | 70 | 7 |
| Kutasari | 65 001 | 121 | - | - |
| Bojongsari | 57 736 | 48 | 17 | 1 |
| Mrebet | 77 483 | 170 | 21 | - |
| Bobotsari | 38 309 | 421 | 129 | 2 |
| Karangreja | 33 095 | 156 | - | - |
| Karangjambu | 28 072 | - | - | - |
| Karanganyar | 42 217 | 7 | 3 | 1 |
| Kertanegara | 31 003 | 1 | 1 | - |
| Karangmoncol | 61 254 | 9 | 17 | - |
| Rembang | 78 022 | 16 | 54 | 1 |
| Purbalingga | 946 410 | 4 710 | 2 074 | 115 |

Lanjutan Tabel/*Continued Table* 4.3.1

| Kecamatan Subdistrict | Budha Buddha | Kong Hucu | Lainnya Others |
|----------------------------------|-------------------------|------------------|---------------------------|
| (1) | (6) | (7) | (8) |
| Kemangkon | 6 | - | - |
| Bukateja | 2 | - | - |
| Kejobong | - | - | - |
| Pengadegan | - | - | - |
| Kaligondang | - | - | - |
| Purbalingga | 23 | 18 | 8 |
| Kalimanah | 3 | - | 17 |
| Padamara | 5 | - | 3 |
| Kutasari | - | - | - |
| Bojongsari | - | - | 2 |
| Mrebet | - | - | - |
| Bobotsari | - | - | 3 |
| Karangreja | - | - | - |
| Karangjambu | - | - | - |
| Karanganyar | - | - | - |
| Kertanegara | - | - | - |
| Karangmoncol | 1 | - | - |
| Rembang | - | - | 4 |
| Purbalingga | 40 | 18 | 37 |

Sumber/*Source*: Kementerian Agama/ *Ministry of Religious Affairs*

Tabel 4.3.2 Jumlah Tempat Peribadatan Menurut Kecamatan, 2021
Table Number of Places of Worship by Subdistrict and Religion, 2021

| Kecamatan Subdistrict | Masjid Mosque | Mushola & Langgar Pray Room | Gereja Protestan Protestant Church | Gereja Katholik Catholic Church | Pura Temple | Vihara |
|--------------------------|------------------|--------------------------------------|---|--|----------------|----------|
| (1) | (2) | (3) | (4) | (5) | (6) | (7) |
| Kemangkön | 92 | 230 | - | 5 | - | - |
| Bukateja | 99 | 438 | - | 3 | - | - |
| Kejobong | 74 | 210 | - | - | - | - |
| Pengadegan | 54 | 116 | - | 1 | - | - |
| Kaligondang | 93 | 260 | - | 1 | - | - |
| Purbalingga | 86 | 120 | - | 12 | - | - |
| Kalimamah | 54 | 180 | - | 1 | - | - |
| Padamara | 32 | 128 | - | - | - | - |
| Kutasari | 92 | 138 | - | - | - | - |
| Bojongsari | 74 | 199 | - | - | - | - |
| Mrebet | 94 | 295 | - | - | - | - |
| Bobotsari | 66 | 178 | 4 | 1 | - | - |
| Karangreja | 41 | 110 | 1 | - | - | - |
| Karangjambu | 32 | 120 | - | - | - | - |
| Karangnyaar | 61 | 127 | - | - | - | - |
| Kertanegara | 34 | 178 | - | - | - | - |
| Karangmoncol | 64 | 258 | - | - | - | - |
| Rembang | 60 | 216 | - | - | - | - |
| Purbalingga | 1 202 | 3 501 | 5 | 24 | - | - |

Sumber/Source: Kementerian Agama/Ministry of Religious Affairs

Tabel 4.3.3 Jumlah Desa¹/Kelurahan yang Mengalami Bencana Alam² Menurut Kecamatan, 2019–2021
Number of Villages¹ that Had Natural Disaster² by Subdistrict, 2019–2021

| Kecamatan Subdistrict | Banjir/Flood | | |
|--------------------------|--------------|-----------|-----------|
| | 2019 | 2020 | 2021 |
| (1) | (2) | (3) | (4) |
| Kemangkon | – | – | 14 |
| Bukateja | – | – | 1 |
| Kejobong | – | – | – |
| Pengadegan | – | – | – |
| Kaligondang | 3 | 1 | 5 |
| Purbalingga | – | – | 2 |
| Kalimanah | 1 | 1 | – |
| Padamara | – | – | – |
| Kutasari | – | – | – |
| Bojongsari | – | – | – |
| Mrebet | – | – | – |
| Bobotsari | 2 | 3 | 1 |
| Karangreja | – | – | – |
| Karangjambu | – | – | – |
| Karanganyar | 2 | 1 | – |
| Kertanegara | 2 | – | 2 |
| Karangmoncol | 1 | 4 | 1 |
| Rembang | 2 | 1 | – |
| Purbalingga | 13 | 11 | 26 |

Lanjutan Tabel/Continued Table 4.3.3

| Kecamatan Subdistrict | Gempa Bumi/Earthquake | | |
|--------------------------|-----------------------|------|------|
| | 2019 | 2020 | 2021 |
| (1) | (5) | (6) | (7) |
| Kemangkon | – | – | – |
| Bukateja | – | – | – |
| Kejobong | – | – | – |
| Pengadegan | – | – | – |
| Kaligondang | – | – | – |
| Purbalingga | – | – | – |
| Kalimanah | – | – | – |
| Padamara | – | – | – |
| Kutasari | – | – | – |
| Bojongsari | – | – | – |
| Mrebet | – | – | – |
| Bobotsari | – | – | – |
| Karangreja | – | – | – |
| Karangjambu | – | – | – |
| Karanganyar | – | – | – |
| Kertanegara | – | – | – |
| Karangmoncol | – | – | – |
| Rembang | – | – | – |
| Purbalingga | – | – | – |

Lanjutan Tabel/*Continued Table* 4.3.3

| Kecamatan Subdistrict | Tanah Longsor/ <i>Landslide</i> | | |
|--------------------------|---------------------------------|-----------|----------|
| | 2019 | 2020 | 2021 |
| (1) | (8) | (9) | (10) |
| Kemangkon | – | – | – |
| Bukateja | – | – | – |
| Kejobong | – | – | – |
| Pengadegan | 1 | 1 | – |
| Kaligondang | 3 | – | – |
| Purbalingga | 1 | 1 | – |
| Kalimanah | – | – | – |
| Padamara | – | – | – |
| Kutasari | – | – | – |
| Bojongsari | – | 2 | – |
| Mrebet | 1 | 1 | – |
| Bobotsari | 3 | 2 | – |
| Karangreja | 2 | – | – |
| Karangjambu | 6 | 3 | – |
| Karanganyar | 6 | 9 | – |
| Kertanegara | 1 | 2 | – |
| Karangmoncol | 4 | 3 | – |
| Rembang | 1 | 6 | – |
| Purbalingga | 29 | 30 | – |

Catatan/*Note*: 2019-2021

¹ Desa pada tabel ini termasuk Unit Permukiman Transmigrasi (UPT) yang masih dibina oleh kementerian terkait dan nagari di Provinsi Sumatera Barat/*Villages in this table are included in Transmigration Settlement Unit which is still fostered by the relevant ministries and the nagari in the Province of Sumatera Barat*

² Kejadian dalam setahun sebelum tahun pencacahan/*Occurrence in the last one year before the enumeration year*

Sumber/*Source*: BPS, Pendataan Potensi Desa (Podes)/*BPS-Statistics Indonesia, Village Potential Data Collecting*

Tabel 4.3.4 Jumlah Kejadian Bencana Menurut Kecamatan di Kabupaten Purbalingga, 2021
Number of Disaster by Subdistrict in Purbalingga Regency, 2021

| Kecamatan Subdistrict | Laporan Kejadian/ Incident Report | | | |
|--------------------------|--------------------------------------|--------------|-----------------------------|----------------------------------|
| | Angin Ribut/ Windstorm | Banjir/Flood | Tanah Longsor/ Landslide | Pohon Tumbang/ Fallen Tree |
| (1) | (2) | (3) | (4) | (5) |
| Kemangkon | 1 | 1 | - | 1 |
| Bukateja | 2 | - | - | 1 |
| Kejobong | 1 | - | - | - |
| Pengadegan | 2 | - | 2 | - |
| Kaligondang | - | 2 | 2 | - |
| Purbalingga | 1 | - | 1 | 1 |
| Kalimanah | 2 | - | - | 1 |
| Padamara | - | - | - | - |
| Kutasari | 3 | - | 1 | - |
| Bojongsari | 4 | - | 1 | - |
| Mrebet | 2 | - | - | - |
| Bobotsari | 1 | - | 1 | - |
| Karangreja | 1 | 1 | 1 | - |
| Karangjambu | - | - | 2 | - |
| Karanganyar | 1 | 1 | 2 | - |
| Kertanegara | 6 | 1 | 3 | - |
| Karangmoncol | 9 | 1 | 3 | - |
| Rembang | 3 | 2 | 3 | - |
| Purbalingga | 39 | 9 | 22 | 4 |

Lanjutan Tabel/*Continued Table* 4.3.4

| Kecamatan <i>Subdistrict</i> | Laporan Kejadian/ <i>Incident Report</i> | | | Jumlah/ <i>Total</i> |
|---------------------------------|---|--|---------------------------|-------------------------|
| | Gerakan Tanah/ <i>Land</i> Moovement | Orang Hilang/ <i>Missing People</i> | Kebakaran/ <i>Fire</i> | |
| (1) | (6) | (7) | (8) | (9) |
| Kemangkon | - | - | 2 | 5 |
| Bukateja | - | - | 1 | 4 |
| Kejobong | - | - | 2 | 3 |
| Pengadegan | - | - | 1 | 5 |
| Kaligondang | 2 | - | 5 | 11 |
| Purbalingga | - | - | 3 | 6 |
| Kalimanah | - | - | 4 | 7 |
| Padamara | - | - | - | - |
| Kutasari | - | - | 3 | 7 |
| Bojongsari | - | - | 7 | 12 |
| Mrebet | - | - | 4 | 6 |
| Bobotsari | 1 | - | 1 | 4 |
| Karangreja | - | - | 1 | 4 |
| Karangjambu | - | - | 3 | 5 |
| Karanganyar | - | - | - | 4 |
| Kertanegara | - | - | 2 | 12 |
| Karangmoncol | - | - | 3 | 16 |
| Rembang | - | - | 1 | 9 |
| Purbalingga | 3 | - | 43 | 120 |

Sumber/*Source*: Badan Penanggulangan Bencana Daerah Kabupaten Purbalingga/
Purbalingga Regency National Board for Disaster Management

Tabel 4.3.5 Jumlah korban yang diakibatkan Bencana Alam Menurut Kecamatan di Kabupaten Purbalingga, 2021
Number of Victims Due to Natural Disaster by Subdistrict in Purbalingga Regency, 2021

| Kecamatan Subdistrict | Angin Ribut/Windstorm | | |
|--------------------------|---|------------------------|--|
| | Meninggal dan Hilang/ Fatality and Missing | Luka-luka/ Casualty | Terdampak dan Mengungsi/ Affected and Evacuated |
| (1) | (2) | (3) | (4) |
| Kemangkong | - | - | - |
| Bukateja | - | - | 2 |
| Kejobong | - | - | - |
| Pengadegan | - | - | - |
| Kaligondang | - | - | - |
| Purbalingga | - | - | - |
| Kalimanah | - | - | - |
| Padamara | - | - | - |
| Kutasari | - | - | - |
| Bojongsari | - | - | - |
| Mrebet | - | - | - |
| Bobotsari | - | - | - |
| Karangreja | - | - | - |
| Karangjambu | - | - | - |
| Karanganyar | - | - | - |
| Kertanegara | - | - | - |
| Karangmoncol | - | - | 6 |
| Rembang | - | - | 2 |
| Purbalingga | - | - | 10 |

Lanjutan Tabel/*Continued Table* 4.3.5

| Kecamatan <i>Subdistrict</i> | Banjir/ <i>Flood</i> | | |
|---------------------------------|--|-------------------------------|---|
| | Meninggal dan Hilang/ <i>Fatality and Missing</i> | Luka-luka/ <i>Casualty</i> | Terdampak dan Mengungsi/ <i>Affected and Evacuated</i> |
| (1) | (5) | (6) | (7) |
| Kemangkon | - | - | - |
| Bukateja | - | - | - |
| Kejobong | - | - | - |
| Pengadegan | - | - | - |
| Kaligondang | - | - | - |
| Purbalingga | - | - | - |
| Kalimanah | - | - | - |
| Padamara | - | - | - |
| Kutasari | - | - | - |
| Bojongsari | - | - | - |
| Mrebet | - | - | - |
| Bobotsari | - | - | - |
| Karangreja | - | - | - |
| Karangjambu | - | - | - |
| Karanganyar | - | - | - |
| Kertanegara | - | - | - |
| Karangmoncol | - | - | - |
| Rembang | - | - | - |
| Purbalingga | - | - | - |

Lanjutan Tabel/Continued Table 4.3.5

| Kecamatan Subdistrict | Tanah Longsor/Landslide | | |
|--------------------------|---|------------------------|--|
| | Meninggal dan Hilang/ Fatality and Missing | Luka-luka/ Casualty | Terdampak dan Mengungsi/ Affected and Evacuated |
| (1) | (8) | (9) | (10) |
| Kemangkon | - | - | - |
| Bukateja | - | - | - |
| Kejobong | - | - | - |
| Pengadegan | - | - | - |
| Kaligondang | - | - | - |
| Purbalingga | - | - | - |
| Kalimanah | - | - | - |
| Padamara | - | - | - |
| Kutasari | - | - | - |
| Bojongsari | - | - | - |
| Mrebet | - | - | - |
| Bobotsari | - | - | - |
| Karangreja | - | - | - |
| Karangjambu | - | - | - |
| Karanganyar | - | - | - |
| Kertanegara | - | - | - |
| Karangmoncol | - | - | - |
| Rembang | - | - | - |
| Purbalingga | - | - | - |

Lanjutan Tabel/*Continued Table* 4.3.5

| Kecamatan <i>Subdistrict</i> | Pohon Tumbang/ <i>Fallen Tree</i> | | |
|---------------------------------|--|-------------------------------|---|
| | Meninggal dan Hilang/ <i>Fatality and Missing</i> | Luka-luka/ <i>Casualty</i> | Terdampak dan Mengungsi/ <i>Affected and Evacuated</i> |
| (1) | (11) | (12) | (13) |
| Kemangkon | - | - | - |
| Bukateja | - | - | - |
| Kejobong | - | - | - |
| Pengadegan | - | - | - |
| Kaligondang | - | - | - |
| Purbalingga | - | - | - |
| Kalimanah | - | - | - |
| Padamara | - | - | - |
| Kutasari | - | - | - |
| Bojongsari | - | - | - |
| Mrebet | - | - | - |
| Bobotsari | - | - | - |
| Karangreja | - | - | - |
| Karangjambu | - | - | - |
| Karanganyar | - | - | - |
| Kertanegara | - | - | - |
| Karangmoncol | - | - | - |
| Rembang | - | - | - |
| Purbalingga | - | - | - |

Lanjutan Tabel/Continued Table 4.3.5

| Kecamatan <i>Subdistrict</i> | Gerakan Tanah/ <i>Land Movement</i> | | |
|---------------------------------|--|-------------------------------|---|
| | Meninggal dan Hilang/ <i>Fatality and Missing</i> | Luka-luka/ <i>Casualty</i> | Terdampak dan Mengungsi/ <i>Affected and Evacuated</i> |
| (1) | (14) | (15) | (16) |
| Kemangkön | - | - | - |
| Bukateja | - | - | - |
| Kejobong | - | - | - |
| Pengadegan | - | - | - |
| Kaligondang | - | - | - |
| Purbalingga | - | - | - |
| Kalimanah | - | - | - |
| Padamara | - | - | - |
| Kutasari | - | - | - |
| Bojongsari | - | - | - |
| Mrebet | - | - | - |
| Bobotsari | - | - | - |
| Karangreja | - | - | - |
| Karangjambu | - | - | - |
| Karanganyar | - | - | - |
| Kertanegara | - | - | - |
| Karangmoncol | - | - | - |
| Rembang | - | - | - |
| Purbalingga | - | - | - |

Lanjutan Tabel/Continued Table 4.3.5

| Kecamatan <i>Subdistrict</i> | Orang Hilang/ <i>Missing People</i> | | |
|---------------------------------|---|-------------------------------|--|
| | Meninggal dan Hilang/ <i>Fatality and Missing</i> | Luka-luka/ <i>Casualty</i> | Terdampak dan Mengungsi/ <i>Affected and Evacuated</i> |
| (1) | (17) | (18) | (19) |
| Kemangkon | - | - | - |
| Bukateja | - | - | - |
| Kejobong | - | - | - |
| Pengadegan | - | - | - |
| Kaligondang | - | - | - |
| Purbalingga | - | - | - |
| Kalimanah | - | - | - |
| Padamara | - | - | - |
| Kutasari | - | - | - |
| Bojongsari | - | - | - |
| Mrebet | - | - | - |
| Bobotsari | - | - | - |
| Karangreja | - | - | - |
| Karangjambu | - | - | - |
| Karanganyar | - | - | - |
| Kertanegara | - | - | - |
| Karangmoncol | - | - | - |
| Rembang | - | - | - |
| Purbalingga | - | - | - |

Lanjutan Tabel/*Continued Table 4.3.5*

| Kecamatan <i>Subdistrict</i> | Kebakaran/ <i>Wildfire</i> | | |
|---------------------------------|--|-------------------------------|---|
| | Meninggal dan Hilang/ <i>Fatality and Missing</i> | Luka-luka/ <i>Casualty</i> | Terdampak dan Mengungsi/ <i>Affected and Evacuated</i> |
| (1) | (20) | (21) | (22) |
| Kemangkon | - | - | - |
| Bukateja | - | - | - |
| Kejobong | - | - | - |
| Pengadegan | - | - | - |
| Kaligondang | - | - | - |
| Purbalingga | 1 | 1 | - |
| Kalimanah | - | - | - |
| Padamara | - | - | - |
| Kutasari | - | - | - |
| Bojongsari | - | - | - |
| Mrebet | - | - | - |
| Bobotsari | - | - | 3 |
| Karangreja | - | - | - |
| Karangjambu | - | - | 1 |
| Karanganyar | - | - | - |
| Kertanegara | - | - | - |
| Karangmoncol | - | - | 1 |
| Rembang | - | - | - |
| Purbalingga | 1 | 1 | 5 |

Lanjutan Tabel/*Continued Table* 4.3.5

| Kecamatan <i>Subdistrict</i> | Jumlah/ <i>Total</i> | | |
|---------------------------------|--|-------------------------------|---|
| | Meninggal dan Hilang/ <i>Fatality and Missing</i> | Luka-luka/ <i>Casualty</i> | Terdampak dan Mengungsi/ <i>Affected and Evacuated</i> |
| (1) | (23) | (24) | (25) |
| Kemangkon | - | - | - |
| Bukateja | - | - | 2 |
| Kejobong | - | - | - |
| Pengadegan | - | - | - |
| Kaligondang | - | - | - |
| Purbalingga | 1 | 1 | - |
| Kalimanah | - | - | - |
| Padamara | - | - | - |
| Kutasari | - | - | - |
| Bojongsari | - | - | - |
| Mrebet | - | - | - |
| Bobotsari | - | - | 3 |
| Karangreja | - | - | - |
| Karangjambu | - | - | 1 |
| Karanganyar | - | - | - |
| Kertanegara | - | - | - |
| Karangmoncol | - | - | 7 |
| Rembang | - | - | 2 |
| Purbalingga | 1 | 1 | 15 |

Sumber/*Source*: Badan Penanggulangan Bencana Daerah Kabupaten Purbalingga/
Purbalingga Regency National Board for Disaster Management

Tabel
Table 4.3.6**Jumlah Kerusakan Rumah yang Diakibatkan Bencana Alam Menurut Kecamatan di Kabupaten Purbalingga, 2020 dan 2021**
Number of Damaged Houses Due to Natural Disaster by Subdistrict in Purbalingga Regency, 2020 and 2021

| Kecamatan Subdistrict | Rusak Berat/ Severely Damaged | | Rusak Sedang/ Damaged | |
|--------------------------|----------------------------------|-----------|--------------------------|-----------|
| | 2020 | 2021 | 2020 | 2021 |
| (1) | (2) | (3) | (4) | (5) |
| Kemangkon | 15 | - | 38 | 1 |
| Bukateja | 3 | 1 | 1 | 3 |
| Kejobong | - | 2 | - | 1 |
| Pengadegan | 28 | - | 15 | 11 |
| Kaligondang | 8 | 1 | 17 | 2 |
| Purbalingga | 1 | 2 | 4 | - |
| Kalimanah | 1 | 1 | 3 | - |
| Padamara | 2 | - | - | - |
| Kutasari | 1 | 3 | 1 | 1 |
| Bojongsari | 1 | 6 | 6 | 2 |
| Mrebet | 5 | 2 | 4 | 3 |
| Bobotsari | 20 | 1 | 4 | 2 |
| Karangreja | - | 2 | 2 | - |
| Karangjambu | 2 | 2 | 4 | 1 |
| Karanganyar | 5 | - | 11 | - |
| Kertanegara | 1 | 4 | - | 3 |
| Karangmoncol | 1 | 9 | 6 | 8 |
| Rembang | 1 | 2 | - | - |
| Purbalingga | 95 | 38 | 116 | 38 |

Lanjutan Tabel/*Continued Table* 4.3.6

| Kecamatan Subdistrict | Rusak Ringan/ Lightly Damaged | | Terendam/ Submerged | |
|--------------------------|----------------------------------|------------|------------------------|------------|
| | 2020 | 2021 | 2020 | 2021 |
| (1) | (6) | (7) | (8) | (9) |
| Kemangkon | 820 | 1 | 1 867 | - |
| Bukateja | 4 | 6 | - | - |
| Kejobong | 6 | - | - | - |
| Pengadegan | 53 | 14 | - | - |
| Kaligondang | 38 | 1 | 476 | 324 |
| Purbalingga | 3 | 2 | 6 | - |
| Kalimanah | 109 | - | - | - |
| Padamara | - | - | - | - |
| Kutasari | 3 | 78 | - | - |
| Bojongsari | 5 | 4 | - | - |
| Mrebet | 32 | 32 | - | - |
| Bobotsari | 10 | 1 | - | - |
| Karangreja | - | - | - | - |
| Karangjambu | 6 | 1 | - | - |
| Karanganyar | 8 | - | - | - |
| Kertanegara | 1 | 55 | - | - |
| Karangmoncol | 4 | 13 | - | - |
| Rembang | 2 | 1 | - | 6 |
| Purbalingga | 1 104 | 209 | 2 349 | 330 |

Lanjutan Tabel/*Continued Table* 4.3.6

| Kecamatan Subdistrict | Terancam/ Treat | |
|--------------------------|--------------------|-----------|
| | 2020 | 2021 |
| (1) | (10) | (11) |
| Kemangkon | - | - |
| Bukateja | - | - |
| Kejobong | - | - |
| Pengadegan | 18 | - |
| Kaligondang | - | - |
| Purbalingga | 3 | - |
| Kalimanah | - | - |
| Padamara | - | - |
| Kutasari | - | - |
| Bojongsari | 2 | - |
| Mrebet | 5 | - |
| Bobotsari | 13 | - |
| Karangreja | - | - |
| Karangjambu | 5 | 6 |
| Karanganyar | 21 | - |
| Kertanegara | - | - |
| Karangmoncol | 7 | 4 |
| Rembang | 4 | 2 |
| Purbaling | 87 | 12 |

Sumber/*Source*: Badan Penanggulangan Bencana Daerah Kabupaten Purbalingga/
Purbalingga Regency National Board for Disaster Management

Tabel
Table 4.3.7

Jumlah Peristiwa Kebakaran, yang Terbakar dan yang Kehilangan Tempat Tinggal di Kabupaten Purbalingga, 2020 dan 2021
Number of Fire Events, Burned and Homeless in Purbalingga Regency, 2020 and 2021

| Uraian Description | 2020 | 2021 |
|---|-------|-------|
| (1) | (2) | (3) |
| Jumlah Bencana Kebakaran/ Number of Fire Events | 26 | 40 |
| Jumlah yang Terbakar/ Number of Burned | 42 | 48 |
| 1. Rumah/ House | 24 | 41 |
| 2. Lainnya/ Others | 18 | 7 |
| Kehilangan Tempat Tinggal/ Homeless | 11 | 8 |
| 1. Keluarga/ Family | 18 | 3 |
| 2. Jiwa/ People | 93 | 5 |
| Jumlah Korban/ Number of Victim | 1 | 2 |
| 1. Mati/ Die | - | - |
| 2. Luka/ Wound | 1 | 1 |
| Taksiran Kerugian (Juta Rp)/ Estimated Loss (Million Rp) | 2 021 | 3 243 |

Sumber/Source: Badan Penanggulangan Bencana Daerah Kabupaten Purbalingga/
Purbalingga Regency National Board for Disaster Management

Tabel
Table 4.3.8**Jumlah Peristiwa Kebakaran Dirinci Menurut Bulan di Kabupaten Purbalingga, 2020 dan 2021**
Number of Fire Events by Month in Purbalingga Regency, 2020 and 2021

| Bulan Month | 2020 | 2021 |
|------------------------------|-------------|-------------|
| (1) | (2) | (3) |
| Januari/ <i>January</i> | 2 | 5 |
| Pebruari/ <i>February</i> | 5 | 2 |
| Maret/ <i>March</i> | 1 | - |
| April/ <i>April</i> | - | 4 |
| Mei/ <i>May</i> | 1 | 5 |
| Juni/ <i>June</i> | 2 | 2 |
| Juli/ <i>July</i> | 2 | 5 |
| Agustus/ <i>August</i> | 5 | 5 |
| September/ <i>September</i> | 3 | 3 |
| Oktober/ <i>October</i> | 3 | 1 |
| Nopember/ <i>November</i> | 1 | 4 |
| Desember/ <i>December</i> | 1 | 4 |
| Purbalingga | 26 | 40 |

Sumber/*Source*: Badan Penanggulangan Bencana Daerah Kabupaten Purbalingga/
Purbalingga Regency National Board for Disaster Management

Tabel 4.3.9 **Jumlah Sarana Pengangkutan Sampah/Tinja di Kabupaten Purbalingga, 2020 dan 2021**
Table 4.3.9 **Number of Means of Transporting Waste/Feces in Purbalingga Regency, 2020 dan 2021**

| Jenis Sarana <i>Type of Means</i> | 2020 | 2021 |
|---|------|------|
| (1) | (2) | (3) |
| Truk Sampah/ <i>Garbage Truck</i> | 9 | 9 |
| Truk Container/ <i>Container Trucks</i> | 2 | 2 |
| Container/ <i>Container</i> | 19 | 15 |
| Gerobag Sampah/ <i>Garbage Cart</i> | 15 | 15 |
| Tempat Pembuangan Sementara/ <i>Temporary Waste Disposal Site</i> | 35 | 25 |
| Tempat Pembuangan Akhir/ <i>Landfill</i> | 1 | 1 |
| Truk Tinja/ <i>Sludge Trucks</i> | - | - |
| Transfer Depo/ <i>Transfer Depot</i> | 5 | 5 |
| Instalasi Pengolah Limbah Tinja/ <i>Sludge Processing Installation</i> | - | - |

Sumber/Source: Dinas Lingkungan Hidup Kabupaten Purbalingga/ *Environmental Office of Purbalingga Regency*

Tabel 4.3.10 **Produksi Sampah Rata-rata per Hari di Kabupaten Purbalingga (m³), 2020 dan 2021**
Table **Average Production of Waste per Day in Purbalingga Regency (m³), 2020 dan 2021**

| Uraian Description | 2020 | 2021 |
|------------------------|----------|----------|
| (1) | (2) | (3) |
| Produksi/ Production | 2 368,25 | 2 368,20 |
| Terangkut/ Transported | 345,03 | 345,03 |

Sumber/Source: Dinas Lingkungan Hidup Kabupaten Purbalingga/ Environmental Office of Purbalingga Regency

Tabel 4.3.11 **Persentase Komposisi Sampah di Kabupaten Purbalingga (m³), 2020 dan 2021**
Table 4.3.11 **Percentage of Waste Composition in Purbalingga Regency (m³), 2020 dan 2021**

| Jenis Sampah Type of Waste | 2020 | 2021 |
|-------------------------------|-------|-------|
| (1) | (2) | (3) |
| Kertas/ Paper | 8,88 | 8,91 |
| Kayu/ Wood | 2,32 | 2,20 |
| Kain/ Fabric | 2,35 | 2,34 |
| Karet/Kulit/ Rubber/Leather | 5,20 | 5,18 |
| Plastik/ Plastic | 18,25 | 18,35 |
| Logam/ Metal | 0,72 | 0,71 |
| Kaca/ Glass | 0,89 | 0,88 |
| Organik/ Organic | 60,55 | 60,51 |
| Lain-lain/ Others | 0,84 | 0,92 |

Sumber/Source: Badan Penanggulangan Bencana Daerah Kabupaten Purbalingga/
Purbalingga Regency National Board for Disaster Management

Tabel
Table 4.3.12

Jumlah Jama'ah Haji yang Diberangkatkan ke Tanah Suci Mekah Menurut Kecamatan di Kabupaten Purbalingga, 2021
Number of Hajj Pilgrims Departured to the Holyland of Mecca by Subdistrict and Gender in Purbalingga Regency, 2021

| Kecamatan Subdistrict | Laki-laki/ Male | Perempuan/ Female | Jumlah/ Total | Rasio Laki-laki terhadap Perempuan/ Man to Woman Ratio |
|--------------------------|--------------------|----------------------|------------------|--|
| (1) | (2) | (3) | (4) | (5) |
| Kemangkon | - | - | - | - |
| Bukateja | - | - | - | - |
| Kejobong | - | - | - | - |
| Pengadegan | - | - | - | - |
| Kaligondang | - | - | - | - |
| Purbalingga | - | - | - | - |
| Kalimanah | - | - | - | - |
| Padamara | - | - | - | - |
| Kutasari | - | - | - | - |
| Bojongsari | - | - | - | - |
| Mrebet | - | - | - | - |
| Bobotsari | - | - | - | - |
| Karangreja | - | - | - | - |
| Karangjambu | - | - | - | - |
| Karanganyar | - | - | - | - |
| Kertanegara | - | - | - | - |
| Karangmoncol | - | - | - | - |
| Rembang | - | - | - | - |
| Purbalingga | - | - | - | - |

Sumber/Source: Kementerian Agama Kabupaten Purbalingga/ Ministry of Religious Affairs of Purbalingga Regency

Tabel
Table 4.3.13

Jumlah Nikah, Talak, Cerai dan Rujuk Menurut Kecamatan di Kabupaten Purbalingga, 2021
Number of Marriage, Divorce and Reconciliation by Subdistrict in Purbalingga Regency, 2021

| Kecamatan Subdistrict | Nikah/ Marriage | Talak/ Divorce |
|--------------------------|--------------------|-------------------|
| (1) | (2) | (3) |
| Kemangkon | 457 | - |
| Bukateja | 558 | - |
| Kejobong | 419 | - |
| Pengadegan | 329 | - |
| Kaligondang | 496 | - |
| Purbalingga | 398 | - |
| Kalimanah | 389 | 3 |
| Padamara | 331 | - |
| Kutasari | 537 | - |
| Bojongsari | 459 | 3 |
| Mrebet | 519 | - |
| Bobotsari | 416 | - |
| Karangreja | 362 | - |
| Karangjambu | 249 | - |
| Karanganyar | 342 | - |
| Kertanegara | 281 | - |
| Karangmoncol | 677 | - |
| Rembang | 584 | - |
| Purbalingga | 7 803 | 6 |

Lanjutan Tabel/*Continued Table* 4.3.13

| Kecamatan <i>Subdistrict</i> | Cera <i>Divorce</i> | | Rujuk/ <i>Reconciliation</i> |
|---------------------------------|---------------------------------------|--|---------------------------------|
| | Cera Talak <i>Divorce by Talak</i> | Cera Gugat <i>Divorce by Petition</i> | |
| (1) | (4) | (5) | (6) |
| Kemangkon | ... | ... | - |
| Bukateja | ... | ... | - |
| Kejobong | ... | ... | - |
| Pengadegan | ... | ... | - |
| Kaligondang | ... | ... | - |
| Purbalingga | ... | ... | - |
| Kalimanah | ... | ... | - |
| Padamara | ... | ... | - |
| Kutasari | ... | ... | - |
| Bojongsari | ... | ... | 15 |
| Mrebet | ... | ... | - |
| Bobotsari | ... | ... | - |
| Karangreja | ... | ... | - |
| Karangjambu | ... | ... | - |
| Karanganyar | ... | ... | - |
| Kertanegara | ... | ... | - |
| Karangmoncol | ... | ... | - |
| Rembang | ... | ... | - |
| Purbalingga | 575 | 2 006 | 15 |

Sumber/*Source*: - Data Nikah, Talak dan Rujuk sumber dari Kementerian Agama Kabupaten Purbalingga/ *Data of Marriage and Reconciliation source from Ministry of Religious Affairs of Purbalingga Regency*
 - Data Cera sumber dari Pengadilan Agama Kabupaten Purbalingga/ *Data of Divorce source from Religious Court of Purbalingga Regency*

Tabel
Table 4.3.14

Laporan Faktor-faktor Penyebab Terjadinya Perceraian Menurut Bulan Pada Pengadilan Agama Purbalingga, 2021
Report of Factors Causing Divorce by Month at Religious Court of Purbalingga Regency, 2021

| Bulan Month | Zina Adultery | Mabuk Alcohol Abuse | Madat Drug Abuse | Judi Gambling | Meninggalkan Salah Satu Pihak Spousal Abandonment |
|----------------------|------------------|---------------------------|---------------------|------------------|---|
| (1) | (2) | (3) | (4) | (5) | (6) |
| Januari/ January | - | - | - | - | 58 |
| Pebruari/ February | - | 1 | - | - | 28 |
| Maret/ March | - | - | - | - | 82 |
| April/ April | - | - | - | - | 105 |
| Mei/ May | - | - | - | - | 76 |
| Juni/ June | - | - | - | - | 78 |
| Juli/ July | - | - | - | - | 43 |
| Agustus/ August | - | - | - | - | 96 |
| September/ September | - | - | - | - | 121 |
| Oktober/ October | - | - | - | - | 92 |
| Nopember/ November | - | - | - | - | 103 |
| Desember/ December | - | - | - | - | 79 |
| Purbalingga | - | 1 | - | - | 961 |

Lanjutan Tabel/Continued Table 4.3.14

| Bulan Month | Dihukum Penjara Incarceration | Poligami Polygamy | Kekerasan Dalam Rumah Tangga Domestic Violence | Cacat Badan Disability | Perselisihan dan Pertengkaran Terus Menerus Constant Arguing |
|----------------------|-------------------------------------|----------------------|--|---------------------------|---|
| (1) | (7) | (8) | (9) | (10) | (11) |
| Januari/ January | - | - | 2 | - | 74 |
| Pebruari/ February | - | 1 | 1 | - | 109 |
| Maret/ March | - | - | - | - | 118 |
| April/ April | - | - | - | 1 | 142 |
| Mei/ May | 1 | - | - | - | 78 |
| Juni/ June | - | - | - | - | 70 |
| Juli/ July | - | - | - | - | 42 |
| Agustus/ August | - | - | - | - | 93 |
| September/ September | - | - | - | - | 167 |
| Oktober/ October | - | - | - | - | 110 |
| Nopember/ November | 1 | - | - | - | 155 |
| Desember/ December | - | - | - | - | 136 |
| Purbalingga | 2 | 1 | 3 | 1 | 1 294 |

Lanjutan Tabel/Continued Table 4.3.14

| Bulan Month | Kawin Paksa Forced Marriage | Murtad Apostate | Ekonomi Financial Problems | Lain-lain Others | Jumlah Total |
|----------------------|-----------------------------------|--------------------|----------------------------------|---------------------|-----------------|
| (1) | (12) | (13) | (14) | (15) | (16) |
| Januari/ January | - | - | 71 | - | 205 |
| Pebruari/ February | - | - | 86 | - | 226 |
| Maret/ March | - | - | 25 | - | 225 |
| April/ April | - | - | 4 | - | 252 |
| Mei/ May | - | - | - | - | 155 |
| Juni/ June | - | - | 5 | - | 153 |
| Juli/ July | - | - | - | - | 85 |
| Agustus/ August | - | - | - | - | 189 |
| September/ September | - | - | 1 | - | 289 |
| Oktober/ October | - | - | 1 | - | 203 |
| Nopember/ November | - | - | 2 | - | 261 |
| Desember/ December | - | - | 3 | - | 218 |
| Purbalingga | - | - | 198 | - | 2 461 |

Sumber/Source: Pengadilan Agama Kabupaten Purbalingga/ Religious Court of Purbalingga Regency

Tabel
Table 4.3.15

**Laporan Perkara Tingkat Pertama yang Diterima Pada
Pengadilan Agama Purbalingga Menurut Bulan, 2021**
*Report of First Level Case Received in Religious Court of
Purbalingga Regency by Month, 2021*

| Bulan Month | Perkawinan/ Marriage | | | | |
|----------------------|----------------------|--------------------------|----------------------------------|--------------------------|--|
| | Izin Poligami | Pencegahan Perkawinan | Penolakan Perkara oleh PPN | Pembatalan Perkawinan | Kelalaian atas Kewajiban Suami/Istri |
| (1) | (2) | (3) | (4) | (5) | (6) |
| Januari/ January | - | - | - | - | - |
| Pebruari/ February | - | - | - | 1 | - |
| Maret/ March | 2 | - | - | - | - |
| April/ April | 1 | - | - | - | - |
| Mei/ May | 2 | - | - | - | - |
| Juni/ June | - | - | - | - | - |
| Juli/ July | 1 | - | - | - | - |
| Agustus/ August | 1 | - | - | - | - |
| September/ September | - | - | - | - | - |
| Oktober/ October | 3 | - | - | - | - |
| Nopember/ November | 2 | - | - | - | - |
| Desember/ December | 1 | - | - | - | - |
| Purbalingga | 13 | - | - | 1 | - |

Lanjutan Tabel/*Continued Table* 4.3.15

| Bulan Month | Perkawinan/ <i>Marriage</i> | | | | |
|-----------------------------|-----------------------------|--------------|---------------|---------------------------|----------------------|
| | Cerai Talak | Cerai Gugat | Harta Bersama | Penguasaan Anak/ Hadhonah | Nafkah Anak oleh Ibu |
| (1) | (7) | (8) | (9) | (10) | (11) |
| Januari/ <i>January</i> | 83 | 294 | - | - | - |
| Pebruari/ <i>February</i> | 51 | 154 | - | - | - |
| Maret/ <i>March</i> | 42 | 171 | - | - | - |
| April/ <i>April</i> | 43 | 123 | - | - | - |
| Mei/ <i>May</i> | 40 | 136 | - | - | - |
| Juni/ <i>June</i> | 59 | 218 | - | - | - |
| Juli/ <i>July</i> | 31 | 86 | - | - | - |
| Agustus/ <i>August</i> | 49 | 150 | - | - | - |
| September/ <i>September</i> | 58 | 179 | - | - | - |
| Oktober/ <i>October</i> | 40 | 198 | - | - | - |
| Nopember/ <i>November</i> | 49 | 187 | 1 | - | - |
| Desember/ <i>December</i> | 30 | 110 | 1 | - | - |
| Purbalingga | 575 | 2 006 | 2 | - | - |

Lanjutan Tabel/Continued Table 4.3.15

| Perkawinan/ Marriage | | | | | |
|----------------------|---------------------------|--------------------|--------------------------------------|-----------|---------------------------------|
| Bulan Month | Hak-hak Bekas Istri | Pengesahan Anak | Pencabutan Kekuasaan Orang Tua | Perwalian | Pencabutan Kekuasaan Wali |
| (1) | (12) | (13) | (14) | (15) | (16) |
| Januari/ January | - | - | - | 4 | - |
| Pebruari/ February | - | - | - | - | - |
| Maret/ March | - | - | - | 1 | - |
| April/ April | - | - | - | 1 | - |
| Mei/ May | - | - | - | 2 | - |
| Juni/ June | - | - | - | 1 | - |
| Juli/ July | - | - | - | 1 | - |
| Agustus/ August | - | - | - | - | - |
| September/ September | - | - | - | 3 | - |
| Oktober/ October | - | - | - | 1 | - |
| Nopember/ November | - | - | - | - | - |
| Desember/ December | - | - | - | - | - |
| Purbalingga | - | - | - | 14 | - |

Lanjutan Tabel/*Continued Table* 4.3.15

| Bulan Month | Perkawinan/ <i>Marriage</i> | | | | |
|-----------------------------|---|--------------------------------|----------------|---------------------------------|--------------|
| | Penunjang Orang Lain Sebagai Wali | Ganti Rugi Terhadap Wali | Asal Usul Anak | Pengurusan Kawin Campuran | Isbath Nikah |
| (1) | (17) | (18) | (19) | (20) | (21) |
| Januari/ <i>January</i> | - | - | - | - | 1 |
| Pebruari/ <i>February</i> | - | - | - | - | 2 |
| Maret/ <i>March</i> | - | - | - | - | 2 |
| April/ <i>April</i> | - | - | - | - | 3 |
| Mei/ <i>May</i> | - | - | 1 | - | - |
| Juni/ <i>June</i> | - | - | - | - | - |
| Juli/ <i>July</i> | - | - | - | - | 1 |
| Agustus/ <i>August</i> | - | - | 2 | - | 2 |
| September/ <i>September</i> | - | - | 2 | - | 1 |
| Oktober/ <i>October</i> | - | - | 2 | - | - |
| Nopember/ <i>November</i> | - | - | - | - | - |
| Desember/ <i>December</i> | - | - | - | - | 3 |
| Purbalingga | - | - | 7 | - | 15 |

Lanjutan Tabel/*Continued Table* 4.3.15

| Perkawinan/ <i>Marriage</i> | | | | |
|-----------------------------|------------|------------------|------------|----------------------|
| Bulan <i>Month</i> | Izin Nikah | Dispensasi Kawin | Wali Adhol | Pengangkatan Anak |
| (1) | (22) | (23) | (24) | (25) |
| Januari/ <i>January</i> | - | 89 | 1 | - |
| Pebruari/ <i>February</i> | - | 44 | - | - |
| Maret/ <i>March</i> | - | 61 | - | - |
| April/ <i>April</i> | - | 59 | - | - |
| Mei/ <i>May</i> | - | 35 | - | - |
| Juni/ <i>June</i> | - | 74 | 3 | - |
| Juli/ <i>July</i> | - | 31 | - | - |
| Agustus/ <i>August</i> | - | 26 | - | - |
| September/ <i>September</i> | - | 40 | - | - |
| Oktober/ <i>October</i> | - | 52 | 1 | - |
| Nopember/ <i>November</i> | - | 40 | 1 | - |
| Desember/ <i>December</i> | - | 25 | - | - |
| Purbalingga | - | 576 | 6 | - |

Lanjutan Tabel/*Continued Table* 4.3.15

| Bulan Month | Ekonomi Syariah | Kewarisan | Wasiat | Hibah | Wakaf |
|-----------------------------|--------------------|-----------|----------|----------|----------|
| (1) | (26) | (27) | (28) | (29) | (30) |
| Januari/ <i>January</i> | 5 | 1 | - | - | - |
| Pebruari/ <i>February</i> | - | 1 | - | - | - |
| Maret/ <i>March</i> | 1 | - | - | - | - |
| April/ <i>April</i> | - | - | - | - | - |
| Mei/ <i>May</i> | - | 1 | - | - | - |
| Juni/ <i>June</i> | - | - | - | - | - |
| Juli/ <i>July</i> | 3 | - | - | - | - |
| Agustus/ <i>August</i> | - | - | - | 1 | - |
| September/ <i>September</i> | - | - | - | 1 | - |
| Oktober/ <i>October</i> | - | 1 | - | - | - |
| Nopember/ <i>November</i> | - | 1 | - | - | - |
| Desember/ <i>December</i> | - | - | - | 1 | - |
| Purbalingga | 9 | 5 | - | 3 | - |

Lanjutan Tabel/Continued Table 4.3.15

| Bulan Month | Zakat/Infaq/ Shodaqoh | P3HP/Penetapan Ahli Waris | Lain-lain | Jumlah |
|----------------------|--------------------------|------------------------------|-----------|--------------|
| (1) | (31) | (32) | (33) | (34) |
| Januari/ January | - | 2 | 3 | 483 |
| Pebruari/ February | - | 2 | 2 | 257 |
| Maret/ March | - | 1 | 3 | 284 |
| April/ April | - | 1 | 3 | 234 |
| Mei/ May | - | - | 1 | 218 |
| Juni/ June | - | - | 2 | 357 |
| Juli/ July | - | - | - | 154 |
| Agustus/ August | - | - | 7 | 238 |
| September/ September | - | 1 | 1 | 286 |
| Oktober/ October | - | 1 | - | 299 |
| Nopember/ November | - | 1 | - | 282 |
| Desember/ December | - | 1 | 1 | 173 |
| Purbalingga | - | 10 | 23 | 3 265 |

Sumber/Source: Pengadilan Agama Kabupaten Purbalingga/ Religious Court of Purbalingga Regency

Tabel
Table 4.3.16

**Laporan Perkara Tingkat Pertama yang Diputus Pada
Pengadilan Agama Purbalingga Menurut Bulan, 2021**
*Report of First Level Case Decided in Religious Court of
Purbalingga Regency by Month, 2021*

| Bulan Month | Sisa Bulan Lalu | Perkara yang Diterima | Jumlah | Dicabut |
|-----------------------------|------------------------|----------------------------------|---------------|----------------|
| (1) | (2) | (3) | (4) | (5) |
| Januari/ <i>January</i> | 162 | 483 | 645 | 9 |
| Pebruari/ <i>February</i> | 417 | 257 | 674 | 10 |
| Maret/ <i>March</i> | 351 | 284 | 635 | 19 |
| April/ <i>April</i> | 309 | 234 | 543 | 16 |
| Mei/ <i>May</i> | 290 | 218 | 508 | 14 |
| Juni/ <i>June</i> | 325 | 357 | 682 | 19 |
| Juli/ <i>July</i> | 358 | 154 | 512 | 8 |
| Agustus/ <i>August</i> | 358 | 238 | 596 | 23 |
| September/ <i>September</i> | 247 | 286 | 533 | 21 |
| Oktober/ <i>October</i> | 279 | 299 | 578 | 10 |
| Nopember/ <i>November</i> | 287 | 282 | 569 | 21 |
| Desember/ <i>December</i> | 268 | 173 | 441 | 20 |
| Purbalingga | 3 651 | 3 265 | 6 916 | 190 |

Lanjutan Tabel/Continued Table 4.3.16

| Bulan Month | Perkawinan/ Marriage | | | | |
|----------------------|----------------------|--------------------------|----------------------------------|--------------------------|--|
| | Izin Poligami | Pencegahan Perkawinan | Penolakan Perkara oleh PPN | Pembatalan Perkawinan | Kelalaian atas Kewajiban Suami/Istri |
| (1) | (6) | (7) | (8) | (9) | (10) |
| Januari/ January | 1 | - | - | - | - |
| Pebruari/ February | - | - | - | - | - |
| Maret/ March | - | - | - | - | - |
| April/ April | 1 | - | - | - | - |
| Mei/ May | - | - | - | - | - |
| Juni/ June | 2 | - | - | 1 | - |
| Juli/ July | - | - | - | - | - |
| Agustus/ August | - | - | - | - | - |
| September/ September | 1 | - | - | - | - |
| Oktober/ October | - | - | - | - | - |
| Nopember/ November | 1 | - | - | - | - |
| Desember/ December | 2 | - | - | - | - |
| Purbalingga | 8 | - | - | 1 | - |

Lanjutan Tabel/*Continued Table* 4.3.16

| Bulan Month | Perkawinan/ <i>Marriage</i> | | | | |
|-----------------------------|-----------------------------|--------------|---------------|------------------------------|----------------------|
| | Cerai Talak | Cerai Gugat | Harta Bersama | Penguasaan Anak/ Hadhonah | Nafkah Anak oleh Ibu |
| (1) | (11) | (12) | (13) | (14) | (15) |
| Januari/ <i>January</i> | 35 | 130 | - | - | - |
| Pebruari/ <i>February</i> | 57 | 183 | - | - | - |
| Maret/ <i>March</i> | 54 | 176 | - | - | - |
| April/ <i>April</i> | 40 | 139 | - | - | - |
| Mei/ <i>May</i> | 26 | 96 | - | - | - |
| Juni/ <i>June</i> | 55 | 184 | - | - | - |
| Juli/ <i>July</i> | 23 | 91 | - | - | - |
| Agustus/ <i>August</i> | 59 | 208 | - | - | - |
| September/ <i>September</i> | 52 | 142 | - | - | - |
| Oktober/ <i>October</i> | 49 | 177 | - | - | - |
| Nopember/ <i>November</i> | 37 | 187 | - | - | - |
| Desember/ <i>December</i> | 48 | 169 | - | - | - |
| Purbalingga | 535 | 1 882 | - | - | - |

Lanjutan Tabel/Continued Table 4.3.16

| Bulan Month | Perkawinan/ Marriage | | | | |
|----------------------|---------------------------|--------------------|--------------------------------------|-----------|---------------------------------|
| | Hak-hak Bekas Istri | Pengesahan Anak | Pencabutan Kekuasaan Orang Tua | Perwalian | Pencabutan Kekuasaan Wali |
| (1) | (16) | (17) | (18) | (19) | (20) |
| Januari/ January | - | - | - | 4 | - |
| Pebruari/ February | - | - | - | 1 | - |
| Maret/ March | - | - | - | - | - |
| April/ April | - | - | - | - | - |
| Mei/ May | - | - | - | - | - |
| Juni/ June | - | - | - | - | - |
| Juli/ July | - | - | - | - | - |
| Agustus/ August | - | - | - | - | - |
| September/ September | - | - | - | 1 | - |
| Oktober/ October | - | - | - | 3 | - |
| Nopember/ November | - | - | - | 1 | - |
| Desember/ December | - | - | - | - | - |
| Purbalingga | - | - | - | 10 | - |

Lanjutan Tabel/*Continued Table* 4.3.16

| Bulan Month | Perkawinan/ <i>Marriage</i> | | | | |
|-----------------------------|---|--------------------------------|----------------|---------------------------------|--------------|
| | Penunjang Orang Lain Sebagai Wali | Ganti Rugi Terhadap Wali | Asal Usul Anak | Pengurusan Kawin Campuran | Isbath Nikah |
| (1) | (21) | (22) | (23) | (24) | (25) |
| Januari/ <i>January</i> | - | - | - | - | 1 |
| Pebruari/ <i>February</i> | - | - | - | - | 2 |
| Maret/ <i>March</i> | - | - | - | - | - |
| April/ <i>April</i> | - | - | - | - | 2 |
| Mei/ <i>May</i> | - | - | - | - | 1 |
| Juni/ <i>June</i> | - | - | 1 | - | 1 |
| Juli/ <i>July</i> | - | - | - | - | - |
| Agustus/ <i>August</i> | - | - | - | - | 1 |
| September/ <i>September</i> | - | - | 2 | - | 1 |
| Oktober/ <i>October</i> | - | - | 1 | - | 1 |
| Nopember/ <i>November</i> | - | - | 3 | - | - |
| Desember/ <i>December</i> | - | - | - | - | 3 |
| Purbalingga | - | - | 7 | - | 13 |

Lanjutan Tabel/Continued Table 4.3.16

| Bulan Month | Perkawinan/ Marriage | | | |
|----------------------|----------------------|------------------|------------|-------------------|
| | Izin Nikah | Dispensasi Kawin | Wali Adhol | Pengangkatan Anak |
| (1) | (26) | (27) | (28) | (29) |
| Januari/ January | - | 43 | - | - |
| Pebruari/ February | - | 59 | - | - |
| Maret/ March | - | 70 | 1 | - |
| April/ April | - | 50 | - | - |
| Mei/ May | - | 42 | - | - |
| Juni/ June | - | 57 | - | - |
| Juli/ July | - | 29 | 1 | - |
| Agustus/ August | - | 51 | - | - |
| September/ September | - | 27 | - | - |
| Oktober/ October | - | 46 | - | - |
| Nopember/ November | - | 48 | 1 | - |
| Desember/ December | - | 43 | - | - |
| Purbalingga | - | 565 | 3 | - |

Lanjutan Tabel/*Continued Table* 4.3.16

| Bulan Month | Ekonomi Syariah | Kewarisan | Wasiat | Hibah | Wakaf |
|-----------------------------|----------------------------|------------------|---------------|--------------|--------------|
| (1) | (30) | (31) | (32) | (33) | (34) |
| Januari/ <i>January</i> | - | - | - | - | - |
| Pebruari/ <i>February</i> | 4 | - | - | - | - |
| Maret/ <i>March</i> | - | - | - | - | - |
| April/ <i>April</i> | - | - | - | - | - |
| Mei/ <i>May</i> | - | - | - | - | - |
| Juni/ <i>June</i> | - | - | - | - | - |
| Juli/ <i>July</i> | - | - | - | - | - |
| Agustus/ <i>August</i> | 1 | - | - | - | - |
| September/ <i>September</i> | - | - | - | - | - |
| Oktober/ <i>October</i> | - | - | - | - | - |
| Nopember/ <i>November</i> | - | - | - | - | - |
| Desember/ <i>December</i> | - | - | - | - | - |
| Purbalingga | 5 | - | - | - | - |

Lanjutan Tabel/Continued Table 4.3.16

| Bulan Month | Zakat/Infaq/ Shodaqoh | P3HP/ Penetapan Ahli Waris | Lain-lain | Ditolak | Tidak Diterima |
|----------------------|--------------------------|----------------------------------|-----------|----------|----------------|
| (1) | (35) | (36) | (37) | (38) | (39) |
| Januari/ January | - | - | 1 | 1 | - |
| Pebruari/ February | - | 1 | 3 | - | 2 |
| Maret/ March | - | 1 | 2 | 1 | 1 |
| April/ April | - | - | 3 | 1 | - |
| Mei/ May | - | - | 1 | - | 1 |
| Juni/ June | - | - | 2 | - | 1 |
| Juli/ July | - | 1 | 1 | - | - |
| Agustus/ August | - | - | 2 | - | 1 |
| September/ September | - | - | 6 | - | - |
| Oktober/ October | - | 1 | 1 | - | 1 |
| Nopember/ November | - | 1 | - | - | 1 |
| Desember/ December | - | 1 | 1 | 1 | 1 |
| Purbalingga | - | 6 | 23 | 4 | 9 |

Lanjutan Tabel/*Continued Table* 4.3.16

| Bulan Month | Gugur | Dicoret dari Register | Jumlah | Sisa Akhir Bulan | Perkara yang Sudah Diminutasi |
|-----------------------------|-----------|--------------------------|--------------|---------------------|-------------------------------------|
| (1) | (40) | (41) | (42) | (43) | (44) |
| Januari/ <i>January</i> | 3 | - | 228 | 417 | 228 |
| Pebruari/ <i>February</i> | 1 | - | 323 | 351 | 323 |
| Maret/ <i>March</i> | 1 | - | 326 | 309 | 326 |
| April/ <i>April</i> | 1 | - | 253 | 290 | 253 |
| Mei/ <i>May</i> | 2 | - | 183 | 325 | 183 |
| Juni/ <i>June</i> | 1 | - | 324 | 358 | 324 |
| Juli/ <i>July</i> | - | - | 154 | 358 | 154 |
| Agustus/ <i>August</i> | 3 | - | 349 | 247 | 349 |
| September/ <i>September</i> | 1 | - | 254 | 279 | 254 |
| Oktober/ <i>October</i> | 1 | - | 291 | 287 | 291 |
| Nopember/ <i>November</i> | - | - | 301 | 268 | 301 |
| Desember/ <i>December</i> | 2 | - | 291 | 150 | 291 |
| Purbalingga | 16 | - | 3 277 | 3 639 | 3 277 |

Sumber/*Source*: Pengadilan Agama Kabupaten Purbalingga/ *Religious Court of Purbalingga Regency*

Tabel
Table 4.3.17

Rekapitulasi Perkara di Pengadilan Agama Menurut Bulan, 2021
Case Recapitulation in Religious Court of Purbalingga Regency by Month, 2021

| Bulan Month | Sisa Tahun Lalu | | | Jumlah Sisa Tahun Lalu |
|----------------------|-----------------|----------------|---------------------------|---------------------------|
| | Gugatan (G) | Permohonan (P) | Gugatan Sederhana (GS) | |
| (1) | (2) | (3) | (4) | (5) |
| Januari/ January | 159 | 3 | - | 162 |
| Pebruari/ February | 358 | 54 | 5 | 417 |
| Maret/ March | 314 | 37 | - | 351 |
| April/ April | 283 | 25 | 1 | 309 |
| Mei/ May | 254 | 36 | - | 290 |
| Juni/ June | 295 | 30 | - | 325 |
| Juli/ July | 313 | 45 | - | 358 |
| Agustus/ August | 312 | 44 | 2 | 358 |
| September/ September | 227 | 20 | - | 247 |
| Oktober/ October | 251 | 28 | - | 279 |
| Nopember/ November | 255 | 32 | - | 287 |
| Desember/ December | 248 | 20 | - | 268 |
| Purbalingga | 3 269 | 374 | 8 | 3 651 |

Lanjutan Tabel/*Continued Table* 4.3.17

| Bulan Month | Tambah Tahun Ini | | | Jumlah Terima |
|-----------------------------|------------------|----------------|------------------------|---------------|
| | Gugatan (G) | Permohonan (P) | Gugatan Sederhana (GS) | |
| (1) | (6) | (7) | (8) | (9) |
| Januari/ <i>January</i> | 378 | 100 | 5 | 483 |
| Pebruari/ <i>February</i> | 207 | 50 | - | 257 |
| Maret/ <i>March</i> | 216 | 67 | 1 | 284 |
| April/ <i>April</i> | 168 | 66 | - | 234 |
| Mei/ <i>May</i> | 179 | 39 | - | 218 |
| Juni/ <i>June</i> | 277 | 80 | - | 357 |
| Juli/ <i>July</i> | 119 | 33 | 2 | 154 |
| Agustus/ <i>August</i> | 201 | 37 | - | 238 |
| September/ <i>September</i> | 239 | 47 | - | 286 |
| Oktober/ <i>October</i> | 242 | 57 | - | 299 |
| Nopember/ <i>November</i> | 240 | 42 | - | 282 |
| Desember/ <i>December</i> | 143 | 30 | - | 173 |
| Purbalingga | 2 609 | 648 | 8 | 3 265 |

Lanjutan Tabel/Continued Table 4.3.17

| Bulan Month | Perkara Putus | | | Jumlah Putus |
|----------------------|---------------|----------------|------------------------|--------------|
| | Gugatan (G) | Permohonan (P) | Gugatan Sederhana (GS) | |
| (1) | (10) | (11) | (12) | (13) |
| Januari/ January | 179 | 49 | - | 228 |
| Pebruari/ February | 251 | 67 | 5 | 323 |
| Maret/ March | 247 | 79 | - | 326 |
| April/ April | 197 | 55 | 1 | 253 |
| Mei/ May | 138 | 45 | - | 183 |
| Juni/ June | 259 | 65 | - | 324 |
| Juli/ July | 120 | 34 | - | 154 |
| Agustus/ August | 286 | 61 | 2 | 349 |
| September/ September | 215 | 39 | - | 254 |
| Oktober/ October | 238 | 53 | - | 291 |
| Nopember/ November | 247 | 54 | - | 301 |
| Desember/ December | 243 | 48 | - | 291 |
| Purbalingga | 2 620 | 649 | 8 | 3 277 |

Lanjutan Tabel/*Continued Table* 4.3.17

| Bulan Month | Sisa Akhir Bulan | | | Jumlah Sisa Akhir |
|-----------------------------|------------------|----------------|---------------------------|----------------------|
| | Gugatan (G) | Permohonan (P) | Gugatan Sederhana (GS) | |
| (1) | (14) | (15) | (16) | (17) |
| Januari/ <i>January</i> | 358 | 54 | 5 | 417 |
| Pebruari/ <i>February</i> | 314 | 37 | - | 351 |
| Maret/ <i>March</i> | 283 | 25 | 1 | 309 |
| April/ <i>April</i> | 254 | 36 | - | 290 |
| Mei/ <i>May</i> | 295 | 30 | - | 325 |
| Juni/ <i>June</i> | 313 | 45 | - | 358 |
| Juli/ <i>July</i> | 312 | 44 | 2 | 358 |
| Agustus/ <i>August</i> | 227 | 20 | - | 247 |
| September/ <i>September</i> | 251 | 28 | - | 279 |
| Oktober/ <i>October</i> | 255 | 32 | - | 287 |
| Nopember/ <i>November</i> | 248 | 20 | - | 268 |
| Desember/ <i>December</i> | 148 | 2 | - | 150 |
| Purbalingga | 3 258 | 373 | 8 | 3 639 |

Sumber/*Source*: Pengadilan Agama Kabupaten Purbalingga/ *Religious Court of Purbalingga Regency*

Tabel 4.3.18 **Jumlah Tahanan Menurut Bulan di Kabupaten Purbalingga, 2021**
Table 4.3.18 **Number of Custody by Month in Purbalingga Regency, 2021**

| Bulan Month | Dewasa Adult | | Pemuda Youth | |
|----------------------|-------------------|---------------------|-------------------|---------------------|
| | Laki-laki Male | Perempuan Female | Laki-laki Male | Perempuan Female |
| (1) | (2) | (3) | (4) | (5) |
| Januari/ January | 31 | 1 | - | - |
| Pebruari/ February | 29 | 1 | - | - |
| Maret/March | 30 | 2 | - | - |
| April/April | 29 | 2 | - | - |
| Mei/May | 28 | 3 | - | - |
| Juni/June | 31 | 3 | - | - |
| Juli/July | 34 | 6 | - | - |
| Agustus/ August | 33 | 5 | - | - |
| September/ September | 44 | 4 | - | - |
| Oktober/ October | 47 | 2 | - | - |
| Nopembet/ November | 49 | 1 | - | - |
| Desember/ December | 44 | 1 | - | - |
| Purbalingga | 429 | 31 | - | - |

Lanjutan Tabel/*Continued Table* 4.3.18

| Bulan Month | Anak-anak Children | | Jumlah Total | |
|-----------------------------|-----------------------|---------------------|-------------------|---------------------|
| | Laki-laki Male | Perempuan Female | Laki-laki Male | Perempuan Female |
| (1) | (6) | (7) | (8) | (9) |
| Januari/ <i>January</i> | 1 | - | 32 | 1 |
| Pebruari/ <i>February</i> | - | - | 29 | 1 |
| Maret/ <i>March</i> | - | - | 30 | 2 |
| April/ <i>April</i> | - | - | 29 | 2 |
| Mei/ <i>May</i> | - | - | 28 | 3 |
| Juni/ <i>June</i> | - | - | 31 | 3 |
| Juli/ <i>July</i> | - | - | 34 | 6 |
| Agustus/ <i>August</i> | - | - | 33 | 5 |
| September/ <i>September</i> | - | - | 44 | 4 |
| Oktober/ <i>October</i> | - | - | 47 | 2 |
| Nopember/ <i>November</i> | - | 1 | 49 | 2 |
| Desember/ <i>December</i> | - | - | 44 | 1 |
| Purbalingga | 1 | 1 | 430 | 32 |

Sumber/*Source*: Rumah Tahanan Negara Kelas IIB Purbalingga/ *Detention Center Class IIB of Purbalingga Regency*

Tabel
Table 4.3.19

Jumlah Narapidana Menurut Bulan di Kabupaten Purbalingga, 2021
Number of Convict by Month in Purbalingga Regency, 2021

| Bulan Month | Dewasa Adult | | Pemuda Youth | |
|----------------------|-------------------|---------------------|-------------------|---------------------|
| | Laki-laki Male | Perempuan Female | Laki-laki Male | Perempuan Female |
| (1) | (2) | (3) | (4) | (5) |
| Januari/ January | 147 | 5 | - | - |
| Pebruari/ February | 142 | 4 | - | - |
| Maret/March | 149 | 4 | - | - |
| April/April | 148 | 4 | - | - |
| Mei/May | 142 | 4 | - | - |
| Juni/June | 138 | 4 | - | - |
| Juli/July | 131 | 3 | - | - |
| Agustus/ August | 117 | 4 | - | - |
| September/ September | 115 | 5 | - | - |
| Oktober/ October | 113 | 5 | - | - |
| Nopembet/ November | 116 | 6 | - | - |
| Desember/ December | 127 | 6 | - | - |
| Purbalingga | 1 585 | 54 | - | - |

Lanjutan Tabel/*Continued Table* 4.3.19

| Bulan Month | Anak-anak Children | | Jumlah Total | |
|-----------------------------|-----------------------|---------------------|-------------------|---------------------|
| | Laki-laki Male | Perempuan Female | Laki-laki Male | Perempuan Female |
| (1) | (6) | (7) | (8) | (9) |
| Januari/ <i>January</i> | - | - | 147 | 5 |
| Pebruari/ <i>February</i> | - | - | 142 | 4 |
| Maret/ <i>March</i> | - | - | 149 | 4 |
| April/ <i>April</i> | - | - | 148 | 4 |
| Mei/ <i>May</i> | - | - | 142 | 4 |
| Juni/ <i>June</i> | - | - | 138 | 4 |
| Juli/ <i>July</i> | - | - | 131 | 3 |
| Agustus/ <i>August</i> | - | - | 117 | 4 |
| September/ <i>September</i> | - | - | 115 | 5 |
| Oktober/ <i>October</i> | - | - | 113 | 5 |
| Nopember/ <i>November</i> | - | - | 116 | 6 |
| Desember/ <i>December</i> | - | - | 127 | 6 |
| Purbalingga | - | - | 1 585 | 54 |

Sumber/*Source*: Rumah Tahanan Negara Klas IIB Purbalingga/ *Detention Center Class IIB of Purbalingga Regency*

Tabel
Table 4.3.20**Jumlah Perkara Pidana dan Terdakwa yang Masuk
Pengadilan Negeri Purbalingga Menurut Bulan dan Jenis
Putusan, 2021**
*Number of Criminal and Defendant Case in Purbalingga
Regency District Court by Month and Verdict Type, 2021*

| Bulan Month | Biasa Ordinary | | Pidana Ringan Misdemeanor | |
|---------------------|---------------------|-----------------------|------------------------------|-----------------------|
| | Perkara Criminal | Terdakwa Defendant | Perkara Criminal | Terdakwa Defendant |
| (1) | (2) | (3) | (4) | (5) |
| Januari/ January | 9 | 9 | 2 | 2 |
| Pebruari/ February | 3 | 3 | - | - |
| Maret/March | 13 | 13 | 1 | 1 |
| April/April | 10 | 13 | 1 | 1 |
| Mei/May | 7 | 9 | - | - |
| Juni/June | 8 | 10 | 2 | 2 |
| Juli/July | 4 | 4 | 8 | 8 |
| Agustus/ August | 19 | 22 | - | - |
| September/September | 7 | 8 | - | - |
| Oktober/October | 20 | 28 | - | - |
| Nopember/November | 17 | 18 | - | - |
| Desember/December | 7 | 8 | - | - |
| Purbalingga | 124 | 145 | 14 | 14 |

Lanjutan Tabel/*Continued Table* 4.3.20

| Bulan Month | Pelanggaran Lalin Traffic Violation | | Jumlah Total | |
|-----------------------------|--|-----------------------|---------------------|-----------------------|
| | Perkara Criminal | Terdakwa Defendant | Perkara Criminal | Terdakwa Defendant |
| (1) | (6) | (7) | (8) | (9) |
| Januari/ <i>January</i> | - | - | 11 | 11 |
| Pebruari/ <i>February</i> | - | - | 3 | 3 |
| Maret/ <i>March</i> | - | - | 14 | 14 |
| April/ <i>April</i> | 25 | 25 | 36 | 39 |
| Mei/ <i>May</i> | 33 | 33 | 40 | 42 |
| Juni/ <i>June</i> | 182 | 182 | 192 | 194 |
| Juli/ <i>July</i> | 660 | 660 | 672 | 672 |
| Agustus/ <i>August</i> | 707 | 707 | 726 | 729 |
| September/ <i>September</i> | 1 504 | 1 504 | 1 511 | 1 512 |
| Oktober/ <i>October</i> | 354 | 354 | 374 | 382 |
| Nopember/ <i>November</i> | 1 016 | 1 016 | 1 033 | 1 034 |
| Desember/ <i>December</i> | - | - | 7 | 8 |
| Purbalingga | 4 481 | 4 481 | 4 619 | 4 640 |

Catatan/*Note*: *) Termasuk yang dikembalikan ke Kejaksaan/dikirim ke Pengadilan lain/ *Including returned to attorney/Sent to other court*

Sumber/*Source*: Pengadilan Negeri Kabupaten Purbalingga/ *Purbalingga Regency District Court*

Tabel
Table 4.3.21

**Jumlah Perkara Pidana dan Terdakwa yang Diselesaikan
Pengadilan Negeri Purbalingga Menurut Bulan dan Jenis
Putusan, 2021**
*Number of Criminal and Defendant Case Solved in
Purbalingga Regency District Court by Month and Verdict
Type, 2021*

| Bulan Month | Dijatuhi Hukuman Sentenced | | Dibebaskan dari Tuntutan Acquitted | |
|---------------------|-------------------------------|-----------------------|---------------------------------------|-----------------------|
| | Perkara Criminal | Terdakwa Defendant | Perkara Criminal | Terdakwa Defendant |
| (1) | (2) | (3) | (4) | (5) |
| Januari/ January | 11 | 11 | - | - |
| Pebruari/ February | 3 | 3 | - | - |
| Maret/March | 14 | 14 | - | - |
| April/April | 36 | 39 | - | - |
| Mei/May | 40 | 42 | - | - |
| Juni/June | 192 | 194 | - | - |
| Juli/July | 672 | 672 | - | - |
| Agustus/ August | 726 | 729 | - | - |
| September/September | 1 511 | 1 512 | - | - |
| Oktober/October | 374 | 382 | - | - |
| Nopember/November | 1 033 | 1 034 | - | - |
| Desember/December | 7 | 8 | - | - |
| Purbalingga | 4 619 | 4 640 | - | - |

Lanjutan Tabel/*Continued Table* 4.3.21

| Bulan Month | Mohon Banding *) Appeal | | Jumlah Total | |
|-----------------------------|----------------------------|-----------------------|---------------------|-----------------------|
| | Perkara Criminal | Terdakwa Defendant | Perkara Criminal | Terdakwa Defendant |
| (1) | (6) | (7) | (8) | (9) |
| Januari/ <i>January</i> | 3 | 3 | 14 | 14 |
| Pebruari/ <i>February</i> | - | - | 3 | 3 |
| Maret/ <i>March</i> | - | - | 14 | 14 |
| April/ <i>April</i> | - | - | 36 | 39 |
| Mei/ <i>May</i> | 2 | 2 | 42 | 44 |
| Juni/ <i>June</i> | 1 | 1 | 193 | 195 |
| Juli/ <i>July</i> | - | - | 672 | 672 |
| Agustus/ <i>August</i> | 1 | 1 | 727 | 730 |
| September/ <i>September</i> | 1 | 1 | 1512 | 1513 |
| Oktober/ <i>October</i> | - | - | 374 | 382 |
| Nopember/ <i>November</i> | 2 | 2 | 1035 | 1036 |
| Desember/ <i>December</i> | 1 | 1 | 8 | 9 |
| Purbalingga | 11 | 11 | 4 630 | 4 651 |

Catatan/*Note*: *) Termasuk yang dikembalikan ke Kejaksaan/dikirim ke Pengadilan lain/ *Including returned to attorney/Sent to other court*

Sumber/*Source*: Pengadilan Negeri Kabupaten Purbalingga/ *Purbalingga Regency District Court*

Tabel 4.3.22 **Jumlah Kejahatan yang Terjadi Menurut Jenisnya di Kabupaten Purbalingga, 2018-2021**
Table 4.3.22 **Number of Crime Happened by Type in Purbalingga Regency, 2018-2021**

| Jenis Kejahatan Type of Crime | 2018 | 2019 | 2020 | 2021 |
|--------------------------------------|------------|------------|------------|------------|
| (1) | (2) | (3) | (4) | (5) |
| Perampokan/ <i>Robbery</i> | - | 2 | 70 | 50 |
| Pencurian/ <i>Theft</i> | - | 65 | 2 | 6 |
| Penggelapan/ <i>Embezzlement</i> | 16 | 24 | 17 | 9 |
| Penipuan/ <i>Fraud</i> | 9 | 7 | 11 | 4 |
| Pemerasan/ <i>Extortion</i> | - | - | - | 1 |
| Pengrusakan/ <i>Destruction</i> | - | 1 | - | 2 |
| Pembunuhan/ <i>Murder</i> | - | 1 | - | - |
| Pemerkosaan/ <i>Rape</i> | - | - | 1 | - |
| Penganiayaan/ <i>Persecution</i> | 11 | 5 | 9 | 5 |
| Perzinahan/ <i>Adultery</i> | 1 | - | - | - |
| Kebakaran/ <i>Fire</i> | - | - | - | 1 |
| Curanmor/ <i>Theft of Motor</i> | 29 | 5 | 25 | 32 |
| Uang Palsu/ <i>Counterfeit Money</i> | - | - | 1 | - |
| Pengroyokan/ <i>Brawl</i> | 7 | 5 | 4 | 3 |
| Narkoba/ <i>Drugs</i> | 19 | 21 | 36 | 35 |
| Perjudian/ <i>Gambling</i> | 9 | 11 | 5 | 1 |
| Lain-Lain/ <i>Others</i> | 28 | 16 | 11 | 28 |
| Purbalingga | 129 | 163 | 192 | 177 |

Sumber/Source: POLRES Kabupaten Purbalingga/ District Police Office of Purbalingga Regency

Tabel 4.3.23
Table

Jumlah Kejahatan yang Dilaporkan, Resiko Penduduk Terkena Kejahatan per 100.000 Penduduk, Persentase Penyelesaian Kejahatan dan Selang Waktu Terjadinya Kejahatan Menurut Kepolisian Sektor di Kabupaten Purbalingga, 2019-2021
Crime Total, Crime Rate per 100.000 Population, Clearance Rate and Crime Clock by Sector Police Office in Purbalingga Regency, 2019-2021

| Kepolisian Sektor Sector Police Office | Jumlah Kejahatan yang Dilaporkan/ <i>Crime Total</i> | | |
|---|--|------------|------------|
| | 2019 | 2020 | 2021 |
| (1) | (2) | (3) | (4) |
| Kemangkon | 9 | 7 | 6 |
| Bukateja | 7 | 5 | 5 |
| Kejobong | 2 | 6 | 3 |
| Pengadegan | 4 | 4 | 4 |
| Kaligondang | 8 | 10 | 4 |
| Purbalingga | 4 | 8 | 5 |
| Kalimanah | 1 | 5 | 2 |
| Padamara | 3 | 7 | 12 |
| Kutasari | 10 | 6 | 15 |
| Bojongsari | 6 | 3 | 3 |
| Mrebet | 6 | 10 | 5 |
| Bobotsari | 4 | 6 | 11 |
| Karangreja | 2 | 10 | 3 |
| Karangjambu | - | - | - |
| Karanganyar | 4 | 4 | 5 |
| Kertanegara | - | - | - |
| Karangmoncol | 4 | 4 | 1 |
| Rembang | 5 | 5 | 5 |
| Polres Purbalingga | 84 | 92 | 88 |
| Purbalingga | 163 | 192 | 177 |

Lanjutan Tabel/Continued Table 4.3.24

| Kepolisian Sektor Sector Police Office | Resiko Penduduk Terkena Kejahatan per 100.000 Penduduk/ Crime Rate per 100.000 Population | | |
|---|--|--------------|--------------|
| | 2019 | 2020 | 2021 |
| (1) | (5) | (6) | (7) |
| Kemangkon | 13,92 | 10,83 | 9,28 |
| Bukateja | 8,9 | 6,35 | 6,35 |
| Kejobong | 3,92 | 11,77 | 5,88 |
| Pengadegan | 9,52 | 9,52 | 9,52 |
| Kaligondang | 12,09 | 15,11 | 6,04 |
| Purbalingga | 6,68 | 13,92 | 8,34 |
| Kalimanah | 1,82 | 9,09 | 3,64 |
| Padamara | 6,49 | 15,14 | 25,95 |
| Kutasari | 15,85 | 9,51 | 23,77 |
| Bojongsari | 9,68 | 4,83 | 4,83 |
| Mrebet | 7,98 | 13,3 | 6,65 |
| Bobotsari | 7,2 | 10,8 | 19,79 |
| Karangreja | 2,47 | 13,71 | 4,11 |
| Karangjambu | - | - | - |
| Karanganyar | 4,6 | 4,6 | 5,75 |
| Kertanegara | - | - | - |
| Karangmoncol | 6,71 | 6,71 | 1,68 |
| Rembang | 7,06 | 7,06 | 7,06 |
| Polres Purbalingga | - | - | 5,30 |
| Purbalingga | 14,87 | 17,52 | 12,95 |

Lanjutan Tabel/*Continued Table* 4.3.24

| Kepolisian Sektor <i>Sector Police Office</i> | Persentase Penyelesaian Kejahatan (Persen)/ <i>Clearance Rate (Percent)</i> | | |
|--|--|--------------|--------------|
| | 2019 | 2020 | 2021 |
| (1) | (8) | (9) | (10) |
| Kemangkong | 88,89 | 42,80 | 50,00 |
| Bukateja | 85,71 | 60,00 | 100,00 |
| Kejobong | 100,00 | 33,30 | 100,00 |
| Pengadegan | 50,00 | 50,00 | 50,00 |
| Kaligondang | 87,50 | 70,00 | 75,00 |
| Purbalingga | 125,00 | 50,00 | 40,00 |
| Kalimanah | 100,00 | 20,00 | 100,00 |
| Padamara | 66,67 | 71,40 | 50,00 |
| Kutasari | 70,00 | 83,30 | 73,33 |
| Bojongsari | 66,67 | 66,60 | 66,67 |
| Mrebet | 100,00 | 30,00 | 60,00 |
| Bobotsari | 100,00 | 50,00 | 81,82 |
| Karangreja | 100,00 | 50,00 | - |
| Karangjambu | - | - | - |
| Karanganyar | 100,00 | 50,00 | 40,00 |
| Kertanegara | - | - | - |
| Karangmoncol | 100,00 | 75,00 | - |
| Rembang | 80,00 | 66,60 | 60,00 |
| Polres Purbalingga | 84,52 | 69,50 | 81,13 |
| Purbalingga | 85,28 | 63,02 | 69,72 |

Lanjutan Tabel/Continued Table 4.3.24

| Kepolisian Sektor Sector Police Office | Selang Waktu Terjadinya Kejahatan (jam)/ Crime Clock (hour) | | |
|---|---|--------------|--------------|
| | 2019 | 2020 | 2021 |
| (1) | (11) | (12) | (13) |
| Kemangkon | 973,33 | 1 234,28 | 1 460,00 |
| Bukateja | 1 251,43 | 1 728,00 | 1 752,00 |
| Kejobong | 4 380,00 | 1 440,00 | 2 920,00 |
| Pengadegan | 2 190,00 | 2 160,00 | 2 190,00 |
| Kaligondang | 1 095,00 | 864,00 | 2 190,00 |
| Purbalingga | 2 190,00 | 1 080,00 | 1 752,00 |
| Kalimanah | 8 760,00 | 1 728,00 | 4 380,00 |
| Padamara | 2 920,00 | 1 234,28 | 730,00 |
| Kutasari | 876,00 | 1 440,00 | 584,00 |
| Bojongsari | 1 460,00 | 2 880,00 | 2 920,00 |
| Mrebet | 1 460,00 | 864,00 | 1 752,00 |
| Bobotsari | 2 190,00 | 1 440,00 | 796,36 |
| Karangreja | 4 380,00 | 864,00 | 2 920,00 |
| Karangjambu | - | - | - |
| Karanganyar | 2 190,00 | 2 160,00 | 1 752,00 |
| Kertanegara | - | - | - |
| Karangmoncol | 2 190,00 | 2 160,00 | 8 760,00 |
| Rembang | 1 752,00 | 1 728,00 | 1 752,00 |
| Polres Purbalingga | 104,29 | 93,91 | 168,28 |
| Purbalingga | 53,74 | 45,63 | 61,69 |

Sumber/Source: POLRES Kabupaten Purbalingga/ District Police Office of Purbalingga Regency

4.4 KEMISKINAN DAN PEMBANGUNAN MANUSIA POVERTY AND HUMAN DEVELOPMENT

Tabel 4.4.1 **Garis Kemiskinan, Jumlah, dan Persentase Penduduk Miskin di Kabupaten Purbalingga, 2013–2021**
Poverty Line, Number, and Percentage of Poor People in Purbalingga Regency, 2013–2021

| Tahun Year | Garis Kemiskinan (rupiah/kapita/bulan) Poverty Line (rupiah/capita/month) | Jumlah Penduduk Miskin (ribu) Number of Poor People (thousand) | Persentase Penduduk Miskin Percentage of Poor People |
|---------------|--|---|---|
| (1) | (2) | (3) | (4) |
| 2013 | 265 262 | 181,10 | 20,53 |
| 2014 | 275 022 | 176,04 | 19,75 |
| 2015 | 283 366 | 176,49 | 19,70 |
| 2016 | 301 862 | 171,78 | 18,98 |
| 2017 | 313 343 | 171,90 | 18,80 |
| 2018 | 324 735 | 144,16 | 15,62 |
| 2019 | 355 702 | 140,07 | 15,03 |
| 2020 | 375 199 | 149,50 | 15,90 |
| 2021 | 384 183 | 153,08 | 16,24 |

Sumber/Source: BPS, Survei Sosial Ekonomi Nasional Maret/BPS-Statistics Indonesia, March National Socio Economic Survey

Tabel 4.4.2 **Indeks Kedalaman Kemiskinan dan Indeks Keparahan Kemiskinan di Kabupaten Purbalingga, 2013–2021**
Poverty Gap Index and Poverty Severity Index in Purbalingga Regency, 2013–2021

| Tahun Year | Indeks Kedalaman Kemiskinan Poverty Gap Index | Indeks Keparahan Kemiskinan Poverty Severity Index |
|---------------|--|---|
| (1) | (2) | (3) |
| 2013 | 3,20 | 0,73 |
| 2014 | 3,26 | 0,80 |
| 2015 | 3,37 | 0,85 |
| 2016 | 3,85 | 1,20 |
| 2017 | 2,79 | 0,68 |
| 2018 | 2,79 | 0,74 |
| 2019 | 2,24 | 0,47 |
| 2020 | 2,32 | 0,43 |
| 2021 | 2,10 | 0,41 |

Sumber/Source: BPS, Survei Sosial Ekonomi Nasional Maret/BPS-Statistics Indonesia, March National Socio Economic Survey

Tabel
Table 4.4.3**Perkembangan Tahapan Keluarga Sejahtera Menurut
Kecamatan di Kabupaten Purbalingga, 2020**
*Development Phase of Family Prosperous by Subdistrict in
Purbalingga Regency, 2020*

| Kecamatan Subdistrict | Jumlah Keluarga/ Total Family | Keluarga Pra Sejahtera Family Pra Prosperous | |
|--------------------------|----------------------------------|---|--------------------------|
| | | Jumlah Total | Persentase Percentage |
| (1) | (2) | (3) | (4) |
| Kemangkon | 20 390 | 2 847 | 13,96 |
| Bukateja | 23 816 | 4 904 | 20,59 |
| Kejobong | 16 714 | 4 299 | 25,72 |
| Pengadegan | 13 202 | 3 406 | 25,80 |
| Kaligondang | 21 189 | 3 797 | 17,92 |
| Purbalingga | 17 553 | 878 | 5,00 |
| Kalimanah | 18 092 | 1 414 | 7,82 |
| Padamara | 13 912 | 1 100 | 7,91 |
| Kutasari | 19 935 | 3 287 | 16,49 |
| Bojongsari | 19 068 | 2 431 | 12,75 |
| Mrebet | 25 145 | 4 555 | 18,11 |
| Bobotsari | 16 856 | 2 998 | 17,79 |
| Karangreja | 14 232 | 2 074 | 14,57 |
| Karangjambu | 8 046 | 2 707 | 33,64 |
| Karanganyar | 12 597 | 2 403 | 19,08 |
| Kertanegara | 11 271 | 1 132 | 10,04 |
| Karangmoncol | 17 103 | 3 207 | 18,75 |
| Rembang | 20 152 | 5 057 | 25,09 |
| Purbalingga | 309 273 | 52 496 | 16,97 |

Lanjutan Tabel/Continued Table 4.4.3

| Kecamatan Subdistrict | Keluarga Sejahtera Family Prosperous | |
|--------------------------|---|--------------------------|
| | Jumlah Total | Persentase Percentage |
| (1) | (5) | (6) |
| Kemangkon | 17 543 | 86,04 |
| Bukateja | 18 912 | 79,41 |
| Kejobong | 12 415 | 74,28 |
| Pengadegan | 9 796 | 74,20 |
| Kaligondang | 17 392 | 82,08 |
| Purbalingga | 16 675 | 95,00 |
| Kalimanah | 16 648 | 92,02 |
| Padamara | 12 812 | 92,09 |
| Kutasari | 16 648 | 83,51 |
| Bojongsari | 16 637 | 87,25 |
| Mrebet | 20 590 | 81,89 |
| Bobotsari | 13 858 | 82,21 |
| Karangreja | 12 158 | 85,43 |
| Karangjambu | 5 339 | 66,36 |
| Karanganyar | 10 194 | 80,92 |
| Kertanegara | 10 139 | 89,96 |
| Karangmoncol | 13 896 | 81,25 |
| Rembang | 15 095 | 74,91 |
| Purbalingga | 256 747 | 83,02 |

Catatan/Note: Data tahun 2021 tidak tersedia/ 2021, data not available

Sumber/Source: Dinsos Dalduk KB P3A Kabupaten Purbalingga/
Social, Population Control and Family Planning, Women's Empowerment and Child Protection Services Office

Tabel 4.4.4
Table

Jumlah Penerima Bantuan (Kepala Keluarga) dan Anggaran Bantuan Sosial Pangan Menurut Kecamatan di Kabupaten Purbalingga, 2021
Number of Aid Recipients (Head of Household) and Food Social Assistance Budget by Subdistrict in Purbalingga Regency, 2021

| Kecamatan Subdistrict | Jumlah Penerima Bantuan (Kepala Keluarga) Number of Beneficiaries (Head of Household) | |
|--------------------------|--|------------------------|
| | Rencana/ Planning | Realisasi/ Realization |
| (1) | (2) | (3) |
| Kemangkon | 7 521 | 7 521 |
| Bukateja | 8 599 | 8 599 |
| Kejobong | 6 397 | 6 397 |
| Pengadegan | 5 642 | 5 642 |
| Kaligondang | 6 936 | 6 936 |
| Purbalingga | 3 185 | 3 185 |
| Kalimanah | 3 588 | 3 588 |
| Padamara | 4 662 | 4 662 |
| Kutasari | 8 848 | 8 848 |
| Bojongsari | 6 362 | 6 362 |
| Mrebet | 8 778 | 8 778 |
| Bobotsari | 6 242 | 6 242 |
| Karangreja | 6 584 | 6 584 |
| Karangjambu | 2 837 | 2 837 |
| Karanganyar | 5 258 | 5 258 |
| Kertanegara | 4 559 | 4 559 |
| Karangmoncol | 5 541 | 5 541 |
| Rembang | 6 836 | 6 836 |
| Purbalingga | 108 375 | 108 375 |

Lanjutan Tabel/Continued Table 4.4.4

| Kecamatan Subdistrict | Jumlah Anggaran (ribu rupiah) Budget Amount (thousand rupiahs) | |
|--------------------------|---|--------------------------|
| | Jumlah Total | Persentase Percentage |
| (1) | (4) | (5) |
| Kemangkon | 1 504 200 | 1 504 200 |
| Bukateja | 1 719 800 | 1 719 800 |
| Kejobong | 1 279 400 | 1 279 400 |
| Pengadegan | 1 128 400 | 1 128 400 |
| Kaligondang | 1 387 200 | 1 387 200 |
| Purbalingga | 637 000 | 637 000 |
| Kalimanah | 717 600 | 717 600 |
| Padamara | 932 400 | 932 400 |
| Kutasari | 1 769 600 | 1 769 600 |
| Bojongsari | 1 272 400 | 1 272 400 |
| Mrebet | 1 755 600 | 1 755 600 |
| Bobotsari | 1 248 400 | 1 248 400 |
| Karangreja | 1 316 800 | 1 316 800 |
| Karangjambu | 567 400 | 567 400 |
| Karanganyar | 1 051 600 | 1 051 600 |
| Kertanegara | 911 800 | 911 800 |
| Karangmoncol | 1 108 200 | 1 108 200 |
| Rembang | 1 367 200 | 1 367 200 |
| Purbalingga | 21 675 000 | 21 675 000 |

Sumber/Source: Dinsos Dalduk KB P3A Kabupaten Purbalingga/
Social, Population Control and Family Planning, Women's Empowerment and Child Protection Services Office

Tabel
Table 4.4.5

**Indeks Pembangunan Manusia dan Indikator
Penyusunnya di Kabupaten Purbalingga, 2013-2021**
*Human Development Index and Compiler Indicator in
Purbalingga Regency, 2013-2021*


| Tahun Year | Indeks Pembangunan Manusia/ Human Development Index | Usia Harapan Hidup Saat Lahir (tahun)/ Live Expectancy (years) | Harapan Lama Sekolah (tahun)/ Expected Years of Schooling (years) |
|---------------|--|---|--|
| (1) | (2) | (3) | (4) |
| 2013 | 65,53 | 72,76 | 11,1 |
| 2014 | 66,23 | 72,8 | 11,51 |
| 2015 | 67,03 | 72,81 | 11,78 |
| 2016 | 67,48 | 72,86 | 11,93 |
| 2017 | 67,72 | 72,91 | 11,94 |
| 2018 | 68,41 | 72,98 | 11,95 |
| 2019 | 68,99 | 73,02 | 11,98 |
| 2020 | 68,97 | 73,14 | 11,99 |
| 2021 | 69,15 | 73,21 | 12,00 |

Sumber/Source: Badan Pusat Statistik/BPS-Statistics Indonesia

Lanjutan Tabel/Continued Table 4.4.5

| Tahun Year | Rata-rata Lama Sekolah (tahun)/ Mean Years of Schooling (years) | Pengeluaran Per Kapita Disesuaikan (ribu rupiah/ orang/tahun)/ Average Expenditure per Capita (thousand rupiahs/ people/year) |
|---------------|--|--|
| (1) | (5) | (6) |
| 2013 | 6,68 | 8 535,28 |
| 2014 | 6,84 | 8 538,62 |
| 2015 | 6,85 | 8 938,00 |
| 2016 | 6,86 | 9 159,00 |
| 2017 | 6,87 | 9 340,00 |
| 2018 | 7,00 | 9 786,00 |
| 2019 | 7,14 | 10 131,00 |
| 2020 | 7,24 | 9 914,00 |
| 2021 | 7,25 | 10 032,00 |

Sumber/Source: Badan Pusat Statistik/BPS-Statistics Indonesia



PRODUKSI AYAM RAS TURUN 33 persen

Layer production decrease 33 percent

9.654

*Ayam Ras
Layer*



214

*Puyuh
Quail*



844

*Itik
Duck*



1.629

*Ayam Buras
Native Chicken*



PENJELASAN TEKNIS

1. Lahan sawah adalah lahan pertanian yang berpetak-petak dan dibatasi oleh pematang (galengan), saluran untuk menahan/ menyalurkan air, yang biasanya ditanami padi sawah tanpa memandang dari mana diperoleh atau status lahan tersebut. Lahan yang dimaksud termasuk lahan yang terdaftar di Pajak Bumi Bangunan, luran Pembangunan Daerah, lahan bengkok, lahan serobotan, lahan rawa yang ditanami padi dan lahan bekas tanaman tahunan yang telah dijadikan sawah, baik yang ditanami padi, palawija atau tanaman semusim lainnya.
2. Tegall/Kebun adalah lahan pertanian bukan sawah (lahan kering) yang ditanami tanaman semusim atau tahunan dan terpisah dengan halaman sekitar rumah serta penggunaannya tidak berpindah pindah.
3. Ladang/Huma adalah lahan pertanian bukan sawah (lahan kering) yang biasanya ditanami tanaman semusim dan penggunaannya hanya semusim atau dua musim, kemudian akan ditinggalkan bila sudah tidak subur lagi (berpindah-pindah). Kemungkinan lahan ini beberapa tahun kemudian akan dikerjakan kembali jika sudah subur.

TECHNICAL NOTES

1. *Wetland is agricultural land that separated by small dykes to resist water, where the main crop is usually wetland paddy without considering where it is got from or the status of the land. It includes the land that is registered at land income tax office, regional development contribution, 'bengkok' land, illegal ownership, swamps for rice cultivation, and annual crop land mark that has been used as rice field, which are both planted with paddy, secondary crops or the other seasonal crops.*
2. *Dry field/Garden is a dryland (unirrigated land) which is planted with seasonal or annual crops and separately from the yard around the house without shifting.*
3. *Unirrigated agricultural field / Shifting cultivation land is dryland (unirrigated land) that usually is cultivated for seasonal crops and utilized only for one or two seasons, then it will be left when it is not fertile (shifting). Maybe, this land will be used again in a few years if it has been fertile.*

4. Lahan yang sementara tidak diusahakan adalah lahan yang biasanya diusahakan tetapi untuk sementara (lebih dari 1 (satu) tahun tetapi kurang dari atau sama dengan 2 (dua) tahun) tidak diusahakan, termasuk lahan sawah yang tidak diusahakan selama lebih dari 2 (dua) tahun.
 5. Data pokok tanaman pangan yang dikumpulkan adalah luas panen dan produktivitas (hasil per hektar). Produksi tanaman pangan merupakan hasil perkalian antara luas panen dengan produktivitas. Pengumpulan data luas panen dilakukan setiap bulan dengan pendekatan area kecamatan di seluruh wilayah Indonesia. Pengumpulan data produktivitas dilakukan melalui pengukuran langsung pada plot ubinan berukuran 2½m x 2½m. Pengumpulan data produktivitas dilakukan setiap subround (empat bulanan) pada waktu panen petani.
 6. Data produksi padi dan palawija yang disajikan adalah dalam kualitas: gabah kering giling (padi), pipilan kering (jagung), biji kering (kedelai dan kacang tanah), dan umbi basah (ubi kayu dan ubi jalar).
4. *Temporarily unused land is land that is regularly used but temporarily (more than a year but less or equal than two years) is unused, it includes wetland that is not cultivated more than two years.*
 5. *The main food crops data collected consists of harvested area and productivity (yield per hectare). Food crops production is generated by harvested area multiplied by productivity. The harvested area data is collected every month using sub district area approach in all subdistrict in Indonesia. The productivity data collection is conducted by a direct measurement in 2½m x 2½m crop cutting plot. The productivity measurement conducted in every subround (four monthly) at the time when farmers harvesting their crops.*
 6. *Production of paddy and secondary crops data are presented in the form of dry unhusked rice (paddy), dry loose maize (maize), dry shells crops (soybeans and peanuts), and fresh roots (cassava and sweet potatoes).*

7. Luas panen tanaman hortikultura adalah luas tanaman sayuran, buah-buahan, biofarmaka, dan tanaman hias yang diambil hasilnya/dipanen pada periode pelaporan.
8. Produksi hortikultura adalah hasil menurut bentuk produk dari setiap tanaman sayuran, buah-buahan, biofarmaka dan tanaman hias yang diambil berdasarkan luas yang dipanen/ tanaman yang menghasilkan pada bulan/ triwulan laporan.
7. *Harvested area of horticulture is area which vegetable, fruit, medicinal and ornamental plant of crop harvested during the period of report.*
8. *Horticulture production is standard production quantity form of vegetable, fruit, medicinal and ornamental plant based on harvested area/the number of production plants reported monthly/quarterly.*

ULASAN

Sub sektor Tanaman Pangan merupakan salah satu sub sektor pertanian. Sub sektor ini mencakup tanaman padi (padi sawah dan padi ladang), jagung, ubi kayu, ubi jalar, kacang tanah dan kacang kedelai.

Luas panen tanaman padi sawah pada tahun 2021 tercatat 32.834,00 hektar. Luas panen mengalami kenaikan dari tahun 2020 sebesar 1,5 persen. Namun sebaliknya pada luas panen padi ladang tahun 2021 mengalami kenaikan yang cukup signifikan (dari 1 hektar pada tahun 2020 menjadi 36,00 hektar pada tahun 2021).

Luas panen jagung tahun 2021 mengalami penurunan dibandingkan tahun 2020 (dari 10.718,80 hektar tahun 2020 menjadi 6.438,20 hektar pada tahun 2021).

Tiga jenis sayur-sayuran yang paling diminati para petani untuk ditanam di Kabupaten Purbalingga pada tahun 2021 adalah bawang daun, kubis, dan peterseli.

Dari berbagai jenis sayuran tersebut yang memiliki luas panen terluas adalah bawang daun yaitu seluas 653 ha dan menghasilkan 67.804 kw tahun 2021.

Kedua adalah kubis dengan luas 535 ha dan menghasilkan 134.976 kw pada tahun 2021. Sedangkan yang lain berkisar antara 0-466 ha.

Jenis tanaman buah-buahan diantaranya yang merupakan tiga peringkat paling banyak berproduksi

DESCRIPTION

Food Crops sub-sector is one of the agricultural sub-sectors. This sub-sector includes wetland paddy and dryland paddy, maize, cassava, sweet potatoes, peanuts and soybeans.

Harvested Area wetland paddy in 2021 are 32.834,00 hectares. In other side, dryland paddy harvested area in 2021 increased significantly (from 1 hectares in 2020 to 36,00 hectares at 2021).

Harvested area of maize in 2021 decreased significantly from 10.718,80 hectare in 2020 to 6.438,20 hectare in 2021).

Three types of vegetables are most interested farmers for planting in Purbalingga Regency in 2021 are welch onion, mushroom and chinese cabbage.

Of the various types of vegetables that have the largest harvested area, welch onion that an area of 653 ha and produce 67.804 quintal in 2021.

Second is mushroom with area 535 ha and produce 134.976 quintal in 2021. While others range between 0-466 ha.

Type of fruits which are three highest ranked most produced at 2021 are pineapple, banana and papaya.

pada tahun 2021 adalah nanas, pisang dan pepaya.

Dari beberapa jenis tersebut yang paling banyak berproduksi adalah nanas sebanyak 34.260.497 pohon dengan angka produksi yang mencapai 2.664.700 kw. Yang kedua adalah buah pisang mencapai 239.377 pohon dengan produksi 158.311 kw.

Tanaman perkebunan yang dominan ditanam oleh para petani adalah kelapa, kopi dan tebu. Dari luas areal tanaman kelapa seluas 16.606,93 ha dapat menghasilkan 11.565,66 ton kopra dan 55.623,19 ton gula. Luas areal tanam kopi 1.109,61 ha dapat menghasilkan 291,00 ton ose.

Populasi dan produksi ternak dan unggas di Kabupaten Purbalingga tahun 2021 memiliki kecenderungan mengalami peningkatan. Populasi ternak sapi potong mengalami peningkatan dari 12.450 ekor menjadi 12.526 ekor. Populasi ayam buras di tahun 2021 mengalami peningkatan yaitu 829.801 menjadi 829.820 ekor. Kenaikan juga terjadi pada populasi ayam ras, yang pada tahun 2020 terdapat 5.909.501 ekor tahun 2021 menjadi 5.912.911 ekor.

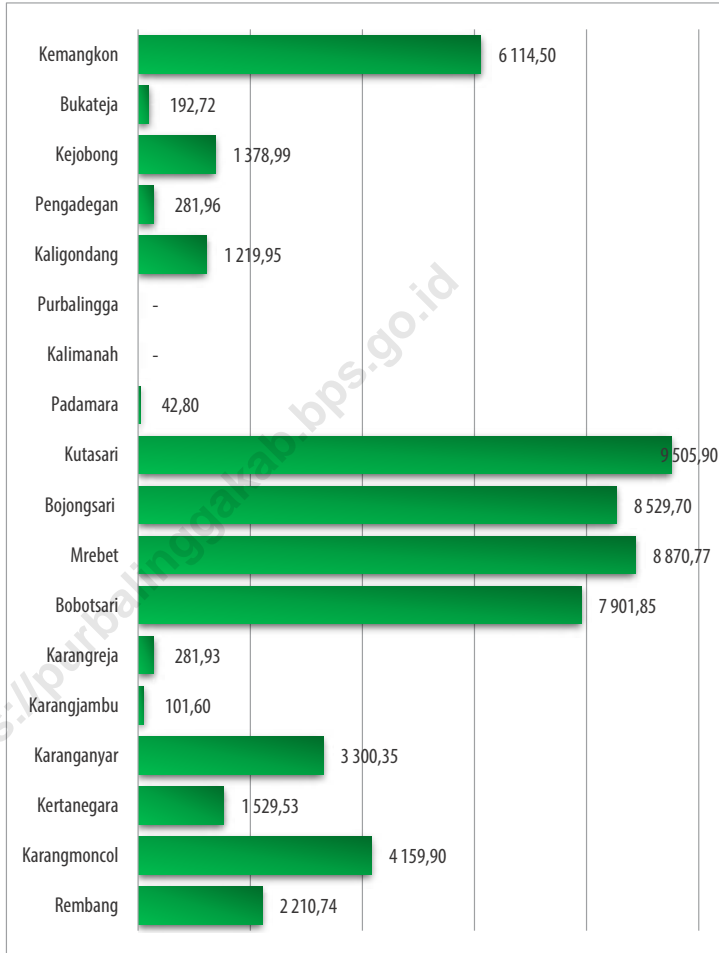
Some of the most widely produced as many as 34.260.497 pineapple with a production reached 2.664.700 quintal. Second, banana 239.377 trees and production reached 158.311 quintal.

Dominant estate crops planted by farmers are coconut, coffee and sugar cane. From 16.606,93 ha harvested area of coconut can produce 11.565,66 tons of copra and 55.623,19 tons of crystal sugar. 1.109,61 ha harvested area of coffee can produce 291,00 ton ose.

Population and production of livestock and poultry in Purbalingga Regency 2021 has escalation trend. Number of beef cattle has increasing from 12.450 become 12.526 tail. Native chicken in 2021 increased from 829.801 into 829.820 tail. Increasing also occurred in broilers population, which in 2020 there were 5,909,501 tails in 2021 to 5,912,911 tails.

Gambar 5.1
Figures

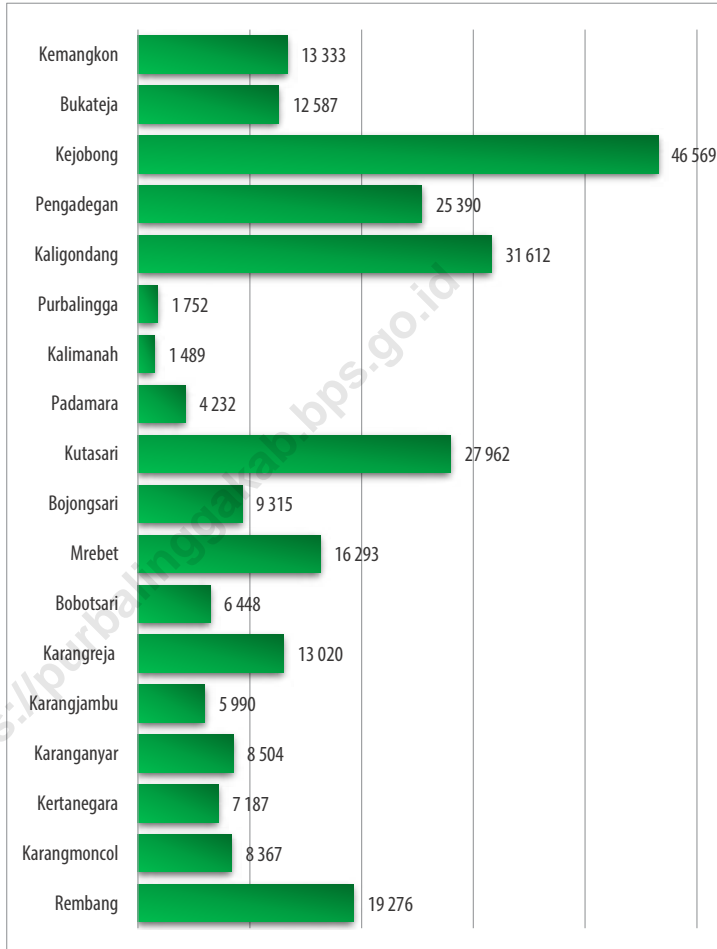
Produksi Kelapa Deres Menurut Kecamatan di Kabupaten Purbalingga (ton), 2021
Production of Coconut for Sugar by Subdistrict in Purbalingga Regency (ton), 2021



Sumber/Source: Dinas Pertanian Kabupaten Purbalingga Melalui Survei Pertanian Perkebunan/Agriculture Department of Purbalingga Regency Through Agriculture Survey for Horticulture

Gambar 5.2
Figures

Populasi Ternak Kambing Menurut Kecamatan di Kabupaten Purbalingga, 2021
Population of Goats by Subdistrict in Purbalingga Regency, 2021



Sumber/Source: Dinas Pertanian Kabupaten Purbalingga/Agriculture Department of Purbalingga Regency

**5.1 TANAMAN PANGAN
FOOD CROPS**

Tabel 5.1.1 **Luas Panen dan Produksi Padi Menurut Kecamatan di Kabupaten Purbalingga, 2021**
Harvested Area and Production of Paddy by Subdistrict in Purbalingga Regency, 2021

| Kecamatan Subdistrict | Luas Panen Harvested Area (hektar/hectare) | Produksi Production (ton/ton) |
|--------------------------|--|-------------------------------------|
| (1) | (2) | (3) |
| Kemangkon | 3 984,60 | 21 377,38 |
| Bukateja | 3 649,30 | 19 578,49 |
| Kejobong | 422,80 | 2 268,32 |
| Pengadegan | 44,40 | 238,21 |
| Kaligondang | 1 990,50 | 10 679,03 |
| Purbalingga | 1 122,20 | 6 020,60 |
| Kalimanah | 2 427,60 | 13 024,07 |
| Padamara | 2 206,50 | 11 837,87 |
| Kutasari | 1 706,40 | 9 154,84 |
| Bojongsari | 1 965,70 | 10 545,98 |
| Mrebet | 2 124,30 | 11 396,87 |
| Bobotsari | 1 901,10 | 10 199,40 |
| Karangreja | 551,80 | 2 960,41 |
| Karangjambu | 1 198,60 | 6 430,49 |
| Karanganyar | 2 295,70 | 12 316,43 |
| Kertanegara | 1 137,30 | 6 101,61 |
| Karangmoncol | 2 595,00 | 13 922,18 |
| Rembang | 1 546,20 | 8 295,36 |
| Purbalingga | 32 870,00 | 176 347,54 |

Sumber/Source: Dinas Pertanian Kabupaten Purbalingga Melalui Laporan Statistik Pertanian Tanaman Pangan/Agriculture Department of Purbalingga Regency Through Statistic Report of Food Crops

Tabel
Table 5.1.2

**Produksi Padi Setara Beras Menurut Kecamatan di
Kabupaten Purbalingga, 2021**
*Rice Equivalent Production by Subdistrict in Purbalingga
Regency, 2021*

| Kecamatan Subdistrict | Produksi Padi Paddy Production (ton GKG/tons of dry milled grain) | Produksi Production (ton/ton) |
|--------------------------|--|-------------------------------------|
| (1) | (2) | (3) |
| Kemangkong | 21 377,38 | 13 685,80 |
| Bukateja | 19 578,49 | 12 534,15 |
| Kejobong | 2 268,32 | 1 452,18 |
| Pengadegan | 238,21 | 152,50 |
| Kaligondang | 10 679,03 | 6 836,72 |
| Purbalingga | 6 020,60 | 3 854,39 |
| Kalimanah | 13 024,07 | 8 338,01 |
| Padamara | 11 837,87 | 7 578,61 |
| Kutasari | 9 154,84 | 5 860,93 |
| Bojongsari | 10 545,98 | 6 751,54 |
| Mrebet | 11 396,87 | 7 296,28 |
| Bobotsari | 10 199,40 | 6 529,66 |
| Karangreja | 2 960,41 | 1 895,25 |
| Karangjambu | 6 430,49 | 4 116,80 |
| Karanganyar | 12 316,43 | 7 884,98 |
| Kertanegara | 6 101,61 | 3 906,25 |
| Karangmoncol | 13 922,18 | 8 912,98 |
| Rembang | 8 295,36 | 5 310,69 |
| Purbalingga | 176 347,54 | 112 897,72 |

Sumber/Source: Dinas Pertanian Kabupaten Purbalingga Melalui Laporan Statistik Pertanian Tanaman Pangan/Agriculture Department of Purbalingga Regency Through Statistic Report of Food Crops

Tabel
Table 5.1.3

Luas Lahan Sawah Menurut Kecamatan dan Jenis Pengairan di Kabupaten Purbalingga (hektar), 2021
Area of Wetland by Subdistrict and Type of Irrigation in Purbalingga Regency (hectare), 2021

| Kecamatan Subdistrict | Irigasi Irrigation | Non Irigasi Non Irrigation | Jumlah Total |
|--------------------------|-----------------------|-------------------------------|------------------|
| (1) | (2) | (3) | (4) |
| Kemangkong | 2 210,00 | 86,60 | 2 296,60 |
| Bukateja | 2 380,10 | - | 2 380,10 |
| Kejobong | 215,00 | 5,00 | 220,00 |
| Pengadegan | 5,00 | 83,20 | 88,20 |
| Kaligondang | 570,50 | 495,00 | 1 065,50 |
| Purbalingga | 565,40 | - | 565,40 |
| Kalimanah | 1 277,70 | - | 1 277,70 |
| Padamara | 1 120,20 | - | 1 120,20 |
| Kutasari | 908,40 | - | 908,40 |
| Bojongsari | 894,20 | 84,80 | 979,00 |
| Mrebet | 1 064,00 | 213,00 | 1 277,00 |
| Bobotsari | 1 042,90 | - | 1 042,90 |
| Karangreja | 301,50 | 169,00 | 470,50 |
| Karangjambu | 481,20 | 188,30 | 669,50 |
| Karanganyar | 844,50 | 307,00 | 1 151,50 |
| Kertanegara | 856,50 | 16,00 | 872,50 |
| Karangmoncol | 858,70 | 572,00 | 1 430,70 |
| Rembang | 320,30 | 594,60 | 914,90 |
| Purbalingga | 15 916,10 | 2 814,50 | 18 730,60 |

Sumber/Source: Dinas Pertanian Kabupaten Purbalingga melalui Laporan Statistik Pertanian Lahan/Agriculture Department of Purbalingga Regency through Statistic Report of Agricultural Land

Tabel 5.1.4 Luas Panen Padi Sawah dan Padi Ladang Menurut Kecamatan di Kabupaten Purbalingga (hektar), 2021
Table 5.1.4 *Harvested Area of Wetland and Dryland Paddy by Subdistrict in Purbalingga Regency (hectare), 2021*

| Kecamatan Subdistrict | Padi Sawah Wetland Paddy | Padi Ladang Dryland Paddy |
|--------------------------|-----------------------------|------------------------------|
| (1) | (2) | (3) |
| Kemangkon | 3 948,60 | 36,00 |
| Bukateja | 3 649,30 | - |
| Kejobong | 422,80 | - |
| Pengadegan | 44,40 | - |
| Kaligondang | 1 990,50 | - |
| Purbalingga | 1 122,20 | - |
| Kalimanah | 2 427,60 | - |
| Padamara | 2 206,50 | - |
| Kutasari | 1 706,40 | - |
| Bojongsari | 1 965,70 | - |
| Mrebet | 2 124,30 | - |
| Bobotsari | 1 901,10 | - |
| Karangreja | 551,80 | - |
| Karangjambu | 1 198,60 | - |
| Karanganyar | 2 295,70 | - |
| Kertanegara | 1 137,30 | - |
| Karangmoncol | 2 595,00 | - |
| Rembang | 1 546,20 | - |
| Purbalingga | 32 834,00 | 36,00 |

Sumber/Source: Dinas Pertanian Kabupaten Purbalingga melalui Laporan Statistik Pertanian Lahan/Agriculture Department of Purbalingga Regency through Statistic Report of Agricultural Land

Tabel
Table 5.1.5

Luas Panen Jagung, Kedelai, Kacang Tanah, Kacang Hijau, Ubi Kayu, Ubi Jalar Menurut Kecamatan di Kabupaten Purbalingga (hektar), 2021
Harvested Area of Maize, Soybean, Peanut, Mungbean, Cassava, and Sweet Potato by Subdistrict in Purbalingga Regency (hectare), 2021

| Kecamatan Subdistrict | Jagung Maize | Kedelai Soybean | Kacang Tanah Peanut | Kacang Hijau Mungbean | Ubi Kayu Cassava | Ubi Jalar Sweet Potato |
|--------------------------|-----------------|--------------------|---------------------------|-----------------------------|---------------------|---------------------------|
| (1) | (2) | (3) | (4) | (5) | (6) | (7) |
| Kemangkong | 363,00 | 228,90 | 37,00 | 9,00 | 10,00 | - |
| Bukateja | 204,60 | - | 14,00 | - | 33,00 | 1,00 |
| Kejobong | 130,00 | - | - | - | 592,00 | - |
| Pengadegan | 372,00 | - | 11,00 | - | 179,00 | - |
| Kaligondang | 384,60 | - | 24,20 | - | 99,00 | - |
| Purbalingga | 53,00 | - | - | - | - | - |
| Kalimanah | 10,60 | - | - | - | - | - |
| Padamara | 265,00 | - | 2,90 | - | - | - |
| Kutasari | 936,30 | - | 6,80 | - | 43,00 | 1,00 |
| Bojongsari | 643,60 | - | 31,60 | - | - | - |
| Mrebet | 896,20 | - | 81,40 | 15,30 | 34,60 | 124,30 |
| Bobotsari | 199,00 | - | 5,00 | - | 2,00 | 1,00 |
| Karangreja | 632,20 | - | 15,40 | - | 1,00 | 16,80 |
| Karangjambu | 648,60 | - | - | - | 3,00 | 4,00 |
| Karanganyar | 105,40 | 6,70 | 13,60 | 1,00 | 20,80 | 11,10 |
| Kertanegara | 377,90 | - | 17,50 | - | 17,00 | 5,00 |
| Karangmoncol | 137,70 | - | - | - | 7,00 | 2,00 |
| Rembang | 78,50 | 18,10 | - | - | 72,00 | - |
| Purbalingga | 6 438,20 | 295,90 | 260,40 | 25,30 | 1 113,40 | 174,20 |

Sumber/Source: Dinas Pertanian Kabupaten Purbalingga melalui Laporan Statistik Pertanian Lahan/Agriculture Department of Purbalingga Regency through Statistic Report of Agricultural Land

Tabel
Table 5.1.6

**Luas Panen Menurut Kecamatan dan Subround di
Kabupaten Purbalingga (hektar), 2021**
*Harvested Area of Wetland Paddy by Subdistrict and
Subround in Purbalingga Regency (hektare), 2021*

| Kecamatan Subdistrict | Luas Panen SR 1 Jan-Apr Harvested Area Subround 1 Jan-Apr | Luas Panen SR 2 Mei-Agust Harvested Area Subround 2 May- Agust | Luas Panen SR 3 Sept-Des Harvested Area Subround 3 Sept-Dec | Luas Panen Total Total Harvested Area |
|--------------------------|---|--|---|---|
| (1) | (2) | (3) | (4) | (5) |
| Kemangkön | 1 972,90 | 772,90 | 1 202,80 | 3 948,60 |
| Bukateja | 790,10 | 1 683,50 | 1 175,70 | 3 649,30 |
| Kejobong | 33,50 | 183,70 | 205,60 | 422,80 |
| Pengadegan | 22,20 | 13,60 | 8,60 | 44,40 |
| Kaligondang | 583,90 | 435,20 | 971,40 | 1 990,50 |
| Purbalingga | 419,40 | 202,00 | 500,80 | 1 122,20 |
| Kalimanah | 1 199,40 | 376,90 | 851,30 | 2 427,60 |
| Padamara | 863,70 | 784,30 | 558,50 | 2 206,50 |
| Kutasari | 493,60 | 704,90 | 507,90 | 1 706,40 |
| Bojongsari | 654,30 | 518,40 | 793,00 | 1 965,70 |
| Mrebet | 879,90 | 573,90 | 670,50 | 2 124,30 |
| Bobotsari | 773,80 | 541,00 | 586,30 | 1 901,10 |
| Karangreja | 176,90 | 232,50 | 142,40 | 551,80 |
| Karangjambu | 427,70 | 595,90 | 175,00 | 1 198,60 |
| Karanganyar | 742,30 | 775,70 | 777,70 | 2 295,70 |
| Kertanegara | 475,30 | 447,70 | 214,30 | 1 137,30 |
| Karangmoncol | 694,40 | 925,00 | 975,60 | 2 595,00 |
| Rembang | 630,20 | 676,40 | 239,60 | 1 546,20 |
| Purbalingga | 11 833,50 | 10 443,50 | 10 557,00 | 32 834,00 |

Sumber/Source: Dinas Pertanian Kabupaten Purbalingga melalui Laporan Statistik Pertanian Lahan/Agriculture Department of Purbalingga Regency through Statistic Report of Agricultural Land

Tabel
Table 5.1.7

Luas Panen Padi Ladang Menurut Kecamatan dan Subround di Kabupaten Purbalingga (hektar), 2021
Harvested Area of Dryland Paddy by Subdistrict and Subround in Purbalingga Regency (hectare), 2021

| Kecamatan Subdistrict | Luas Panen SR 1 Jan-Apr Harvested Area Subround 1 Jan-Apr | Luas Panen SR 2 Mei-Agust Harvested Area Subround 2 May- Agust | Luas Panen SR 3 Sept-Des Harvested Area Subround 3 Sept-Dec | Luas Panen Total Total Harvested Area |
|--------------------------|---|--|---|---|
| (1) | (2) | (3) | (4) | (5) |
| Kemangkön | 36,00 | - | - | 36,00 |
| Bukateja | - | - | - | - |
| Kejobong | - | - | - | - |
| Pengadegan | - | - | - | - |
| Kaligondang | - | - | - | - |
| Purbalingga | - | - | - | - |
| Kalimanah | - | - | - | - |
| Padamara | - | - | - | - |
| Kutasari | - | - | - | - |
| Bojongsari | - | - | - | - |
| Mrebet | - | - | - | - |
| Bobotsari | - | - | - | - |
| Karangreja | - | - | - | - |
| Karangjambu | - | - | - | - |
| Karanganyar | - | - | - | - |
| Kertanegara | - | - | - | - |
| Karangmoncol | - | - | - | - |
| Rembang | - | - | - | - |
| Purbalingga | 36,00 | - | - | 36,00 |

Sumber/Source: Dinas Pertanian Kabupaten Purbalingga melalui Laporan Statistik Pertanian Lahan/Agriculture Department of Purbalingga Regency through Statistic Report of Agricultural Land

Tabel
Table 5.1.8

Luas Panen Jagung Menurut Kecamatan dan Subround di Kabupaten Purbalingga, 2021
Harvested Area of Maize by Subdistrict and Subround in Purbalingga Regency, 2021

| Kecamatan Subdistrict | Luas Panen SR 1 Jan-Apr Harvested Area Subround 1 Jan-Apr | Luas Panen SR 2 Mei-Agust Harvested Area Subround 2 May- Agust | Luas Panen SR 3 Sept-Des Harvested Area Subround 3 Sept-Dec | Luas Panen Total Total Harvested Area |
|----------------------------------|--|---|--|--|
| (1) | (2) | (3) | (4) | (5) |
| Kemangkon | 125,00 | 96,00 | 142,00 | 363,00 |
| Bukateja | 16,00 | 9,00 | 179,60 | 204,60 |
| Kejobong | 66,00 | 54,00 | 10,00 | 130,00 |
| Pengadegan | 357,00 | 12,00 | 3,00 | 372,00 |
| Kaligondang | 202,00 | 51,00 | 131,60 | 384,60 |
| Purbalingga | 8,00 | 18,00 | 27,00 | 53,00 |
| Kalimamah | - | 4,80 | 5,80 | 10,60 |
| Padamara | 97,60 | 71,80 | 95,60 | 265,00 |
| Kutasari | 445,30 | 260,10 | 230,90 | 936,30 |
| Bojongsari | 276,40 | 164,40 | 202,80 | 643,60 |
| Mrebet | 270,70 | 316,60 | 308,90 | 896,20 |
| Bobotsari | 55,50 | 51,70 | 91,80 | 199,00 |
| Karangreja | 129,00 | 110,00 | 393,20 | 632,20 |
| Karangjambu | 223,80 | 21,10 | 403,70 | 648,60 |
| Karanganyar | 32,50 | 34,50 | 38,40 | 105,40 |
| Kertanegara | 109,00 | 143,50 | 125,40 | 377,90 |
| Karangmoncol | 37,30 | 28,70 | 71,70 | 137,70 |
| Rembang | 40,20 | - | 38,30 | 78,50 |
| Purbalingga | 2 491,30 | 1 447,20 | 2 499,70 | 6 438,20 |

Sumber/Source: Dinas Pertanian Kabupaten Purbalingga melalui Laporan Statistik Pertanian Lahan/Agriculture Department of Purbalingga Regency through Statistic Report of Agricultural Land

Tabel
Table 5.1.9

Luas Panen Ketela Pohon Menurut Kecamatan dan Subround di Kabupaten Purbalingga (hektar), 2021
Harvested Area of Cassava by Subdistrict and Subround in Purbalingga Regency, 2021

| Kecamatan Subdistrict | Luas Panen SR 1 Jan-Apr Harvested Area Subround 1 Jan-Apr | Luas Panen SR 2 Mei-Agust Harvested Area Subround 2 May- Agust | Luas Panen SR 3 Sept-Des Harvested Area Subround 3 Sept-Dec | Luas Panen Total Total Harvested Area |
|----------------------------------|--|---|--|--|
| (1) | (2) | (3) | (4) | (5) |
| Kemangkon | - | - | 10,00 | 10,00 |
| Bukateja | 25,00 | - | 8,00 | 33,00 |
| Kejobong | 80,00 | 33,00 | 479,00 | 592,00 |
| Pengadegan | 46,00 | 80,00 | 53,00 | 179,00 |
| Kaligondang | 55,00 | - | 44,00 | 99,00 |
| Purbalingga | - | - | - | - |
| Kalimanah | - | - | - | - |
| Padamara | - | - | - | - |
| Kutasari | 43,00 | - | - | 43,00 |
| Bojongsari | - | - | - | - |
| Mrebet | 11,60 | 16,30 | 6,70 | 34,60 |
| Bobotsari | 1,00 | - | 1,00 | 2,00 |
| Karangreja | - | - | 1,00 | 1,00 |
| Karangjambu | - | 3,00 | - | 3,00 |
| Karanganyar | 4,90 | 9,20 | 6,70 | 20,80 |
| Kertanegara | 8,00 | 6,00 | 3,00 | 17,00 |
| Karangmoncol | 5,00 | 2,00 | - | 7,00 |
| Rembang | 4,00 | 8,00 | 60,00 | 72,00 |
| Purbalingga | 283,50 | 157,50 | 672,40 | 1 113,40 |

Sumber/Source: Dinas Pertanian Kabupaten Purbalingga melalui Laporan Statistik Pertanian Lahan/Agriculture Department of Purbalingga Regency through Statistic Report of Agricultural Land

Tabel
Table 5.1.10

Luas Panen Ketela Rambat Menurut Kecamatan dan Subround di Kabupaten Purbalingga (hektar), 2021
Harvested Area of Sweet Potato by Subdistrict and Subround in Purbalingga Regency, 2021

| Kecamatan Subdistrict | Luas Panen SR 1 Jan-Apr Harvested Area Subround 1 Jan-Apr | Luas Panen SR 2 Mei-Agust Harvested Area Subround 2 May- Agust | Luas Panen SR 3 Sept-Des Harvested Area Subround 3 Sept-Dec | Luas Panen Total Total Harvested Area |
|--------------------------|---|--|---|---|
| (1) | (2) | (3) | (4) | (5) |
| Kemangkon | - | - | - | - |
| Bukateja | - | 1,00 | - | 1,00 |
| Kejobong | - | - | - | - |
| Pengadegan | 3,00 | - | 3,00 | 6,00 |
| Kaligondang | - | - | - | - |
| Purbalingga | - | - | - | - |
| Kalimanah | - | - | - | - |
| Padamara | - | - | - | - |
| Kutasari | - | 1,00 | - | 1,00 |
| Bojongsari | - | 2,00 | - | 2,00 |
| Mrebet | 37,30 | 37,30 | 49,70 | 124,30 |
| Bobotsari | 1,00 | - | - | 1,00 |
| Karangreja | 8,80 | 3,00 | 5,00 | 16,80 |
| Karangjambu | 1,00 | 3,00 | - | 4,00 |
| Karanganyar | 3,00 | 4,30 | 3,80 | 11,10 |
| Kertanegara | 2,00 | 1,00 | 2,00 | 5,00 |
| Karangmoncol | 2,00 | - | - | 2,00 |
| Rembang | - | - | - | - |
| Purbalingga | 58,10 | 52,60 | 63,50 | 174,20 |

Sumber/Source: Dinas Pertanian Kabupaten Purbalingga melalui Laporan Statistik Pertanian Lahan/Agriculture Department of Purbalingga Regency through Statistic Report of Agricultural Land

Tabel
Table 5.1.11

Luas Panen Kacang Tanah Menurut Kecamatan dan Subround di Kabupaten Purbalingga (hektar), 2021
Harvested Area of Peanut by Subdistrict and Subround in Purbalingga Regency (hectare), 2021

| Kecamatan Subdistrict | Luas Panen SR 1 Jan-Apr Harvested Area Subround 1 Jan-Apr | Luas Panen SR 2 Mei-Agust Harvested Area Subround 2 May- Agust | Luas Panen SR 3 Sept-Des Harvested Area Subround 3 Sept-Dec | Luas Panen Total Total Harvested Area |
|--------------------------|---|--|---|---|
| (1) | (2) | (3) | (4) | (5) |
| Kemangkon | 22,00 | 15,00 | - | 37,00 |
| Bukateja | 6,00 | 5,00 | 3,00 | 14,00 |
| Kejobong | - | - | - | - |
| Pengadegan | 6,00 | - | 5,00 | 11,00 |
| Kaligondang | 18,50 | - | 5,70 | 24,20 |
| Purbalingga | - | - | - | - |
| Kalimanah | - | - | - | - |
| Padamara | - | - | 2,90 | 2,90 |
| Kutasari | 1,00 | 3,90 | 1,90 | 6,80 |
| Bojongsari | - | 11,50 | 20,10 | 31,60 |
| Mrebet | 28,80 | 26,80 | 25,80 | 81,40 |
| Bobotsari | 1,00 | 3,00 | 1,00 | 5,00 |
| Karangreja | 5,00 | 7,90 | 2,50 | 15,40 |
| Karangjambu | - | - | - | - |
| Karanganyar | 5,90 | 5,80 | 1,90 | 13,60 |
| Kertanegara | 7,70 | 5,80 | 4,00 | 17,50 |
| Karangmoncol | - | - | - | - |
| Rembang | - | - | - | - |
| Purbalingga | 101,90 | 84,70 | 73,80 | 260,40 |

Sumber/Source: Dinas Pertanian Kabupaten Purbalingga melalui Laporan Statistik Pertanian Lahan/Agriculture Department of Purbalingga Regency through Statistic Report of Agricultural Land

Tabel
Table 5.1.12

Luas Panen Kedelai Menurut Kecamatan dan Subround di Kabupaten Purbalingga (hektar), 2021
Harvested Area of Soybean by Subdistrict and Subround in Purbalingga Regency (hectare), 2021

| Kecamatan Subdistrict | Luas Panen SR 1 Jan-Apr Harvested Area Subround 1 Jan-Apr | Luas Panen SR 2 Mei-Agust Harvested Area Subround 2 May- Agust | Luas Panen SR 3 Sept-Des Harvested Area Subround 3 Sept-Dec | Luas Panen Total Total Harvested Area |
|--------------------------|---|--|---|---|
| (1) | (2) | (3) | (4) | (5) |
| Kemangkon | 23,00 | 42,00 | 163,90 | 228,90 |
| Bukateja | - | - | - | - |
| Kejobong | - | - | - | - |
| Pengadegan | - | - | - | - |
| Kaligondang | - | - | - | - |
| Purbalingga | - | - | - | - |
| Kalimanah | - | - | 7,20 | 7,20 |
| Padamara | - | - | - | - |
| Kutasari | - | - | - | - |
| Bojongsari | - | - | - | - |
| Mrebet | - | - | - | - |
| Bobotsari | - | - | - | - |
| Karangreja | - | - | 32,10 | 32,10 |
| Karangjambu | - | - | - | - |
| Karanganyar | - | - | 6,70 | 6,70 |
| Kertanegara | - | 1,90 | 1,00 | 2,90 |
| Karangmoncol | - | - | - | - |
| Rembang | - | 1,90 | 16,20 | 18,10 |
| Purbalingga | 23,00 | 45,80 | 227,10 | 295,90 |

Sumber/Source: Dinas Pertanian Kabupaten Purbalingga melalui Laporan Statistik Pertanian Lahan/Agriculture Department of Purbalingga Regency through Statistic Report of Agricultural Land

Tabel
Table 5.1.13

Luas Panen Kacang Hijau Menurut Kecamatan dan Subround di Kabupaten Purbalingga (hektar), 2021
Harvested Area of Mungbean by Subdistrict and Subround in Purbalingga Regency (hectare), 2021

| Kecamatan Subdistrict | Luas Panen SR 1 Jan-Apr Harvested Area Subround 1 Jan-Apr | Luas Panen SR 2 Mei-Agust Harvested Area Subround 2 May- Agust | Luas Panen SR 3 Sept-Des Harvested Area Subround 3 Sept-Dec | Luas Panen Total Total Harvested Area |
|--------------------------|---|--|---|---|
| (1) | (2) | (3) | (4) | (5) |
| Kemangkon | - | - | 9,00 | 9,00 |
| Bukateja | - | - | - | - |
| Kejobong | - | - | - | - |
| Pengadegan | - | - | - | - |
| Kaligondang | - | - | - | - |
| Purbalingga | - | - | - | - |
| Kalimanah | - | - | - | - |
| Padamara | - | - | - | - |
| Kutasari | - | - | - | - |
| Bojongsari | - | - | - | - |
| Mrebet | - | - | 15,30 | 15,30 |
| Bobotsari | - | - | - | - |
| Karangreja | - | - | - | - |
| Karangjambu | - | - | - | - |
| Karanganyar | - | - | 1,00 | 1,00 |
| Kertanegara | - | - | - | - |
| Karangmoncol | - | - | - | - |
| Rembang | - | - | - | - |
| Purbalingga | - | - | 25,30 | 25,30 |

Sumber/Source: Dinas Pertanian Kabupaten Purbalingga melalui Laporan Statistik Pertanian Lahan/Agriculture Department of Purbalingga Regency through Statistic Report of Agricultural Land

5.2 HORTIKULTURA HORTICULTURE

Tabel 5.2.1 **Luas Panen Tanaman Sayuran Menurut Kecamatan dan Jenis Tanaman di Kabupaten Purbalingga, 2020 dan 2021**
Harvested Area of Vegetables by Subdistrict and Kind of Plant in Purbalingga Regency, 2020 and 2021

| Kecamatan Subdistrict | Bawang Daun/ Scallion (hektar/ hectare) | | Bawang Merah/ Shallots (hektar/ hectare) | | Bawang Putih/ Garlic (hektar/ hectare) | |
|--------------------------|---|------------|--|-----------|--|----------|
| | 2020 | 2021 | 2020 | 2021 | 2020 | 2021 |
| (1) | (2) | (3) | (4) | (5) | (6) | (7) |
| Kemangkon | - | - | - | - | - | - |
| Bukateja | - | - | - | - | - | - |
| Kejobong | - | - | - | - | - | - |
| Pengadegan | - | - | 1 | - | - | - |
| Kaligondang | - | - | - | - | - | - |
| Purbalingga | - | - | - | - | - | - |
| Kalimanah | - | - | - | - | - | - |
| Padamara | - | - | - | - | - | - |
| Kutasari | - | - | - | - | - | - |
| Bojongsari | - | - | - | - | - | - |
| Mrebet | - | 10 | 1 | - | - | - |
| Bobotsari | - | - | 3 | - | - | - |
| Karangreja | 947 | 643 | 1 | - | - | - |
| Karangjambu | - | - | - | - | - | - |
| Karanganyar | - | - | - | 2 | - | - |
| Kertanegara | - | - | - | - | - | - |
| Karangmoncol | - | - | - | - | - | - |
| Rembang | - | - | 1 | 11 | - | - |
| Purbalingga | 947 | 653 | 7 | 13 | - | - |

Lanjutan Tabel/Continued Table 5.2.1

| Kecamatan Subdistrict | Bayam/ Spinach (hektar/ hectare) | | Blewah/ Blewah (hektar/ hectare) | | Buncis/ string bean (hektar/ hectare) | |
|--------------------------|-------------------------------------|-----------|-------------------------------------|----------|--|-----------|
| | 2020 | 2021 | 2020 | 2021 | 2020 | 2021 |
| (1) | (8) | (9) | (10) | (11) | (12) | (13) |
| Kemangkon | 5 | 3 | - | - | - | - |
| Bukateja | 3 | 1 | - | - | - | - |
| Kejobong | 15 | 13 | - | - | - | - |
| Pengadegan | - | - | - | - | - | - |
| Kaligondang | 8 | 20 | - | - | - | - |
| Purbalingga | 12 | 13 | - | - | - | - |
| Kalimanah | - | - | - | - | - | - |
| Padamara | - | - | - | - | 6 | 5 |
| Kutasari | - | - | - | - | - | 1 |
| Bojongsari | - | - | - | - | 4 | 5 |
| Mrebet | - | - | - | - | - | 1 |
| Bobotsari | - | - | - | - | - | - |
| Karangreja | - | - | - | - | 39 | 34 |
| Karangjambu | - | - | - | - | 1 | - |
| Karanganyar | - | - | - | - | 2 | - |
| Kertanegara | - | - | - | - | - | - |
| Karangmoncol | - | - | - | - | - | - |
| Rembang | - | - | - | - | - | - |
| Purbalingga | 43 | 50 | - | - | 52 | 45 |

Lanjutan Tabel/Continued Table 5.2.1

| Kecamatan Subdistrict | Cabai Besar/ Chili/ Big chili (hektar/hectare) | | Cabai Rawit/ Chili/ Cayenne Pepper (hektar/hectare) | | Jamur/ Mushrooms (m ² /m ²) | |
|--------------------------|--|------------|---|-----------|---|--------------|
| | 2020 | 2021 | 2020 | 2021 | 2020 | 2021 |
| (1) | (14) | (15) | (16) | (17) | (18) | (19) |
| Kemangkon | 20 | 5 | 3 | 0 | - | 632 |
| Bukateja | 8 | 13 | 3 | 10 | - | - |
| Kejobong | 13 | - | 14 | 7 | - | 60 |
| Pengadegan | 5 | 4 | 1 | - | - | - |
| Kaligondang | 19 | 4 | 17 | 5 | - | 888 |
| Purbalingga | - | - | 1 | - | - | - |
| Kalimanah | 3 | 3 | 1 | - | - | - |
| Padamara | 8 | 6 | 11 | 9 | - | - |
| Kutasari | 7 | 5 | 6 | 8 | - | - |
| Bojongsari | 4 | 6 | 6 | 4 | - | - |
| Mrebet | 30 | 22 | 25 | 16 | - | - |
| Bobotsari | 15 | 9 | 8 | 4 | - | - |
| Karangreja | 33 | 40 | 36 | 20 | 230 | 174 |
| Karangjambu | 9 | 8 | 5 | 3 | - | - |
| Karanganyar | 1 | 6 | - | 2 | 287 | 508 |
| Kertanegara | 6 | 7 | 4 | 7 | - | - |
| Karangmoncol | 1 | 2 | 1 | 2 | - | 307 |
| Rembang | 3 | 1 | 3 | 1 | - | - |
| Purbalingga | 185 | 138 | 145 | 95 | 517 | 2 569 |

Lanjutan Tabel/Continued Table 5.2.1

| Kecamatan Subdistrict | Kacang Merah/ Red Beans (hektar/hectare) | | Kacang Panjang/ Long Beans (hektar/hectare) | | Kangkung/ Water Spinach (hektar/hectare) | |
|--------------------------|--|----------|---|-----------|--|------------|
| | 2020 | 2021 | 2020 | 2021 | 2020 | 2021 |
| (1) | (20) | (21) | (22) | (23) | (24) | (25) |
| Kemangkön | - | - | 9 | 4 | 6 | 3 |
| Bukateja | - | - | 1 | 3 | 5 | 6 |
| Kejobong | - | - | 19 | 10 | 17 | 14 |
| Pengadegan | - | - | - | - | - | - |
| Kaligondang | - | - | 31 | 2 | 62 | 50 |
| Purbalingga | - | - | - | - | 36 | 35 |
| Kalimanah | - | - | 1 | 1 | - | - |
| Padamara | - | - | 5 | 5 | 3 | - |
| Kutasari | - | - | 3 | 2 | - | - |
| Bojongsari | - | - | 1 | 1 | 2 | 1 |
| Mrebet | - | - | 29 | 24 | 4 | 3 |
| Bobotsari | - | - | 11 | 4 | - | - |
| Karangreja | - | - | 31 | 12 | 7 | 4 |
| Karangjambu | - | - | 2 | 1 | - | - |
| Karangnyaar | - | - | 6 | 8 | - | - |
| Kertanegara | - | - | 1 | 3 | - | 1 |
| Karangmoncol | - | - | - | - | 4 | 12 |
| Rembang | - | - | 1 | - | - | - |
| Purbalingga | - | - | 151 | 78 | 146 | 129 |

Lanjutan Tabel/Continued Table 5.2.1

| Kecamatan Subdistrict | Kembang Kol/ Cauliflower (hektar/hectare) | | Kentang/Potato (hektar/hectare) | | Ketimun/Cucumber (hektar/hectare) | |
|--------------------------|---|----------|------------------------------------|------------|--------------------------------------|-----------|
| | 2020 | 2021 | 2020 | 2021 | 2020 | 2021 |
| (1) | (26) | (27) | (28) | (29) | (30) | (31) |
| Kemangkon | - | - | - | - | 6 | 1 |
| Bukateja | - | - | - | - | 2 | 2 |
| Kejobong | - | - | - | - | 12 | 5 |
| Pengadegan | - | - | - | - | 2 | - |
| Kaligondang | - | - | - | - | 14 | - |
| Purbalingga | - | - | - | - | - | - |
| Kalimanah | - | - | - | - | 1 | - |
| Padamara | - | - | - | - | 3 | 4 |
| Kutasari | - | - | - | - | 2 | 2 |
| Bojongsari | - | - | - | - | 1 | 1 |
| Mrebet | - | 6 | - | - | 40 | 33 |
| Bobotsari | - | - | - | - | 12 | 4 |
| Karangreja | 10 | - | 370 | 308 | 20 | 14 |
| Karangjambu | - | - | - | - | 3 | - |
| Karanganyar | - | - | - | - | 1 | 6 |
| Kertanegara | - | - | - | - | 1 | 1 |
| Karangmoncol | - | - | - | - | - | 2 |
| Rembang | - | - | - | - | - | - |
| Purbalingga | 10 | 6 | 370 | 308 | 120 | 74 |

Lanjutan Tabel/Continued Table 5.2.1

| Kecamatan Subdistrict | Kubis/ Cabbage (hektar/ hectare) | | Labu Siam/ Chayote (hektar/ hectare) | | Lobak/ Radish (hektar/ hectare) | |
|--------------------------|-------------------------------------|------------|---|-----------|------------------------------------|----------|
| | 2020 | 2021 | 2020 | 2021 | 2020 | 2021 |
| (1) | (32) | (33) | (34) | (35) | (36) | (37) |
| Kemangkon | - | - | - | - | - | - |
| Bukateja | - | - | - | - | - | - |
| Kejobong | - | - | - | - | - | - |
| Pengadegan | - | - | - | - | - | - |
| Kaligondang | - | - | - | - | - | - |
| Purbalingga | - | - | - | - | - | - |
| Kalimanah | - | - | - | - | - | - |
| Padamara | - | - | - | - | - | - |
| Kutasari | - | - | - | - | - | - |
| Bojongsari | - | - | - | - | - | - |
| Mrebet | - | 1 | - | - | - | - |
| Bobotsari | - | - | - | - | - | - |
| Karangreja | 234 | 534 | 16 | 14 | - | - |
| Karangjambu | - | - | - | - | - | - |
| Karanganyar | - | - | - | - | - | - |
| Kertanegara | - | - | - | - | - | - |
| Karangmoncol | - | - | - | - | - | - |
| Rembang | - | - | - | - | - | - |
| Purbalingga | 234 | 535 | 16 | 14 | - | - |

Lanjutan Tabel/Continued Table 5.2.1

| Kecamatan Subdistrict | Melon/ Melon (hektar/ hectare) | | Paprika/ Bell Pepper (hektar/ hectare) | | Petsai/Sawi/ Chinese Cabbage/Mustard Green (hektar/ hectare) | |
|--------------------------|-----------------------------------|----------|---|----------|---|------------|
| | 2020 | 2021 | 2020 | 2021 | 2020 | 2021 |
| (1) | (38) | (39) | (40) | (41) | (42) | (43) |
| Kemangkon | - | - | - | - | - | - |
| Bukateja | - | - | - | - | - | - |
| Kejobong | - | - | - | - | - | - |
| Pengadegan | - | - | - | - | - | - |
| Kaligondang | - | - | - | - | - | - |
| Purbalingga | - | - | - | - | - | - |
| Kalimanah | - | - | - | - | - | - |
| Padamara | - | - | - | - | - | - |
| Kutasari | - | - | - | - | - | - |
| Bojongsari | - | - | - | - | 2 | - |
| Mrebet | - | - | - | - | - | 9 |
| Bobotsari | - | - | - | - | - | - |
| Karangreja | - | - | - | - | 584 | 457 |
| Karangjambu | - | - | - | - | 1 | - |
| Karanganyar | - | - | - | - | - | - |
| Kertanegara | - | - | - | - | - | - |
| Karangmoncol | - | - | - | - | - | - |
| Rembang | - | - | - | - | - | - |
| Purbalingga | - | - | - | - | 587 | 466 |

Lanjutan Tabel/Continued Table 5.2.1

| Kecamatan Subdistrict | Semangka/ Water Melon (hektar/ hectare) | | Stroberi/ Strawberry (hektar/ hectare) | | Terung/ Eggplant (hektar/ hectare) | |
|--------------------------|---|----------|---|----------|---------------------------------------|-----------|
| | 2020 | 2021 | 2020 | 2021 | 2020 | 2021 |
| (1) | (44) | (45) | (46) | (47) | (48) | (49) |
| Kemangkon | - | - | - | - | 9 | 6 |
| Bukateja | - | - | - | - | 3 | 3 |
| Kejobong | - | - | - | - | - | 4 |
| Pengadegan | - | - | - | - | - | - |
| Kaligondang | - | - | - | - | 21 | 4 |
| Purbalingga | - | - | - | - | - | - |
| Kalimanah | - | - | - | - | - | - |
| Padamara | - | - | - | - | 5 | 5 |
| Kutasari | - | - | - | - | 2 | 1 |
| Bojongsari | - | - | - | - | 2 | 1 |
| Mrebet | - | - | - | - | 20 | 21 |
| Bobotsari | - | - | - | - | 7 | 1 |
| Karangreja | - | - | 14 | 4 | 11 | 12 |
| Karangjambu | - | - | - | - | - | - |
| Karanganyar | - | - | - | - | - | 1 |
| Kertanegara | - | - | - | - | - | 4 |
| Karangmoncol | - | - | - | - | - | - |
| Rembang | - | - | - | - | - | - |
| Purbalingga | - | - | 14 | 4 | 80 | 62 |

Lanjutan Tabel/*Continued Table 5.2.1*

| Kecamatan Subdistrict | Tomat/ Tomato (hektar/ hectare) | | Wortel/ Carrot (hektar/ hectare) | | |
|--------------------------|------------------------------------|------------|-------------------------------------|------------|------------|
| | 2020 | 2021 | 2020 | 2021 | |
| (1) | (50) | (51) | (52) | (53) | |
| Kemangkon | | 1 | 1 | - | - |
| Bukateja | | - | 1 | - | - |
| Kejobong | | - | 1 | - | - |
| Pengadegan | | - | - | - | - |
| Kaligondang | | 2 | 2 | - | - |
| Purbalingga | | - | - | - | - |
| Kalimanah | | - | - | - | - |
| Padamara | | 1 | - | - | - |
| Kutasari | | - | - | - | - |
| Bojongsari | | 3 | 1 | - | - |
| Mrebet | | 24 | 24 | - | - |
| Bobotsari | | 7 | 3 | - | - |
| Karangreja | | 61 | 32 | 739 | 399 |
| Karangjambu | | 1 | - | - | - |
| Karanganyar | | - | - | - | - |
| Kertanegara | | - | - | - | - |
| Karangmoncol | | - | - | - | - |
| Rembang | | - | - | - | - |
| Purbalingga | | 100 | 66 | 739 | 399 |

Catatan/Note: Cabai besar mencakup cabai keriting/*Includes curly chilies*
 Jamur merupakan penjumlahan dari jamur lainnya, jamur merang, dan jamur tiram/*Mushrooms are the sum of other mushrooms, edible mushrooms, and oyster mushrooms*

Sumber/Source: BPS, Statistik Pertanian Hortikultura SPH/ *BPS-Statistics Indonesia, Agricultural Statistic for Horticulture SPH*

Tabel
Table 5.2.2

Produksi Tanaman Sayuran Menurut Kecamatan dan Jenis Tanaman di Kabupaten Purbalingga, 2020 dan 2021
Production of Vegetables by Subdistrict and Kind of Plant in Purbalingga Regency, 2020 and 2021

| Kecamatan Subdistrict | Bawang Daun/ Scallion (kwintal/ quintal) | | Bawang Merah/ Shallots (kwintal/ quintal) | | Bawang Putih/ Garlic (kwintal/ quintal) | |
|--------------------------|---|---------------|--|------------|--|----------|
| | 2020 | 2021 | 2020 | 2021 | 2020 | 2021 |
| (1) | (2) | (3) | (4) | (5) | (6) | (7) |
| Kemangkon | - | - | - | - | - | - |
| Bukateja | - | - | - | - | - | - |
| Kejobong | - | - | - | - | - | - |
| Pengadegan | - | - | 3 | - | - | - |
| Kaligondang | - | - | - | - | - | - |
| Purbalingga | - | - | - | - | - | - |
| Kalimanah | - | - | - | - | - | - |
| Padamara | - | - | - | - | - | - |
| Kutasari | - | - | - | - | - | - |
| Bojongsari | - | - | - | - | - | - |
| Mrebet | - | 904 | 2 | - | - | - |
| Bobotsari | - | - | 6 | - | - | - |
| Karangreja | 99 004 | 66 900 | 2 | - | - | - |
| Karangjambu | - | - | - | - | - | - |
| Karanganyar | - | - | - | 225 | - | - |
| Kertanegara | - | - | - | 4 | - | - |
| Karangmoncol | - | - | - | - | - | - |
| Rembang | - | - | 94 | 336 | - | - |
| Purbalingga | 99 004 | 67 804 | 107 | 565 | - | - |

Lanjutan Tabel/Continued Table 5.2.2

| Kecamatan Subdistrict | Bayam/ Spinach (kwintal/ quintal) | | Blewah/ Blewah (kwintal/ quintal) | | Buncis/ string bean (kwintal/ quintal) | |
|--------------------------|--------------------------------------|------------|--------------------------------------|----------|---|---------------|
| | 2020 | 2021 | 2020 | 2021 | 2020 | 2021 |
| (1) | (8) | (9) | (10) | (11) | (12) | (13) |
| Kemangkon | 62 | 84 | - | - | - | - |
| Bukateja | 54 | 33 | - | - | - | - |
| Kejobong | 107 | 80 | - | - | - | - |
| Pengadegan | - | - | - | - | - | - |
| Kaligondang | 27 | 96 | - | - | - | - |
| Purbalingga | 147 | 140 | - | - | - | - |
| Kalimanah | - | - | - | - | - | - |
| Padamara | - | - | - | - | 454 | 522 |
| Kutasari | - | - | - | - | - | 105 |
| Bojongsari | - | - | - | - | 735 | 1 475 |
| Mrebet | - | - | - | - | - | 28 |
| Bobotsari | - | - | - | - | - | - |
| Karangreja | - | - | - | - | 5 855 | 8 610 |
| Karangjambu | - | - | - | - | 75 | - |
| Karanganyar | - | - | - | - | 93 | 10 |
| Kertanegara | - | - | - | - | - | - |
| Karangmoncol | - | - | - | - | - | - |
| Rembang | - | - | - | - | - | - |
| Purbalingga | 397 | 433 | - | - | 7 212 | 10 750 |

Lanjutan Tabel/Continued Table 5.2.2

| Kecamatan Subdistrict | Cabai Besar/ Chili/Big chili (kwintal/ quintal) | | Cabai Rawit/ Chili/ Cayenne Pepper (kwintal/ quintal) | | Jamur/ Mushrooms (kg/ kg) | |
|--------------------------|---|---------------|---|---------------|------------------------------|--------------|
| | 2020 | 2021 | 2020 | 2021 | 2020 | 2021 |
| (1) | (14) | (15) | (16) | (17) | (18) | (19) |
| Kemangkon | 1 392 | 1 102 | 260 | 66 | - | 4 785 |
| Bukateja | 587 | 831 | 760 | 1 060 | - | - |
| Kejobong | 383 | - | 473 | 256 | - | 320 |
| Pengadegan | 416 | 244 | 65 | - | - | - |
| Kaligondang | 520 | 368 | 487 | 795 | - | 892 |
| Purbalingga | - | - | 26 | - | - | - |
| Kalimamah | 125 | 120 | 72 | - | - | - |
| Padamara | 600 | 394 | 652 | 773 | - | - |
| Kutasari | 395 | 444 | 215 | 810 | - | - |
| Bojongsari | 500 | 569 | 724 | 372 | - | - |
| Mrebet | 612 | 1 012 | 479 | 914 | - | - |
| Bobotsari | 458 | 925 | 309 | 898 | - | - |
| Karangreja | 5 242 | 7 777 | 5 445 | 5 369 | 22 659 | 399 |
| Karangjambu | 865 | 536 | 768 | 576 | - | - |
| Karanganyar | 13 | 366 | - | 159 | 46 716 | 2 129 |
| Kertanegara | 218 | 633 | 92 | 816 | - | - |
| Karangmoncol | 17 | 140 | 13 | 158 | - | 697 |
| Rembang | 158 | 27 | 146 | 21 | - | - |
| Purbalingga | 12 501 | 15 488 | 10 986 | 13 043 | 69 375 | 9 222 |

Lanjutan Tabel/Continued Table 5.2.2

| Kecamatan Subdistrict | Kacang Merah/ Red Beans (kwintal/ quintal) | | Kacang Panjang/ Long Beans (kwintal/ quintal) | | Kangkung/ Water Spinach (kwintal/ quintal) | |
|--------------------------|--|----------|---|--------------|--|--------------|
| | 2020 | 2021 | 2020 | 2021 | 2020 | 2021 |
| (1) | (20) | (21) | (22) | (23) | (24) | (25) |
| Kemangkong | - | - | 323 | 378 | 68 | 283 |
| Bukateja | - | - | 6 | 213 | 111 | 140 |
| Kejobong | - | - | 312 | 305 | 373 | 213 |
| Pengadegan | - | - | - | - | - | - |
| Kaligondang | - | - | 444 | 74 | 505 | 698 |
| Purbalingga | - | - | - | - | 287 | 1 236 |
| Kalimanah | - | - | 35 | 29 | - | - |
| Padamara | - | - | 618 | 632 | 39 | - |
| Kutasari | - | - | 241 | 107 | - | - |
| Bojongsari | - | - | 31 | 64 | 316 | 229 |
| Mrebet | - | - | 792 | 661 | 97 | 56 |
| Bobotsari | - | - | 336 | 418 | - | - |
| Karangreja | - | - | 5 952 | 1 688 | 922 | 60 |
| Karangjambu | - | - | 252 | 8 | - | - |
| Karanganyar | - | - | 202 | 371 | - | - |
| Kertanegara | - | - | 178 | 257 | - | 65 |
| Karangmoncol | - | - | - | - | 145 | 150 |
| Rembang | - | - | 42 | 20 | - | - |
| Purbalingga | - | - | 9 764 | 5 225 | 2 863 | 3 129 |

Lanjutan Tabel/Continued Table 5.2.2

| Kecamatan Subdistrict | Kembang Kol/ Cauliflower (kwintal/ quintal) | | Kentang/ Potato (kwintal/ quintal) | | Ketimun/ Cucumber (kwintal/ quintal) | |
|--------------------------|---|------------|---------------------------------------|---------------|---|---------------|
| | 2020 | 2021 | 2020 | 2021 | 2020 | 2021 |
| (1) | (26) | (27) | (28) | (29) | (30) | (31) |
| Kemangkong | - | - | - | - | 112 | 249 |
| Bukateja | - | - | - | - | 4 | 508 |
| Kejobong | - | - | - | - | 644 | 1 015 |
| Pengadegan | - | - | - | - | 7 | - |
| Kaligondang | - | - | - | - | 100 | - |
| Purbalingga | - | - | - | - | - | - |
| Kalimanah | - | - | - | - | 22 | - |
| Padamara | - | - | - | - | 1 244 | 924 |
| Kutasari | - | - | - | - | 278 | 260 |
| Bojongsari | - | - | - | - | 85 | 68 |
| Mrebet | - | 499 | - | - | 1 246 | 5 432 |
| Bobotsari | - | - | - | - | 262 | 380 |
| Karangreja | 1 181 | - | 73 630 | 61 550 | 6 005 | 5 695 |
| Karangjambu | - | - | - | - | 800 | - |
| Karanganyar | - | - | - | - | 20 | 789 |
| Kertanegara | - | - | - | - | 25 | 485 |
| Karangmoncol | - | - | - | - | - | 439 |
| Rembang | - | - | - | - | - | 10 |
| Purbalingga | 1 181 | 499 | 73 630 | 61 550 | 10 854 | 16 254 |

Lanjutan Tabel/Continued Table 5.2.2

| Kecamatan Subdistrict | Kubis/ Cabbage (kwintal/ quintal) | | Labu Siam/ Chayote (kwintal/ quintal) | | Lobak/ Radish (kwintal/ quintal) | |
|--------------------------|--------------------------------------|----------------|--|---------------|-------------------------------------|----------|
| | 2020 | 2021 | 2020 | 2021 | 2020 | 2021 |
| (1) | (32) | (33) | (34) | (35) | (36) | (37) |
| Kemangkon | - | - | - | - | - | - |
| Bukateja | - | - | - | - | - | - |
| Kejobong | - | - | - | - | - | - |
| Pengadegan | - | - | - | - | - | - |
| Kaligondang | - | - | - | - | - | - |
| Purbalingga | - | - | - | - | - | - |
| Kalimanah | - | - | - | - | - | - |
| Padamara | - | - | - | - | - | - |
| Kutasari | - | - | - | - | - | - |
| Bojongsari | - | - | - | - | - | - |
| Mrebet | - | 250 | - | - | - | - |
| Bobotsari | - | - | - | - | - | - |
| Karangreja | 41 352 | 134 726 | 7 123 | 31 516 | - | - |
| Karangjambu | - | - | - | - | - | - |
| Karanganyar | - | - | - | - | - | - |
| Kertanegara | - | - | - | - | - | - |
| Karangmoncol | - | - | - | - | - | - |
| Rembang | - | - | - | - | - | - |
| Purbalingga | 41 352 | 134 976 | 7 123 | 31 516 | - | - |

Lanjutan Tabel/Continued Table 5.2.2

| Kecamatan Subdistrict | Melon/ <i>Melon</i> (kwintal/ <i>quintal</i>) | | Paprika/ <i>Bell Pepper</i> (kwintal/ <i>quintal</i>) | | Petsai/Sawi/ <i>Chinese Cabbage/mustard green</i> (kwintal/ <i>quintal</i>) | |
|--------------------------|---|------|---|------|---|---------------|
| | 2020 | 2021 | 2020 | 2021 | 2020 | 2021 |
| (1) | (38) | (39) | (40) | (41) | (42) | (43) |
| Kemangkong | - | - | - | - | - | - |
| Bukateja | - | - | - | - | - | - |
| Kejobong | - | - | - | - | - | - |
| Pengadegan | - | - | - | - | - | - |
| Kaligondang | - | - | - | - | - | - |
| Purbalingga | - | - | - | - | - | - |
| Kalimamah | - | - | - | - | - | - |
| Padamara | - | - | - | - | - | 25 |
| Kutasari | - | - | - | - | - | - |
| Bojongsari | - | - | - | - | 24 | - |
| Mrebet | - | - | - | - | - | 1 274 |
| Bobotsari | - | - | - | - | - | - |
| Karangreja | - | - | - | - | 66 969 | 81 295 |
| Karangjambu | - | - | - | - | 100 | - |
| Karanganyar | - | - | - | - | - | - |
| Kertanegara | - | - | - | - | - | - |
| Karangmoncol | - | - | - | - | - | - |
| Rembang | - | - | - | - | - | - |
| Purbalingga | - | - | - | - | 67 093 | 82 594 |

Lanjutan Tabel/Continued Table 5.2.2

| Kecamatan Subdistrict | Semangka/ Water Melon (kwintal/ quintal) | | Stroberi/ Strawberry (kwintal/ quintal) | | Terung/ Eggplant (kwintal/ quintal) | |
|--------------------------|---|----------|--|--------------|--|--------------|
| | 2020 | 2021 | 2020 | 2021 | 2020 | 2021 |
| (1) | (44) | (45) | (46) | (47) | (48) | (49) |
| Kemangkon | - | - | - | - | 133 | 1 841 |
| Bukateja | - | - | - | - | 13 | 530 |
| Kejobong | - | - | - | - | - | 470 |
| Pengadegan | - | - | - | - | - | - |
| Kaligondang | - | - | - | - | 714 | 461 |
| Purbalingga | - | - | - | - | - | - |
| Kalimamah | - | - | - | - | - | - |
| Padamara | - | - | - | - | 576 | 821 |
| Kutasari | - | - | - | - | 295 | 394 |
| Bojongsari | - | - | - | - | 408 | 385 |
| Mrebet | - | - | - | - | 1 007 | 1 382 |
| Bobotsari | - | - | - | - | 180 | 55 |
| Karangreja | - | - | 2 820 | 9 896 | 1 250 | 2 729 |
| Karangjambu | - | - | - | - | - | - |
| Karanganyar | - | - | - | - | - | 48 |
| Kertanegara | - | - | - | - | - | 430 |
| Karangmoncol | - | - | - | - | - | - |
| Rembang | - | - | - | - | - | - |
| Purbalingga | - | - | 2 820 | 9 896 | 4 576 | 9 546 |

Lanjutan Tabel/*Continued Table 5.2.2*

| Kecamatan Subdistrict | Tomat/ Tomato (kwintal/ quintal) | | Wortel/ Carrot (kwintal/ quintal) | |
|--------------------------|-------------------------------------|---------------|--------------------------------------|---------------|
| | 2020 | 2021 | 2020 | 2021 |
| (1) | (50) | (51) | (52) | (53) |
| Kemangkon | 14 | 911 | - | - |
| Bukateja | - | 331 | - | - |
| Kejobong | - | 70 | - | - |
| Pengadegan | - | - | - | - |
| Kaligondang | 106 | 383 | - | - |
| Purbalingga | - | - | - | - |
| Kalimanah | - | - | - | - |
| Padamara | 27 | 66 | - | - |
| Kutasari | - | - | - | - |
| Bojongsari | 293 | 388 | - | - |
| Mrebet | 1 632 | 2 662 | - | - |
| Bobotsari | 268 | 958 | - | - |
| Karangreja | 24 450 | 31 283 | 133 860 | 86 667 |
| Karangjambu | 160 | - | - | - |
| Karanganyar | - | - | - | - |
| Kertanegara | - | - | - | - |
| Karangmoncol | - | - | - | - |
| Rembang | - | - | - | - |
| Purbalingga | 26 950 | 37 052 | 133 860 | 86 667 |

Catatan/Note: Cabai besar mencakup cabai keriting/*Includes curly chilies*
Jamur merupakan penjumlahan dari jamur lainnya, jamur merang, dan jamur tiram/*Mushrooms are the sum of other mushrooms, edible mushrooms, and oyster mushrooms*

Sumber/Source: BPS, Statistik Pertanian Hortikultura SPH/ *BPS-Statistics Indonesia, Agricultural Statistic for Horticulture SPH*

Tabel
Table 5.2.3

Luas Panen Tanaman Sayuran dan Buah–Buahan Semusim Menurut Jenis Tanaman di Kabupaten Purbalingga, 2019–2021

Harvested Area of Seasonal Vegetables and Fruits by Kind of Plant in Purbalingga Regency, 2019–2021

| Jenis Tanaman <i>Kind of Plants</i> | Satuan <i>Unit</i> | 2019 | 2020 | 2021 |
|--|-----------------------|------|------|-------|
| (1) | (2) | (3) | (4) | (5) |
| Bawang Daun/ <i>Scallion</i> | ha | 834 | 947 | 653 |
| Bawang Merah/ <i>Shallots</i> | ha | 16 | 7 | 13 |
| Bawang Putih/ <i>Garlic</i> | ha | - | - | - |
| Bayam/ <i>Spinach</i> | ha | 46 | 43 | 50 |
| Blewah/ <i>Blewah</i> | ha | - | - | - |
| Buncis/ <i>String Bean</i> | ha | 52 | 52 | 45 |
| Cabai Besar/ <i>Chili/Bigchili</i> | ha | 220 | 185 | 138 |
| Cabai Rawit/ <i>Chili/CayennePepper</i> | ha | 143 | 145 | 95 |
| Jamur/ <i>Mushrooms</i> | m ² | 352 | 517 | 2 569 |
| Kacang Merah/ <i>Red Beans</i> | ha | - | - | - |
| Kacang Panjang/ <i>Long Beans</i> | ha | 148 | 151 | 78 |
| Kangkung/ <i>Water Spinach</i> | ha | 125 | 146 | 129 |
| Kembang Kol/ <i>Cauliflower</i> | ha | 18 | 10 | 6 |
| Kentang/ <i>Potato</i> | ha | 82 | 370 | 308 |
| Ketimun/ <i>Cucumber</i> | ha | 113 | 120 | 74 |
| Kubis/ <i>Cabbage</i> | ha | 156 | 234 | 535 |
| Labu Siam/ <i>Chayote</i> | ha | 18 | 16 | 14 |
| Lobak/ <i>Radish</i> | ha | - | - | - |
| Melon/ <i>Melon</i> | ha | - | - | - |
| Paprika/ <i>Bell Pepper</i> | ha | - | - | - |
| Petsai/ Sawi/ <i>Chinese Cabbage/Mustard Green</i> | ha | 310 | 587 | 466 |
| Semangka/ <i>Watermelon</i> | ha | 1 | - | - |
| Stroberi/ <i>Strawberry</i> | ha | 7 | 14 | 4 |
| Terung/ <i>Eggplant</i> | ha | 87 | 80 | 62 |
| Tomat/ <i>Tomato</i> | ha | 86 | 100 | 66 |
| Wortel/ <i>Carrot</i> | ha | 398 | 739 | 399 |

Catatan/Note: Cabai besar mencakup cabai keriting/*Includes curly chilies*
Jamur merupakan penjumlahan dari jamur lainnya, jamur merang, dan jamur tiram/*Mushrooms are the sum of other mushrooms, edible mushrooms, and oyster mushrooms*

Sumber/Source: BPS, Statistik Pertanian Hortikultura SPH/ *BPS-Statistics Indonesia, Agricultural Statistic for Horticulture SPH*

Tabel
Table 5.2.4

Produksi Tanaman Sayuran dan Buah–Buahan Semusim Menurut Jenis Tanaman di Kabupaten Purbalingga, 2019–2021
Production of Seasonal Vegetables and Fruits by Kind of Plant in Purbalingga Regency, 2019–2021

| Jenis Tanaman <i>Kind of Plants</i> | Satuan <i>Unit</i> | 2019 | 2020 | 2021 |
|--|-----------------------|--------|---------|---------|
| (1) | (2) | (3) | (4) | (5) |
| Bawang Daun/ <i>Scallion</i> | kw/ qui | 85 160 | 99 004 | 67 804 |
| Bawang Merah/ <i>Shallots</i> | kw/ qui | 215 | 107 | 565 |
| Bawang Putih/ <i>Garlic</i> | kw/ qui | - | - | - |
| Bayam/ <i>Spinach</i> | kw/ qui | 208 | 397 | 433 |
| Blewah/ <i>Blewah</i> | kw/ qui | - | - | - |
| Buncis/ <i>String Bean</i> | kw/ qui | 3 594 | 7 212 | 10 750 |
| Cabai Besar/ <i>Chili/Bigchili</i> | kw/ qui | 6 776 | 12 501 | 15 488 |
| Cabai Rawit/ <i>Chili/CayennePepper</i> | kw/ qui | 5 718 | 10 986 | 13 043 |
| Jamur/ <i>Mushrooms</i> | kg | 18 188 | 69 375 | 9 222 |
| Kacang Merah/ <i>Red Beans</i> | kw/ qui | - | - | - |
| Kacang Panjang/ <i>Long Beans</i> | kw/ qui | 4 243 | 9 764 | 5 225 |
| Kangkung/ <i>Water Spinach</i> | kw/ qui | 1 899 | 2 863 | 3 129 |
| Kembang Kol/ <i>Cauliflower</i> | kw/ qui | 2 279 | 1 181 | 499 |
| Kentang/ <i>Potato</i> | kw/ qui | 17 220 | 73 630 | 61 550 |
| Ketimun/ <i>Cucumber</i> | kw/ qui | 12 534 | 10 854 | 16 254 |
| Kubis/ <i>Cabbage</i> | kw/ qui | 38 810 | 41 352 | 134 976 |
| Labu Siam/ <i>Chayote</i> | kw/ qui | 6 655 | 7 123 | 31 516 |
| Lobak/ <i>Radish</i> | kw/ qui | - | - | - |
| Melon/ <i>Melon</i> | kw/ qui | - | - | - |
| Paprika/ <i>Bell Pepper</i> | kw/ qui | - | - | - |
| Petsai/ Sawi/ <i>Chinese Cabbage/Mustard Green</i> | kw/ qui | 28 131 | 67 093 | 82 594 |
| Semangka/ <i>Watermelon</i> | kw/ qui | 548 | - | - |
| Stroberi/ <i>Strawberry</i> | kw/ qui | 740 | 2 820 | 9 896 |
| Terung/ <i>Eggplant</i> | kw/ qui | 4 823 | 4 576 | 9 546 |
| Tomat/ <i>Tomato</i> | kw/ qui | 14 540 | 26 950 | 37 052 |
| Wortel/ <i>Carrot</i> | kw/ qui | 87 560 | 133 860 | 86 667 |

Catatan/Note: Cabai besar mencakup cabai keriting/*Includes curly chilies*
Jamur merupakan penjumlahan dari jamur lainnya, jamur merang, dan jamur tiram/*Mushrooms are the sum of other mushrooms, edible mushrooms, and oyster mushrooms*

Sumber/Source: BPS, Statistik Pertanian Hortikultura SPH/ *BPS-Statistics Indonesia, Agricultural Statistic for Horticulture SPH*

Tabel
Table 5.2.5

Luas Panen Tanaman Biofarmaka Menurut Kecamatan dan Jenis Tanaman di Kabupaten Purbalingga, 2020 dan 2021

Harvested Area of Medicinal Plants by Subdistrict and Kind of Plant in Purbalingga Regency, 2020 and 2021

| Kecamatan Subdistrict | Dlingo/ Dringo/ Calamus (m ² /m ²) | | Jahe/ Ginger (m ² /m ²) | | Kapulaga/Java Cardamom (m ² /m ²) | |
|--------------------------|--|----------|---|----------------|--|------------------|
| | 2020 | 2021 | 2020 | 2021 | 2020 | 2021 |
| (1) | (2) | (3) | (4) | (5) | (6) | (7) |
| Kemangkon | - | - | 14 658 | 4 500 | - | - |
| Bukateja | - | - | 500 | 8 000 | - | - |
| Kejobong | - | - | 396 | 1 364 | 35 856 | - |
| Pengadegan | - | - | 39 135 | 174 346 | - | 103 520 |
| Kaligondang | - | - | 140 000 | 360 000 | 4 680 | 6 000 |
| Purbalingga | - | - | - | - | - | - |
| Kalimanah | - | - | - | - | - | - |
| Padamara | - | - | - | - | - | - |
| Kutasari | - | - | - | - | - | - |
| Bojongsari | - | - | - | - | - | - |
| Mrebet | - | - | 200 | 2 770 | 4 600 | 11 240 |
| Bobotsari | 10 | - | 37 | 25 | 1 567 | 1 433 |
| Karangreja | - | - | 536 | 83 | 69 000 | 110 000 |
| Karangjambu | - | - | 4 825 | 375 | 2 000 000 | 2 500 000 |
| Karanganyar | - | - | 165 | 475 | 21 691 | 21 691 |
| Kertanegara | - | - | 1 660 | 12 250 | 34 460 | 36 700 |
| Karangmoncol | - | - | 57 | 135 | 43 424 | 200 174 |
| Rembang | - | - | - | - | 1 010 215 | 464 790 |
| Purbalingga | 10 | - | 202 169 | 564 323 | 3 225 493 | 3 455 548 |

Lanjutan Tabel/Continued Table 5.2.5

| Kecamatan Subdistrict | Keji Beling/ <i>Verbenaceae</i> (m ² /m ²) | | Kencur/ <i>East Indian Galangal</i> (m ² /m ²) | | Kunyit/ <i>Turmeric</i> (m ² /m ²) | |
|--------------------------|--|----------|--|------------------|--|----------------|
| | 2020 | 2021 | 2020 | 2021 | 2020 | 2021 |
| (1) | (8) | (9) | (10) | (11) | (12) | (13) |
| Kemangkon | - | - | - | - | - | - |
| Bukateja | - | - | 1 400 | 3 500 | 1 750 | 2 750 |
| Kejobong | - | - | 457 | 1 567 | 583 | 1 263 |
| Pengadegan | - | - | 63 517 | 233 841 | 15 739 | 61 886 |
| Kaligondang | - | - | 295 600 | 60 000 | 250 000 | 13 000 |
| Purbalingga | - | - | - | - | - | - |
| Kalimanah | - | - | - | - | - | - |
| Padamara | - | - | - | - | - | - |
| Kutasari | - | - | - | - | - | - |
| Bojongsari | - | - | - | - | - | - |
| Mrebet | - | - | 38 | 960 | 50 | 375 |
| Bobotsari | - | - | 19 | 5 | 37 | 59 |
| Karangreja | - | - | 5 | 39 | 57 | 154 |
| Karangjambu | - | - | 6 500 | 500 | 7 250 | 750 |
| Karanganyar | - | - | 134 | 123 | 1 414 | 5 995 |
| Kertanegara | - | - | 220 | - | 280 | 200 |
| Karangmoncol | - | - | 21 | 56 | 13 | 156 |
| Rembang | - | - | 780 000 | 1 759 850 | - | 119 300 |
| Purbalingga | - | - | 1 147 911 | 2 060 441 | 277 173 | 205 888 |

Lanjutan Tabel/*Continued Table 5.2.5*

| Kecamatan Subdistrict | Laos/ Lengkuas/ Galanga (m ² /m ²) | | Lempuyang/ Zingiber Aromaticum (m ² /m ²) | | Lidah Buaya/ Aloevera (m ² /m ²) | |
|--------------------------|--|---------------|--|--------------|--|----------|
| | 2020 | 2021 | 2020 | 2021 | 2020 | 2021 |
| (1) | (14) | (15) | (16) | (17) | (18) | (19) |
| Kemangkön | - | - | - | - | - | - |
| Bukateja | 4 900 | 2 900 | - | - | - | - |
| Kejobong | 279 | - | - | - | - | - |
| Pengadegan | 10 311 | 53 858 | - | - | - | - |
| Kaligondang | 10 300 | 12 800 | - | - | - | - |
| Purbalingga | - | - | - | - | - | - |
| Kalimanah | - | - | - | - | - | - |
| Padamara | - | - | - | - | - | - |
| Kutasari | - | - | - | - | - | - |
| Bojongsari | - | - | - | - | - | - |
| Mrebet | 60 | 785 | - | - | - | - |
| Bobotsari | 21 | - | - | - | - | - |
| Karangreja | 25 | 2 521 | - | - | - | - |
| Karangjambu | 110 | 1 890 | - | 1 000 | - | - |
| Karanganyar | 909 | 316 | - | - | - | - |
| Kertanegara | 150 | 450 | - | - | - | - |
| Karangmoncol | 49 | 92 | 31 | 9 | - | - |
| Rembang | 112 000 | - | - | - | - | - |
| Purbalingga | 139 114 | 75 612 | 31 | 1 009 | - | - |

Lanjutan Tabel/Continued Table 5.2.5

| Kecamatan Subdistrict | Mahkota Dewa/ Phaleria Macrocarpa (pohon/ tree) | | Mengkudu/Pace/ Indian Mulberry (pohon/ tree) | | Sambiloto/ King of Bitter (m ² / m ²) | |
|--------------------------|---|-----------|--|-------------|---|----------|
| | 2020 | 2021 | 2020 | 2021 | 2020 | 2021 |
| (1) | (20) | (21) | (22) | (23) | (24) | (25) |
| Kemangkön | - | - | - | - | - | - |
| Bukateja | 20 | 10 | 410 | 410 | - | - |
| Kejobong | - | - | - | - | - | - |
| Pengadegan | - | - | - | - | - | - |
| Kaligondang | - | - | 335 | 335 | - | - |
| Purbalingga | - | - | - | - | - | - |
| Kalimanah | 118 | - | 170 | - | - | - |
| Padamara | - | - | - | - | - | - |
| Kutasari | - | - | - | - | - | - |
| Bojongsari | - | - | - | - | - | - |
| Mrebet | - | - | - | - | - | - |
| Bobotsari | - | - | - | - | - | - |
| Karangreja | - | - | - | - | - | - |
| Karangjambu | - | - | - | - | - | - |
| Karanganyar | - | - | - | - | - | - |
| Kertanegara | - | - | 349 | 500 | - | - |
| Karangmoncol | - | - | 312 | - | - | - |
| Rembang | - | - | - | - | - | - |
| Purbalingga | 138 | 10 | 1576 | 1245 | - | - |

Lanjutan Tabel/*Continued Table 5.2.5*

| Kecamatan Subdistrict | Temuireng/ <i>Black Turmeric</i> (m ² /m ²) | | Temukunci/ <i>Chinese Keys</i> (m ² /m ²) | | Temulawak/ <i>Java Turmeric</i> (m ² /m ²) | |
|--------------------------|---|------------|---|------------|--|------------|
| | 2020 | 2021 | 2020 | 2021 | 2020 | 2021 |
| (1) | (26) | (27) | (28) | (29) | (30) | (31) |
| Kemangkon | - | - | - | - | - | - |
| Bukateja | - | - | - | - | - | - |
| Kejobong | - | - | - | - | - | - |
| Pengadegan | - | - | - | - | - | - |
| Kaligondang | - | - | - | - | - | - |
| Purbalingga | - | - | - | - | - | - |
| Kalimanah | - | - | - | - | - | - |
| Padamara | - | - | - | - | - | - |
| Kutasari | - | - | - | - | - | - |
| Bojongsari | - | - | - | - | - | - |
| Mrebet | - | - | - | - | - | - |
| Bobotsari | - | - | - | - | - | - |
| Karangreja | - | - | - | - | - | - |
| Karangjambu | 10 | 470 | - | 100 | 750 | 225 |
| Karanganyar | - | - | - | - | - | - |
| Kertanegara | - | - | - | - | - | - |
| Karangmoncol | - | - | - | - | 41 | - |
| Rembang | - | - | - | - | - | - |
| Purbalingga | 10 | 470 | - | 100 | 791 | 225 |

Sumber/Source: BPS, Statistik Pertanian Hortikultura SPH/ *BPS-Statistics Indonesia, Agricultural Statistic for Horticulture SPH*

Tabel
Table 5.2.6

Produksi Tanaman Biofarmaka Menurut Kecamatan dan Jenis Tanaman di Kabupaten Purbalingga, 2020 dan 2021
Production of Medicinal Plants by Subdistrict and Kind of Plant in Purbalingga Regency, 2020 and 2021

| Kecamatan Subdistrict | Dlingo/Dringo/ Calamus (kg/ kg) | | Jahe/ Ginger (kg/ kg) | | Kapulaga/ Java Cardamom (kg/ kg) | |
|--------------------------|------------------------------------|----------|--------------------------|----------------|--|------------------|
| | 2020 | 2021 | 2020 | 2021 | 2020 | 2021 |
| (1) | (2) | (3) | (4) | (5) | (6) | (7) |
| Kemangkon | - | - | 30 394 | 7 650 | - | - |
| Bukateja | - | - | 250 | 13 600 | - | - |
| Kejobong | - | - | 8 323 | 2 319 | 15 752 | - |
| Pengadegan | - | - | 93 695 | 296 387 | - | 28 985 |
| Kaligondang | - | - | 285 600 | 612 000 | 21 996 | 5 600 |
| Purbalingga | - | - | - | - | - | - |
| Kalimanah | - | - | - | - | - | - |
| Padamara | - | - | - | - | - | - |
| Kutasari | - | - | - | - | - | - |
| Bojongsari | - | - | - | - | - | - |
| Mrebet | - | - | 408 | 5 124 | 4 239 | 8 658 |
| Bobotsari | 10 | - | 90 | 42 | 1 778 | 400 |
| Karangreja | - | - | 910 | 36 947 | 25 888 | 125 800 |
| Karangjambu | - | - | 8 477 | 638 | 594 100 | 2 380 000 |
| Karanganyar | - | - | 281 | 865 | 14 516 | 15 076 |
| Kertanegara | - | - | 3 580 | 20 385 | 43 340 | 41 412 |
| Karangmoncol | - | - | 167 | 230 | 72 801 | 399 938 |
| Rembang | - | - | - | - | 1 290 086 | 421 518 |
| Purbalingga | 10 | - | 432 175 | 996 187 | 2 084 496 | 3 427 387 |

Lanjutan Tabel/Continued Table 5.2.6

| Kecamatan Subdistrict | Keji Beling/ <i>Verbenaceae</i> (kg/ kg) | | Kencur/ <i>East Indian Galangal</i> (kg/ kg) | | Kunyit/ <i>Turmeric</i> (kg/ kg) | |
|--------------------------|---|----------|---|------------------|-------------------------------------|----------------|
| | 2020 | 2021 | 2020 | 2021 | 2020 | 2021 |
| (1) | (8) | (9) | (10) | (11) | (12) | (13) |
| Kemangkon | - | - | - | - | - | - |
| Bukateja | - | - | 4 200 | 4 900 | 8 750 | 5 500 |
| Kejobong | - | - | 8 620 | 2 194 | 10 766 | 2 526 |
| Pengadegan | - | - | 68 599 | 327 376 | 19 815 | 123 772 |
| Kaligondang | - | - | 207 340 | 100 800 | 150 500 | 26 000 |
| Purbalingga | - | - | - | - | - | - |
| Kalimanah | - | - | - | - | - | - |
| Padamara | - | - | - | - | - | - |
| Kutasari | - | - | - | - | - | - |
| Bojongsari | - | - | - | - | - | - |
| Mrebet | - | - | 56 | 1 806 | 182 | 1 060 |
| Bobotsari | - | - | 63 | 10 | 88 | 118 |
| Karangreja | - | - | 7 | 328 | 260 | 586 |
| Karangjambu | - | - | 5 390 | 700 | 14 500 | 1 500 |
| Karanganyar | - | - | 631 | 173 | 11 607 | 11 990 |
| Kertanegara | - | - | 688 | - | 584 | 400 |
| Karangmoncol | - | - | 54 | 97 | 56 | 487 |
| Rembang | - | - | 2 418 000 | 2 403 726 | - | 238 600 |
| Purbalingga | - | - | 2 713 648 | 2 842 110 | 217 108 | 412 539 |

Lanjutan Tabel/Continued Table 5.2.6

| Kecamatan Subdistrict | Laos/ Lengkuas/ Galanga (kg/ kg) | | Lempuyang/ Zingiber Aromaticum (kg/ kg) | | Lidah Buaya/ Aloevera (kg/ kg) | |
|--------------------------|-------------------------------------|----------------|---|------------|-----------------------------------|----------|
| | 2020 | 2021 | 2020 | 2021 | 2020 | 2021 |
| (1) | (14) | (15) | (16) | (17) | (18) | (19) |
| Kemangkön | - | - | - | - | - | - |
| Bukateja | 5 650 | 3 480 | - | - | - | - |
| Kejobong | 8 975 | - | - | - | - | - |
| Pengadegan | 28 153 | 64 629 | - | - | - | - |
| Kaligondang | 32 561 | 40 080 | - | - | - | - |
| Purbalingga | - | - | - | - | - | - |
| Kalimanah | - | - | - | - | - | - |
| Padamara | - | - | - | - | - | - |
| Kutasari | - | - | - | - | - | - |
| Bojongsari | - | - | - | - | - | - |
| Mrebet | 180 | 1 260 | - | - | - | - |
| Bobotsari | 86 | - | - | - | - | - |
| Karangreja | 30 | 9 025 | - | - | - | - |
| Karangjambu | 132 | 2 268 | - | 610 | - | - |
| Karanganyar | 3 414 | 852 | - | - | - | - |
| Kertanegara | 180 | 540 | - | - | - | - |
| Karangmoncol | 308 | 220 | 38 | 25 | - | - |
| Rembang | 438 450 | - | - | - | - | - |
| Purbalingga | 518 119 | 122 354 | 38 | 635 | - | - |

Lanjutan Tabel/Continued Table 5.2.6

| Kecamatan Subdistrict | Mahkota Dewa/ <i>Phaleria</i> <i>Macrocarpa</i> (kg/ kg) | | Mengkudu/ Pace/ <i>Indian</i> <i>Mulberry</i> (kg/ kg) | | Sambiloto/ <i>King of Bitter</i> (kg/ kg) | |
|--------------------------|--|------------|--|---------------|--|----------|
| | 2020 | 2021 | 2020 | 2021 | 2020 | 2021 |
| (1) | (20) | (21) | (22) | (23) | (24) | (25) |
| Kemangkon | - | - | - | - | - | - |
| Bukateja | 240 | 150 | 2 460 | 1 800 | - | - |
| Kejobong | - | - | - | - | - | - |
| Pengadegan | - | - | - | - | - | - |
| Kaligondang | - | - | 6 700 | 402 | - | - |
| Purbalingga | - | - | - | - | - | - |
| Kalimanah | 4 252 | - | 1 684 | - | - | - |
| Padamara | - | - | - | - | - | - |
| Kutasari | - | - | - | - | - | - |
| Bojongsari | - | - | - | - | - | - |
| Mrebet | - | - | - | - | - | - |
| Bobotsari | - | - | - | - | - | - |
| Karangreja | - | - | - | - | - | - |
| Karangjambu | - | - | - | - | - | - |
| Karanganyar | - | - | - | - | - | - |
| Kertanegara | - | - | 100 | 12 500 | - | - |
| Karangmoncol | - | - | 1 739 | - | - | - |
| Rembang | - | - | - | - | - | - |
| Purbalingga | 4 492 | 150 | 12 683 | 14 702 | - | - |

Lanjutan Tabel/Continued Table 5.2.6

| Kecamatan Subdistrict | Temuireng/ Black Turmeric (kg/ kg) | | Temukunci/ Chinese Keys (kg/ kg) | | Temulawak/ Java Turmeric (kg/ kg) | |
|--------------------------|--|------------|-------------------------------------|------------|---|------------|
| | 2020 | 2021 | 2020 | 2021 | 2020 | 2021 |
| (1) | (26) | (27) | (28) | (29) | (30) | (31) |
| Kemangkon | - | - | - | - | - | - |
| Bukateja | - | - | - | - | - | - |
| Kejobong | - | - | - | - | - | - |
| Pengadegan | - | - | - | - | - | - |
| Kaligondang | - | - | - | - | - | - |
| Purbalingga | - | - | - | - | - | - |
| Kalimanah | - | - | - | - | - | - |
| Padamara | - | - | - | - | - | - |
| Kutasari | - | - | - | - | - | - |
| Bojongsari | - | - | - | - | - | - |
| Mrebet | - | - | - | - | - | - |
| Bobotsari | - | - | - | - | - | - |
| Karangreja | - | - | - | - | - | - |
| Karangjambu | 6 | 570 | - | 124 | 750 | 270 |
| Karanganyar | - | - | - | - | - | - |
| Kertanegara | - | - | - | - | - | - |
| Karangmoncol | - | - | - | - | 95 | - |
| Rembang | - | - | - | - | - | - |
| Purbalingga | 6 | 570 | - | 124 | 845 | 270 |

Sumber/Source: BPS, Statistik Pertanian Hortikultura SPH/ BPS-Statistics Indonesia, Agricultural Statistic for Horticulture SPH

Tabel
Table 5.2.7

**Luas Panen Tanaman Biofarmaka Menurut Jenis Tanaman
di Kabupaten Purbalingga, 2019-2021**
*Harvested Area of Medicinal Plants by Kind of Plant in
Purbalingga Regency, 2020-2021*

| Jenis Tanaman <i>Kind of Plants</i> | Satuan <i>Unit</i> | 2019 | 2020 | 2021 |
|--|-----------------------|-----------|-----------|-----------|
| (1) | (2) | (3) | (4) | (5) |
| Dlingo/Dringo/ <i>Calamus</i> | m ² | 250 | 10 | - |
| Jahe/ <i>Ginger</i> | m ² | 107 982 | 202 169 | 564 323 |
| Kapulaga/ <i>Java Cardamom</i> | m ² | 2 296 510 | 3 225 493 | 3 455 548 |
| Keji Beling/ <i>Verbenaceae</i> | m ² | 90 | - | - |
| Kencur/ <i>East Indian Galangal</i> | m ² | 269 260 | 1 147 911 | 2 060 441 |
| Kunyit/ <i>Turmeric</i> | m ² | 140 687 | 277 173 | 205 888 |
| Laos/Lengkuas/ <i>Galanga</i> | m ² | 38 574 | 139 114 | 75 612 |
| Lempuyang/ <i>Zingiber Aromaticum</i> | m ² | 1 045 | 31 | 1 009 |
| Lidah Buaya/ <i>Aloevera</i> | m ² | 1 500 | - | - |
| Mahkota Dewa/ <i>Phaleria Macrocarpa</i> | pohon/ <i>tree</i> | 561 | 138 | 10 |
| Mengkudu/Pace/ <i>Indian Mulberry</i> | pohon/ <i>tree</i> | 2 094 | 1 576 | 1 245 |
| Sambiloto/ <i>King of Bitter</i> | m ² | - | - | - |
| Temuireng/ <i>Black Turmeric</i> | m ² | 400 | 10 | 470 |
| Temukunci/ <i>Chinese Keys</i> | m ² | 100 | - | 100 |
| Temulawak/ <i>Java Turmeric</i> | m ² | 899 | 791 | 225 |

Sumber/Source: BPS, Statistik Pertanian Hortikultura SPH/ *BPS-Statistics Indonesia, Agricultural Statistic for Horticulture SPH*

Tabel
Table 5.2.8

Produksi Tanaman Biofarmaka Menurut Jenis Tanaman di Kabupaten Purbalingga, 2019-2021
Production of Medicinal Plants by Kind of Plant in Purbalingga Regency, 2019-2021

| Jenis Tanaman <i>Kind of Plants</i> | Satuan <i>Unit</i> | 2019 | 2020 | 2021 |
|--|-----------------------|-----------|-----------|-----------|
| (1) | (2) | (3) | (4) | (5) |
| Dlingo/Dringo/ <i>Calamus</i> | kg | 73 | 10 | - |
| Jahe/ <i>Ginger</i> | kg | 156 433 | 432 175 | 996 187 |
| Kapulaga/ <i>Java Cardamom</i> | kg | 1 514 190 | 2 084 496 | 3 427 387 |
| Keji Beling/ <i>Verbenaceae</i> | kg | 62 | - | - |
| Kencur/ <i>East Indian Galangal</i> | kg | 326 430 | 2 713 648 | 2 842 110 |
| Kunyit/ <i>Turmeric</i> | kg | 259 839 | 217 108 | 412 539 |
| Laos/Lengkuas/ <i>Galanga</i> | kg | 82 066 | 518 119 | 122 354 |
| Lempuyang/ <i>Zingiber Aromaticum</i> | kg | 690 | 38 | 635 |
| Lidah Buaya/ <i>Aloevera</i> | kg | 750 | - | - |
| Mahkota Dewa/ <i>Phaleria Macrocarpa</i> | kg | 12 731 | 4 492 | 150 |
| Mengkudu/Pace/ <i>Indian Mulberry</i> | kg | 11 764 | 12 683 | 14 702 |
| Sambiloto/ <i>King of Bitter</i> | kg | - | - | - |
| Temuireng/ <i>Black Turmeric</i> | kg | 235 | 6 | 570 |
| Temukunci/ <i>Chinese Keys</i> | kg | 45 | - | 124 |
| Temulawak/ <i>Java Turmeric</i> | kg | 981 | 845 | 270 |

Sumber/Source: BPS, Statistik Pertanian Hortikultura SPH/ BPS-Statistics Indonesia, Agricultural Statistic for Horticulture SPH

Tabel
Table 5.2.9

**Luas Panen Tanaman Hias Menurut Kecamatan dan Jenis
Tanaman di Kabupaten Purbalingga, 2020-2021**
*Harvested Area of Ornamental Plants by Subdistrict and
Kind of Plant in Purbalingga Regency, 2020-2021*

| Kecamatan Subdistrict | Anggrek/ Orchid (m ² / m ²) | | Anthurium Bunga/ Flamingo Lily Flower (m ² / m ²) | | Anthurium Daun/ Anthurium (m ² / m ²) | | Anyelir/ Carnation (m ² / m ²) | |
|--------------------------|---|------------|---|-----------|--|------|--|------|
| | 2020 | 2021 | 2020 | 2021 | 2020 | 2021 | 2020 | 2021 |
| (1) | (2) | (3) | (4) | (5) | (6) | (7) | (8) | (9) |
| Kemangkong | - | - | - | - | - | - | - | - |
| Bukateja | - | - | - | - | - | - | - | - |
| Kejobong | - | - | - | - | - | - | - | - |
| Pengadegan | - | - | - | - | - | - | - | - |
| Kaligondang | - | - | - | - | - | - | - | - |
| Purbalingga | - | - | - | - | - | - | - | - |
| Kalimanah | - | - | - | - | - | - | - | - |
| Padamara | - | - | - | - | - | - | - | - |
| Kutasari | - | - | - | - | - | - | - | - |
| Bojongsari | - | - | - | - | - | - | - | - |
| Mrebet | - | - | - | - | - | - | - | - |
| Bobotsari | - | - | - | - | - | - | - | - |
| Karangreja | - | - | - | - | - | - | - | - |
| Karangjambu | - | 230 | - | 15 | - | - | - | - |
| Karanganyar | - | - | - | - | - | - | - | - |
| Kertanegara | - | - | - | - | - | - | - | - |
| Karangmoncol | - | - | - | - | - | - | - | - |
| Rembang | - | - | - | - | - | - | - | - |
| Purbalingga | - | 230 | - | 15 | - | - | - | - |

Lanjutan Tabel/Continued Table 5.2.9

| Kecamatan Subdistrict | Balaceng/ Dieffenbacia (m ² / m ²) | | Dracaena/ Dracaena (m ² / m ²) | | Euphorbia/ Euphorbia (m ² / m ²) | | Gladiol/ Gladiol (m ² / m ²) | |
|--------------------------|---|------|---|------|---|------|--|------|
| | 2020 | 2021 | 2020 | 2021 | 2020 | 2021 | 2020 | 2021 |
| (1) | (10) | (11) | (12) | (13) | (14) | (15) | (16) | (17) |
| Kemangkong | - | - | - | - | - | - | - | - |
| Bukateja | - | - | - | - | - | - | - | - |
| Kejobong | - | - | - | - | - | - | - | - |
| Pengadegan | - | - | - | - | - | - | - | - |
| Kaligondang | - | - | - | - | - | - | - | - |
| Purbalingga | - | - | - | - | - | - | - | - |
| Kalimanah | - | - | - | - | - | - | - | - |
| Padamara | - | - | - | - | - | - | - | - |
| Kutasari | - | - | - | - | - | - | - | - |
| Bojongsari | - | - | - | - | - | - | - | - |
| Mrebet | - | - | - | - | - | - | - | - |
| Bobotsari | - | - | - | - | - | - | - | - |
| Karangreja | - | - | - | - | - | - | - | - |
| Karangjambu | - | - | - | - | - | - | - | - |
| Karanganyar | - | - | - | - | - | - | - | - |
| Kertanegara | - | - | - | - | - | - | - | - |
| Karangmoncol | - | - | - | - | - | - | - | - |
| Rembang | - | - | - | - | - | - | - | - |
| Purbalingga | - | - | - | - | - | - | - | - |

Lanjutan Tabel/Continued Table 5.2.9

| Kecamatan Subdistrict | Hanjuang/ Cordyline (m ² / m ²) | | Herbras/ Gerbera (m ² / m ²) | | Kamboja Jepang/ Adenium (m ² / m ²) | | Keladi Hias/ Caladium (m ² / m ²) | |
|--------------------------|--|------|--|-----------|--|------|--|------|
| | 2020 | 2021 | 2020 | 2021 | 2020 | 2021 | 2020 | 2021 |
| (1) | (18) | (19) | (20) | (21) | (22) | (23) | (24) | (25) |
| Kemangkon | - | - | - | - | - | - | - | - |
| Bukateja | - | - | - | - | - | - | - | - |
| Kejobong | - | - | - | - | - | - | - | - |
| Pengadegan | - | - | - | - | - | - | - | - |
| Kaligondang | - | - | - | - | - | - | - | - |
| Purbalingga | - | - | - | - | - | - | - | - |
| Kalimamah | - | - | - | - | - | - | - | - |
| Padamara | - | - | - | - | - | - | - | - |
| Kutasari | - | - | - | - | - | - | - | - |
| Bojongsari | - | - | - | - | - | - | - | - |
| Mrebet | - | - | - | - | - | - | - | - |
| Bobotsari | - | - | - | - | - | - | - | - |
| Karangreja | - | - | - | - | - | - | - | - |
| Karangjambu | - | - | - | 30 | - | - | - | - |
| Karanganyar | - | - | - | - | - | - | - | - |
| Kertanegara | - | - | - | - | - | - | - | - |
| Karangmoncol | - | - | - | - | - | - | - | - |
| Rembang | - | - | - | - | - | - | - | - |
| Purbalingga | - | - | - | 30 | - | - | - | - |

Lanjutan Tabel/Continued Table 5.2.9

| Kecamatan Subdistrict | Krisan/ Chrysantemum (m ² / m ²) | | Mawar/ Rose (m ² / m ²) | | Melati/ Jasmine (m ² / m ²) | | Monstera/ Monstera (m ² / m ²) | |
|--------------------------|---|----------|---|-----------|---|----------------|---|----------|
| | 2020 | 2021 | 2020 | 2021 | 2020 | 2021 | 2020 | 2021 |
| (1) | (26) | (27) | (28) | (29) | (30) | (31) | (32) | (33) |
| Kemangkon | - | - | - | - | - | - | - | - |
| Bukateja | - | - | - | - | 100 000 | 932 000 | - | - |
| Kejobong | - | - | - | - | 863 | 582 | - | - |
| Pengadegan | - | - | - | - | - | - | - | - |
| Kaligondang | - | - | - | - | - | - | - | - |
| Purbalingga | - | - | - | - | - | - | - | - |
| Kalimamah | - | - | - | - | - | - | - | - |
| Padamara | - | - | - | - | - | - | - | - |
| Kutasari | - | - | - | - | - | - | - | - |
| Bojongsari | - | - | - | - | - | - | - | - |
| Mrebet | - | - | - | - | - | - | - | - |
| Bobotsari | - | - | - | - | - | - | - | - |
| Karangreja | 16 | - | 10 | 19 | - | - | - | - |
| Karangjambu | - | - | - | 8 | - | 14 | - | - |
| Karanganyar | - | - | - | - | - | - | - | - |
| Kertanegara | - | - | - | - | - | - | - | - |
| Karangmoncol | - | - | - | - | - | - | - | - |
| Rembang | - | - | - | - | - | - | - | - |
| Purbalingga | 16 | - | 10 | 27 | 100 863 | 932 596 | - | - |

Lanjutan Tabel/Continued Table 5.2.9

| Kecamatan Subdistrict | Pakis/ <i>Leather Leaf Fern</i> (m ² / m ²) | | Palem/ <i>Palm</i> (pohon/ tree) | | Pedang- Pedangan/ <i>Sansevieria</i> (m ² / m ²) | | Philodendron/ <i>Philodendron</i> (m ² / m ²) | |
|--------------------------|---|------|-------------------------------------|------|--|-----------|--|------|
| | 2020 | 2021 | 2020 | 2021 | 2020 | 2021 | 2020 | 2021 |
| (1) | (34) | (35) | (36) | (37) | (38) | (39) | (40) | (41) |
| Kemangkon | - | - | - | - | - | - | - | - |
| Bukateja | - | - | - | - | - | - | - | - |
| Kejobong | - | - | - | - | - | - | - | - |
| Pengadegan | - | - | - | - | - | - | - | - |
| Kaligondang | - | - | - | - | - | - | - | - |
| Purbalingga | - | - | - | - | - | - | - | - |
| Kalimanah | - | - | - | - | - | - | - | - |
| Padamara | - | - | - | - | - | - | - | - |
| Kutasari | - | - | - | - | - | - | - | - |
| Bojongsari | - | - | - | - | - | - | - | - |
| Mrebet | - | - | - | - | - | - | - | - |
| Bobotsari | - | - | - | - | - | - | - | - |
| Karangreja | - | - | - | - | - | - | - | - |
| Karangjambu | - | - | - | - | - | 14 | - | - |
| Karanganyar | - | - | - | - | - | - | - | - |
| Kertanegara | - | - | - | - | - | - | - | - |
| Karangmoncol | - | - | - | - | - | - | - | - |
| Rembang | - | - | - | - | - | - | - | - |
| Purbalingga | - | - | - | - | - | 14 | - | - |

Lanjutan Tabel/Continued Table 5.2.9

| Kecamatan Subdistrict | Pisang-Pisangan/ Heliconia (m ² / m ²) | | Sedap Malam/ Tuberose (m ² / m ²) | | Soka/ Ixora (m ² / m ²) | | Sri Rejeki/ Aglaonema (m ² / m ²) | |
|--------------------------|---|----------|--|----------|---|----------|--|-----------|
| | 2020 | 2021 | 2020 | 2021 | 2020 | 2021 | 2020 | 2021 |
| (1) | (42) | (43) | (44) | (45) | (46) | (47) | (48) | (49) |
| Kemangkön | - | - | - | - | - | - | - | - |
| Bukateja | - | - | - | - | - | - | - | - |
| Kejobong | - | - | - | - | - | - | - | - |
| Pengadegan | - | - | - | - | - | - | - | - |
| Kaligondang | - | - | - | - | - | - | - | - |
| Purbalingga | - | - | - | - | - | - | - | - |
| Kalimanah | - | - | - | - | - | - | - | - |
| Padamara | - | - | - | - | - | - | - | - |
| Kutasari | - | - | - | - | - | - | - | - |
| Bojongsari | - | - | - | - | - | - | - | - |
| Mrebet | - | - | - | - | - | - | - | - |
| Bobotsari | - | - | - | - | - | - | - | - |
| Karangreja | - | - | - | - | - | - | 12 | - |
| Karangjambu | - | - | - | - | - | - | - | 17 |
| Karanganyar | - | - | - | - | - | - | - | - |
| Kertanegara | - | - | - | - | - | - | - | - |
| Karangmoncol | - | - | - | - | - | - | - | - |
| Rembang | - | - | - | - | - | - | - | 20 |
| Purbalingga | - | - | - | - | - | - | 12 | 37 |

Catatan/Note: Anggrek hanya mencakup anggrek potong/Just includes cut flower

Sumber/Source: BPS, Statistik Pertanian Hortikultura SPH/ BPS-Statistics Indonesia, Agricultural Statistic for Horticulture SPH

Tabel
Table 5.2.10

**Produksi Tanaman Hias Menurut Kecamatan dan Jenis
Tanaman di Kabupaten Purbalingga, 2020-2021**
*Production of Ornamental Plants by Subdistrict and Kind of
Plant in Purbalingga Regency, 2020-2021*

| Kecamatan Subdistrict | Angrek/ <i>Orchid</i> (tangkai/ stalks) | | Anthurium Bunga/ <i>Flamingo</i> <i>Lily Flower</i> (tangkai/ stalks) | | Anthurium Daun/ <i>Anthurium</i> (pohon/ tree) | | Anyelir/ <i>Carnation</i> (tangkai/ stalks) | |
|--------------------------|--|------------|--|-----------|--|------|--|------|
| | 2020 | 2021 | 2020 | 2021 | 2020 | 2021 | 2020 | 2021 |
| (1) | (2) | (3) | (4) | (5) | (6) | (7) | (8) | (9) |
| Kemangkon | - | - | - | - | - | - | - | - |
| Bukateja | - | - | - | - | - | - | - | - |
| Kejobong | - | - | - | - | - | - | - | - |
| Pengadegan | - | - | - | - | - | - | - | - |
| Kaligondang | - | - | - | - | - | - | - | - |
| Purbalingga | - | - | - | - | - | - | - | - |
| Kalimanah | - | - | - | - | - | - | - | - |
| Padamara | - | - | - | - | - | - | - | - |
| Kutasari | - | - | - | - | - | - | - | - |
| Bojongsari | - | - | - | - | - | - | - | - |
| Mrebet | - | - | - | - | - | - | - | - |
| Bobotsari | - | - | - | - | - | - | - | - |
| Karangreja | - | - | - | - | - | - | - | - |
| Karangjambu | - | 280 | - | 15 | - | - | - | - |
| Karanganyar | - | - | - | - | - | - | - | - |
| Kertanegara | - | - | - | - | - | - | - | - |
| Karangmoncol | - | - | - | - | - | - | - | - |
| Rembang | - | - | - | - | - | - | - | - |
| Purbalingga | - | 280 | - | 15 | - | - | - | - |

Lanjutan Tabel/Continued Table 5.2.10

| Kecamatan Subdistrict | Balaceng/ Dieffenbacia (pohon/ tree) | | Dracaena/ Dracaena (pohon/ tree) | | Euphorbia/ Euphorbia (pohon/ tree) | | Gladiol/ Gladiol (tangkai/ stalks) | |
|--------------------------|--|------|--|------|--|------|---------------------------------------|------|
| | 2020 | 2021 | 2020 | 2021 | 2020 | 2021 | 2020 | 2021 |
| (1) | (10) | (11) | (12) | (13) | (14) | (15) | (16) | (17) |
| Kemangkön | - | - | - | - | - | - | - | - |
| Bukateja | - | - | - | - | - | - | - | - |
| Kejobong | - | - | - | - | - | - | - | - |
| Pengadegan | - | - | - | - | - | - | - | - |
| Kaligondang | - | - | - | - | - | - | - | - |
| Purbalingga | - | - | - | - | - | - | - | - |
| Kalimanah | - | - | - | - | - | - | - | - |
| Padamara | - | - | - | - | - | - | - | - |
| Kutasari | - | - | - | - | - | - | - | - |
| Bojongsari | - | - | - | - | - | - | - | - |
| Mrebet | - | - | - | - | - | - | - | - |
| Bobotsari | - | - | - | - | - | - | - | - |
| Karangreja | - | - | - | - | - | - | - | - |
| Karangjambu | - | - | - | - | - | - | - | - |
| Karanganyar | - | - | - | - | - | - | - | - |
| Kertanegara | - | - | - | - | - | - | - | - |
| Karangmoncol | - | - | - | - | - | - | - | - |
| Rembang | - | - | - | - | - | - | - | - |
| Purbalingga | - | - | - | - | - | - | - | - |

Lanjutan Tabel/Continued Table 5.2.10

| Kecamatan Subdistrict | Hanjuang/ <i>Cordyline</i> (pohon/ tree) | | Herbras/ <i>Gerbera</i> (tangkai/ stalks) | | Kamboja Jepang/ <i>Adenium</i> (pohon/ tree) | | Keladi Hias/ <i>Caladium</i> (pohon/ tree) | |
|--------------------------|--|------|--|-----------|--|------|--|------|
| | 2020 | 2021 | 2020 | 2021 | 2020 | 2021 | 2020 | 2021 |
| (1) | (18) | (19) | (20) | (21) | (22) | (23) | (24) | (25) |
| Kemangkon | - | - | - | - | - | - | - | - |
| Bukateja | - | - | - | - | - | - | - | - |
| Kejobong | - | - | - | - | - | - | - | - |
| Pengadegan | - | - | - | - | - | - | - | - |
| Kaligondang | - | - | - | - | - | - | - | - |
| Purbalingga | - | - | - | - | - | - | - | - |
| Kalimanah | - | - | - | - | - | - | - | - |
| Padamara | - | - | - | - | - | - | - | - |
| Kutasari | - | - | - | - | - | - | - | - |
| Bojongsari | - | - | - | - | - | - | - | - |
| Mrebet | - | - | - | - | - | - | - | - |
| Bobotsari | - | - | - | - | - | - | - | - |
| Karangreja | - | - | - | - | - | - | - | - |
| Karangjambu | - | - | - | 30 | - | - | - | - |
| Karanganyar | - | - | - | - | - | - | - | - |
| Kertanegara | - | - | - | - | - | - | - | - |
| Karangmoncol | - | - | - | - | - | - | - | - |
| Rembang | - | - | - | - | - | - | - | - |
| Purbalingga | - | - | - | 30 | - | - | - | - |

Lanjutan Tabel/Continued Table 5.2.10

| Kecamatan Subdistrict | Krisan/ Chrysantemum (tangkai/ stalks) | | Mawar/ Rose (tangkai/ stalks) | | Melati/ Jasmine (tangkai/ stalks) | | Monstera/ Monstera (pohon/ tree) | |
|--------------------------|--|----------|----------------------------------|-----------|--------------------------------------|------------------|--|----------|
| | 2020 | 2021 | 2020 | 2021 | 2020 | 2021 | 2020 | 2021 |
| (1) | (26) | (27) | (28) | (29) | (30) | (31) | (32) | (33) |
| Kemangkon | - | - | - | - | - | - | - | - |
| Bukateja | - | - | - | - | 171 118 | 1 168 064 | - | - |
| Kejobong | - | - | - | - | 105 | 71 | - | - |
| Pengadegan | - | - | - | - | - | - | - | - |
| Kaligondang | - | - | - | - | - | - | - | - |
| Purbalingga | - | - | - | - | - | - | - | - |
| Kalimanah | - | - | - | - | - | - | - | - |
| Padamara | - | - | - | - | - | - | - | - |
| Kutasari | - | - | - | - | - | - | - | - |
| Bojongsari | - | - | - | - | - | - | - | - |
| Mrebet | - | - | - | - | - | - | - | - |
| Bobotsari | - | - | - | - | - | - | - | - |
| Karangreja | 600 | - | 100 | 50 | - | - | - | - |
| Karangjambu | - | - | - | 25 | - | 5 | - | - |
| Karanganyar | - | - | - | - | - | - | - | - |
| Kertanegara | - | - | - | - | - | - | - | - |
| Karangmoncol | - | - | - | - | - | - | - | - |
| Rembang | - | - | - | - | - | - | - | - |
| Purbalingga | 600 | - | 100 | 75 | 171 223 | 1 168 140 | - | - |

Lanjutan Tabel/*Continued Table 5.2.10*

| Kecamatan Subdistrict | Pakis/ <i>Leather Leaf Fern</i> (pohon/ tree) | | Palem/ Palm (pohon/ tree) | | Pedang- Pedangan/ <i>Sansevieria</i> (rumpun/ clumps) | | Philodendron/ <i>Philodendron</i> (pohon/ tree) | |
|--------------------------|--|------|------------------------------|------|--|-----------|---|------|
| | 2020 | 2021 | 2020 | 2021 | 2020 | 2021 | 2020 | 2021 |
| (1) | (34) | (35) | (36) | (37) | (38) | (39) | (40) | (41) |
| Kemangkon | - | - | - | - | - | - | - | - |
| Bukateja | - | - | - | - | - | - | - | - |
| Kejobong | - | - | - | - | - | - | - | - |
| Pengadegan | - | - | - | - | - | - | - | - |
| Kaligondang | - | - | - | - | - | - | - | - |
| Purbalingga | - | - | - | - | - | - | - | - |
| Kalimanah | - | - | - | - | - | - | - | - |
| Padamara | - | - | - | - | - | - | - | - |
| Kutasari | - | - | - | - | - | - | - | - |
| Bojongsari | - | - | - | - | - | - | - | - |
| Mrebet | - | - | - | - | - | - | - | - |
| Bobotsari | - | - | - | - | - | - | - | - |
| Karangreja | - | - | - | - | - | - | - | - |
| Karangjambu | - | - | - | - | - | 14 | - | - |
| Karanganyar | - | - | - | - | - | - | - | - |
| Kertanegara | - | - | - | - | - | - | - | - |
| Karangmoncol | - | - | - | - | - | - | - | - |
| Rembang | - | - | - | - | - | - | - | - |
| Purbalingga | - | - | - | - | - | 14 | - | - |

Lanjutan Tabel/Continued Table 5.2.10

| Kecamatan Subdistrict | Pisang-Pisangan/ Heliconia (tangkai/ stalks) | | Sedap Malam/ Tuberose (tangkai/ stalks) | | Soka/ Ixora (tangkai/ stalks) | | Sri Rejeki/ Aglaonema (pohon/ tree) | |
|--------------------------|--|----------|---|----------|----------------------------------|----------|---|------------|
| | 2020 | 2021 | 2020 | 2021 | 2020 | 2021 | 2020 | 2021 |
| (1) | (42) | (43) | (44) | (45) | (46) | (47) | (48) | (49) |
| Kemangkon | - | - | - | - | - | - | - | - |
| Bukateja | - | - | - | - | - | - | - | - |
| Kejobong | - | - | - | - | - | - | - | - |
| Pengadegan | - | - | - | - | - | - | - | - |
| Kaligondang | - | - | - | - | - | - | - | - |
| Purbalingga | - | - | - | - | - | - | - | - |
| Kalimanah | - | - | - | - | - | - | - | - |
| Padamara | - | - | - | - | - | - | - | - |
| Kutasari | - | - | - | - | - | - | - | - |
| Bojongsari | - | - | - | - | - | - | - | - |
| Mrebet | - | - | - | - | - | - | - | - |
| Bobotsari | - | - | - | - | - | - | - | - |
| Karangreja | - | - | - | - | - | - | 240 | - |
| Karangjambu | - | - | - | - | - | - | - | 17 |
| Karanganyar | - | - | - | - | - | - | - | - |
| Kertanegara | - | - | - | - | - | - | - | - |
| Karangmoncol | - | - | - | - | - | - | - | - |
| Rembang | - | - | - | - | - | - | - | 240 |
| Purbalingga | - | - | - | - | - | - | 240 | 257 |

Catatan/Note: Anggrek hanya mencakup anggrek potong/Just includes cut flower

Sumber/Source: BPS, Statistik Pertanian Hortikultura SPH/ BPS-Statistics Indonesia, Agricultural Statistic for Horticulture SPH

Tabel
Table 5.2.11

**Luas Panen Tanaman Hias Menurut Jenis Tanaman di
Kabupaten Purbalingga, 2019–2021**
*Harvested Area of Ornamental Plants by Kind of Plant in
Purbalingga Regency, 2019–2021*

| Jenis Tanaman <i>Kind of Plants</i> | Satuan <i>Unit</i> | 2019 | 2020 | 2021 |
|--|-----------------------|--------|---------|---------|
| (1) | (2) | (3) | (4) | (5) |
| Anggrek/ <i>Orchid</i> | m ² | - | - | 230 |
| Anthurium Bunga/ <i>Flamingo Lily Flower</i> | m ² | - | - | 15 |
| Anthurium Daun/ <i>Anthurium</i> | m ² | - | - | - |
| Anyelir/ <i>Carnation</i> | m ² | - | - | - |
| Balanceng/ <i>Dieffenbacia</i> | m ² | - | - | - |
| Dracaena/ <i>Dracaena</i> | m ² | - | - | - |
| Euphorbia/ <i>Euphorbia</i> | m ² | - | - | - |
| Gladiol/ <i>Gladiol</i> | m ² | - | - | - |
| Hanjuang/ <i>Cordyline</i> | m ² | - | - | - |
| Herbras/ <i>Gerbera</i> | m ² | - | - | 30 |
| Kamboja Jepang/ <i>Adenium</i> | m ² | - | - | - |
| Keladi Hias/ <i>Caladium</i> | m ² | - | - | - |
| Krisan/ <i>Chrysantemum</i> | m ² | - | 16 | - |
| Mawar/ <i>Rose</i> | m ² | - | 10 | 27 |
| Melati/ <i>Jasmine</i> | m ² | 43 555 | 100 863 | 932 596 |
| Monstera/ <i>Monstera</i> | m ² | - | - | - |
| Pakis/ <i>Leather Leaf Fern</i> | m ² | - | - | - |
| Palem/ <i>Palm</i> | pohon/ <i>tree</i> | - | - | - |
| Pedang-Pedangan/ <i>Sansevieria</i> | m ² | - | - | 14 |
| Philodendron/ <i>Philodendron</i> | m ² | - | - | - |
| Pisang-Pisangan/ <i>Heliconia</i> | m ² | - | - | - |
| Sedap Malam/ <i>Tuberose</i> | m ² | - | - | - |
| Soka/ <i>Ixora</i> | m ² | - | - | - |
| Sri Rejeki/ <i>Aglaonema</i> | m ² | - | 12 | 37 |

Catatan/Note: Anggrek hanya mencakup anggrek potong/Just includes cut flower

Sumber/Source: BPS, Statistik Pertanian Hortikultura SPH/ BPS-Statistics Indonesia, Agricultural Statistic for Horticulture SPH

Tabel
Table 5.2.12

Produksi Tanaman Hias Menurut Jenis Tanaman di Kabupaten Purbalingga, 2019–2021
Production of Ornamental Plants by Kind of Plant in Purbalingga Regency, 2019–2021

| Jenis Tanaman <i>Kind of Plants</i> | Satuan <i>Unit</i> | 2019 | 2020 | 2021 |
|--|------------------------|--------|---------|-----------|
| (1) | (2) | (3) | (4) | (5) |
| Anggrek/ <i>Orchid</i> | tangkai/ <i>stalks</i> | - | - | 280 |
| Anthurium Bunga/ <i>Flamingo Lily Flower</i> | tangkai/ <i>stalks</i> | - | - | 15 |
| Anthurium Daun/ <i>Anthurium</i> | pohon/ <i>tree</i> | - | - | - |
| Anyelir/ <i>Carnation</i> | tangkai/ <i>stalks</i> | - | - | - |
| Balanceng/ <i>Dieffenbacia</i> | pohon/ <i>tree</i> | - | - | - |
| Dracaena/ <i>Dracaena</i> | pohon/ <i>tree</i> | - | - | - |
| Euphorbia/ <i>Euphorbia</i> | pohon/ <i>tree</i> | - | - | - |
| Gladiol/ <i>Gladiol</i> | tangkai/ <i>stalks</i> | - | - | - |
| Hanjuang/ <i>Cordyline</i> | pohon/ <i>tree</i> | - | - | - |
| Herbras/ <i>Gerbera</i> | tangkai/ <i>stalks</i> | - | - | 30 |
| Kamboja Jepang/ <i>Adenium</i> | pohon/ <i>tree</i> | - | - | - |
| Keladi Hias/ <i>Caladium</i> | pohon/ <i>tree</i> | - | - | - |
| Krisan/ <i>Chrysantemum</i> | tangkai/ <i>stalks</i> | - | 600 | - |
| Mawar/ <i>Rose</i> | tangkai/ <i>stalks</i> | - | 100 | 75 |
| Melati/ <i>Jasmine</i> | kg | 21 523 | 171 223 | 1 168 140 |
| Monstera/ <i>Monstera</i> | pohon/ <i>tree</i> | - | - | - |
| Pakis/ <i>Leather Leaf Fern</i> | pohon/ <i>tree</i> | - | - | - |
| Palem/ <i>Palm</i> | pohon/ <i>tree</i> | - | - | - |
| Pedang-Pedangan/ <i>Sansevieria</i> | rumpun/ <i>clumps</i> | - | - | 14 |
| Philodendron/ <i>Philodendron</i> | pohon/ <i>tree</i> | - | - | - |
| Pisang-Pisangan/ <i>Heliconia</i> | tangkai/ <i>stalks</i> | - | - | - |
| Sedap Malam/ <i>Tuberose</i> | tangkai/ <i>stalks</i> | - | - | - |
| Soka/ <i>Ixora</i> | pohon/ <i>tree</i> | - | - | - |
| Sri Rejeki/ <i>Aglaonema</i> | pohon/ <i>tree</i> | - | 240 | 257 |

Catatan/Note: Anggrek hanya mencakup anggrek potong/Just includes cut flower

Sumber/Source: BPS, Statistik Pertanian Hortikultura SPH/ BPS-Statistics Indonesia, Agricultural Statistic for Horticulture SPH

Tabel
Table 5.2.13

**Produksi Buah-buahan Menurut Kecamatan dan Jenis
Tanaman di Kabupaten Purbalingga, 2020 dan 2021**
*Production of Fruits by Subdistrict and Kind of Plant in
Purbalingga Regency, 2020 and 2021*

| Kecamatan Subdistrict | Alpukat/ Avocado (kw/ qui) | | Anggur/ Grape (kw/ qui) | |
|--------------------------|-------------------------------|--------------|----------------------------|------|
| | 2020 | 2021 | 2020 | 2021 |
| (1) | (2) | (3) | (4) | (5) |
| Kemangkon | 77 | 701 | - | - |
| Bukateja | 222 | 203 | - | - |
| Kejobong | 1 446 | 1 511 | - | - |
| Pengadegan | 55 | 970 | - | - |
| Kaligondang | 116 | 117 | - | - |
| Purbalingga | 125 | - | - | - |
| Kalimanah | 21 | - | - | - |
| Padamara | 30 | 40 | - | - |
| Kutasari | - | - | - | - |
| Bojongsari | 11 | 13 | - | - |
| Mrebet | 278 | 557 | - | - |
| Bobotsari | 866 | 97 | - | - |
| Karangreja | 4 886 | 3 134 | - | - |
| Karangjambu | - | 137 | - | - |
| Karanganyar | 303 | 217 | - | - |
| Kertanegara | 597 | 1 177 | - | - |
| Karangmoncol | - | - | - | - |
| Rembang | 135 | 358 | - | - |
| Purbalingga | 9 168 | 9 231 | - | - |

Lanjutan Tabel/Continued Table 5.2.13

| Kecamatan Subdistrict | Apel/ Apple (kw/ qui) | | Belimbing/ Star Fruit (kw/ qui) | |
|--------------------------|--------------------------|------------|------------------------------------|--------------|
| | 2020 | 2021 | 2020 | 2021 |
| (1) | (6) | (7) | (8) | (9) |
| Kemangkon | - | - | - | 696 |
| Bukateja | - | - | 60 | - |
| Kejobong | - | - | 214 | 59 |
| Pengadegan | - | - | - | 13 |
| Kaligondang | - | - | 197 | - |
| Purbalingga | - | - | 186 | 17 |
| Kalimanah | - | - | - | - |
| Padamara | - | - | 64 | 100 |
| Kutasari | - | - | 74 | 85 |
| Bojongsari | - | - | 4 | - |
| Mrebet | - | - | 105 | 71 |
| Bobotsari | - | - | 63 | 6 |
| Karangreja | - | 111 | 2 | 7 |
| Karangjambu | - | - | - | - |
| Karanganyar | - | - | 66 | 166 |
| Kertanegara | - | - | 9 | - |
| Karangmoncol | - | - | - | - |
| Rembang | - | - | - | - |
| Purbalingga | - | 111 | 1 044 | 1 221 |

Lanjutan Tabel/Continued Table 5.2.13

| Kecamatan Subdistrict | Duku/Langsak/Kokosan/ Duku (kw/ qui) | | Durian/ Durian (kw/ qui) | |
|--------------------------|---|---------------|-----------------------------|---------------|
| | 2020 | 2021 | 2020 | 2021 |
| (1) | (10) | (11) | (12) | (13) |
| Kemangkon | 534 | 1 656 | 2 987 | 3 437 |
| Bukateja | 387 | - | 269 | 74 |
| Kejobong | 7 655 | 400 | 18 810 | 18 091 |
| Pengadegan | 885 | 4 980 | 1 358 | 8 683 |
| Kaligondang | - | 589 | 6 544 | 300 |
| Purbalingga | 984 | 784 | 977 | 992 |
| Kalimanah | 65 | 392 | 88 | - |
| Padamara | - | 140 | - | 433 |
| Kutasari | - | 974 | 27 | 333 |
| Bojongsari | 2 113 | 15 | 1 514 | - |
| Mrebet | 446 | 544 | 3 169 | 3 727 |
| Bobotsari | 919 | 1 272 | 2 771 | 2 240 |
| Karangreja | 41 | 136 | 500 | 949 |
| Karangjambu | 1 | - | 4 | - |
| Karanganyar | 1 235 | 1 235 | 6 524 | 3 298 |
| Kertanegara | 2 160 | 3 530 | 161 | 1 037 |
| Karangmoncol | - | - | 385 | 290 |
| Rembang | 15 | 58 | 257 | 759 |
| Purbalingga | 17 440 | 16 705 | 46 345 | 44 643 |

Lanjutan Tabel/*Continued Table* 5.2.13

| Kecamatan <i>Subdistrict</i> | Jambu Air/ <i>Water Apple</i> (kw/ <i>qui</i>) | | Jambu Biji/ <i>Guava</i> (kw/ <i>qui</i>) | |
|---------------------------------|--|--------------|---|---------------|
| | 2020 | 2021 | 2020 | 2021 |
| (1) | (14) | (15) | (16) | (17) |
| Kemangkon | 215 | 269 | 681 | 1 834 |
| Bukateja | 117 | 775 | 1 218 | 4 256 |
| Kejobong | 610 | 625 | 620 | 2 129 |
| Pengadegan | 16 | 69 | 18 | 68 |
| Kaligondang | 94 | - | 1 289 | 1 412 |
| Purbalingga | 81 | 1 688 | 99 | 84 |
| Kalimanah | 80 | - | 167 | - |
| Padamara | 171 | 71 | 411 | 166 |
| Kutasari | - | - | 137 | 242 |
| Bojongsari | 558 | 370 | 349 | 316 |
| Mrebet | 1 630 | 2 274 | 2 278 | 3 016 |
| Bobotsari | 124 | - | 460 | 1 099 |
| Karangreja | 134 | 522 | 156 | 317 |
| Karangjambu | - | - | 201 | 255 |
| Karanganyar | 101 | 163 | 162 | 125 |
| Kertanegara | 698 | 378 | 1 071 | 1 345 |
| Karangmoncol | 45 | 66 | 183 | 475 |
| Rembang | - | 15 | 3 | 18 |
| Purbalingga | 4 674 | 7 285 | 9 503 | 17 157 |

Lanjutan Tabel/Continued Table 5.2.13

| Kecamatan Subdistrict | Jengkol/ Jengkol (kw/ qui) | | Jeruk Besar/ Pomelo (kw/ qui) | |
|--------------------------|-------------------------------|--------------|----------------------------------|----------|
| | 2020 | 2021 | 2020 | 2021 |
| (1) | (18) | (19) | (20) | (21) |
| Kemangkon | 26 | 14 | 1 | - |
| Bukateja | - | - | 64 | - |
| Kejobong | 3 866 | - | - | - |
| Pengadegan | 174 | 1 071 | - | - |
| Kaligondang | - | 15 | - | - |
| Purbalingga | - | - | - | - |
| Kalimanah | - | - | - | - |
| Padamara | - | - | - | - |
| Kutasari | - | - | - | - |
| Bojongsari | 23 | 73 | - | - |
| Mrebet | 2 143 | 2 183 | - | - |
| Bobotsari | 109 | 23 | 7 | - |
| Karangreja | 285 | 3 962 | - | - |
| Karangjambu | - | - | - | - |
| Karanganyar | 291 | 222 | - | - |
| Kertanegara | 197 | 120 | 20 | - |
| Karangmoncol | 2 | 194 | - | - |
| Rembang | - | 12 | - | - |
| Purbalingga | 7 116 | 7 888 | 92 | - |

Lanjutan Tabel/Continued Table 5.2.13

| Kecamatan Subdistrict | Jeruk Siam/Kepron/ Orange/ Tangerine (kw/ qui) | | Mangga/ Mango (kw/ qui) | |
|--------------------------|--|--------------|----------------------------|---------------|
| | 2020 | 2021 | 2020 | 2021 |
| (1) | (22) | (23) | (24) | (25) |
| Kemangkon | 360 | 968 | 1 095 | 3 736 |
| Bukateja | 1 607 | - | 112 | 625 |
| Kejobong | 13 256 | 125 | 2 397 | 1 520 |
| Pengadegan | - | - | - | 325 |
| Kaligondang | 132 | - | 624 | - |
| Purbalingga | 79 | 396 | 301 | 100 |
| Kalimanah | 233 | - | - | - |
| Padamara | - | - | 4 312 | 783 |
| Kutasari | - | - | - | 57 |
| Bojongsari | 187 | 19 | 1 830 | 813 |
| Mrebet | 194 | 845 | 2 811 | 4 089 |
| Bobotsari | 32 | 28 | 361 | 55 |
| Karangreja | 61 | 574 | 163 | 460 |
| Karangjambu | 17 | 221 | - | - |
| Karanganyar | - | 212 | 2 363 | 406 |
| Kertanegara | - | - | 388 | - |
| Karangmoncol | - | - | 531 | 125 |
| Rembang | - | - | - | 4 |
| Purbalingga | 16 158 | 3 388 | 17 288 | 13 098 |

Lanjutan Tabel/*Continued Table* 5.2.13

| Kecamatan Subdistrict | Manggis/ <i>Mangsteen</i> (kw/ <i>qui</i>) | | Markisa/Konyal/ <i>Passion fruit</i> (kw/ <i>qui</i>) | |
|--------------------------|--|--------------|---|----------|
| | 2020 | 2021 | 2020 | 2021 |
| (1) | (26) | (27) | (28) | (29) |
| Kemangkon | - | 19 | 3 | - |
| Bukateja | - | - | - | - |
| Kejobong | 1 867 | 1 180 | - | - |
| Pengadegan | - | 132 | - | - |
| Kaligondang | - | 228 | - | - |
| Purbalingga | 68 | - | - | - |
| Kalimanah | - | - | - | - |
| Padamara | 243 | - | - | - |
| Kutasari | 51 | - | - | - |
| Bojongsari | 158 | - | - | - |
| Mrebet | 456 | 806 | - | - |
| Bobotsari | 1 557 | - | - | - |
| Karangreja | 11 | 2 229 | 1 | - |
| Karangjambu | 58 | 56 | - | - |
| Karanganyar | 307 | - | - | - |
| Kertanegara | 1 709 | 1 774 | - | - |
| Karangmoncol | 204 | - | - | - |
| Rembang | 164 | 9 | - | - |
| Purbalingga | 6 853 | 6 433 | 4 | - |

Lanjutan Tabel/Continued Table 5.2.13

| Kecamatan Subdistrict | Melinjo/ <i>Gnetum/Melinjo</i> (kw/ <i>qui</i>) | | Nangka/Cempedak/ <i>Jackfruit</i> (kw/ <i>qui</i>) | |
|--------------------------|---|--------------|--|---------------|
| | 2020 | 2021 | 2020 | 2021 |
| (1) | (30) | (31) | (32) | (33) |
| Kemangkon | - | 44 | 1 590 | 1 752 |
| Bukateja | - | 30 | 170 | 20 |
| Kejobong | - | - | 1 987 | 958 |
| Pengadegan | - | 1 110 | 765 | 3 801 |
| Kaligondang | 288 | - | 4 516 | 1 076 |
| Purbalingga | 1 | 4 | - | - |
| Kalimanah | - | - | 470 | 280 |
| Padamara | 48 | 8 | 552 | 280 |
| Kutasari | - | - | 486 | 384 |
| Bojongsari | 287 | 587 | 3 296 | 2 489 |
| Mrebet | 1 047 | 519 | 21 530 | 22 906 |
| Bobotsari | 2 116 | 99 | 648 | 311 |
| Karangreja | 49 | 280 | 369 | 9 600 |
| Karangjambu | - | 26 | 2 832 | 2 640 |
| Karanganyar | 1 183 | 978 | 4 026 | 3 452 |
| Kertanegara | 440 | - | 764 | 570 |
| Karangmoncol | - | - | 191 | 3 947 |
| Rembang | - | 41 | 34 | 270 |
| Purbalingga | 5 459 | 3 726 | 44 226 | 54 736 |

Lanjutan Tabel/*Continued Table* 5.2.13

| Kecamatan Subdistrict | Nenas/ Pineapple (kw/ qui) | | Pepaya/ Papaya (kw/ qui) | |
|--------------------------|-------------------------------|------------------|-----------------------------|---------------|
| | 2020 | 2021 | 2020 | 2021 |
| (1) | (34) | (35) | (36) | (37) |
| Kemangkon | 718 | 416 | 9 887 | 1 203 |
| Bukateja | - | - | 460 | 375 |
| Kejobong | 398 | 16 | 1 782 | 2 340 |
| Pengadegan | 5 | 148 | 696 | 7 739 |
| Kaligondang | 68 | 229 | 7 775 | 37 |
| Purbalingga | - | - | 1 045 | 368 |
| Kalimanah | - | - | - | 7 |
| Padamara | 1 | 1 | 474 | 168 |
| Kutasari | 13 | 59 | 72 | 56 |
| Bojongsari | 37 | 132 | 97 | 1 266 |
| Mrebet | 842 | 2 484 | 2 442 | 2 737 |
| Bobotsari | 185 | 59 | 149 | 77 |
| Karangreja | 1 924 443 | 2 637 066 | 1 265 | 365 |
| Karangjambu | 8 609 | 23 598 | 57 | 38 |
| Karanganyar | 99 | 227 | 1 783 | 658 |
| Kertanegara | 1 495 | 252 | 7 833 | 6 424 |
| Karangmoncol | 31 | - | 721 | 644 |
| Rembang | - | 13 | - | 22 |
| Purbalingga | 1 936 944 | 2 664 700 | 36 538 | 24 524 |

Lanjutan Tabel/Continued Table 5.2.13

| Kecamatan Subdistrict | Petai/ Twisted Cluster Bean (kw/ qui) | | Pisang/ Banana (kw/ qui) | |
|--------------------------|--|---------------|-----------------------------|----------------|
| | 2020 | 2021 | 2020 | 2021 |
| (1) | (38) | (39) | (40) | (41) |
| Kemangkon | 285 | 516 | 11 319 | 10 600 |
| Bukateja | 19 | 6 | 138 | 1 060 |
| Kejobong | 3 402 | 512 | 17 910 | 8 861 |
| Pengadegan | 205 | 374 | 2 175 | 10 882 |
| Kaligondang | - | 91 | 20 477 | 6 777 |
| Purbalingga | 32 | 19 | 104 | 789 |
| Kalimanah | - | - | 16 500 | 8 750 |
| Padamara | 1 440 | - | 5 580 | 4 462 |
| Kutasari | 20 | 50 | 8 735 | 10 915 |
| Bojongsari | 59 | 116 | 4 934 | 2 130 |
| Mrebet | 4 073 | 4 702 | 7 720 | 16 564 |
| Bobotsari | 2 121 | 180 | 3 242 | 1 762 |
| Karangreja | 508 | 2 041 | 4 977 | 6 003 |
| Karangjambu | 200 | 610 | 3 270 | 7 108 |
| Karanganyar | 157 | 1 564 | 4 325 | 4 923 |
| Kertanegara | 1 379 | - | 33 215 | 31 675 |
| Karangmoncol | 323 | - | 5 167 | 3 906 |
| Rembang | - | 36 | 14 963 | 21 146 |
| Purbalingga | 14 223 | 10 817 | 164 751 | 158 313 |

Lanjutan Tabel/*Continued Table* 5.2.13

| Kecamatan <i>Subdistrict</i> | Rambutan/ <i>Rambutan</i> (kw/ <i>qui</i>) | | Salak/ <i>Snakefruit</i> (kw/ <i>qui</i>) | |
|---------------------------------|--|---------------|---|---------------|
| | 2020 | 2021 | 2020 | 2021 |
| (1) | (42) | (43) | (44) | (45) |
| Kemangkon | 11 722 | 18 414 | 12 | 35 |
| Bukateja | 60 | 310 | - | - |
| Kejobong | 2 853 | - | 5 617 | 716 |
| Pengadegan | 57 | 959 | 45 | 212 |
| Kaligondang | - | 954 | 72 | - |
| Purbalingga | - | - | - | - |
| Kalimanah | - | 4 041 | - | - |
| Padamara | - | - | - | - |
| Kutasari | - | - | 410 | 1 024 |
| Bojongsari | 240 | - | 112 | 67 |
| Mrebet | 293 | 896 | 699 | 653 |
| Bobotsari | 5 092 | 318 | 69 | 19 |
| Karangreja | 1 084 | 2 284 | 10 | 17 |
| Karangjambu | 5 | - | 5 | 21 |
| Karanganyar | 7 058 | - | 66 | 138 |
| Kertanegara | 1 000 | - | 180 | - |
| Karangmoncol | 250 | 500 | 322 | 8 300 |
| Rembang | 1 | 128 | 49 | 133 |
| Purbalingga | 29 715 | 28 804 | 7 668 | 11 334 |

Lanjutan Tabel/Continued Table 5.2.13

| Kecamatan Subdistrict | Sawo/ Sapodilla/Sawo (kw/ qui) | | Sirsak/ Soursop (kw/ qui) | |
|--------------------------|-----------------------------------|--------------|------------------------------|------------|
| | 2020 | 2021 | 2020 | 2021 |
| (1) | (46) | (47) | (48) | (49) |
| Kemangkon | 219 | 331 | 13 | 29 |
| Bukateja | 196 | - | 140 | 74 |
| Kejobong | 726 | 286 | - | 73 |
| Pengadegan | - | 88 | - | - |
| Kaligondang | 80 | 53 | 12 | - |
| Purbalingga | 414 | 173 | 8 | 8 |
| Kalimanah | 69 | - | - | - |
| Padamara | 210 | 25 | 15 | 2 |
| Kutasari | 29 | 43 | - | - |
| Bojongsari | 4 | 3 | 104 | 71 |
| Mrebet | 116 | 176 | 57 | 45 |
| Bobotsari | 209 | 14 | 135 | 3 |
| Karangreja | 12 | 12 | 160 | 323 |
| Karangjambu | - | - | 8 | 4 |
| Karanganyar | 32 | 38 | 30 | 21 |
| Kertanegara | 313 | - | 116 | - |
| Karangmoncol | 5 | - | 37 | 15 |
| Rembang | - | - | - | - |
| Purbalingga | 2 634 | 1 242 | 835 | 668 |

Lanjutan Tabel/*Continued Table* 5.2.13

| Kecamatan Subdistrict | Sukun/ Breadfruit (kw/ qui) | |
|--------------------------|--------------------------------|--------------|
| | 2020 | 2021 |
| (1) | (50) | (51) |
| Kemangkon | 23 | 35 |
| Bukateja | 225 | 76 |
| Kejobong | - | 196 |
| Pengadegan | - | 61 |
| Kaligondang | 108 | 166 |
| Purbalingga | - | - |
| Kalimanah | 88 | 194 |
| Padamara | 45 | - |
| Kutasari | - | - |
| Bojongsari | 30 | 35 |
| Mrebet | 303 | 312 |
| Bobotsari | 8 | 15 |
| Karangreja | 327 | 791 |
| Karangjambu | 38 | 77 |
| Karanganyar | 300 | 197 |
| Kertanegara | 23 | - |
| Karangmoncol | 209 | 150 |
| Rembang | 4 | 9 |
| Purbalingga | 1 731 | 2 313 |

Sumber/*Source*: BPS, Statistik Pertanian Hortikultura SPH/ *BPS-Statistics Indonesia, Agricultural Statistic for Horticulture SPH*

Tabel
Table 5.2.14

Produksi Buah–Buahan dan Sayuran Tahunan Menurut Jenis Tanaman di Kabupaten Purbalingga, 2019–2021
Production of Annual Fruits and Vegetables by Kind of Plant in Purbalingga Regency, 2019–2021

| Jenis Tanaman <i>Kind of Plants</i> | Satuan <i>Unit</i> | 2019 | 2020 | 2021 |
|--|-----------------------|-----------|-----------|-----------|
| (1) | (2) | (3) | (4) | (5) |
| Alpukat/ <i>Avocado</i> | kw/ qui | 3 754 | 9 168 | 9 231 |
| Anggur/ <i>Grape</i> | kw/ qui | - | - | - |
| Apel/ <i>Apple</i> | kw/ qui | - | - | 111 |
| Belimbing/ <i>Star Fruit</i> | kw/ qui | 1 276 | 1 044 | 1 221 |
| Duku/Langsar/Kokosan/ <i>Duku</i> | kw/ qui | 25 485 | 17 440 | 16 705 |
| Durian/ <i>Durian</i> | kw/ qui | 106 657 | 46 345 | 44 643 |
| Jambu Air/ <i>Water Apple</i> | kw/ qui | 5 142 | 4 674 | 7 285 |
| Jambu Biji/ <i>Guava</i> | kw/ qui | 8 162 | 9 503 | 17 157 |
| Jengkol/ <i>Jengkol</i> | kw/ qui | 7 307 | 7 116 | 7 888 |
| Jeruk Besar/ <i>Pomelo</i> | kw/ qui | 104 | 92 | - |
| Jeruk Siam/Keprook/ <i>Orange/ Tangerine</i> | kw/ qui | 12 781 | 16 158 | 3 388 |
| Mangga/ <i>Mango</i> | kw/ qui | 27 586 | 17 288 | 13 098 |
| Manggis/ <i>Mangosteen</i> | kw/ qui | 8 839 | 6 853 | 6 433 |
| Markisa/Konyal/ <i>Passion fruit</i> | kw/ qui | 18 | 4 | - |
| Melinjo/ <i>Gnetum/Melinjo</i> | kw/ qui | 12 739 | 5 459 | 3 726 |
| Nangka/Cempedak/ <i>Jackfruit</i> | kw/ qui | 47 800 | 44 226 | 54 736 |
| Nenas/ <i>Pineapple</i> | kw/ qui | 1 225 363 | 1 936 944 | 2 664 700 |
| Pepaya/ <i>Papaya</i> | kw/ qui | 17 635 | 36 538 | 24 524 |
| Petai/ <i>Twisted Cluster Bean</i> | kw/ qui | 21 427 | 14 223 | 10 817 |
| Pisang/ <i>Banana</i> | kw/ qui | 144 900 | 164 751 | 158 313 |
| Rambutan/ <i>Rambutan</i> | kw/ qui | 69 262 | 29 715 | 28 804 |
| Salak/ <i>Snakefruit</i> | kw/ qui | 4 974 | 7 668 | 11 334 |
| Sawo/ <i>Sapodilla/Sawo</i> | kw/ qui | 2 185 | 2 634 | 1 242 |
| Sirsak/ <i>Soursop</i> | kw/ qui | 517 | 835 | 668 |
| Sukun/ <i>Breadfruit</i> | kw/ qui | 1 615 | 1 731 | 2 313 |

Sumber/Source: BPS, Statistik Pertanian Hortikultura SPH/ *BPS-Statistics Indonesia, Agricultural Statistic for Horticulture SPH*

Tabel
Table 5.2.15

**Jumlah Tanaman Buah-buahan yang Berproduksi
Menurut Kecamatan dan Jenis Buah (Pohon) di Kabupaten
Purbalingga, 2021**
*Number of Produced Fruits by Subdistrict and Kind of Fruit
(Tree) in Purbalingga Regency, 2021*

| Kecamatan Subdistrict | Pisang Banana | Belimbing Star Fruit | Pepaya Papaya | Sawo Star Apple |
|--------------------------|------------------|-------------------------|------------------|--------------------|
| (1) | (2) | (3) | (4) | (5) |
| Kemangkön | 15 270 | 723 | 2 426 | 187 |
| Bukateja | 3 567 | - | 700 | - |
| Kejobong | 27 650 | 220 | 5 889 | 519 |
| Pengadegan | 15 212 | 56 | 11 531 | 176 |
| Kaligondang | 9 700 | - | 230 | 53 |
| Purbalingga | 3 500 | 225 | 665 | 346 |
| Kalimanah | 20 000 | - | 45 | - |
| Padamara | 5 650 | 104 | 350 | 50 |
| Kutasari | 11 873 | 94 | 97 | 21 |
| Bojongsari | 2 536 | 2 | 2 821 | 3 |
| Mrebet | 24 861 | 172 | 5 670 | 110 |
| Bobotsari | 6 578 | 25 | 300 | 27 |
| Karangreja | 8 500 | 14 | 715 | 12 |
| Karangjambu | 15 230 | - | 100 | - |
| Karanganyar | 7 050 | 400 | 2 144 | 43 |
| Kertanegara | 34 210 | - | 18 500 | - |
| Karangmoncol | 4 570 | - | 2 050 | - |
| Rembang | 23 420 | - | 100 | - |
| Purbalingga | 239 377 | 2 035 | 54 333 | 1 547 |

Lanjutan Tabel/Continued Table 5.2.15

| Kecamatan Subdistrict | Salak Salacca | Sukun Bread Fruit | Nanas Pineapple | Duku Duku |
|--------------------------|------------------|----------------------|--------------------|---------------|
| (1) | (6) | (7) | (8) | (9) |
| Kemangkon | 89 | - | 5 201 | 1 067 |
| Bukateja | - | - | - | - |
| Kejobong | 3 660 | - | 659 | 478 |
| Pengadegan | 2 115 | - | 2 348 | 5 870 |
| Kaligondang | - | - | 5 250 | 589 |
| Purbalingga | - | - | - | 784 |
| Kalimanah | - | - | - | 392 |
| Padamara | - | - | 70 | 156 |
| Kutasari | 2 560 | - | 2 266 | 974 |
| Bojongsari | 163 | - | 1 900 | 16 |
| Mrebet | 2 536 | - | 36 687 | 341 |
| Bobotsari | 171 | - | 1 562 | 1 272 |
| Karangreja | 100 | - | 33 887 705 | 86 |
| Karangjambu | 70 | - | 300 125 | - |
| Karangnyaar | 500 | - | 3 879 | 1 235 |
| Kertanegara | - | - | 12 600 | 3 660 |
| Karangmoncol | 25 000 | - | - | - |
| Rembang | 604 | - | 245 | 58 |
| Purbalingga | 37 568 | - | 34 260 497 | 16 978 |

Lanjutan Tabel/*Continued Table* 5.2.15

| Kecamatan <i>Subdistrict</i> | Alpokot <i>Avocado</i> | Jambu Biji <i>Guava</i> | Durian <i>Durian</i> | Mangga <i>Mango</i> |
|---------------------------------|---------------------------|----------------------------|-------------------------|------------------------|
| (1) | (10) | (11) | (12) | (13) |
| Kemangkon | 279 | 1 443 | 1 988 | 4 193 |
| Bukateja | 150 | 4 800 | 62 | 2 500 |
| Kejobong | 2 158 | 2 589 | 14 476 | 6 080 |
| Pengadegan | 729 | 211 | 5 606 | 1 300 |
| Kaligondang | 167 | 2 207 | 125 | |
| Purbalingga | | 67 | 827 | 401 |
| Kalimanah | | | | - |
| Padamara | 14 | 250 | 361 | 1 560 |
| Kutasari | - | 272 | 115 | 227 |
| Bojongsari | 7 | 345 | | 3 250 |
| Mrebet | 611 | 2 415 | 1 455 | 4 350 |
| Bobotsari | 83 | 1 721 | 1 516 | 221 |
| Karangreja | 3 662 | 350 | 731 | 864 |
| Karangjambu | - | 200 | | - |
| Karanganyar | 158 | 148 | 1 397 | 721 |
| Kertanegara | 1 469 | 3 100 | 864 | |
| Karangmoncol | - | 500 | 242 | 500 |
| Rembang | 512 | 55 | 429 | 16 |
| Purbalingga | 10 099 | 20 673 | 30 194 | 26 183 |

Lanjutan Tabel/Continued Table 5.2.15

| Kecamatan Subdistrict | Rambutan Rambutan | Jeruk Orange | Sirsak Soursop |
|--------------------------|----------------------|-----------------|-------------------|
| (1) | (14) | (15) | (16) |
| Kemangkon | 12 276 | - | 40 |
| Bukateja | 620 | - | 300 |
| Kejobong | - | 167 | 230 |
| Pengadegan | 1 918 | - | - |
| Kaligondang | 1 521 | - | - |
| Purbalingga | - | 176 | - |
| Kalimanah | 8 083 | - | - |
| Padamara | - | - | 8 |
| Kutasari | - | - | - |
| Bojongsari | - | 25 | 153 |
| Mrebet | 670 | 420 | 94 |
| Bobotsari | 575 | 25 | 16 |
| Karangreja | 2 561 | 261 | 600 |
| Karangjambu | - | 100 | 16 |
| Karanganyar | - | 130 | 60 |
| Kertanegara | - | - | - |
| Karangmoncol | 1 000 | - | 73 |
| Rembang | 153 | - | - |
| Purbalingga | 29 377 | 1 629 | 1 609 |

Lanjutan Tabel/*Continued Table* 5.2.15

| Kecamatan <i>Subdistrict</i> | Manggis <i>Mangosteen</i> | Nangka <i>Jackfruit</i> | Jambu Air <i>Rose Apple</i> |
|---------------------------------|------------------------------|----------------------------|--------------------------------|
| (1) | (17) | (18) | (19) |
| Kemangkon | 32 | 547 | 145 |
| Bukateja | - | 25 | 900 |
| Kejobong | 3 934 | 428 | 539 |
| Pengadegan | 440 | 2 934 | 138 |
| Kaligondang | 762 | 673 | - |
| Purbalingga | - | - | 3 375 |
| Kalimanah | - | 350 | - |
| Padamara | - | 125 | 87 |
| Kutasari | - | 121 | - |
| Bojongsari | - | 971 | 310 |
| Mrebet | 2 239 | 8 020 | 1 191 |
| Bobotsari | - | 346 | - |
| Karangreja | 7 430 | 3 000 | 311 |
| Karangjambu | 92 | 1 200 | - |
| Karanganyar | - | 1 645 | 161 |
| Kertanegara | 3 002 | 712 | 402 |
| Karangmoncol | - | 1 246 | 40 |
| Rembang | 32 | 226 | - |
| Purbalingga | 17 963 | 22 569 | 7 623 |

Lanjutan Tabel/Continued Table 5.2.15

| Kecamatan Subdistrict | Petai Twisted Cluster Bean | Melinho Melinjo | Jengkol Jengkol |
|--------------------------|----------------------------------|--------------------|--------------------|
| (1) | (20) | (21) | (22) |
| Kemangkon | 761 | 57 | 22 |
| Bukateja | 30 | 150 | - |
| Kejobong | 2 562 | - | - |
| Pengadegan | 1 868 | 5 548 | 5 354 |
| Kaligondang | 458 | - | 78 |
| Purbalingga | 32 | 8 | - |
| Kalimanah | - | - | - |
| Padamara | - | 39 | - |
| Kutasari | 249 | - | - |
| Bojongsari | 201 | 992 | 196 |
| Mrebet | 7 781 | 750 | 8 395 |
| Bobotsari | 785 | 285 | 58 |
| Karangreja | 3 000 | 760 | 6 000 |
| Karangjambu | 3 052 | 66 | - |
| Karanganyar | 4 321 | 2 549 | 528 |
| Kertanegara | - | - | 430 |
| Karangmoncol | - | - | 970 |
| Rembang | 182 | 203 | 59 |
| Purbalingga | 25 282 | 11 407 | 22 090 |

Sumber/Source: Dinas Pertanian Kabupaten Purbalingga Melalui Survei Pertanian Hortikultura
Agriculture Department of Purbalingga Regency Through Agriculture Survey for Horticulture

5.3 PERKEBUNAN ESTATE CROPS

Tabel 5.3.1 Luas Areal Tanaman Perkebunan Menurut Kecamatan dan Jenis Tanaman di Kabupaten Purbalingga (ribu ha), 2020-2021
Planted Area of Estate Crops by Subdistrict and Type of Crops in Purbalingga Regency (thousand ha), 2020-2021

| Kecamatan Subdistrict | Kelapa Sawit/Oil Palm | | Kelapa/Coconut | |
|--------------------------|-----------------------|----------|------------------|------------------|
| | 2020 | 2021 | 2020 | 2021 |
| (1) | (2) | (3) | (4) | (5) |
| Kemangkon | - | - | 1 605,00 | 1 605,00 |
| Bukateja | - | - | 593,90 | 593,90 |
| Kejobong | - | - | 1 213,41 | 1 219,04 |
| Pengadegan | - | - | 556,88 | 556,88 |
| Kaligondang | - | - | 1 330,34 | 1 330,34 |
| Purbalingga | - | - | 65,00 | 65,00 |
| Kalimanah | - | - | 173,77 | 173,77 |
| Padamara | - | - | 273,59 | 273,59 |
| Kutasari | - | - | 1 594,21 | 1 594,21 |
| Bojongsari | - | - | 1 353,08 | 1 353,08 |
| Mrebet | - | - | 1 892,99 | 1 892,99 |
| Bobotsari | - | - | 1 618,31 | 1 618,31 |
| Karangreja | - | - | 229,33 | 229,33 |
| Karangjambu | - | - | 193,08 | 193,08 |
| Karanganyar | - | - | 918,15 | 918,15 |
| Kertanegara | - | - | 539,29 | 539,29 |
| Karangmoncol | - | - | 1 441,61 | 1 441,61 |
| Rembang | - | - | 1 009,36 | 1 009,36 |
| Purbalingga | - | - | 16 601,30 | 16 606,93 |

Lanjutan Tabel/Continued Table 5.3.1

| Kecamatan Subdistrict | Karet/Rubber | | Kopi/Coffee | |
|--------------------------|--------------|--------------|-----------------|-----------------|
| | 2020 | 2021 | 2020 | 2021 |
| (1) | (6) | (7) | (9) | (10) |
| Kemangkon | - | - | - | - |
| Bukateja | - | - | - | - |
| Kejobong | 0,99 | 0,99 | 23,50 | 23,50 |
| Pengadegan | - | - | 90,46 | 90,46 |
| Kaligondang | 20,00 | 20,00 | - | - |
| Purbalingga | - | - | - | - |
| Kalimanah | - | - | - | - |
| Padamara | - | - | - | - |
| Kutasari | - | - | 38,68 | 38,68 |
| Bojongsari | - | - | 115,24 | 115,24 |
| Mrebet | - | - | 65,75 | 65,75 |
| Bobotsari | - | - | 110,50 | 110,50 |
| Karangreja | - | - | 144,22 | 144,22 |
| Karangjambu | - | - | 279,22 | 279,22 |
| Karanganyar | - | - | 35,11 | 35,11 |
| Kertanegara | 2,25 | 2,25 | 16,73 | 16,73 |
| Karangmoncol | 8,39 | 8,39 | 36,62 | 36,62 |
| Rembang | 6,72 | 6,72 | 153,58 | 153,58 |
| Purbalingga | 38,35 | 38,35 | 1 109,61 | 1 109,61 |

Lanjutan Tabel/*Continued Table* 5.3.1

| Kecamatan Subdistrict | Kakao/Cocoa | | Tebu/Sugar cane | |
|--------------------------|--------------|--------------|-----------------|---------------|
| | 2020 | 2021 | 2020 | 2021 |
| (1) | (11) | (12) | (13) | (14) |
| Kemangkon | - | - | 16,28 | 21,28 |
| Bukateja | - | - | 27,00 | 27,40 |
| Kejobong | - | - | 47,00 | 47,00 |
| Pengadegan | - | - | 5,00 | 5,00 |
| Kaligondang | - | - | 2,00 | 2,00 |
| Purbalingga | - | - | 2,00 | 2,70 |
| Kalimanah | - | - | - | - |
| Padamara | - | - | - | - |
| Kutasari | - | - | - | - |
| Bojongsari | - | - | 4,50 | 0,00 |
| Mrebet | - | - | - | - |
| Bobotsari | 31,32 | 31,32 | 2,00 | 0,00 |
| Karangreja | 6,26 | 6,26 | - | - |
| Karangjambu | 1,00 | 1,00 | - | - |
| Karanganyar | - | - | - | - |
| Kertanegara | 1,75 | 1,75 | - | - |
| Karangmoncol | - | - | - | - |
| Rembang | 11,25 | 6,25 | - | - |
| Purbalingga | 51,58 | 46,58 | 105,78 | 105,38 |

Lanjutan Tabel/*Continued Table* 5.3.1

| Kecamatan <i>Subdistrict</i> | Teh/ <i>Tea</i> | | Tembakau/ <i>Tobacco</i> | |
|---------------------------------|-----------------|--------------|--------------------------|--------------|
| | 2020 | 2021 | 2020 | 2021 |
| (1) | (15) | (16) | (17) | (18) |
| Kemangkon | - | - | - | - |
| Bukateja | - | - | - | - |
| Kejobong | - | - | - | - |
| Pengadegan | - | - | - | - |
| Kaligondang | - | - | - | - |
| Purbalingga | - | - | - | - |
| Kalimanah | - | - | - | - |
| Padamara | - | - | - | - |
| Kutasari | 0,80 | 0,80 | - | - |
| Bojongsari | - | - | - | - |
| Mrebet | - | - | - | - |
| Bobotsari | - | - | - | - |
| Karangreja | 30,35 | 30,35 | 13,00 | 23,66 |
| Karangjambu | - | - | - | - |
| Karanganyar | - | - | - | - |
| Kertanegara | - | - | - | - |
| Karangmoncol | - | - | - | - |
| Rembang | - | - | - | - |
| Purbalingga | 31,15 | 31,15 | 13,00 | 23,66 |

Sumber/*Source*: Dinas Pertanian Kabupaten Purbalingga Melalui Survei Pertanian Perkebunan
Agriculture Department of Purbalingga Regency Through Agriculture Survey for Estate Crops

Tabel
Table 5.3.2

Produksi Perkebunan Menurut Kecamatan dan Jenis Tanaman di Kabupaten Purbalingga (ton), 2020-2021
Production of Estate by Subdistrict and Type of Crops in Purbalingga Regency (ton), 2020-2021

| Kecamatan Subdistrict | Kelapa Sawit/Oil Palm | | Kelapa/Coconut | | | |
|--------------------------|-----------------------|------|-------------------|------------------|------------------|------------------|
| | | | Dalam (ex. kopra) | | Deres (gula) | |
| | 2020 | 2021 | 2020 | 2021 | 2020 | 2021 |
| (1) | (2) | (3) | (4) | (5) | (6) | (7) |
| Kemangkon | - | - | 1 043,46 | 1 049,60 | 6 125,55 | 6 114,50 |
| Bukateja | - | - | 585,28 | 589,89 | 193,03 | 192,72 |
| Kejobong | - | - | 1 105,69 | 1 107,86 | 1 380,57 | 1 378,99 |
| Pengadegan | - | - | 539,49 | 541,61 | 282,39 | 281,96 |
| Kaligondang | - | - | 1 234,55 | 1 239,40 | 1 222,28 | 1 219,95 |
| Purbalingga | - | - | 65,59 | 65,46 | - | - |
| Kalimanah | - | - | 175,33 | 174,99 | - | - |
| Padamara | - | - | 272,18 | 271,38 | 42,88 | 42,80 |
| Kutasari | - | - | 705,82 | 705,82 | 9 505,90 | 9 505,90 |
| Bojongsari | - | - | 550,96 | 554,22 | 8 498,93 | 8 529,70 |
| Mrebet | - | - | 1 071,82 | 1 080,24 | 8 853,10 | 8 870,77 |
| Bobotsari | - | - | 880,40 | 888,20 | 7 904,86 | 7 901,85 |
| Karangreja | - | - | 203,33 | 203,13 | 282,17 | 281,93 |
| Karangjambu | - | - | 183,82 | 183,82 | 101,64 | 101,60 |
| Karanganyar | - | - | 616,79 | 621,01 | 3 300,35 | 3 300,35 |
| Kertanegara | - | - | 400,59 | 402,56 | 1 529,96 | 1 529,53 |
| Karangmoncol | - | - | 1 066,30 | 1 071,52 | 4 164,27 | 4 159,90 |
| Rembang | - | - | 813,36 | 814,95 | 2 213,06 | 2 210,74 |
| Purbalingga | - | - | 11 514,76 | 11 565,66 | 55 600,94 | 55 623,19 |

Lanjutan Tabel/Continued Table 5.3.2

| Kecamatan Subdistrict | Karet/Rubber | | Kopi ¹ /Coffee ¹ | |
|--------------------------|--------------|--------------|--|---------------|
| | 2020 | 2021 | 2020 | 2021 |
| (1) | (8) | (9) | (10) | (11) |
| Kemangkon | - | - | - | - |
| Bukateja | - | - | - | - |
| Kejobong | 0,76 | 0,76 | 6,02 | 6,00 |
| Pengadegan | - | - | 23,07 | 22,98 |
| Kaligondang | 28,94 | 29,10 | - | - |
| Purbalingga | - | - | - | - |
| Kalimanah | - | - | - | - |
| Padamara | - | - | - | - |
| Kutasari | - | - | 10,56 | 10,40 |
| Bojongsari | - | - | 30,19 | 29,96 |
| Mrebet | - | - | 17,23 | 17,16 |
| Bobotsari | - | - | 30,06 | 30,06 |
| Karangreja | - | - | 36,18 | 36,04 |
| Karangjambu | - | - | 77,62 | 77,62 |
| Karanganyar | - | - | 7,93 | 7,93 |
| Kertanegara | 3,21 | 3,18 | 3,88 | 3,85 |
| Karangmoncol | 14,52 | 14,24 | 8,72 | 8,61 |
| Rembang | 10,19 | 10,12 | 40,55 | 40,39 |
| Purbalingga | 57,62 | 57,40 | 292,01 | 291,00 |

Lanjutan Tabel/*Continued Table* 5.3.2

| Kecamatan Subdistrict | Kakao/Cocoa | | Tebu/Sugar cane | |
|--------------------------|-------------|-------------|-----------------|---------------|
| | 2020 | 2021 | 2020 | 2021 |
| (1) | (12) | (13) | (14) | (15) |
| Kemangkon | - | - | 56,80 | 74,25 |
| Bukateja | - | - | 88,22 | 89,53 |
| Kejobong | - | - | 154,35 | 169,90 |
| Pengadegan | - | - | 14,82 | 14,82 |
| Kaligondang | - | - | 5,93 | 5,93 |
| Purbalingga | - | - | 5,93 | 8,00 |
| Kalimanah | - | - | - | - |
| Padamara | - | - | - | - |
| Kutasari | - | - | - | - |
| Bojongsari | - | - | 13,34 | - |
| Mrebet | - | - | - | - |
| Bobotsari | 2,07 | 1,88 | 5,93 | - |
| Karangreja | 0,35 | 0,37 | - | - |
| Karangjambu | 0,06 | 0,06 | - | - |
| Karanganyar | - | - | - | - |
| Kertanegara | 0,10 | 0,11 | - | - |
| Karangmoncol | - | - | - | - |
| Rembang | 0,74 | 0,44 | - | - |
| Purbalingga | 3,32 | 2,86 | 345,32 | 362,43 |

Lanjutan Tabel/*Continued Table* 5.3.2

| Kecamatan <i>Subdistrict</i> | Teh/ <i>Tea</i> | | Tembakau/ <i>Tobacco</i> | |
|---------------------------------|-----------------|--------------|--------------------------|-------------|
| | 2020 | 2021 | 2020 | 2021 |
| (1) | (16) | (17) | (18) | (19) |
| Kemangkon | - | - | - | - |
| Bukateja | - | - | - | - |
| Kejobong | - | - | - | - |
| Pengadegan | - | - | - | - |
| Kaligondang | - | - | - | - |
| Purbalingga | - | - | - | - |
| Kalimanah | - | - | - | - |
| Padamara | - | - | - | - |
| Kutasari | 0,27 | 0,28 | - | - |
| Bojongsari | - | - | - | - |
| Mrebet | - | - | - | - |
| Bobotsari | - | - | - | - |
| Karangreja | 15,84 | 15,75 | 5,10 | 9,43 |
| Karangjambu | - | - | - | - |
| Karanganyar | - | - | - | - |
| Kertanegara | - | - | - | - |
| Karangmoncol | - | - | - | - |
| Rembang | - | - | - | - |
| Purbalingga | 16,11 | 16,03 | 5,10 | 9,43 |

Catatan/Note : ¹ Produksi kopi merupakan jumlah produksi kopi robusta dan kopi arabica

¹ *Coffee production is total of robusta and arabica*

Sumber/*Source*: Dinas Pertanian Kabupaten Purbalingga Melalui Survei Pertanian Perkebunan

Agriculture Department of Purbalingga Regency Through Agriculture Survey for Estate Crops

Tabel
Table 5.3.3

Luas Panen, Produksi Tanaman Perkebunan Rakyat Menurut Jenis Tanaman di Kabupaten Purbalingga, 2021
Harvested Area, Production and Average Production of Estate Crops by Kind of Crop in Purbalingga Regency, 2021

| Jenis Tanaman Perkebunan <i>Kind of Estate Crops</i> | Luas Panen (ha) <i>Harvested Area (hectare)</i> | Bentuk Hasil <i>Type of Product</i> | Produksi (ton) <i>Production (ton)</i> | Produktivitas (kg/ha) <i>Average Production (kilogram/hectare)</i> |
|---|--|--|---|---|
| (1) | (2) | (3) | (4) | (5) |
| Kelapa Dalam/ <i>Coconut</i> | 11 311,98 | kopra/ <i>copra</i> | 11 565,65 | 1 022,42 |
| Kelapa Deres/ <i>Coconut</i> | 5 289,32 | gula merah/ <i>brown sugar</i> | 55 623,17 | 10 516,13 |
| Kopi Robusta/ <i>Robusta Coffee</i> | 1 066,46 | ose | 282,45 | 264,85 |
| Kopi Arabica/ <i>Arabica Coffee</i> | 43,15 | ose | 8,54 | 198,00 |
| Cengkeh/ <i>Clove</i> | 564,04 | bunga kering/ <i>dried flower</i> | 28,38 | 50,31 |
| Tebu/ <i>Cane</i> | 105,38 | gula kristal/ <i>crystal sugar</i> | 362,43 | 3 439,28 |
| Teh/ <i>Tea</i> | 31,15 | daun kering/ <i>dried leaves</i> | 16,03 | 514,51 |
| Lada/ <i>Pepper</i> | 528,26 | biji kering/ <i>dry seeds</i> | 185,38 | 350,93 |
| Kapuk Randu/ <i>Kapok</i> | - | - | - | - |
| Nilam/ <i>Patchouli</i> | 78,50 | daun kering/ <i>dried leaves</i> | 276,58 | 3 523,25 |
| Casiavera | 13,00 | kulit kering/ <i>dry leather</i> | 1,09 | 83,89 |
| Pinang/ <i>Areca Nut</i> | 2,65 | biji kering/ <i>dry seeds</i> | 0,36 | 135,83 |
| Gelagah Arjuna | 915,88 | bunga kering/ <i>dried flower</i> | 414,89 | 453,00 |
| Pandan/ <i>Pandanus</i> | - | - | - | - |
| Sereh/ <i>Citronella</i> | 15,50 | - | 2,09 | 134,85 |
| Jarak Pagar/ <i>Castor</i> | - | - | - | - |
| Karet/ <i>Rubber</i> | 38,35 | lum | 57,40 | 1 496,79 |
| Kakao/ <i>Cocoa</i> | 46,58 | biji kering/ <i>dry seeds</i> | 2,85 | 61,27 |
| Vanili/ <i>Vanilla</i> | - | - | - | - |

Sumber/Source: Dinas Pertanian Kabupaten Purbalingga Melalui Survei Pertanian Perkebunan
Agriculture Department of Purbalingga Regency Through Agriculture Survey for Estate Crops

**5.4 KEHUTANAN
FORESTRY**

Tabel 5.4.1 Luas Kawasan Hutan dan Konservasi Perairan Menurut Kecamatan di Kabupaten Purbalingga (Ha), 2021
Extent of Forest Area, Inland Water, Coastal, and Marine Ecosystem in Purbalingga Regency by Subdistrict (Ha), 2021

| Kecamatan Subdistrict | Tahun SK Year of Decree | Hutan Lindung Protection Forest | Suaka Alam dan Pelestarian Alam Sanctuary Reserve and Nature Conservation Area | Hutan Produksi Terbatas Limited Production Forest |
|--------------------------|----------------------------------|--|---|---|
| (1) | (2) | (3) | (4) | (5) |
| Kemangkon | - | - | - | - |
| Bukateja | - | - | - | - |
| Kejobong | - | - | - | - |
| Pengadegan | - | - | - | - |
| Kaligondang | - | - | - | - |
| Purbalingga | - | - | - | - |
| Kalimanah | - | - | - | - |
| Padamara | ... | 416,99 | - | 63,82 |
| Kutasari | ... | 1 496,80 | - | 6,69 |
| Bojongsari | ... | 140,00 | - | 37,02 |
| Mrebet | ... | 206,70 | - | 529,25 |
| Bobotsari | ... | 3 640,83 | - | 1 269,70 |
| Karangreja | - | - | - | - |
| Karangjambu | ... | 44,80 | - | 224,10 |
| Karanganyar | - | - | - | - |
| Kertanegara | ... | 1 680,01 | - | 688,56 |
| Karangmoncol | ... | 3 101,40 | - | 614,61 |
| Rembang | - | - | - | - |
| Purbalingga | ... | 10 727,53 | - | 3 433,75 |

Lanjutan Tabel/*Continued Table 5.4.1*

| Kecamatan <i>Subdistrict</i> | Hutan Produksi Tetap <i>Permanent Production Forest</i> | Hutan Produksi yang dapat Dikonversi <i>Convertible Production Forest</i> | Jumlah Luas Hutan dan Perairan Total <i>Forest Area and Water Area</i> |
|---------------------------------|--|---|--|
| (1) | (6) | (7) | (8) |
| Kemangkon | - | - | - |
| Bukateja | - | - | - |
| Kejobong | - | - | - |
| Pengadegan | - | - | - |
| Kaligondang | - | - | - |
| Purbalingga | - | - | - |
| Kalimanah | - | - | - |
| Padamara | - | - | 480,81 |
| Kutasari | - | - | 1 503,49 |
| Bojongsari | 4,40 | - | 181,42 |
| Mrebet | 52,70 | - | 788,65 |
| Bobotsari | 103,26 | - | 5 013,79 |
| Karangreja | - | - | - |
| Karangjambu | 295,40 | - | 564,30 |
| Karanganyar | - | - | - |
| Kertanegara | 138,90 | - | 2 507,47 |
| Karangmoncol | - | - | 3 716,01 |
| Rembang | - | - | - |
| Purbalingga | 594,66 | - | 14 755,94 |

Sumber/*Source*: Kantor Perum Perhutani KPH Banyumas Timur/ *East Banyumas Forest Management Center*

Tabel
Table 5.4.2

**Produksi Kayu Hutan Menurut Kecamatan dan Jenis Kayu
di Kabupaten Purbalingga (batang), 2021**
*Logs Production by Subdistrict and Kind of Logs in
Purbalingga Regency (stalk), 2021*

| Kecamatan Subdistrict | Albasia | Mahoni/ Mahogany | Jati Teak | Jabon |
|--------------------------|---------|---------------------|--------------|-------|
| (1) | (2) | (3) | (4) | (5) |
| Kemangkon | - | - | - | - |
| Bukateja | - | - | - | - |
| Kejobong | - | - | - | - |
| Pengadegan | - | - | - | - |
| Kaligondang | - | - | - | - |
| Purbalingga | - | - | - | - |
| Kalimanah | - | - | - | - |
| Padamara | - | - | - | - |
| Kutasari | - | - | - | - |
| Bojongsari | - | - | - | - |
| Mrebet | - | - | - | - |
| Bobotsari | - | - | - | - |
| Karangreja | - | - | - | - |
| Karangjambu | - | - | - | - |
| Karanganyar | - | - | - | - |
| Kertanegara | - | - | - | - |
| Karangmoncol | - | - | - | - |
| Rembang | - | - | - | - |
| Purbalingga | - | - | - | - |

Lanjutan Tabel/*Continued Table* 5.4.2

| Kecamatan <i>Subdistrict</i> | Aprika | Kayu lain <i>Other logs</i> |
|---------------------------------|----------|--------------------------------|
| (1) | (6) | (7) |
| Kemangkon | - | - |
| Bukateja | - | - |
| Kejobong | - | - |
| Pengadegan | - | - |
| Kaligondang | - | - |
| Purbalingga | - | - |
| Kalimanah | - | - |
| Padamara | - | - |
| Kutasari | - | - |
| Bojongsari | - | - |
| Mrebet | - | - |
| Bobotsari | - | - |
| Karangreja | - | 1 130 |
| Karangjambu | - | 9 693 |
| Karanganyar | - | - |
| Kertanegara | - | 65 |
| Karangmoncol | - | 3 803 |
| Rembang | - | - |
| Purbalingga | - | 14 691 |

Sumber/*Source*: Kantor Perum Perhutani KPH Banyumas Timur/ *East Banyumas Forest Management Center*

**5.5 PETERNAKAN
LIVESTOCK**

Tabel 5.5.1 Populasi Ternak Menurut Kecamatan dan Jenis Ternak di Kabupaten Purbalingga, 2021
Population Livestock by Subdistrict and Type of Livestock in Purbalingga Regency, 2021

| Kecamatan Subdistrict | Sapi Perah/Dairy Cattle | | | Sapi Potong/Beef Cattle | | |
|--------------------------|-------------------------|-------------------|------------------|-------------------------|-------------------|------------------|
| | Jantan/ Male | Betina/ Female | Jumlah/ Total | Jantan/ Male | Betina/ Female | Jumlah/ Total |
| (1) | (2) | (3) | (4) | (5) | (6) | (7) |
| Kemangkon | - | - | - | 430 | 404 | 834 |
| Bukateja | 2 | 15 | 17 | 685 | 180 | 865 |
| Kejobong | - | - | - | 398 | 441 | 839 |
| Pengadegan | - | - | - | 56 | 45 | 101 |
| Kaligondang | - | 2 | 2 | 417 | 301 | 718 |
| Purbalingga | - | - | - | 64 | 37 | 101 |
| Kalimanah | - | - | - | 104 | 72 | 176 |
| Padamara | - | - | - | 891 | 1 119 | 2 010 |
| Kutasari | 5 | 12 | 17 | 509 | 949 | 1 458 |
| Bojongsari | 6 | 8 | 14 | 880 | 878 | 1 758 |
| Mrebet | - | - | - | 392 | 1 000 | 1 392 |
| Bobotsari | - | - | - | 184 | 443 | 627 |
| Karangreja | - | 10 | 14 | 145 | 137 | 282 |
| Karangjambu | - | - | - | 83 | 62 | 145 |
| Karanganyar | - | 3 | 3 | 171 | 142 | 313 |
| Kertanegara | - | - | - | 86 | 38 | 124 |
| Karangmoncol | - | - | - | 238 | 199 | 437 |
| Rembang | - | - | - | 232 | 114 | 346 |
| Purbalingga | 19 | 54 | 73 | 5 965 | 6 561 | 12 526 |

Lanjutan Tabel/*Continued Table 5.5.1*

| Kecamatan <i>Subdistrict</i> | Kuda/ <i>Horse</i> | | | Kerbau/ <i>Buffalo</i> | | |
|---------------------------------|------------------------|--------------------------|-------------------------|------------------------|--------------------------|-------------------------|
| | Jantan/ <i>Male</i> | Betina/ <i>Female</i> | Jumlah/ <i>Total</i> | Jantan/ <i>Male</i> | Betina/ <i>Female</i> | Jumlah/ <i>Total</i> |
| (1) | (8) | (9) | (10) | (11) | (12) | (13) |
| Kemangkon | - | - | - | 5 | 12 | 17 |
| Bukateja | 4 | 2 | 6 | 4 | 17 | 21 |
| Kejobong | 5 | 7 | 12 | 2 | 5 | 7 |
| Pengadegan | - | - | - | 16 | 21 | 37 |
| Kaligondang | - | - | - | - | - | - |
| Purbalingga | 1 | - | 1 | 10 | 16 | 26 |
| Kalimanah | 5 | - | 5 | 9 | 7 | 16 |
| Padamara | 8 | - | 8 | 30 | 17 | 47 |
| Kutasari | 4 | 2 | 6 | 21 | 30 | 51 |
| Bojongsari | 10 | 5 | 15 | - | - | - |
| Mrebet | - | - | - | 19 | 71 | 90 |
| Bobotsari | 4 | - | 4 | 12 | 24 | 36 |
| Karangreja | 10 | 2 | 12 | - | - | - |
| Karangjambu | - | - | - | 46 | 35 | 81 |
| Karanganyar | - | - | - | 75 | 92 | 167 |
| Kertanegara | 1 | - | 1 | 2 | 3 | 5 |
| Karangmoncol | - | - | - | 41 | 91 | 132 |
| Rembang | 1 | - | 1 | 43 | 125 | 168 |
| Purbalingga | 53 | 18 | 71 | 335 | 566 | 901 |

Lanjutan Tabel/*Continued Table 5.5.1*

| Kecamatan <i>Subdistrict</i> | Domba/Sheep | | | Kambing/Goat | | |
|---------------------------------|-----------------|-------------------|------------------|-----------------|-------------------|------------------|
| | Jantan/ Male | Betina/ Female | Jumlah/ Total | Jantan/ Male | Betina/ Female | Jumlah/ Total |
| (1) | (14) | (15) | (16) | (17) | (18) | (19) |
| Kemangkon | 413 | 792 | 1 205 | 5 632 | 7 701 | 13 333 |
| Bukateja | 304 | 528 | 832 | 6 706 | 5 881 | 12 587 |
| Kejobong | 255 | 940 | 1 195 | 16 763 | 29 806 | 46 569 |
| Pengadegan | 85 | 202 | 287 | 10 884 | 14 506 | 25 390 |
| Kaligondang | 380 | 731 | 1 111 | 16 721 | 14 891 | 31 612 |
| Purbalingga | 441 | 470 | 911 | 903 | 849 | 1 752 |
| Kalimanah | 261 | 415 | 676 | 725 | 764 | 1 489 |
| Padamara | 609 | 1 180 | 1 789 | 2 340 | 1 892 | 4 232 |
| Kutasari | 1 066 | 2 644 | 3 710 | 13 028 | 14 934 | 27 962 |
| Bojongsari | 532 | 1 238 | 1 770 | 3 756 | 5 559 | 9 315 |
| Mrebet | 1 307 | 3 388 | 4 695 | 5 513 | 10 780 | 16 293 |
| Bobotsari | 447 | 3 073 | 3 520 | 2 281 | 4 167 | 6 448 |
| Karangreja | 451 | 470 | 921 | 8 010 | 5 010 | 13 020 |
| Karangjambu | 101 | 130 | 231 | 4 024 | 1 966 | 5 990 |
| Karangnyaar | 257 | 340 | 597 | 4 443 | 4 061 | 8 504 |
| Kertanegara | 216 | 682 | 898 | 3 274 | 3 913 | 7 187 |
| Karangmoncol | 453 | 881 | 1 334 | 3 090 | 5 277 | 8 367 |
| Rembang | 46 | 186 | 232 | 5 935 | 13 341 | 19 276 |
| Purbalingga | 7 624 | 18 290 | 25 914 | 114 028 | 145 298 | 259 326 |

Lanjutan Tabel/*Continued Table 5.5.1*

| Kecamatan Subdistrict | Babi/Pig | | |
|--------------------------|--------------|----------------|---------------|
| | Jantan/ Male | Betina/ Female | Jumlah/ Total |
| (1) | (20) | (21) | (22) |
| Kemangkon | 10 | 6 | 16 |
| Bukateja | - | - | - |
| Kejobong | - | - | - |
| Pengadegan | - | - | - |
| Kaligondang | - | - | - |
| Purbalingga | - | - | - |
| Kalimanah | - | - | - |
| Padamara | - | - | - |
| Kutasari | 754 | 734 | 1 488 |
| Bojongsari | - | - | - |
| Mrebet | - | - | - |
| Bobotsari | - | - | - |
| Karangreja | - | - | - |
| Karangjambu | - | - | - |
| Karanganyar | - | - | - |
| Kertanegara | - | - | - |
| Karangmoncol | - | - | - |
| Rembang | - | - | - |
| Purbalingga | 764 | 740 | 1 504 |

Sumber/*Source*: Dinas Pertanian Kabupaten Purbalingga/*Agriculture Department of Purbalingga Regency*

Tabel 5.5.2 **Populasi Unggas Menurut Kecamatan dan Jenis Unggas di Kabupaten Purbalingga, 2021**
Population Poultry by Subdistrict and Type of Poultry in Purbalingga Regency, 2021

| Kecamatan Subdistrict | Ayam/Chicken | | Itik/Duck |
|--------------------------|--------------------|------------------------|---------------|
| | Ras/ Layer/Broiler | Buras/ Native Chickens | |
| (1) | (2) | (3) | (4) |
| Kemangkon | 107 513 | 38 061 | 5 781 |
| Bukateja | 339 198 | 91 856 | 10 281 |
| Kejobong | 2076 638 | 76 432 | 7 267 |
| Pengadegan | 707 152 | 28 065 | 617 |
| Kaligondang | 247 325 | 133 267 | 20 846 |
| Purbalingga | 91 755 | 5 220 | 1 678 |
| Kalimanah | 51 148 | 2 352 | 3 263 |
| Padamara | 77 922 | 24 199 | 1 493 |
| Kutasari | 425 936 | 59 771 | 654 |
| Bojongsari | 144 491 | 65 717 | 1 094 |
| Mrebet | 346 683 | 77 352 | 1 476 |
| Bobotsari | 165 394 | 34 522 | 1 371 |
| Karangreja | 291 389 | 42 867 | 773 |
| Karangjambu | 84 979 | 11 868 | 760 |
| Karanganyar | 117 695 | 33 963 | 1 295 |
| Kertanegara | 134 824 | 29 585 | 2 405 |
| Karangmoncol | 372 497 | 47 989 | 4 047 |
| Rembang | 130 372 | 26 734 | 2 758 |
| Purbalingga | 5 912 911 | 829 820 | 67 859 |

Sumber/Source: Dinas Pertanian Kabupaten Purbalingga/Agriculture Department of Purbalingga Regency

Tabel
Table 5.5.3

Jumlah Ternak yang Dipotong di Rumah Pemotongan Hewan (RPH) Pemerintah Kabupaten Purbalingga Menurut Kecamatan, 2021
Number of Cattle Slaughtered at Purbalingga Regency Slaughtering Houses by Subdistrict, 2021

| Kecamatan Subdistrict | Sapi Beef Cattle | Kerbau Buffalo | Babi/Pig | Kuda/Horse | Domba Sheep | Kambing Goat |
|--------------------------|---------------------|-------------------|----------|------------|----------------|-----------------|
| (1) | (2) | (3) | (4) | (5) | (6) | (7) |
| Kemangkon | - | - | - | - | - | - |
| Bukateja | - | - | - | - | - | - |
| Kejobong | - | - | - | - | - | - |
| Pengadegan | - | - | - | - | - | - |
| Kaligondang | - | - | - | - | - | - |
| Purbalingga | 1 238 | - | - | - | - | - |
| Kalimanah | - | - | - | - | - | - |
| Padamara | - | - | - | - | - | - |
| Kutasari | - | - | - | - | - | - |
| Bojongsari | - | - | - | - | - | - |
| Mrebet | - | - | - | - | - | - |
| Bobotsari | - | - | - | - | - | - |
| Karangreja | - | - | - | - | - | - |
| Karangjambu | - | - | - | - | - | - |
| Karanganyar | - | - | - | - | - | - |
| Kertanegara | - | - | - | - | - | - |
| Karangmoncol | - | - | - | - | - | - |
| Rembang | - | - | - | - | - | - |
| Purbalingga | 1 238 | - | - | - | - | - |

Sumber/Source: Dinas Pertanian Kabupaten Purbalingga/Agriculture Department of Purbalingga Regency

Tabel
Table 5.5.4

Jumlah Ternak yang Dipotong di Luar Rumah Potong Hewan (RPH) Pemerintah Kabupaten Purbalingga Menurut Kecamatan, 2021
Number of Cattle Slaughtered at Purbalingga Regency Outside Slaughtering Houses by Subdistrict, 2021

| Kecamatan Subdistrict | Sapi Beef Cattle | Kerbau Buffalo | Babi/Pig | Kuda/ Horse | Domba Sheep | Kambing Goat |
|--------------------------|---------------------|-------------------|----------|----------------|----------------|-----------------|
| (1) | (2) | (3) | (4) | (5) | (6) | (7) |
| Kemangkon | 217 | - | - | - | 105 | 468 |
| Bukateja | 206 | - | - | - | 117 | 424 |
| Kejobong | 184 | - | - | - | 69 | 7 665 |
| Pengadegan | 158 | - | - | - | 51 | 1 367 |
| Kaligondang | 204 | - | - | - | 73 | 324 |
| Purbalingga | 289 | - | - | - | 244 | 354 |
| Kalimanah | 283 | - | - | - | 165 | 402 |
| Padamara | 180 | - | - | - | 278 | 875 |
| Kutasari | 160 | - | - | - | 156 | 421 |
| Bojongsari | 230 | - | - | - | 101 | 401 |
| Mrebet | 141 | - | - | - | 136 | 725 |
| Bobotsari | 123 | - | - | - | 97 | 814 |
| Karangreja | 80 | - | - | - | 33 | 442 |
| Karangjambu | 25 | - | - | - | 66 | 634 |
| Karanganyar | 83 | - | - | - | 42 | 405 |
| Kertanegara | 91 | - | - | - | 50 | 405 |
| Karangmoncol | 178 | - | - | - | 74 | 837 |
| Rembang | 227 | - | - | - | 41 | 1 152 |
| Purbalingga | 3 059 | 4 | - | - | 1 898 | 18 115 |

Sumber/Source: Dinas Pertanian Kabupaten Purbalingga/Agriculture Department of Purbalingga Regency

Tabel
Table 5.5.5

Produksi Susu Sapi, Daging, dan Kulit Ternak Menurut Kecamatan di Kabupaten Purbalingga, 2021
Production of Cow's Milk, Meat and Livestock Leather by Subdistrict in Purbalingga Regency, 2021

| Kecamatan Subdistrict | Susu Sapi Dairy Milk (liter) | Daging Meat (kg) |
|--------------------------|---------------------------------|---------------------|
| (1) | (2) | (3) |
| Kemangkon | - | 154 212 |
| Bukateja | 16 190 | 61 092 |
| Kejobong | - | 74 525 |
| Pengadegan | - | 49 707 |
| Kaligondang | 2 159 | 76 343 |
| Purbalingga | - | 776 008 |
| Kalimanah | - | 69 600 |
| Padamara | 2 159 | 254 796 |
| Kutasari | 12 952 | 49 761 |
| Bojongsari | 8 634 | 62 909 |
| Mrebet | 2 159 | 46 064 |
| Bobotsari | - | 42 219 |
| Karangreja | 10 793 | 46 929 |
| Karangjambu | - | 43 169 |
| Karanganyar | 3 238 | 54 344 |
| Kertanegara | - | 47 371 |
| Karangmoncol | - | 56 207 |
| Rembang | - | 62 057 |
| Purbalingga | 58 284 | 2 027 313 |

Lanjutan Tabel/Continued Table 5.5.5

| Kecamatan Subdistrict | Kulit (Lembar) Livestock Leather (sheet) | | | |
|--------------------------|---|-----------------|--------------|---------------|
| | Sapi/ Cow | Kerbau/ Buffalo | Domba/ Sheep | Kambing/ Goat |
| (1) | (4) | (5) | (6) | (7) |
| Kemangkon | 217 | - | 66 | 619 |
| Bukateja | 206 | - | 12 | 447 |
| Kejobong | 184 | - | 73 | 6 778 |
| Pengadegan | 158 | - | 37 | 1 034 |
| Kaligondang | 204 | - | 23 | 325 |
| Purbalingga | 1 038 | - | 419 | 394 |
| Kalimamah | 283 | - | 121 | 400 |
| Padamara | 180 | - | 84 | 275 |
| Kutasari | 160 | - | 210 | 533 |
| Bojongsari | 230 | - | 24 | 453 |
| Mrebet | 141 | - | 87 | 787 |
| Bobotsari | 123 | 1 | 124 | 878 |
| Karangreja | 80 | - | 10 | 548 |
| Karangjambu | 25 | 4 | 8 | 535 |
| Karanganyar | 83 | - | 24 | 358 |
| Kertanegara | 91 | - | 47 | 603 |
| Karangmoncol | 178 | - | 9 | 894 |
| Rembang | 227 | - | 14 | 845 |
| Purbalingga | 3 808 | 5 | 1 392 | 16 706 |

Sumber/Source: Dinas Pertanian Kabupaten Purbalingga/Agriculture Department of Purbalingga Regency

Tabel
Table 5.5.6

Produksi Telur Unggas Menurut Kecamatan di Kabupaten Purbalingga (kg), 2021
Poultry Egg Production by Subdistrict in Purbalingga Regency (kg), 2021

| Kecamatan Subdistrict | Produksi Telur Egg Production | | | |
|--------------------------|----------------------------------|-------------------------------|----------------|----------------|
| | Ayam Ras/ Layer | Ayam Buras/ Native Chicken | Itik/ Duck | Puyuh/ Quail |
| (1) | (2) | (3) | (4) | (5) |
| Kemangkon | 47 387 | 74 726 | 71 921 | 9 892 |
| Bukateja | 992 764 | 180 344 | 127 905 | 11 261 |
| Kejobong | 2667 510 | 150 063 | 90 408 | 71 067 |
| Pengadegan | 1661 557 | 55 101 | 7 676 | 40 327 |
| Kaligondang | 687 511 | 261 648 | 259 343 | 19 479 |
| Purbalingga | - | 10 249 | 20 876 | - |
| Kalimanah | 136 633 | 4 618 | 40 595 | 15 218 |
| Padamara | 214 822 | 47 511 | 18 574 | - |
| Kutasari | 473 873 | 117 350 | 8 136 | 17 196 |
| Bojongsari | 134 264 | 129 024 | 13 610 | 913 |
| Mrebet | 819 800 | 151 868 | 18 363 | 609 |
| Bobotsari | 263 000 | 67 778 | 17 056 | 14 609 |
| Karangreja | 357 379 | 84 162 | 9 617 | - |
| Karangjambu | 44 228 | 23 301 | 9 455 | 4 565 |
| Karanganyar | 139 398 | 66 681 | 16 111 | - |
| Kertanegara | 147 690 | 58 085 | 29 920 | 2 891 |
| Karangmoncol | 829 278 | 94 218 | 50 348 | 3 804 |
| Rembang | 37 120 | 52 488 | 34 312 | 2 283 |
| Purbalingga | 9 654 214 | 1 629 215 | 844 226 | 214 114 |

Sumber/Source: Dinas Pertanian Kabupaten Purbalingga/Agriculture Department of Purbalingga Regency

Tabel
Table 5.5.7

Net Export Ternak dan Unggas Menurut Jenis Ternak di Kabupaten Purbalingga (ekor), 2021
Net Export of Livestock and Poultry by Kind of Livestock and Poultry in Purbalingga Regency (tail), 2021

| Jenis Ternak/Unggas Type of Livestock or Poultry | Jumlah Ternak/Unggas Number of Livestock or Poultry | | |
|---|--|------------------|-----------------------|
| | Masuk In | Keluar Out | Selisih Net Export |
| (1) | (2) | (3) | (4) |
| Sapi Potong/ Beef Cattle | 2 187 | 1 808 | - 379 |
| Sapi Perah/ Dairy Cattle | - | - | - 4 |
| Kerbau/ Buffalo | 5 | 15 | 10 |
| Kuda/ Horse | - | - | 2 |
| Kambing/ Goat | 7 512 | 25 287 | 17 775 |
| Domba/ Sheep | 1 232 | 2 319 | 1 087 |
| Babi/ Pig | - | - | 402 |
| Ayam Pedaging/ Broiler* | 1 278 200 | 1 151 348 | -126 852 |
| Ayam Petelur/ Layer * | 102 500 | 71 750 | -30 750 |
| Ayam Buras/ Native Chicken | 90 355 | 110 788 | 20 433 |
| Itik/ Duck | 8 975 | 16 577 | 7 602 |
| Puyuh/ Quail** | - | - | - |
| Itik Manila/ Muscovy Duck | - | - | - |
| Angsa/ Goose | - | - | - |
| Kelinci/ Rabbit | - | - | 3 |
| Jumlah/ Total | 1 490 972 | 1 380 301 | -110 671 |

Catatan/Note: *) Ayam ras layer dan broiler masuk berupa DOC (anak Ayam) keluar ayam dewasa

*) Layer and broiler from Day Old Chicken becomes Old Chicken

**)Puyuh masuk DOD (anak puyuh) keluar puyuh dewasa afkir

**) Quail from Day Old Duck becomes Old Duck

Sumber/Source: Dinas Pertanian Kabupaten Purbalingga/ Agriculture Department of Purbalingga Regency

Tabel
Table 5.5.8

Harga Ternak, Unggas, Susu dan Telur Menurut Jenis Ternak/Unggas di Kabupaten Purbalingga, 2021
Price of Livestock, Poultry, Cow's Milk, Egg and Livestock Leather by Kind of Livestock in Purbalingga Regency, 2021

| Jenis Ternak/Unggas Kind of Livestock/Poultry | | Satuan Unit | Harga (rupiah) Price (rupiah) |
|--|--------------------|----------------|----------------------------------|
| (1) | | (2) | (3) |
| Sapi Potong/Beef Cattle | | Ekor/Tail | 22 000 000 |
| Sapi Perah/Dairy Cattle | | Ekor/Tail | 18 000 000 |
| Kerbau/Buffalo | | Ekor/Tail | 16 500 000 |
| Kuda/Horse | | Ekor/Tail | 17 000 000 |
| Kambing/Goat | | Ekor/Tail | 2 500 000 |
| Domba/Sheep | | Ekor/Tail | 2 300 000 |
| Babi/Pig | | Ekor/Tail | 1 000 000 |
| DOC Broiler | | Ekor/Tail | 7 500 |
| DOC Layer | | Ekor/Tail | 6 500 |
| Ayam Pedaging/Broiler | | Ekor/Tail | 38 000 |
| Ayam Petelur/Layer | | Ekor/Tail | 65 000 |
| Ayam Buras/ | Native Chicken | Ekor/Tail | 90 000 |
| Itik/Duck | | Ekor/Tail | 70 000 |
| DOD Itik/Day Old Duck | | Ekor/Tail | 7 000 |
| Puyuh/Quail | | Ekor/Tail | 5 000 |
| DOD Puyuh/DOD Quail | | Ekor/Tail | 2 700 |
| Itik Manila/Muscovy Duck | | Ekor/Tail | 95 000 |
| Angsa/Goose | | Ekor/Tail | 200 000 |
| Kelinci/Rabbit | | Ekor/Tail | 65 000 |
| Susu Murni/Cow's Milk | | Liter/Liter | 8 000 |
| Telur Ayam Ras/Broiler Egg | | Butir/Grain | 1 500 |
| Telur Ayam Buras/ | Native Chicken Egg | Butir/Grain | 2 300 |
| Telur Itik/Duck Egg | | Butir/Grain | 2 500 |
| Telur Puyuh/Quail Egg | | Butir/Grain | 500 |
| Kulit Sapi/Cow Leather | | Lembar/Sheet | 300 000 |
| Kulit Kerbau/ | Buffalo Leather | Lembar/Sheet | 200 000 |
| Kulit Kambing/ | Goat Leather | Lembar/Sheet | 33 000 |
| Kulit Domba/Sheep Leather | | Lembar/Sheet | 55 000 |

Sumber/Source: Dinas Pertanian Kabupaten Purbalingga/Agriculture Department of Purbalingga Regency

**5.6 PERIKANAN
FISHERY**

Tabel 5.6.1 **Produksi Ikan (Kolam dan Sawah) Menurut Komoditas di Kabupaten Purbalingga, 2021**
Production of Fish (Pool and Wetland) by Type of Fish in Purbalingga Regency, 2021

| Jenis Ikan Type of Fish | Kolam/ Pool | | Sawah/ Wetland | |
|----------------------------|----------------------------------|--|----------------------------------|--|
| | Produksi (kg) Production (kg) | Nilai (ribu rupiah) Value (thousand rupiah) | Produksi (kg) Production (kg) | Nilai (ribu rupiah) Value (thousand rupiah) |
| (1) | (2) | (3) | (4) | (5) |
| Gurami/ Carp | 431 387 | 15 529 932 | - | - |
| Lele/ Catfish | 2 590 850 | 40 158 175 | - | - |
| Nila/ Parrot Fish | 1 406 510 | 35 162 750 | - | - |
| Patin/ Patin | 227 255 | 3 863 335 | - | - |
| Karper/Mas | 4 716 | 117 900 | - | - |
| Tawes | 135 890 | 2 717 800 | - | - |
| Nilem | 867 060 | 21 676 500 | - | - |
| Bawal/ Pomfret | 1 317 830 | 22 403 110 | - | - |
| Lainnya/ Other | - | - | - | - |
| Purbalingga | 6 981 498 | 141 629 502 | - | - |

Sumber/Source: Dinas Ketahanan Pangan dan Perikanan Kabupaten Purbalingga/
Purbalingga Regency Department of Food and Fishery Resilience

Tabel
Table 5.6.2

Produksi dan Nilai Ikan Sungai dan Usaha Pembenuhan Rakyat (UPR) Menurut Komoditas di Kabupaten Purbalingga, 2021
Production and Value of River Fish and Folk Seedling Enterprises by Type of Fish in Purbalingga Regency, 2021

| Jenis Ikan <i>Type of Fish</i> | Ikan Sungai <i>River Fish</i> | | Usaha Pembenuhan Rakyat (UPR) <i>Folk Seedling Enterprises</i> | |
|-----------------------------------|---|---|---|---|
| | Produksi (kg) <i>Production (kg)</i> | Nilai (ribu rupiah) <i>Value (thousand rupiah)</i> | Produksi (ekor) <i>Production (tail)</i> | Nilai (ribu rupiah) <i>Value (thousand rupiah)</i> |
| (1) | (2) | (3) | (4) | (5) |
| Gurami/ <i>Carp</i> | - | - | 13 679 000,00 | 4 103 700,00 |
| Lele/ <i>Catfish</i> | 12 616,45 | 277 562,01 | 194 040 000,00 | 15 523 200,00 |
| Nila/ <i>Parrot Fish</i> | 52 013,88 | 1 300 347,11 | 35 190 000,00 | 2 463 300,00 |
| Patin/ <i>Patin</i> | - | - | - | - |
| Karper/Mas | - | - | 3 968 000,00 | 992 000,00 |
| Tawes | 56 399,91 | 1 409 997,80 | 14 996 000,00 | 749 800,00 |
| Nilem | 30 215,27 | 775 381,77 | 18 142 000,00 | 907 100,00 |
| Bawal/ <i>Pomfret</i> | - | - | - | - |
| Baung/ <i>Baung</i> | 3 166,88 | 79 171,98 | - | - |
| Keting | 10 078,47 | 251 961,78 | - | - |
| Lukas | 35 952,80 | 898 819,95 | - | - |
| Mujair | 48 868,82 | 1 075 114,02 | - | - |
| Seren | 19 711,93 | 492 798,23 | - | - |
| Udang Tawar/ <i>Fresh Shrimp</i> | 2 906,90 | 87 206,95 | - | - |
| Purbalingga | 271 931,31 | 6 648 361,60 | 280 015 000,00 | 24 739 100,00 |

Sumber/Source: Dinas Ketahanan Pangan dan Perikanan Kabupaten Purbalingga/
Purbalingga Regency Department of Food and Fishery Resilience

Tabel
Table 5.6.3

Produksi dan Nilai Produksi Ikan Hias Menurut Jenis Ikan di Kabupaten Purbalingga, 2021
Production and Value of decorative fish by Type of Fish in Purbalingga Regency, 2021

| Jenis Ikan <i>Type of Fish</i> | Triwulan I/ <i>Quarter I</i> | | Triwulan II/ <i>Quarter II</i> | |
|-----------------------------------|--|--|--|--|
| | Produksi (ribu ekor) <i>Production</i> (<i>thousand tail</i>) | Nilai (ribu rupiah) Value (<i>thousand rupiah</i>) | Produksi (ribu ekor) <i>Production</i> (<i>thousand tail</i>) | Nilai (ribu rupiah) Value (<i>thousand rupiah</i>) |
| (1) | (2) | (3) | (4) | (5) |
| Black Ghost | 1,73 | 6 920,00 | 1,85 | 7 400,00 |
| Cherry Shrimp | 56,8 | 36 920,00 | 59,40 | 38 610,00 |
| Cory Bronze | 206,21 | 721 735,00 | 210,68 | 737 380,00 |
| Cupang Siamese Fighter | 89,3 | 178 600,00 | 89,14 | 178 280,00 |
| Gupi | 184,85 | 277 275,00 | 187,63 | 281 445,00 |
| Harlequin Rasbora | 1250,88 | 1 751 232,00 | 1 149,60 | 1 609 440,00 |
| Koi | 1179,37 | 2 358 740,00 | 1 096,80 | 2 193 600,00 |
| Lou Han | 3,5 | 35 000,00 | 3,80 | 38 000,00 |
| Manvis | 141,85 | 170 220,00 | 141,80 | 170 160,00 |
| Mas Koki; Koki | 124,68 | 623 400,00 | 129,40 | 647 000,00 |
| Platy Ekor Pedang | 267,37 | 320 844,00 | 279,16 | 334 992,00 |
| Platy Selatan; Mickey Mause Platy | 4,41 | 4 410,00 | 4,44 | 4 440,00 |
| Tetra | 30,35 | 30 350,00 | 31,30 | 31 300,00 |
| Udang Karang Mexican dwarf | 15,5 | 31 000,00 | 16,40 | 32 800,00 |
| Purbalingga | 3 556,80 | 6 546 646,00 | 3 401,40 | 6 304 847,00 |

Lanjutan Tabel/Continued Table 5.6.3

| Jenis Ikan <i>Type of Fish</i> | Triwulan III/ <i>Quarter III</i> | | Triwulan IV/ <i>Quarter IV</i> | |
|-----------------------------------|--|---|--|---|
| | Produksi (ribu ekor) <i>Production (thousand tail)</i> | Nilai (ribu rupiah) Value (<i>thousand rupiah</i>) | Produksi (ribu ekor) <i>Production (thousand tail)</i> | Nilai (ribu rupiah) Value (<i>thousand rupiah</i>) |
| (1) | (6) | (7) | (8) | (9) |
| Black Ghost | 1,96 | 9 800,00 | 2,14 | 10 700,00 |
| Cherry Shrimp | 72,40 | 54 300,00 | 76,89 | 57 668,00 |
| Cory Bronze | 210,15 | 525 375,00 | 214,37 | 535 925,00 |
| Cupang Siamese Fighter | 79,80 | 279 300,00 | 75,60 | 264 600,00 |
| Gupi | 230,70 | 346 050,00 | 253,90 | 380 850,00 |
| Harlequin Rasbora | 1 710,98 | 3 079 764,00 | 2 033,45 | 3 660 210,00 |
| Koi | 1 526,70 | 4 580 100,00 | 1 605,00 | 4 815 000,00 |
| Lou Han | 3,30 | 26 400,00 | 3,79 | 30 320,00 |
| Manvis | 140,50 | 252 900,00 | 158,60 | 285 480,00 |
| Mas Koki; Koki | 142,28 | 711 400,00 | 150,17 | 750 850,00 |
| Platy Ekor Pedang | 259,07 | 259 070,00 | 256,57 | 256 570,00 |
| Platy Selatan; Mickey Mouse Platy | 3,88 | 3 104,00 | 4,25 | 3 400,00 |
| Tetra | 29,98 | 29 980,00 | 36,02 | 36 020,00 |
| Udang Karang Mexican dwarf | 25,00 | 50 000,00 | 33,65 | 67 300,00 |
| Purbalingga | 4 436,70 | 10 207 543,00 | 4 904,40 | 11 154 893,00 |

Lanjutan Tabel/Continued Table 5.6.3

| Jenis Ikan Type of Fish | Jumlah/ Total | |
|-----------------------------------|--|--|
| | Produksi (ribu ekor) Production (thousand tail) | Nilai (ribu rupiah) Value (thousand rupiah) |
| | (10) | (11) |
| Black Ghost | 7,68 | 34 820,00 |
| Cherry Shrimp | 265,49 | 187 498,00 |
| Cory Bronze | 841,41 | 2 520 415,00 |
| Cupang Siamese Fighter | 333,84 | 900 780,00 |
| Gupi | 857,08 | 1 285 620,00 |
| Harlequin Rasbora | 6 144,91 | 10 100 646,00 |
| Koi | 5 407,87 | 13 947 440,00 |
| Lou Han | 14,39 | 129 720,00 |
| Manvis | 582,75 | 878 760,00 |
| Mas Koki; Koki | 546,53 | 2 732 650,00 |
| Platy Ekor Pedang | 1 062,17 | 1 171 476,00 |
| Platy Selatan; Mickey Mause Platy | 16,98 | 15 354,00 |
| Tetra | 127,65 | 127 650,00 |
| Udang Karang Mexican dwarf | 90,55 | 181 100,00 |
| Purbalingga | 16 299,30 | 34 213 929,00 |

Sumber/Source: Dinas Ketahanan Pangan dan Perikanan Kabupaten Purbalingga/
Purbalingga Regency Department of Food and Fishery Resilience

06

BAB/ CHAPTER

PERTAMBANGAN, ENERGI, DAN INDUSTRI

MINING, ENERGY, AND INDUSTRY



Jumlah Pelanggan Air Minum di Kabupaten Purbalingga

The Number of Water Customers in Purbalingga Regency

Sejak tahun 2001, jumlah pelanggan air di Kabupaten Purbalingga cenderung naik

Since 2001, the number of water customers in Purbalingga Regency tends to increase



Jumlah Pelanggan di tahun 2021

Number of Customers in 2021

56.540

 PELANGGAN
/CUSTOMER

Sumber/ Source : PDAM Kabupaten Purbalingga/
PDAM Purbalingga Regency



PENJELASAN TEKNIS**TECHNICAL NOTES**

- | | |
|--|---|
| <p>1. Perusahaan atau usaha industri adalah suatu unit (kesatuan) usaha yang melakukan kegiatan ekonomi, bertujuan menghasilkan barang atau jasa, terletak pada suatu bangunan atau lokasi tertentu, dan mempunyai catatan administrasi tersendiri mengenai produksi dan struktur biaya serta ada seorang atau lebih yang bertanggung jawab atas usaha tersebut.</p> | <p>1. <i>A manufacturing establishment is defined as a production unit engaged in economic activity, producing goods or services, located in a building or in a certain location, keeping a business record concerning the production and cost structure, and having a person or more that are responsible to those activities.</i></p> |
| <p>2. Pelanggan adalah individu atau kelompok, baik rumah tangga, perusahaan atau institusi non profit yang membeli air bersih dari perusahaan air bersih.</p> | <p>2. <i>Customers are individuals or groups, whether household, company or non-profit institutions that buy water supply from water supply establishment.</i></p> |
| <p>3. Air disalurkan adalah volume air bersih dari perusahaan air bersih.</p> | <p>3. <i>Distributed water is the volume of water supply from water supply establishment.</i></p> |

ULASAN**DESCRIPTION****A. AIR MINUM**

Jumlah pelanggan dan produksi air minum ataupun air bersih dari tahun ke tahun terus meningkat. Pada tahun 2021 banyaknya pelanggan meningkat sebesar 4,22 persen dari tahun 2020 menjadi 56.540 pelanggan.

Pemakaian air yang disalurkan oleh PDAM Kabupaten Purbalingga ke pelanggan di tahun 2020 sebanyak 12.892.404 m³. Dan di tahun 2021 pemakaian yang disalurkan oleh PDAM meningkat menjadi 13.094.752 m³.

B. LISTRIK

Listrik merupakan salah satu produk energi yang sangat dibutuhkan oleh masyarakat. Jumlah pelanggan pada PT. PLN (Persero) Ranting Purbalingga sebanyak 267.438 pelanggan pada tahun 2021 dengan Kwh yang terjual adalah sebanyak 395.042.370 Kwh.

A. WATER SUPPLY

Number of customers and production of sanitary water increased from year to year. In 2021, number of costumer increased 4,22 percent from 2020 become 56.540 costumer.

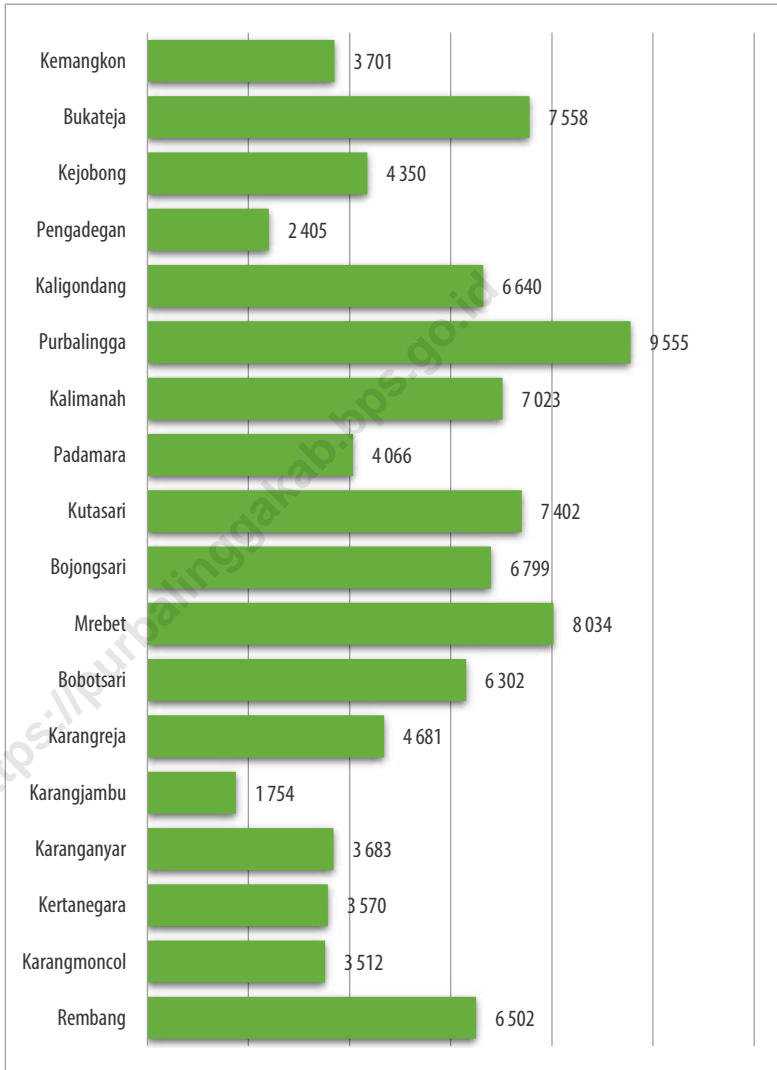
Sanitary water distributed by PDAM Purbalingga Regency to customers in 2020 as much as 12.892.404 m³. And in 2021 the sanitary water distributed by PDAM increased to 13.094.752 m³.

B. ELECTRICITY

Electricity one of product that very needed by the community. In 2021, number of customers at PT. PLN (Persero) Branch Purbalingga as many as 267.438 customers with 395.042.370 Kwh sold.

Gambar 6.1
Figures

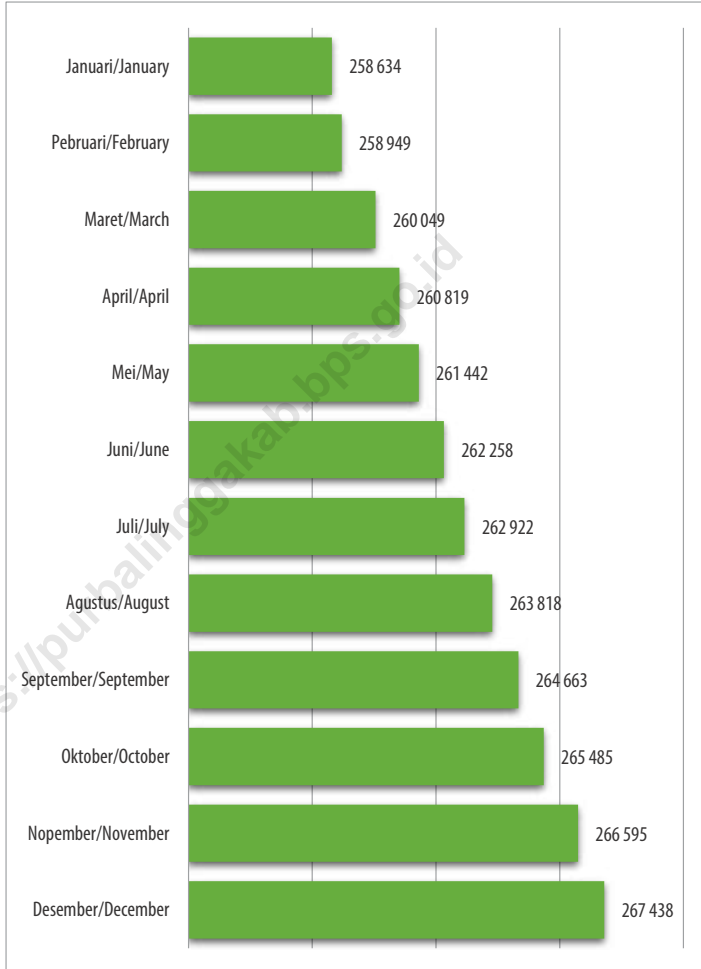
Jumlah Usaha Menengah, Kecil dan Mikro (UMKM) Menurut Kecamatan di Kabupaten Purbalingga, 2021
Number of Establishment (Medium, Small and Micro Industry) by Subdistrict in Purbalingga Regency, 2021



Sumber/Source : Dinas Koperasi dan UMK Kabupaten Purbalingga/ Office of Cooperatives and Micro-Small Industries Purbalingga Regency

Gambar 6.2
Figures

Jumlah Pelanggan Listrik Pada PT. PLN (Persero) Ranting Purbalingga Menurut Bulan, 2021
Number of Electricity Customer and Selling of Electricity by PT. PLN (Persero) Ranting Purbalingga by Month, 2021



Sumber/Source : PT. PLN (Persero) Ranting Purbalingga/ PT. PLN (Persero) Purbalingga Branch

Tabel
Table 6.1**Jumlah Pelanggan dan Air yang Disalurkan Menurut
Kecamatan di Kabupaten Purbalingga, 2021**
**Number of Customers and Distributed Water by Subdistrict
in Purbalingga Regency, 2021**

| Kecamatan Subdistrict | Pelanggan Number of Customers | Air Disalurkan Distributed Water (m ³) | Nilai Value (Rp) |
|--------------------------|----------------------------------|--|------------------------|
| (1) | (2) | (3) | (4) |
| Kemangkon | 3 222 | 660 380 | 1 593 240 070 |
| Bukateja | 933 | 211 888 | 517 995 590 |
| Kejobong | - | - | - |
| Pengadegan | - | - | - |
| Kaligondang | 5 506 | 1 093 400 | 2 693 379 450 |
| Purbalingga | 19 821 | 5 142 913 | 14 249 630 500 |
| Kalimanah | 7 704 | 1 748 522 | 4 430 323 830 |
| Padamara | 5 255 | 1 118 163 | 2 818 402 860 |
| Kutasari | 3 098 | 695 035 | 1 698 232 980 |
| Bojongsari | 4 056 | 891 559 | 2 146 978 810 |
| Mrebet | 1 666 | 350 666 | 863 484 640 |
| Bobotsari | 2 902 | 668 139 | 1 714 063 210 |
| Karangreja | 1 383 | 261 813 | 630 606 580 |
| Karangjambu | - | - | - |
| Karanganyar | - | - | - |
| Kertanegara | - | - | - |
| Karangmoncol | - | - | - |
| Rembang | 943 | 243 274 | 569 822 770 |
| Purbalingga | 56 540 | 13 094 752 | 33 949 837 050 |

Sumber/Source: PDAM Kabupaten Purbalingga/ PDAM Purbalingga Regency

Tabel
Table 6.2**Jumlah Pelanggan dan Air Minum yang Disalurkan oleh PDAM Menurut Jenis Pelanggan, 2021**
Number of Customer and Quantity of Distributed Sanitary Water by PDAM Purbalingga, 2021

| Jenis Pelanggan <i>Type of Customer</i> | Jumlah Pelanggan <i>Number of Customers</i> | Air Minum yang disalurkan <i>Distributed Sanitary Water</i> | |
|--|--|--|---------------------------------|
| | | Jumlah (m ³) <i>Total (m³)</i> | Prosentase <i>Percentage</i> |
| (1) | (2) | (3) | (4) |
| Rumah Tempat Tinggal/ <i>Dwelling House</i> | 53 814 | 11 762 825 | 89,83 |
| Hotel/Obyek Wisata/Niaga Besar/Niaga Kecil/Hotel/ <i>Tourist Attraction/Large Commercial/Small Commercial</i> | 714 | 237 348 | 1,81 |
| Badan Sosial, Rumah Sakit dan Tempat Peribadatan/ <i>Social Agency, Hospital and Places of Worship</i> | 755 | 176 287 | 1,35 |
| Sarana Umum/ <i>Public Facilities</i> | 21 | 31 177 | 0,24 |
| Toko, Industri (Industri Besar/Industri Kecil) dan Perusahaan/ <i>Store, Industry (Large and Small Industry) and Company</i> | 109 | 279 743 | 2,14 |
| Instansi Pemerintah/ <i>Government Institutions:</i> | | | |
| - Pemerintah Daerah/ <i>Regional Government</i> | 518 | 393 258 | 3,00 |
| - TNI/Polri/ <i>Indonesian National Army Indonesian National Police</i> | 609 | 214 114 | 1,64 |
| Purbalingga | 56 540 | 13 094 752 | 100,00 |

Sumber/Source: PDAM Kabupaten Purbalingga/ PDAM Purbalingga Regency

Tabel
Table 6.3**Jumlah Air Minum yang telah Disalurkan ke Pelanggan oleh PDAM Purbalingga Menurut Bulan, 2021**
Quantity of Sanitary Water Distributed to Customers by PDAM Purbalingga by Month, 2021

| Bulan Month | Air Minum yang Disalurkan (m³) Distributed Sanitary Water (m³) | Persentase (%) Percentage (%) |
|------------------------------|---|--|
| (1) | (2) | (3) |
| Januari/ January | 1 155 588 | 8,82 |
| Pebruari/ February | 1 030 484 | 7,87 |
| Maret/ March | 937 631 | 7,16 |
| April/ April | 1 184 479 | 9,05 |
| Mei/ May | 1 113 295 | 8,50 |
| Juni/ June | 1 085 825 | 8,29 |
| Juli/ July | 1 145 087 | 8,74 |
| Agustus/ August | 1 069 770 | 8,17 |
| September/ September | 1 074 934 | 8,21 |
| Oktober/ October | 1 112 030 | 8,49 |
| Nopember/ November | 1 102 244 | 8,42 |
| Desember/ December | 1 083 385 | 8,27 |
| Purbalingga | 13 094 752 | 100,00 |

Sumber/Source: PDAM Kabupaten Purbalingga/ PDAM Purbalingga Regency

Tabel
Table 6.4

Jumlah Pelanggan, Daya Tersambung dan KWH Terjual Menurut Golongan Tarif Pada PT. PLN (Persero) Ranting Purbalingga, 2021
Number of Customer, Electricity Power and Selling of Electricity by PT. PLN (Persero) Ranting Purbalingga, 2021

| Golongan Tarif Grouping Cost | Pelanggan Customer | Daya Tersambung Electricity Power | Pemakaian KWH KWH Usage |
|---------------------------------|-----------------------|--------------------------------------|----------------------------|
| (1) | (2) | (3) | (4) |
| S.1/220 VA | | | |
| S2 450- <200 KVA | 7 832 | 12 519 600 | 1 217 466 |
| S.3/200 KVA | 5 | 3 215 000 | 305 312 |
| Jumlah Tarif S | 7 837 | 15 734 600 | 1 522 778 |
| R1 450-R1 2200 | 247 201 | 177 242 600 | 22 193 491 |
| R.2/3.500 VA s/d 5.500 | 845 | 3 520 700 | 294 939 |
| R.3/6.600 VA keatas I | 111 | 1 074 300 | 126 166 |
| Jumlah Tarif R | 248 157 | 181 837 600 | 22 614 596 |
| B.1/450 VA s/d 5.500 | 8 232 | 14 353 850 | 1 461 402 |
| B.2/6.600 VA s/d 200 K | 1 048 | 16 672 100 | 2 131 459 |
| B.3/ > 200 KVA | 1 | 690 000 | 72 856 |
| Jumlah Tarif B | 9 281 | 31 715 950 | 3 665 717 |
| I.1/450 s/d 14 KVA | 72 | 415 750 | 39 491 |
| I.2/ > 14 kVA s/d 200 KV | 134 | 11 998 000 | 1 479 540 |
| I.3/ > 200 KVA | 40 | 23 990 000 | 3 552 385 |
| I.4/ 30.000 KVA Keatas | - | - | - |
| Jumlah Tarif I | 246 | 36 403 750 | 5 071 416 |
| P.1/ 450 VA s/d 200 K | 705 | 3 234 350 | 384 477 |
| P.2/ > 200 KVA | - | - | - |
| P-3 | 1 205 | 3 242 816 | 613 305 |
| Jumlah Tarif P | 1 910 | 6 477 166 | 997 782 |
| T/>200 KVA | | | |
| C/TM>200 KVA | | | |
| L | 7 | 38 500 | 4 420 |
| Purbalingga | 267 438 | 272 207 566 | 33 876 709 |

Catatan/ Note: -S = Sosial/ Social -R = Rumah Tinggal/ Residential House -B = Usaha/Bisnis/ Business
 -P = Perkantoran/ Offices -I = Industri/ Industry -L = Khusus/ Special

Sumber/Source: PT. PLN (Persero) Ranting Purbalingga/ PT. PLN (Persero) Purbalingga Branch

Tabel
Table 6.5**Jumlah Pelanggan, KWH Terjual Pada PT. PLN (Persero)
Ranting Purbalingga Menurut Bulan, 2021**
**Number of Customer and Selling of Electricity by PT. PLN
(Persero) Ranting Purbalingga by Month, 2021**

| Bulan Month | Pelanggan Customer | KWH Terjual KWH Sold | Nilai KWH Terjual (ribu rupiah) Value KWH Sold (thousand rupiah) |
|----------------------|-----------------------|-------------------------|---|
| (1) | (2) | (3) | (4) |
| Januari/ January | 258 634 | 39 328 868 | 26 249 063 |
| Pebruari/ February | 258 949 | 30 222 114 | 21 153 272 |
| Maret/ March | 260 049 | 33 484 733 | 25 512 183 |
| April/ April | 260 819 | 30 361 293 | 26 169 110 |
| Mei/ May | 261 442 | 32 054 565 | 26 685 605 |
| Juni/ June | 262 258 | 31 918 106 | 26 857 970 |
| Juli/ July | 262 922 | 31 521 734 | 26 190 430 |
| Agustus/ August | 263 818 | 32 513 102 | 26 597 479 |
| September/ September | 264 663 | 32 439 534 | 26 810 335 |
| Oktober/ October | 265 485 | 33 359 364 | 26 931 096 |
| Nopember/ November | 266 595 | 33 962 225 | 27 217 686 |
| Desember/ December | 267 438 | 33 876 732 | 29 620 178 |
| Purbalingga | 267 438 | 395 042 370 | 315 994 407 |

Sumber/Source: PT. PLN (Persero) Ranting Purbalingga/ PT. PLN (Persero) Purbalingga Branch

Tabel
Table 6.6**Jumlah Perusahaan Industri Besar, Sedang dan Tenaga Kerja Menurut Kecamatan di Kabupaten Purbalingga, 2021**
Number of Establishment (Large and Medium Industry) and Employee and Subdistrict in Purbalingga Regency, 2021

| Kecamatan Subdistrict | Industri Besar Large Industry | | Industri Sedang Medium Industry | |
|--------------------------|----------------------------------|--------------------------|------------------------------------|--------------------------|
| | Perusahaan Establishment | Tenaga Kerja Employee | Perusahaan Establishment | Tenaga Kerja Employee |
| (1) | (2) | (3) | (4) | (5) |
| Kemangkon | 4 | 1 616 | 6 | 201 |
| Bukateja | 1 | 679 | 6 | 231 |
| Kejobong | - | - | 3 | 87 |
| Pengadegan | 1 | 101 | 8 | 295 |
| Kaligondang | 2 | 939 | 8 | 293 |
| Purbalingga | 8 | 15 184 | 6 | 231 |
| Kalimanah | 13 | 9 700 | 5 | 159 |
| Padamara | 7 | 5 838 | 6 | 353 |
| Kutasari | - | - | 9 | 383 |
| Bojongsari | 4 | 757 | 2 | 81 |
| Mrebet | - | - | 3 | 92 |
| Bobotsari | 2 | 1 531 | 2 | 95 |
| Karangreja | - | - | 3 | 159 |
| Karangjambu | 1 | 109 | 1 | 39 |
| Karanganyar | - | - | 1 | 40 |
| Kertanegara | - | - | 3 | 71 |
| Karangmoncol | - | - | 2 | 50 |
| Rembang | - | - | 2 | 108 |
| Purbalingga | 43 | 36 454 | 76 | 2 968 |

Lanjutan Tabel/*Continued Table 6.6*

| Kecamatan <i>Subdistrict</i> | Jumlah <i>Total</i> | |
|---------------------------------|------------------------------------|---------------------------------|
| | Perusahaan <i>Establishment</i> | Tenaga Kerja <i>Employee</i> |
| (1) | (6) | (7) |
| Kemangkon | 10 | 1 817 |
| Bukateja | 7 | 910 |
| Kejobong | 3 | 87 |
| Pengadegan | 9 | 396 |
| Kaligondang | 10 | 1 232 |
| Purbalingga | 14 | 15 415 |
| Kalimanah | 18 | 9 859 |
| Padamara | 13 | 6 191 |
| Kutasari | 9 | 383 |
| Bojongsari | 6 | 838 |
| Mrebet | 3 | 92 |
| Bobotsari | 4 | 1 626 |
| Karangreja | 3 | 159 |
| Karangjambu | 2 | 148 |
| Karanganyar | 1 | 40 |
| Kertanegara | 3 | 71 |
| Karangmoncol | 2 | 50 |
| Rembang | 2 | 108 |
| Purbalingga | 119 | 39 422 |

Sumber/*Source*: Pendataan Updating Pendataan UMB/ *Updating Report Data Collection of UMB*

Tabel 6.7
Table

Jumlah Usaha Menengah, Kecil, dan Mikro (UMKM) Menurut Kecamatan di Kabupaten Purbalingga, 2021
Number of Establishment (Medium, Small and Micro Industry) by Subdistrict in Purbalingga Regency, 2021

| Kecamatan Subdistrict | 2020 | 2021 |
|----------------------------------|---------------|---------------|
| (1) | (2) | (3) |
| Kemangkon | 3 402 | 3 701 |
| Bukateja | 7 521 | 7 558 |
| Kejobong | 4 350 | 4 350 |
| Pengadegan | 2 405 | 2 405 |
| Kaligondang | 6 640 | 6 640 |
| Purbalingga | 9 454 | 9 555 |
| Kalimanah | 7 023 | 7 023 |
| Padamara | 4 066 | 4 066 |
| Kutasari | 7 402 | 7 402 |
| Bojongsari | 6 710 | 6 799 |
| Mrebet | 8 034 | 8 034 |
| Bobotsari | 6 302 | 6 302 |
| Karangreja | 4 681 | 4 681 |
| Karangjambu | 1 523 | 1 754 |
| Karanganyar | 3 683 | 3 683 |
| Kertanegara | 3 570 | 3 570 |
| Karangmoncol | 3 512 | 3 512 |
| Rembang | 6 502 | 6 502 |
| Purbalingga | 96 780 | 97 537 |

Sumber/Source: Dinas Koperasi dan UMK Kabupaten Purbalingga/
Office of Cooperatives and Micro-Small Industries Purbalingga Regency

07

BAB/ CHAPTER

PARIWISATA TOURISM



Jumlah Wisatawan
di Kabupaten Purbalingga
tahun 2021 adalah **1.068.495**

Number of Tourists in Purbalingga Regency
in 2021 is 1,068,495 people

TURUN 23,01%
Decrease **319.367 orang**

dibanding tahun 2020 / compared to 2020

Sumber/Source: Dinas Pemuda, Olahraga & Pariwisata Kabupaten Purbalingga
Purbalingga Regency Office of Youth, Sports & Tourism

Tingkat Penghunian
Kamar Hotel
di Kabupaten Purbalingga
tahun 2021

Hotel Room Occupancy Rate
in Purbalingga Regency
in 2021



21,17 %

Sumber/ Source: Badan Pusat Statistik melalui Survei Perusahaan/Usaha Jasa Akomodasi
BPS-Statistics Indonesia by Accommodation Services Establishment Survey

PENJELASAN TEKNIS

1. Wisatawan mancanegara (wisman) ialah setiap pengunjung yang mengunjungi suatu negara di luar tempat tinggalnya, didorong oleh satu atau beberapa keperluan tanpa bermaksud memperoleh penghasilan di tempat yang dikunjungi dan lamanya kunjungan tersebut tidak lebih dari satu tahun (12 bulan).

TECHNICAL NOTES

1. *An International Visitor is any person visiting a country other than his usual place of residence for any reason other than for earning income in the country visited, and the length of stay is no more than one year (12 months).*

<https://purbalinggakab.bps.go.id>

ULASAN

Pembangunan kepariwisataan diarahkan pada peningkatan pariwisata untuk menjadi sektor andalan yang mampu menggalakkan kegiatan ekonomi. Keberhasilan dalam bidang pariwisata dicerminkan dengan semakin meningkatnya jumlah pengunjung obyek wisata.

Pada tahun 2021 jumlah pengunjung menurun akibat adanya pandemi yang masih belum reda. Tercatat jumlah pengunjung di seluruh objek wisata sebanyak 1.068.495 orang dan memberikan pemasukan sebesar 11.179.948.019 rupiah.

Kabupaten Purbalingga memiliki 75 buah rumah makan/restoran. Terdapatnya rumah makan/restoran menjadi salah satu sarana penunjang sektor pariwisata. Diharapkan kedepan sarana ini dapat ditingkatkan lagi baik dari segi kualitas maupun kuantitas.

DESCRIPTION

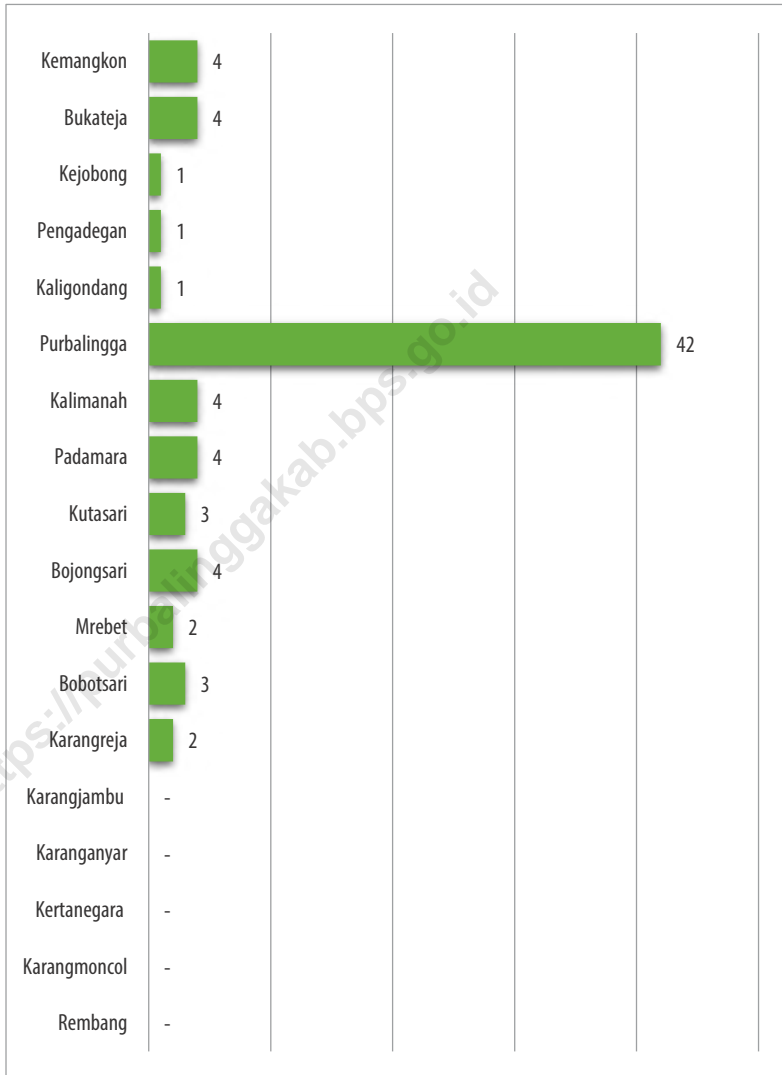
Development of tourism directed to improving tourism become leading sectors were able to promote economic activity. Success in tourism reflected the increasing number of visitor attractions.

However, in 2021 the number of visitors decreased due to the pandemic is not over yet, Recorded the number of visitors in all tourist attractions as many as 1,068,495 people and providing income of 11,179,948,019 rupiahs.

Purbalingga Regency has 75 restaurant. This accomodation is one of supporting facilities for tourism sector. Hopefullness, future this facility can be improved both quality and quantity.

Gambar 7.1
Figures

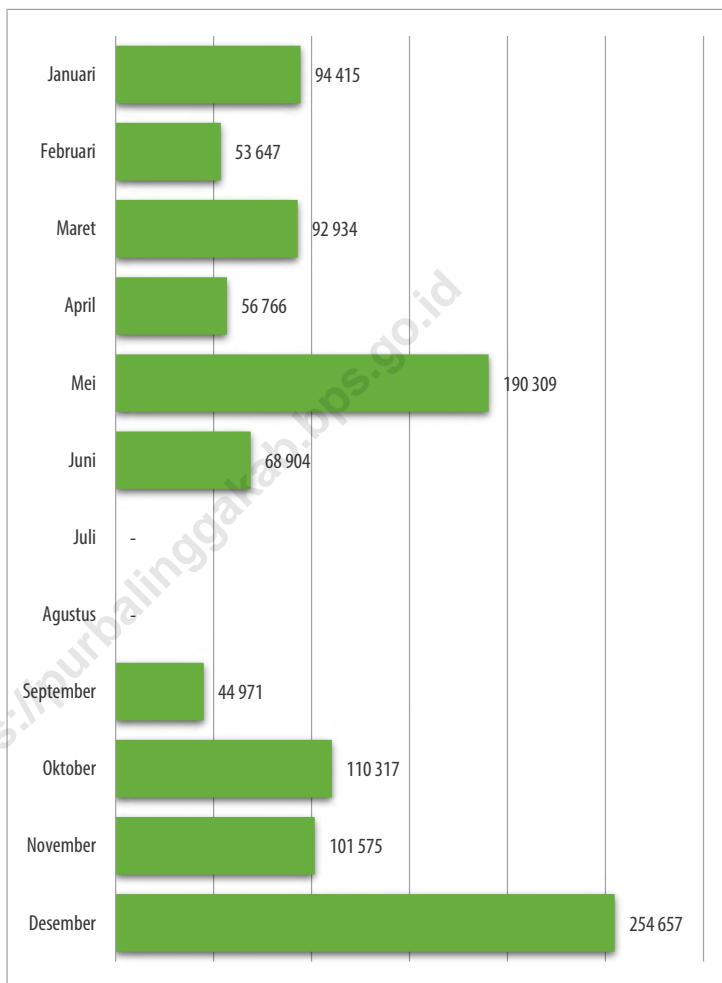
Jumlah Rumah Makan/Restoran Menurut Kecamatan di Kabupaten Purbalingga, 2021
Number of Restaurants by Sub District in Purbalingga Regency, 2021



Sumber/Source : Dinas Pemuda, Olahraga & Pariwisata Kabupaten Purbalingga/
Purbalingga Regency Office of Youth, Sports & Tourism

Gambar 7.2
Figures

Jumlah Wisatawan Domestik dari Obyek Wisata Menurut Bulan di Kabupaten Purbalingga, 2021
Number of Domestic Visitors from Tourist Attraction by Month in Purbalingga Regency, 2021



Sumber/Source : Dinas Pemuda, Olahraga & Pariwisata Kabupaten Purbalingga/
Purbalingga Regency Office of Youth, Sports & Tourism

Tabel
Table 7.1**Jumlah Rumah Makan/Restoran Menurut Kecamatan di
Kabupaten Purbalingga, 2018–2021**
**Number of Restaurants by Subdistrict in Purbalingga
Regency, 2018–2021**

| Kecamatan Subdistrict | 2018 | 2019 | 2020 | 2021 |
|--------------------------|-----------|-----------|-----------|-----------|
| (1) | (2) | (3) | (4) | (5) |
| Kemangkon | 2 | 3 | 4 | 4 |
| Bukateja | 2 | 2 | 4 | 4 |
| Kejobong | - | 1 | 1 | 1 |
| Pengadegan | - | - | 1 | 1 |
| Kaligondang | 1 | 1 | 1 | 1 |
| Purbalingga | 19 | 40 | 42 | 42 |
| Kalimanah | 4 | 4 | 4 | 4 |
| Padamara | 3 | 4 | 4 | 4 |
| Kutasari | - | 3 | 3 | 3 |
| Bojongsari | 4 | 4 | 4 | 4 |
| Mrebet | 2 | 2 | 2 | 2 |
| Bobotsari | 3 | 3 | 3 | 3 |
| Karangreja | - | 2 | 2 | 2 |
| Karangjambu | - | - | - | - |
| Karanganyar | - | - | - | - |
| Kertanegara | - | - | - | - |
| Karangmoncol | - | - | - | - |
| Rembang | - | - | - | - |
| Purbalingga | 40 | 69 | 75 | 75 |

Sumber/Source: Dinas Pemuda, Olahraga & Pariwisata Kabupaten Purbalingga/ Purbalingga Regency Office of Youth, Sports & Tourism

Tabel
Table 7.2**Jumlah Wisatawan dan Pendapatan dari Obyek Wisata
Menurut Bulan di Kabupaten Purbalingga, 2021**
**Number of Visitors and Revenue from Tourist Attraction by
Month in Purbalingga Regency, 2021**

| Bulan Month | Wisatawan Visitor | | Pendapatan (rupiah) Revenue (rupiah) |
|----------------------|------------------------------|----------------------|---|
| | Mancanegara Internasional | Domestik Domestic | |
| (1) | (2) | (3) | (4) |
| Januari/ January | - | 94 415 | 1 175 734 194 |
| Pebruari/ February | - | 53 647 | 441 189 383 |
| Maret/ March | - | 92 934 | 1 081 463 354 |
| April/ April | - | 56 766 | 716 878 479 |
| Mei/ May | - | 190 309 | 2 432 778 020 |
| Juni/ June | - | 68 904 | 1 095 479 586 |
| Juli/ July | - | - | - |
| Agustus/ August | - | - | - |
| September/ September | - | 44 971 | 270 332 700 |
| Oktober/ October | - | 110 317 | 819 152 700 |
| Nopember/ November | - | 101 575 | 728 663 002 |
| Desember/ December | - | 254 657 | 2 418 276 601 |
| Purbalingga | - | 1 068 495 | 11 179 948 019 |

Sumber/Source: Dinas Pemuda, Olahraga & Pariwisata Kabupaten Purbalingga/ Purbalingga Regency Office of Youth, Sports & Tourism

Tabel
Table 7.3

Rata-rata Lama Menginap Tamu Asing dan Tamu Domestik Menurut Bulan di Kabupaten Purbalingga (hari), 2021
Average Length of Stay of Foreign and Domestic Visitors by Month in Purbalingga Regency (day), 2021

| Bulan Month | Tamu Asing Foreign Visitor | Tamu Indonesia Indonesian Visitor | Tamu Asing + Indonesia Foreign + Indonesian Visitor |
|----------------------|-------------------------------|--------------------------------------|---|
| (1) | (2) | (3) | (4) |
| Januari/ January | - | 1,24 | 1,24 |
| Pebruari/ February | - | 1,28 | 1,28 |
| Maret/ March | - | 1,30 | 1,30 |
| April/ April | - | 1,38 | 1,38 |
| Mei/ May | - | 1,21 | 1,21 |
| Juni/ June | - | 1,36 | 1,36 |
| Juli/ July | - | 1,22 | 1,22 |
| Agustus/ August | - | 1,09 | 1,09 |
| September/ September | - | 1,18 | 1,18 |
| Oktober/ October | - | 1,14 | 1,14 |
| Nopember/ November | - | 1,47 | 1,47 |
| Desember/ December | - | 1,30 | 1,30 |
| Purbalingga | - | 1,28 | 1,28 |

Sumber/Source: BPS, Survei Perusahaan/Usaha Jasa Akomodasi/
BPS-Statistics Indonesia, Accommodation Services Establishment Survey

Tabel
Table 7.4

Tingkat Penghunian Kamar, Tempat Tidur dan Ganda Kamar Hotel dan Akomodasi Lainnya Menurut Jenis Hotel dan Bulan di Kabupaten Purbalingga, 2021
Room, Bed and Guest Occupancy Rate of Hotels and Other Accommodations by Type of Accomodation and Month in Purbalingga Regency, 2021

| Bulan Month | Kamar (persen) Room (percent) | Tempat Tidur (persen) Bed (percent) | Ganda Kamar (persen) Guest per Room |
|----------------------|----------------------------------|--|--|
| (1) | (2) | (3) | (4) |
| Januari/ January | 19,79 | 19,21 | 1,76 |
| Pebruari/ February | 18,30 | 19,33 | 1,93 |
| Maret/ March | 23,33 | 26,84 | 2,11 |
| April/ April | 17,59 | 18,76 | 1,95 |
| Mei/ May | 17,54 | 19,52 | 2,02 |
| Juni/ June | 26,63 | 30,67 | 1,99 |
| Juli/ July | 11,59 | 12,40 | 1,95 |
| Agustus/ August | 11,26 | 12,21 | 1,97 |
| September/ September | 17,48 | 19,15 | 1,98 |
| Oktober/ October | 25,90 | 27,02 | 1,89 |
| Nopember/ November | 34,65 | 38,73 | 2,00 |
| Desember/ December | 31,83 | 34,94 | 1,97 |
| Purbalingga | 21,17 | 23,00 | 1,99 |

Sumber/Source: BPS, Survei Perusahaan/Usaha Jasa Akomodasi/
 BPS-Statistics Indonesia, Accommodation Services Establishment Survey

08

BAB/ CHAPTER

TRANSPORTASI DAN KOMUNIKASI

TRANSPORTATION AND COMMUNICATION



KIRIMAN DALAM NEGERI

Domestic Shipment

62.123

Transaksi/Transaction

Bisnis online semakin bertumbuh, pengiriman menggunakan kantor pos semakin meningkat dari tahun ke tahun.

Online business is growing, shipments using post offices are increasing year by year.



KIRIMAN LUAR NEGERI

Overseas Shipment

260

Transaksi/Transaction

Sumber/ Source: PT. Pos Indonesia (Persero) Cabang Purbalingga, data tahun 2021
PT. Pos Indonesia Purbalingga Branch, data of 2021

PENJELASAN TEKNIS

1. Kendaraan bermotor adalah setiap kendaraan yang digerakkan oleh peralatan teknik yang ada pada kendaraan tersebut, biasanya digunakan untuk angkutan orang atau barang di atas jalan raya selain kendaraan yang berjalan di atas rel. Kendaraan bermotor yang dicatat adalah semua jenis kendaraan kecuali kendaraan bermotor TNI/Polri dan Korps Diplomatik.
2. Mobil penumpang adalah setiap kendaraan bermotor yang dilengkapi dengan tempat duduk untuk sebanyak-banyaknya delapan orang, tidak termasuk tempat duduk untuk pengemudi, baik dilengkapi atau tidak dilengkapi bagasi.
3. Mobil bis adalah setiap kendaraan bermotor yang dilengkapi dengan tempat duduk untuk lebih dari delapan orang, tidak termasuk tempat duduk untuk pengemudi, baik dilengkapi atau tidak dilengkapi bagasi.
4. Mobil truk adalah setiap kendaraan bermotor yang digunakan untuk angkutan barang, selain mobil penumpang, mobil bis dan kendaraan bermotor roda dua.
5. Kantor Pos adalah tempat pemberi pelayanan komunikasi tertulis dan atau surat elektronik, layanan paket, layanan logistik, layanan transaksi keuangan, dan

TECHNICAL NOTES

1. *Motor vehicles are any kind of vehicles motorized by machine set up in those vehicles, they are usually used for transporting peoples or goods on roads except vehicles moving along a railway line. The data cover all kinds of motor vehicles except those belong to Indonesia Army Force Indonesian State Police and Diplomatic Corps.*
2. *Passenger cars are any motor vehicles with no more than eight seats, excluding seat for driver, it can be with or without hoot.*
3. *Buses are large passenger cars having seats for more than eight passengers, excluding seat for driver, it can be with or without hoot.*
4. *Trucks are any motor vehicles used to transport goods excluding passenger cars, buses, and motorcycles.*
5. *Post Office is a service provider facility of written communication and or electronic mail, parcel service, logistics services, financial transaction services, and postal services to the public. Postal house has the same function as the post office and subsidiary of post office, the difference is that postal house is usually located in remote areas.*

layanan keagenan pos untuk kepentingan umum. Rumah pos berfungsi sama seperti kantor pos dan kantor pos pembantu, bedanya rumah pos biasanya terletak di daerah terpencil.

<https://purbalinggakab.bps.go.id>

ULASAN**DESCRIPTION****A. PANJANG JALAN**

Jalan merupakan prasarana darat yang sangat penting untuk memperlancar kegiatan perekonomian. Dengan makin meningkatnya jumlah kendaraan maka memerlukan peningkatan pembangunan infrastruktur jalan untuk memudahkan mobilitas penduduk dan memperlancar distribusi barang dari suatu daerah ke daerah lainnya.

Panjang jalan Kabupaten di Kabupaten Purbalingga mencapai 888,087 km. Pada tahun 2021 jalan beraspal sepanjang 837,498 km, sisanya merupakan jalan kerikil dan jalan tanah sepanjang 50,589 km.

Jalan Kabupaten tersebut sekitar 70 persen dalam kondisi baik, 18 persen dalam kondisi rusak sedang, 5 persen dalam kondisi rusak dan 6 persen dalam kondisi rusak berat.

B. ANGKUTAN DARAT

Untuk memenuhi kebutuhan transportasi darat diperlukan berbagai sarana angkutan terutama adalah kendaraan bermotor.

Tahun 2020 jumlah kendaraan bermotor yang wajib uji berdasarkan ketentuan wajib bayar retribusi sejumlah 6.671 kendaraan. Terdiri dari 759 mobil bus, 5.900 mobil barang, 3 kendaraan khusus dan 9 sedan.

Namun di tahun 2021 menjadi 816 mobil bus, 6160 mobil barang, dan 49 sedan.

A. LENGTH OF ROAD

Roads are very important terrestrial infrastructure to facilitate economic activities. Increasing number of vehicles require increase of road infrastructure development to facilitate mobility of the population and improve distribution of goods from one region to another.

Purbalingga Regency length of road reached 888,087 km, consists of pavement road along 837,498 km, the rest soil road along 50,589 km.

District road around 70 percent in good condition, 18 percent in moderate condition, 5 percent in damaged condition and 6 percent in heavy damaged.

B. LAND TRANSPORT

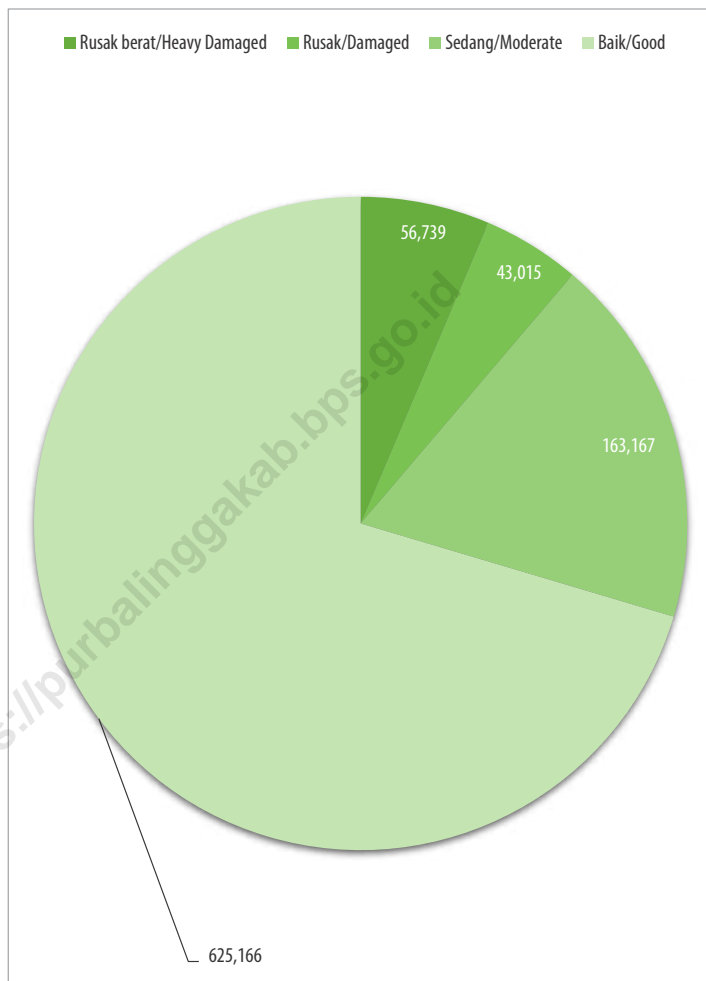
To fulfill the need of land transport required various means of transport, especially motor vehicles.

In 2020, number of vehicles required to mandatory testing based on levy obligation to pay as many as 6.671 vehicles. Consists of 759 buses, 5.900 goods cars, 3 special vehicles and 9 sedans.

However, in 2021 there will be 816 buses, 6.160 goods cars, and 49 sedans.

Gambar 8.1
Figures

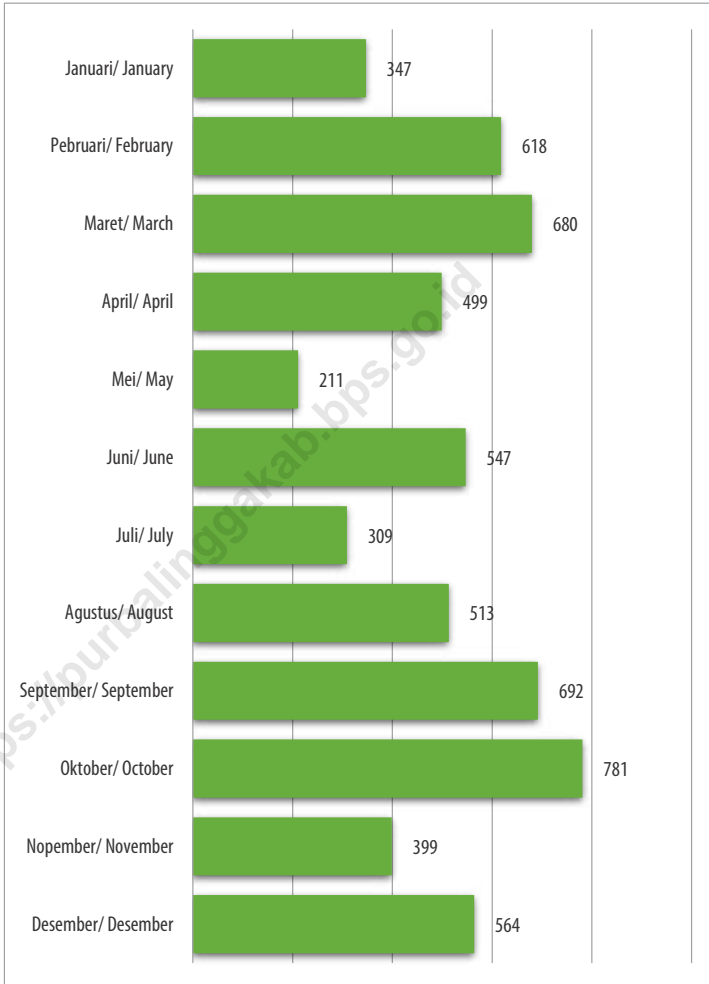
Panjang Jalan Kabupaten Menurut Kondisi Jalan di Kabupaten Purbalingga (km), 2021
Length of Regency Roads by Road Condition in Purbalingga Regency (km), 2021



Sumber/Source : Dinas Pekerjaan Umum dan Penataan Ruang Kabupaten Purbalingga
Purbalingga Regency Office of Public Work and Spatial Planning

Gambar 8.2
Figures

**Jumlah Kendaraan Bermotor Wajib Uji Berjenis Mobil
Barang di Kabupaten Purbalingga, 2021**
**Number of Motor Vehicles Mandatory Testing of Freight
Cars in Purbalingga Regency, 2021**



Sumber/Source : Dinas Perhubungan Kabupaten Purbalingga/ Office of Transportation Purbalingga Regency

8.1 TRANSPORTASI TRANSPORTATION

Tabel 8.1.1 **Panjang Jalan Menurut Kecamatan dan Tingkat Kewenangan Pemerintahan (km), 2021**
Length of Roads by Subdistrict and Level of Government Authority (km), 2021

| Kecamatan Subdistrict | Negara State | Provinsi Province | Kabupaten Regency | Jumlah Total |
|--------------------------|-----------------|----------------------|----------------------|-----------------|
| (1) | (2) | (3) | (4) | (5) |
| Kemangkong | ... | ... | 59,93 | 59,93 |
| Bukateja | ... | ... | 61,05 | 61,05 |
| Kejobong | ... | ... | 61,77 | 61,77 |
| Pengadegan | ... | ... | 43,29 | 43,29 |
| Kaligondang | ... | ... | 68,43 | 68,43 |
| Purbalingga | ... | ... | 64,56 | 64,56 |
| Kalimanah | ... | ... | 35,49 | 35,49 |
| Padamara | ... | ... | 33,74 | 33,74 |
| Kutasari | ... | ... | 44,45 | 44,45 |
| Bojongsari | ... | ... | 45,00 | 45,00 |
| Mrebet | ... | ... | 64,34 | 64,34 |
| Bobotsari | ... | ... | 26,09 | 26,09 |
| Karangreja | ... | ... | 44,02 | 44,02 |
| Karangjambu | ... | ... | 35,51 | 35,51 |
| Karanganyar | ... | ... | 37,10 | 37,10 |
| Kertanegara | ... | ... | 20,79 | 20,79 |
| Karangmoncol | ... | ... | 70,89 | 70,89 |
| Rembang | ... | ... | 71,65 | 71,65 |
| Purbalingga | ... | 34,25 | 888,09 | 922,34 |

Sumber/Source: Dinas Pekerjaan Umum dan Penataan Ruang Kabupaten Purbalingga/
Purbalingga Regency Office of Public Work and Spatial Planning

Tabel
Table 8.1.2

**Panjang Jalan Menurut Jenis Permukaan Jalan di
Kabupaten Purbalingga (km), 2019–2021**
*Length of Roads by Type of Road Surface in Purbalingga
Regency (km), 2019–2021*

| Jenis Permukaan Jalan <i>Type of Road Surface</i> | 2019 | 2020 | 2021 |
|---|----------------|----------------|----------------|
| (1) | (2) | (3) | (4) |
| Aspal/Paved | 869,027 | 780,793 | 837,498 |
| Kerikil/Gravel | 16,857 | 107,294 | 49,589 |
| Tanah/Soil | 2,203 | - | 1,000 |
| Lainnya/Others | - | - | - |
| Jumlah/Total | 888,087 | 888,087 | 888,087 |

Sumber/Source: Dinas Pekerjaan Umum dan Penataan Ruang Kabupaten Purbalingga/
Purbalingga Regency Office of Public Work and Spatial Planning

Tabel
Table 8.1.3**Panjang Jalan Menurut Kondisi Jalan di Kabupaten Purbalingga (km), 2019–2021**
Length of Roads by Condition of Roads in Purbalingga Regency (km), 2019–2021

| Kondisi Jalan Condition of Roads | 2019 | 2020 | 2021 |
|---|-------------|-------------|-------------|
| (1) | (2) | (3) | (4) |
| Rusak Berat/ <i>Severely Damage</i> | 80,660 | 107,294 | 56,739 |
| Rusak/ <i>Damage</i> | 28,750 | 83,673 | 43,015 |
| Sedang/ <i>Moderate</i> | 100,590 | 103,243 | 163,167 |
| Baik/ <i>Good</i> | 678,090 | 593,877 | 625,166 |

Sumber/*Source*: Dinas Pekerjaan Umum dan Penataan Ruang Kabupaten Purbalingga/
Purbalingga Regency Office of Public Work and Spatial Planning

Tabel
Table 8.1.4

**Jumlah Kendaraan Bermotor Wajib Uji Berdasarkan
Ketentuan Wajib Bayar Uji Kendaraan di Kabupaten
Purbalingga, 2021**
*Number of Motor Vehicles Mandatory Testing Based from
Retribution Payer Test Conditions in Purbalingga Regency,
2021*

| Bulan Month | Mobil Bus Buses | Mobil Penumpang Umum Public Passenger Cars | Mobil Barang Freight cars |
|----------------------|--------------------|---|------------------------------|
| (1) | (2) | (3) | (4) |
| Januari/ January | 119 | - | 347 |
| Pebruari/ February | 59 | - | 618 |
| Maret/ March | 81 | - | 680 |
| April/ April | 77 | - | 499 |
| Mei/ May | 22 | - | 211 |
| Juni/ June | 46 | - | 547 |
| Juli/ July | 84 | - | 309 |
| Agustus/ August | 51 | - | 513 |
| September/ September | 32 | - | 692 |
| Oktober/ October | 119 | - | 781 |
| Nopember/ November | 64 | - | 399 |
| Desember/ December | 62 | - | 564 |
| Purbalingga | 816 | - | 6 160 |

Lanjutan Tabel/Continued Table 8.1.4

| Bulan Month | Kendaraan Khusus Special Vehicles | Kereta Wagon | Sedan Saloon Car |
|----------------------|--------------------------------------|-----------------|---------------------|
| (1) | (5) | (6) | (7) |
| Januari/ January | - | - | - |
| Pebruari/ February | - | - | 1 |
| Maret/ March | - | - | - |
| April/ April | - | - | 1 |
| Mei/ May | - | - | 10 |
| Juni/ June | - | - | 15 |
| Juli/ July | - | - | 5 |
| Agustus/ August | - | - | 5 |
| September/ September | - | - | 2 |
| Oktober/ October | - | - | - |
| Nopember/ November | - | - | - |
| Desember/ December | - | - | 10 |
| Purbalingga | - | - | 49 |

Catatan/Note: Mobil bus termasuk didalamnya mobil penumpang umum/ Buses included public passenger cars
Kendaraan khusus termasuk didalamnya crane/ambulance/ Special Vehicles included crane/ambulance

Sumber/Source: Dinas Perhubungan Kabupaten Purbalingga/ Office of Transportation Purbalingga Regency

Tabel
Table 8.1.5

Jumlah Kendaraan Bermotor Wajib Uji Berdasarkan Jumlah Berat Bruto (JBB) dan Jenis Kendaraan di Kabupaten Purbalingga, 2021
Number of Motor Vehicles Mandatory Testing Based from Total Gross Weight and Type of Vehicle in Purbalingga Regency, 2021

| Jumlah Berat Bruto <i>Total Gross Weight</i> (kg) | Mobil Penumpang <i>Passenger Cars</i> | Mobil Bus <i>Buses</i> | Mobil Barang <i>Freight cars</i> | Taxi |
|---|--|---------------------------|-------------------------------------|-----------|
| (1) | (2) | (3) | (4) | (5) |
| 0-3500 | - | 529 | 4 411 | 49 |
| 3501-7500 | - | 215 | 1 327 | - |
| > 7500 | - | 72 | 1 | - |
| Kereta Gandeng/ <i>Trailers</i> | - | - | - | - |
| Kereta Tempel/ <i>Outboard Train</i> | - | - | - | - |
| Purbalingga | - | 816 | 5 739 | 49 |

Lanjutan Tabel/Continued Table 8.1.5

| Jumlah Berat Bruto Total Gross Weight (kg) | Kendaraan Khusus Special Vehicles | Kereta Gandeng Trailers | Kereta Tempel Outboard Train | Jumlah Total |
|---|--|--|---|-------------------------|
| (1) | (6) | (7) | (8) | (9) |
| 0-3500 | - | - | - | 4 989 |
| 3501-7500 | - | - | - | 1 542 |
| > 7500 | - | - | 9 | 82 |
| Kereta Gandeng/ Trailers | - | - | - | - |
| Kereta Tempel/ Outboard Train | - | - | - | - |
| Purbalingga | - | - | 9 | 6 613 |

Sumber/Source: Dinas Perhubungan Kabupaten Purbalingga/ Office of Transportation Purbalingga Regency

8.2 KOMUNIKASI COMMUNICATION

Tabel 8.2.1 Jumlah Kantor Pos Pembantu Menurut Kecamatan di Kabupaten Purbalingga, 2018–2021
Number of Post Offices Subsidiaries by Subdistrict in Purbalingga Regency, 2018–2021

| Kecamatan Subdistrict | 2018 | 2019 | 2020 | 2021 |
|--------------------------|-----------|-----------|-----------|-----------|
| (1) | (2) | (3) | (4) | (5) |
| Kemangkon | 1 | 1 | 1 | 1 |
| Bukateja | 1 | 1 | 1 | 1 |
| Kejobong | 1 | 1 | 1 | 1 |
| Pengadegan | 1 | 1 | 1 | 1 |
| Kaligondang | 1 | 1 | 1 | 1 |
| Purbalingga | 1 | 1 | 1 | 1 |
| Kalimanah | 1 | 1 | 1 | 1 |
| Padamara | 1 | 1 | 1 | 1 |
| Kutasari | 1 | 1 | 1 | 1 |
| Bojongsari | 1 | 1 | 1 | 1 |
| Mrebet | 1 | 1 | 1 | 1 |
| Bobotsari | 1 | 1 | 1 | 1 |
| Karangreja | 1 | 1 | 1 | 1 |
| Karangjambu | 1 | 1 | 1 | 1 |
| Karanganyar | 1 | 1 | 1 | 1 |
| Kertanegara | 1 | 1 | 1 | 1 |
| Karangmoncol | 1 | 1 | 1 | 1 |
| Rembang | 1 | 1 | 1 | 1 |
| Purbalingga | 18 | 18 | 18 | 18 |

Sumber/Source: PT. Pos Indonesia (Persero) Cabang Purbalingga/ PT. Pos Indonesia Purbalingga Branch

Tabel 8.2.2 Jumlah Transaksi Operasional PT. Pos Indonesia (Persero) Cabang Purbalingga Menurut Jenis Produk, 2021
Table *Number of Operational Transactions of PT. POS Indonesia Purbalingga Branch by Kind of Product, 2021*

| Jenis Produk <i>Kind of Product</i> | Jumlah Transaksi <i>Number of Transaction</i> |
|--|--|
| (1) | (2) |
| SURAT POS/ LETTER POST | |
| Kiriman Dalam Negeri/ Domestic Mail | |
| Biasa/ <i>Regular</i> | 24 702 |
| Kilat/ <i>Express</i> | - |
| Kilat Khusus/ <i>Special Express</i> | 18 572 |
| POS Express/ <i>POST Express</i> | 18 849 |
| Kiriman Luar Negeri/ Overseas Shipments | |
| Biasa/ <i>Regular</i> | 102 |
| Udara/ <i>Air</i> | 158 |
| PENJUALAN PERANGKO DAN METERAI/ SALES STAMP AND MATERAI | |
| Perangko (keping)/Stamp (Pieces) | 24 702 |
| Meterai (keping)/Meterai (Pieces) | 1 336 150 |
| PAKET POS/ POSTAL PACKAGE | |
| Dalam Negeri/Domestic | 193 507 |
| Luar Negeri/Abroad | 1 703 |
| WESEL POS (lembar)/ POSTAL MONEY ORDER (sheet) | |
| Kirim/ <i>Mail</i> | 6 659 |
| Bayar/ <i>Pay</i> | 17 260 |
| GIRO dan CEK POS (lembar)/ GIRO AND POSTAL CHECK (sheet) | |
| Setoran/ <i>Deposit</i> | - |
| Penarikan/ <i>Withdrawal</i> | - |

Lanjutan Tabel/*Continued Table* 8.2.2

| Jenis Produk <i>Kind of Product</i> | Jumlah Transaksi <i>Number of Transaction</i> |
|---|--|
| (1) | (2) |
| JPS/NON JPS/ Joint Planning Session/Non Joint Planning Session | 371 281 |
| BANK TABUNGAN/ SAVINGS BANK | |
| Penabungan/ <i>Savings</i> | 2 915 |
| Penarikan/ <i>Withdrawal</i> | 1 254 |
| Angsuran KPR/ <i>Installment</i> | - |
| PENYALURAN DANA/ CHANNELING OF FUNDS | |
| Pensiun Taspen/ <i>Taspen Retirement</i> | 25 763 |
| Pensiun Asabri/ <i>Asabri Retirement</i> | 2 385 |
| Setoran Giro Pos/ <i>Deposit Postal Giro</i> | 6 161 |
| Penarikan Giro Pos/ <i>Withdrawal Postal Giro</i> | 8 575 |
| PENERIMAAN SETORAN ONLINE/ PAYMENT POINT | |
| Setoran Listrik/ <i>Electrical Deposit</i> | 142 712 |
| Setoran Rekening PDAM/ <i>Deposit Account of Water</i> | 56 462 |
| Setoran Rekening TELKOM/ <i>Deposit Account of TELKOM</i> | 26 230 |
| Angsuran Pembiayaan/ <i>Funding Installment</i> | 35 882 |
| Setoran Premi Asuransi/ <i>Deposit Insurance Premiums</i> | 25 883 |
| Setoran Non Perbankan Lainnya/ <i>Other Non Banking Deposit</i> | 127 384 |

Sumber/*Source*: PT. Pos Indonesia (Persero) Cabang Purbalingga/ *PT. Pos Indonesia Purbalingga Branch*

Tabel 8.2.3 **Jumlah Menara Telekomunikasi Menurut Kecamatan di Kabupaten Purbalingga, 2019-2021**
Table **Number of Telecommunication Tower by Subdistrict in Purbalingga Regency, 2019-2021**

| Kecamatan Subdistrict | 2019 | 2020 | 2021 |
|--------------------------|------------|------------|------------|
| (1) | (3) | (4) | (4) |
| Kemangkon | 10 | 10 | 9 |
| Bukateja | 12 | 12 | 15 |
| Kejobong | 7 | 7 | 9 |
| Pengadegan | 8 | 8 | 9 |
| Kaligondang | 12 | 12 | 12 |
| Purbalingga | 19 | 19 | 18 |
| Kalimanah | 13 | 13 | 12 |
| Padamara | 8 | 8 | 9 |
| Kutasari | 8 | 8 | 9 |
| Bojongsari | 11 | 11 | 10 |
| Mrebet | 10 | 10 | 10 |
| Bobotsari | 9 | 9 | 7 |
| Karangreja | 8 | 8 | 7 |
| Karangjambu | 2 | 2 | 2 |
| Karanganyar | 7 | 7 | 8 |
| Kertanegara | 2 | 2 | 2 |
| Karangmoncol | 9 | 9 | 10 |
| Rembang | 9 | 9 | 9 |
| Purbalingga | 164 | 164 | 167 |

Sumber/Source: Dinas Komunikasi dan Informatika Kabupaten Purbalingga/
 Purbalingga Regency Department of Communications and Informatics

Tabel
Table 8.2.4

Statistik Telekomunikasi Kabupaten Purbalingga, 2017-2021
Statistics of Telecommunication in Purbalingga Regency, 2017-2021

| Uraian Description | 2017 | 2018 | 2019 | 2020 | 2021 |
|--|-------------|-------------|-------------|-------------|-------------|
| (1) | (2) | (3) | (4) | (5) | (6) |
| Jumlah pos kecamatan | 18 | 18 | 18 | 18 | 18 |
| Penyedia jaringan internet | 4 | 4 | 4 | 4 | 4 |
| Kapasitas telekomunikasi sentral | 16 000 | 16 000 | 16 000 | 16 000 | 16 000 |
| Kapasitas telekomunikasi terpasang | 16 000 | 16 000 | 16 000 | 16 000 | 16 000 |
| Kapasitas telekomunikasi terpakai | 15 963 | 15 965 | 15 965 | 15 965 | 15 965 |
| Jumlah pelanggan telekomunikasi | 15 963 | 15 965 | 15 965 | 15 965 | 15 965 |
| Jumlah wartel | - | - | - | - | - |
| Jumlah warnet | 80 | 56 | 56 | 56 | 56 |
| Jumlah rumah tangga berlangganan telepon | 8 400 | 8 000 | 8 000 | 8 000 | 8 000 |
| Jumlah surat kabar daerah lokal | 13 | 13 | 13 | 13 | 13 |
| Jumlah surat kabar nasional | 5 | 5 | 5 | 5 | 5 |
| Jumlah radio lokal | 9 | 5 | 5 | 5 | 7 |
| Jumlah radio nasional | 2 | 1 | 1 | 1 | 1 |
| Jumlah televisi lokal | 3 | 2 | 2 | 2 | 2 |
| Jumlah televisi nasional | 9 | 9 | 9 | 9 | 13 |

Sumber/Source: Dinas Komunikasi dan Informatika Kabupaten Purbalingga/
Purbalingga Regency Department of Communications and Informatics

09

BAB/ CHAPTER

PERBANKAN DAN KOPERASI

BANKING AND COOPERATIVE



Transaksi Gadai di Kabupaten Purbalingga, 2021

Pawn Transaction in Purbalingga Regency, 2021

PELUNASAN

Redemption

11,5

Milyar Rupiah

Billion Rupiah



PENYALURAN

KREDIT

Pawn Landing

20,1

Milyar Rupiah

Billion Rupiah

Transaksi Kredit terbesar terjadi di bulan Desember 2021,
yakni 2,3 Milyar Rupiah

*The largest credit transactions occurred in December 2021,
which is 2.3 billion Rupiah*

PENJELASAN TEKNIS

1. Pendapatan Asli Daerah, selanjutnya disebut PAD adalah Pendapatan Asli Daerah, adalah pendapatan yang diperoleh Daerah yang dipungut berdasarkan Peraturan Daerah sesuai dengan Peraturan Perundang - undangan (Definisi menurut Undang - Undang No.33 Tahun 2004 Tentang Perimbangan Keuangan Antara Pemerintah Pusat dan Pemerintah Daerah Pasal 1 angka 18).
2. Dana Alokasi Umum, selanjutnya disebut DAU adalah dana yang bersumber dari Pendapatan APBN yang dialokasikan dengan tujuan pemerataan kemampuan keuangan antar-Daerah untuk mendanai kebutuhan Daerah dalam rangka pelaksanaan Desentralisasi (Definisi menurut Undang - Undang No.33 Tahun 2004 Tentang Perimbangan Keuangan Antara Pemerintah Pusat dan Pemerintah Daerah Pasal 1 angka 21).
3. Dana Alokasi Khusus, selanjutnya disebut DAK adalah dana yang bersumber dari Pendapatan APBN yang dialokasikan kepada Daerah tertentu dengan tujuan untuk membantu mendanai kegiatan khusus yang merupakan urusan Daerah dan sesuai dengan prioritas nasional (Definisi menurut Undang - Undang No.33 Tahun 2004 Tentang Perimbangan

TECHNICAL NOTES

1. *Original Local Government Revenue referred to as PAD is revenue that withheld based on local regulations in accordance with the legislation, for the purposes of financing their activities. (Law No.33 year 2004 About Financial Balance Between Central Government and Local Government Article 1 Number 18).*
2. *General Allocation Fund, referred to as DAU, is fund sourced from APBN allocated for equitable inter-regional financial capacity. (Law No.33 year 2004 on Fiscal Balance between Central Government and Local Government Article 1 number 21).*
3. *Special Allocation Fund, referred to as DAK, is fund sourced from APBN revenue allocated to a particular Region for funding assisting specific activities regional affairs and accordance with national priorities (Law No.33 year 2004 on Financial Balance Between Central Government and Local Government Article 1 point 23).*
4. *Balanced Budget is the fund coming from the state budget that allocated to regions to fund their needs in the context of decentralization.*
5. *Other Legal Revenue is other income that coming from the central government and or from the central agencies, as well as from other local government.*

Keuangan Antara Pemerintah Pusat dan Pemerintah Daerah Pasal 1 angka 23).

4. Dana Perimbangan adalah dana yang bersumber dari pendapatan APBN yang dialokasikan kepada Daerah untuk mendanai kebutuhan daerah dalam rangka pelaksanaan desentralisasi.
5. Lain-lain Pendapatan yang Sah adalah pendapatan lainnya dari pemerintah pusat dan atau dari instansi pusat, serta dari daerah lainnya.

<https://purbalinggakab.bps.go.id>

ULASAN**DESCRIPTION****A. PEGADAIAN**

Keberhasilan lembaga keuangan Perum Pegadaian di Kabupaten Purbalingga, salah satunya dapat dilihat dari kepercayaan masyarakat dalam memanfaatkan kredit pada lembaga keuangan tersebut.

Selama tahun 2021 jumlah kredit yang disalurkan kepada masyarakat cenderung mengalami kenaikan, namun demikian pelunasan kredit mengalami penurunan.

B. PAWNSHOP

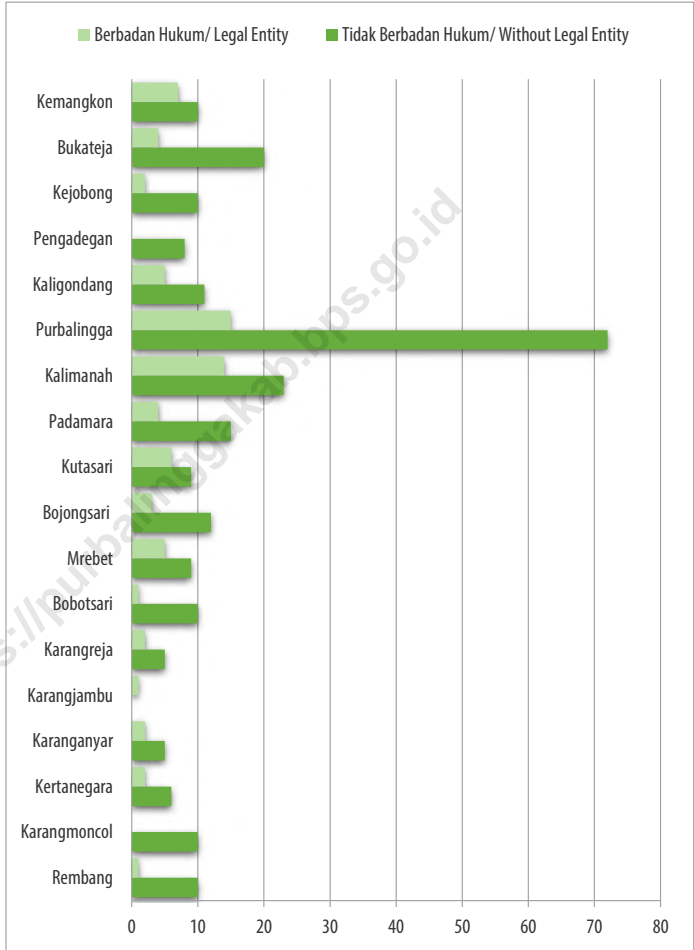
One of succes indicator of financial institutions Pawnshop in Purbalingga Regency, can be seen from the public trust of credit use in financial institution.

During 2021 amount of credit extended to public tends increasing. However, repayment of loans has decreased.

<https://purbalinggakab.bps.go.id>

Gambar 9.1
Figures

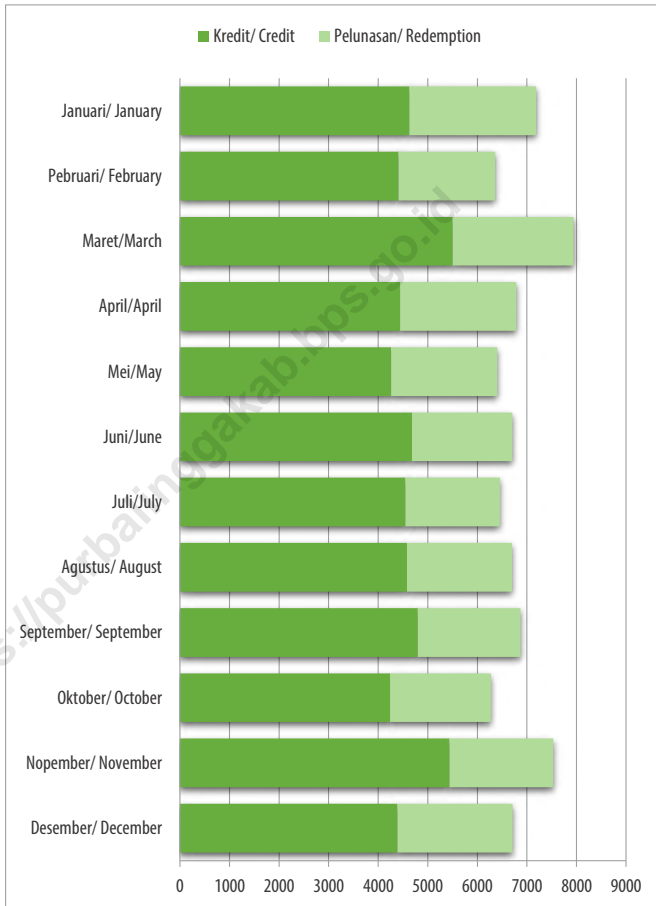
Jumlah Koperasi Menurut Badan Hukum dan Kecamatan di Kabupaten Purbalingga, 2021
Number of Cooperatives by Legal Entity and Subdistrict in Purbalingga Regency, 2021



Sumber/Source : Dinas Koperasi dan UMK Kabupaten Purbalingga
Office of Cooperatives and Micro-Small Industries Purbalingga Regency

Gambar 9.2
Figures

Jumlah Penyaluran Kredit Gadai All Produk dan Pelunasan Pada PT Pegadaian (Persero) se-Kabupaten Purbalingga Menurut Bulan Operasi, 2021
Number of Pawn Lending All Product and Redemption at All Pawnshop of Purbalingga Regency by Operation Month, 2021



Sumber/Source : Dinas Koperasi dan UMK Kabupaten Purbalingga
Office of Cooperatives and Micro-Small Industries Purbalingga Regency

9.1 PERBANKAN BANKING

Tabel 9.1.1 **Jumlah Kantor Bank Menurut Kelompok Bank di Kabupaten Purbalingga, 2016-2021**
Table 9.1.1 **Number of Banks by Kind of Bank in Purbalingga Regency, 2016-2021**

| Kelompok Bank Category of Bank | 2016 | 2017 | 2018 |
|--|-----------|-----------|-----------|
| (1) | (2) | (3) | (4) |
| Kantor Pusat/ Head Office | - | - | - |
| Kantor Cabang/ Branch Office | 1 | 1 | 1 |
| Kantor Cabang Pembantu/ Sub Branch Office | 27 | 27 | 27 |
| Kantor Kas/ Cash Office | 24 | 24 | 22 |
| Purbalingga | 52 | 52 | 50 |

Lanjutan Tabel/*Continued Table* 9.1.1

| Kelompok Bank Category of Bank | 2019 | 2020 | 2021 |
|---|-------------|-------------|-------------|
| (1) | (5) | (6) | (7) |
| Kantor Pusat/ <i>Head Office</i> | - | - | - |
| Kantor Cabang/ <i>Branch Office</i> | 1 | 1 | 2 |
| Kantor Cabang Pembantu/ <i>Sub Branch Office</i> | 27 | 27 | 48 |
| Kantor Kas/ <i>Cash Office</i> | 22 | 22 | - |
| Purbalingga | 50 | 50 | 50 |

Sumber/*Source*: Otoritas Jasa Keuangan/ *Financial Services Authority*

Tabel
Table 9.1.2**Posisi Pinjaman Rupiah Menurut Lapangan Usaha dan Bulan di Kabupaten Purbalingga (ribu rupiah), 2021**
Outstanding of Rupiahs Credit by Industry and Month in Purbalingga Regency (thousand rupiahs), 2021

| Bulan Month | Pertanian, Perburuan dan Kehutanan Agricultures, Hunting, and Forestry | Perikanan Fishery | Pertambangan dan Penggalian Mining and Quarrying |
|----------------------|---|----------------------|---|
| (1) | (2) | (3) | (4) |
| Januari/ January | 77 494 883 | 9 788 017 | 4 542 606 |
| Februari/ February | 83 398 783 | 10 135 381 | 4 503 216 |
| Maret/ March | 85 896 601 | 10 279 224 | 4 477 590 |
| April/ April | 88 207 652 | 10 597 951 | 4 608 078 |
| Mei/ May | 93 721 760 | 10 725 102 | 4 585 180 |
| Juni/ June | 98 659 780 | 11 459 895 | 4 542 057 |
| Juli/ July | 102 734 742 | 11 513 027 | 4 424 905 |
| Agustus/ August | 104 267 389 | 12 417 182 | 4 234 923 |
| September/ September | 114 470 484 | 13 138 719 | 4 436 838 |
| Oktober/ October | 124 113 249 | 13 278 188 | 4 418 284 |
| Nopember/ November | 134 347 962 | 13 837 823 | 4 386 179 |
| Desember/ December | 137 843 438 | 13 773 531 | 4 785 808 |
| Purbalingga | 1 245 156 723 | 140 944 040 | 53 945 665 |

Lanjutan Tabel/*Continued Table* 9.1.2

| Bulan Month | Industri Pengolahan Processing Industry | Listrik, Gas dan Air Electricity, Gas, and Water | Konstruksi Construction |
|-----------------------------|---|--|----------------------------|
| (1) | (5) | (6) | (7) |
| Januari/ <i>January</i> | 242 973 365 | 1 072 547 | 5 951 214 |
| Februari/ <i>February</i> | 254 180 283 | 1 005 499 | 7 383 165 |
| Maret/ <i>March</i> | 261 828 221 | 987 488 | 8 926 293 |
| April/ <i>April</i> | 267 325 595 | 968 067 | 9 597 371 |
| Mei/ <i>May</i> | 277 891 978 | 948 058 | 10 382 726 |
| Juni/ <i>June</i> | 291 827 017 | 875 704 | 9 881 961 |
| Juli/ <i>July</i> | 278 381 323 | 856 219 | 14 544 287 |
| Agustus/ <i>August</i> | 295 229 229 | 806 576 | 16 569 207 |
| September/ <i>September</i> | 307 624 419 | 934 365 | 23 011 880 |
| Oktober/ <i>October</i> | 314 551 851 | 870 949 | 16 607 490 |
| Nopember/ <i>November</i> | 333 538 685 | 978 429 | 10 686 288 |
| Desember/ <i>December</i> | 355 444 343 | 952 706 | 6 128 188 |
| Purbalingga | 3 480 796 309 | 11 256 605 | 139 670 069 |

Lanjutan Tabel/Continued Table 9.1.2

| Bulan Month | Perdagangan Besar dan Eceran Wholesale and Retail Trade | Penyediaan Akomodasi dan Penyediaan Makan Minum Accommodation, Eat and Drink | Transportasi, Pergudangan dan Komunikasi Transportation, Warehousing, and Communications |
|------------------------|--|---|---|
| (1) | (8) | (9) | (10) |
| Januari/ January | 1 401 964 143 | 75 521 314 | 26 031 283 |
| Februari/ February | 1 433 503 698 | 76 177 118 | 26 190 855 |
| Maret/ March | 1 470 391 970 | 76 686 356 | 26 800 088 |
| April/ April | 1 493 002 310 | 77 387 051 | 26 826 802 |
| Mei/ May | 1 494 986 312 | 78 648 828 | 26 195 453 |
| Juni/ June | 1 517 658 526 | 79 829 889 | 25 985 357 |
| Juli/ July | 1 520 511 349 | 79 634 456 | 25 833 200 |
| Agustus/ August | 1 550 815 865 | 80 741 453 | 26 381 619 |
| September/ September | 1 590 824 004 | 76 674 731 | 27 572 176 |
| Oktober/ October | 1 618 650 855 | 77 974 673 | 27 218 722 |
| Nopember/ November | 1 656 916 961 | 78 635 401 | 27 253 741 |
| Desember/ December | 1 663 679 787 | 79 045 118 | 28 125 332 |
| Purbalingga | 18 412 905 780 | 936 956 388 | 320 414 628 |

Lanjutan Tabel/*Continued Table* 9.1.2

| Bulan Month | Perantara Keuangan Financial Intermediaries | Real Estate, Usaha Persewaan, dan Jasa Perusahaan Real Estate, Business, Ownership, and Business Services | Administrasi Pemerintahan, Pertahanan dan Jaminan Sosial Wajib Government Administration, Defense, and Compulsory Social Security |
|-----------------------------|--|--|--|
| (1) | (11) | (12) | (13) |
| Januari/ <i>January</i> | 1 262 585 | 13 561 346 | - |
| Februari/ <i>February</i> | 1 272 456 | 13 128 004 | - |
| Maret/ <i>March</i> | 1 202 984 | 19 737 137 | - |
| April/ <i>April</i> | 1 226 795 | 15 892 735 | - |
| Mei/ <i>May</i> | 1 167 116 | 16 048 230 | - |
| Juni/ <i>June</i> | 1 125 876 | 19 735 980 | - |
| Juli/ <i>July</i> | 1 058 438 | 18 999 350 | - |
| Agustus/ <i>August</i> | 1 164 116 | 18 647 476 | - |
| September/ <i>September</i> | 1 012 457 | 22 689 968 | - |
| Oktober/ <i>October</i> | 929 285 | 20 370 837 | - |
| Nopember/ <i>November</i> | 868 212 | 20 947 734 | - |
| Desember/ <i>December</i> | 838 722 | 23 217 577 | - |
| Purbalingga | 13 129 041 | 222 976 374 | - |

Lanjutan Tabel/Continued Table 9.1.2

| Bulan Month | Jasa Pendidikan Education Services | Jasa Kesehatan dan Kegiatan Sosial Health Services and Social Activities | Jasa Kemasyarakatan, Sosial Budaya, Hiburan dan Perorangan Lainnya Community, Sociocultural, Entertainment, and Other Individual Services |
|----------------------|---------------------------------------|---|--|
| (1) | (14) | (15) | (16) |
| Januari/ January | 3 470 831 | 20 074 673 | 75 256 489 |
| Februari/ February | 3 134 819 | 20 395 808 | 77 249 506 |
| Maret/ March | 3 016 925 | 20 156 060 | 79 794 440 |
| April/ April | 3 155 149 | 20 333 878 | 82 413 921 |
| Mei/ May | 3 128 605 | 20 016 771 | 83 250 288 |
| Juni/ June | 3 196 331 | 19 861 523 | 84 853 395 |
| Juli/ July | 3 174 521 | 19 475 348 | 84 518 341 |
| Agustus/ August | 3 168 229 | 19 343 026 | 86 339 820 |
| September/ September | 3 144 665 | 19 216 802 | 88 761 851 |
| Oktober/ October | 3 138 060 | 18 883 857 | 89 997 310 |
| Nopember/ November | 3 150 514 | 19 440 290 | 93 016 609 |
| Desember/ December | 3 203 451 | 19 056 630 | 94 303 970 |
| Purbalingga | 38 082 102 | 236 254 667 | 1 019 755 941 |

Lanjutan Tabel/*Continued Table* 9.1.2

| Bulan Month | Jasa Perorangan yang Melayani Rumah Tangga <i>Individual Services which Serve Households</i> | Badan Internasional dan Badan Ekstra Internasional Lainnya <i>International Agency and Other Extra Agency International</i> | Kegiatan yang Belum Jelas Batasannya <i>Business Activities which are not clearly defined</i> |
|-----------------------------|---|--|--|
| (1) | (17) | (18) | (19) |
| Januari/ <i>January</i> | 2 512 168 | - | - |
| Februari/ <i>February</i> | 2 471 323 | - | - |
| Maret/ <i>March</i> | 2 515 351 | - | - |
| April/ <i>April</i> | 2 414 647 | - | - |
| Mei/ <i>May</i> | 2 327 465 | - | - |
| Juni/ <i>June</i> | 2 318 462 | - | - |
| Juli/ <i>July</i> | 2 276 397 | - | - |
| Agustus/ <i>August</i> | 2 209 749 | - | - |
| September/ <i>September</i> | 2 078 577 | - | - |
| Oktober/ <i>October</i> | 1 933 154 | - | - |
| Nopember/ <i>November</i> | 1 906 965 | - | - |
| Desember/ <i>December</i> | 1 798 329 | - | - |
| Purbalingga | 26 762 585 | - | - |

Lanjutan Tabel/Continued Table 9.1.2

| Bulan Month | Rumah Tinggal Residential Home | Flat Apartemen Flat Apartment | Ruko dan Rukan Shop and Office |
|------------------------|---|--|---|
| (1) | (20) | (21) | (22) |
| Januari/ January | 29 447 664 | 269 844 | 293 084 |
| Februari/ February | 29 206 823 | 268 976 | 292 497 |
| Maret/ March | 28 746 330 | 268 106 | 291 903 |
| April/ April | 29 877 428 | 267 232 | 288 982 |
| Mei/ May | 29 581 136 | 266 354 | 286 031 |
| Juni/ June | 30 183 478 | 265 472 | 283 049 |
| Juli/ July | 30 492 801 | 264 587 | 280 037 |
| Agustus/ August | 30 692 574 | 264 323 | 283 098 |
| September/ September | 31 110 121 | 263 499 | 281 206 |
| Oktober/ October | 31 470 322 | 262 601 | 277 969 |
| Nopember/ November | 30 964 752 | 261 698 | 274 700 |
| Desember/ December | 30 535 835 | 260 744 | 270 205 |
| Purbalingga | 362 309 262 | 3 183 435 | 3 402 762 |

Lanjutan Tabel/*Continued Table* 9.1.2

| Bulan Month | Kendaraan Bermotor Motor Vehicle | Rumah Tangga Keperluan Lainnya Household Other Purposes | Bukan Lapangan Usaha Lainnya Others from Non- Industry Fields |
|-----------------------------|---|--|--|
| (1) | (23) | (24) | (25) |
| Januari/ <i>January</i> | 1 381 673 | 299 381 932 | 910 564 186 |
| Februari/ <i>February</i> | 1 320 078 | 301 015 654 | 910 537 944 |
| Maret/ <i>March</i> | 1 207 029 | 305 086 146 | 914 350 896 |
| April/ <i>April</i> | 1 164 651 | 303 332 628 | 916 883 799 |
| Mei/ <i>May</i> | 1 121 898 | 302 029 460 | 912 499 782 |
| Juni/ <i>June</i> | 937 042 | 308 799 811 | 909 094 527 |
| Juli/ <i>July</i> | 903 619 | 311 421 088 | 908 826 278 |
| Agustus/ <i>August</i> | 870 947 | 313 537 181 | 912 231 090 |
| September/ <i>September</i> | 840 170 | 315 886 354 | 912 441 846 |
| Oktober/ <i>October</i> | 882 185 | 318 099 085 | 910 928 056 |
| Nopember/ <i>November</i> | 821 115 | 321 916 717 | 911 061 061 |
| Desember/ <i>December</i> | 783 402 | 325 679 268 | 914 083 539 |
| Purbalingga | 12 233 809 | 3 726 185 324 | 10 943 503 003 |

Sumber/*Source*: Otoritas Jasa Keuangan/ *Financial Services Authority*

Tabel
Table 9.1.3

Jumlah Pinjaman Rupiah Bank Umum Berdasarkan Penggunaan dan Bulan di Kabupaten Purbalingga (ribu rupiah), 2021
Amount of Rupiahs Credit of Commercial Banks by Type of Credit Used and Month in Purbalingga Regency (thousand rupiahs), 2021

| Bulan Month | Jumlah Rekening Rupiah Number of Rupiah Account | | |
|----------------------|---|--|--|
| | Kredit Modal Kerja (KMK) Working Capital Credit Amount | Kredit Investasi (KI) Investment Credit | Kredit Konsumsi (KK) Consumption Credit |
| (1) | (2) | (3) | (4) |
| Januari/ January | 44 611 | 14 292 | 15 108 |
| Pebruari/ February | 46 093 | 13 890 | 15 069 |
| Maret/ March | 47 600 | 13 458 | 15 106 |
| April/ April | 48 808 | 13 062 | 15 103 |
| Mei/ May | 49 717 | 12 731 | 14 999 |
| Juni/ June | 50 780 | 12 351 | 15 064 |
| Juli/ July | 51 406 | 12 029 | 15 101 |
| Agustus/ August | 52 032 | 12 245 | 15 118 |
| September/ September | 52 800 | 12 735 | 15 042 |
| Oktober/ October | 53 742 | 13 056 | 14 985 |
| Nopember/ November | 55 091 | 13 378 | 14 964 |
| Desember/ December | 55 818 | 13 431 | 14 937 |

Lanjutan Tabel/*Continued Table* 9.1.3

| Bulan Month | Jumlah Bulan Laporan Rupiah Number of Rupiah Month Report | | |
|----------------------|---|--|--|
| | Kredit Modal Kerja (KMK) Working Capital Credit Amount | Kredit Investasi (KI) Investment Credit | Kredit Konsumsi (KK) Consumption Credit |
| (1) | (5) | (6) | (7) |
| Januari/ January | 1 516 959 119 | 444 518 346 | 1 241 338 383 |
| Pebruari/ February | 1 574 883 275 | 439 246 640 | 1 242 641 972 |
| Maret/ March | 1 639 362 435 | 433 334 294 | 1 249 950 410 |
| April/ April | 1 678 305 167 | 425 652 834 | 1 251 814 719 |
| Mei/ May | 1 702 009 741 | 422 014 130 | 1 245 784 661 |
| Juni/ June | 1 757 284 287 | 414 527 464 | 1 249 563 378 |
| Juli/ July | 1 761 176 325 | 406 759 579 | 1 252 188 409 |
| Agustus/ August | 1 787 980 548 | 434 355 311 | 1 257 879 214 |
| September/ September | 1 835 955 913 | 459 636 022 | 1 260 823 197 |
| Oktober/ October | 1 850 850 891 | 482 085 873 | 1 261 920 217 |
| Nopember/ November | 1 899 756 270 | 500 155 523 | 1 265 300 043 |
| Desember/ December | 1 924 948 643 | 507 248 288 | 1 271 612 994 |

Sumber/Source: Otoritas Jasa Keuangan/ Financial Services Authority

Tabel
Table 9.1.4**Jumlah Pinjaman Rupiah Bank Umum Berdasarkan Skala Bisnis dan Bulan di Kabupaten Purbalingga (ribu rupiah), 2021****Amount of Rupiahs Credit of Commercial Banks by Business Scale and Month in Purbalingga Regency (thousand rupiahs), 2021**

| Bulan Month | Jumlah Rekening Rupiah Number of Rupiah Account | |
|----------------------|--|-----------------------|
| | UMKM MSMEs | Non UMKM Non MSMEs |
| (1) | (2) | (3) |
| Januari/ January | 48 794 | 29 742 |
| Pebruari/ February | 68 909 | 15 277 |
| Maret/ March | 49 961 | 25 091 |
| April/ April | 49 972 | 30 605 |
| Mei/ May | 49 350 | 28 097 |
| Juni/ June | 50 130 | 23 881 |
| Juli/ July | 49 169 | 30 226 |
| Agustus/ August | 49 075 | 29 120 |
| September/ September | 50 764 | 31 019 |
| Oktober/ October | 49 815 | 26 349 |
| Nopember/ November | 49 594 | 27 379 |
| Desember/ December | 52 002 | 31 431 |

Lanjutan Tabel/*Continued Table* 9.1.4

| Bulan Month | Jumlah Bulan Laporan Rupiah Number of Rupiah Month Report | |
|-----------------------------|--|-------------------------------|
| | UMKM MSMEs | Non UMKM Non MSMEs |
| (1) | (4) | (5) |
| Januari/ <i>January</i> | 1 746 290 072 | 1 673 834 241 |
| Pebruari/ <i>February</i> | 2 332 907 296 | 1 370 902 629 |
| Maret/ <i>March</i> | 1 690 667 561 | 1 566 104 325 |
| April/ <i>April</i> | 1 868 851 309 | 1 687 563 823 |
| Mei/ <i>May</i> | 1 733 902 457 | 1 635 906 075 |
| Juni/ <i>June</i> | 1 677 691 286 | 1 525 124 563 |
| Juli/ <i>July</i> | 1 791 326 673 | 1 688 888 400 |
| Agustus/ <i>August</i> | 1 759 307 447 | 1 662 067 682 |
| September/ <i>September</i> | 1 902 136 753 | 1 692 720 228 |
| Oktober/ <i>October</i> | 1 720 617 061 | 1 602 030 077 |
| Nopember/ <i>November</i> | 1 728 417 581 | 1 627 355 139 |
| Desember/ <i>December</i> | 1 954 710 876 | 1 710 500 959 |

Sumber/*Source*: Otoritas Jasa Keuangan/ *Financial Services Authority*

Tabel
Table 9.1.5**Posisi Pinjaman Valuta Asing Menurut Lapangan Usaha dan Bulan di Kabupaten Purbalingga (ribu rupiah), 2021**
Outstanding of Foreign Exchange Credit by Industry and Month in Purbalingga Regency (thousand rupiahs), 2021

| Bulan Month | Pertanian, Perburuan dan Kehutanan <i>Agricultures, Hunting, and Forestry</i> | Perikanan <i>Fishery</i> | Pertambangan dan Penggalian <i>Mining and Quarrying</i> |
|-----------------------------|--|-----------------------------|---|
| (1) | (2) | (3) | (4) |
| Januari/ <i>January</i> | - | - | - |
| Februari/ <i>February</i> | - | - | - |
| Maret/ <i>March</i> | - | - | - |
| April/ <i>April</i> | - | - | - |
| Mei/ <i>May</i> | - | - | - |
| Juni/ <i>June</i> | - | - | - |
| Juli/ <i>July</i> | - | - | - |
| Agustus/ <i>August</i> | - | - | - |
| September/ <i>September</i> | - | - | - |
| Oktober/ <i>October</i> | - | - | - |
| Nopember/ <i>November</i> | - | - | - |
| Desember/ <i>December</i> | - | - | - |
| Purbalingga | - | - | - |

Lanjutan Tabel/*Continued Table* 9.1.5

| Bulan <i>Month</i> | Industri Pengolahan <i>Processing Industry</i> | Listrik, Gas dan Air <i>Electricity, Gas, and Water</i> | Konstruksi <i>Construction</i> |
|-----------------------------|--|--|-----------------------------------|
| (1) | (5) | (6) | (7) |
| Januari/ <i>January</i> | - | - | - |
| Februari/ <i>February</i> | - | - | - |
| Maret/ <i>March</i> | - | - | - |
| April/ <i>April</i> | - | - | - |
| Mei/ <i>May</i> | - | - | - |
| Juni/ <i>June</i> | - | - | - |
| Juli/ <i>July</i> | - | - | - |
| Agustus/ <i>August</i> | - | - | - |
| September/ <i>September</i> | - | - | - |
| Oktober/ <i>October</i> | - | - | - |
| Nopember/ <i>November</i> | - | - | - |
| Desember/ <i>December</i> | - | - | - |
| Purbalingga | - | - | - |

Lanjutan Tabel/Continued Table 9.1.5

| Bulan Month | Perdagangan Besar dan Eceran Wholesale and Retail Trade | Penyediaan Akomodasi dan Penyediaan Makan Minum Accommodation, Eat and Drink | Transportasi, Pergudangan dan Komunikasi Transportation, Warehousing, and Communications |
|------------------------|--|---|---|
| (1) | (8) | (9) | (10) |
| Januari/ January | - | - | - |
| Februari/ February | - | - | - |
| Maret/ March | - | - | - |
| April/ April | - | - | - |
| Mei/ May | - | - | - |
| Juni/ June | - | - | - |
| Juli/ July | - | - | - |
| Agustus/ August | - | - | - |
| September/ September | - | - | - |
| Oktober/ October | - | - | - |
| Nopember/ November | - | - | - |
| Desember/ December | - | - | - |
| Purbalingga | - | - | - |

Lanjutan Tabel/*Continued Table* 9.1.5

| Bulan Month | Perantara Keuangan Financial Intermediaries | Real Estate, Usaha Persewaan, dan Jasa Perusahaan Real Estate, Business, Ownership, and Business Services | Administrasi Pemerintahan, Pertahanan dan Jaminan Sosial Wajib Government Administration, Defense, and Compulsory Social Security |
|-----------------------------|--|--|--|
| (1) | (11) | (12) | (13) |
| Januari/ <i>January</i> | - | - | - |
| Februari/ <i>February</i> | - | - | - |
| Maret/ <i>March</i> | - | - | - |
| April/ <i>April</i> | - | - | - |
| Mei/ <i>May</i> | - | - | - |
| Juni/ <i>June</i> | - | - | - |
| Juli/ <i>July</i> | - | - | - |
| Agustus/ <i>August</i> | - | - | - |
| September/ <i>September</i> | - | - | - |
| Oktober/ <i>October</i> | - | - | - |
| Nopember/ <i>November</i> | - | - | - |
| Desember/ <i>December</i> | - | - | - |
| Purbalingga | - | - | - |

Lanjutan Tabel/Continued Table 9.1.5

| Bulan Month | Jasa Pendidikan Education Services | Jasa Kesehatan dan Kegiatan Sosial Health Services and Social Activities | Jasa Kemasyarakatan, Sosial Budaya, Hiburan dan Perorangan Lainnya Community, Sociocultural, Entertainment, and Other Individual Services |
|----------------------|---------------------------------------|---|--|
| (1) | (14) | (15) | (16) |
| Januari/ January | - | - | - |
| Februari/ February | - | - | - |
| Maret/ March | - | - | - |
| April/ April | - | - | - |
| Mei/ May | - | - | - |
| Juni/ June | - | - | - |
| Juli/ July | - | - | - |
| Agustus/ August | - | - | - |
| September/ September | - | - | - |
| Oktober/ October | - | - | - |
| Nopember/ November | - | - | - |
| Desember/ December | - | - | - |
| Purbalingga | - | - | - |

Lanjutan Tabel/*Continued Table* 9.1.5

| Bulan Month | Jasa Pendidikan Education Services | Jasa Kesehatan dan Kegiatan Sosial Health Services and Social Activities | Jasa Kemasyarakatan, Sosial Budaya, Hiburan dan Perorangan Lainnya Community, Sociocultural, Entertainment, and Other Individual Services |
|-----------------------------|---|---|--|
| (1) | (17) | (18) | (19) |
| Januari/ <i>January</i> | - | - | - |
| Februari/ <i>February</i> | - | - | - |
| Maret/ <i>March</i> | - | - | - |
| April/ <i>April</i> | - | - | - |
| Mei/ <i>May</i> | - | - | - |
| Juni/ <i>June</i> | - | - | - |
| Juli/ <i>July</i> | - | - | - |
| Agustus/ <i>August</i> | - | - | - |
| September/ <i>September</i> | - | - | - |
| Oktober/ <i>October</i> | - | - | - |
| Nopember/ <i>November</i> | - | - | - |
| Desember/ <i>December</i> | - | - | - |
| Purbalingga | - | - | - |

Lanjutan Tabel/Continued Table 9.1.5

| Bulan Month | Rumah Tinggal Residential Home | Flat Apartemen Flat Apartment | Ruko dan Rukan Shop and Office |
|-----------------------------|---|--|---|
| (1) | (20) | (21) | (22) |
| Januari/ <i>January</i> | - | - | - |
| Februari/ <i>February</i> | - | - | - |
| Maret/ <i>March</i> | - | - | - |
| April/ <i>April</i> | - | - | - |
| Mei/ <i>May</i> | - | - | - |
| Juni/ <i>June</i> | - | - | - |
| Juli/ <i>July</i> | - | - | - |
| Agustus/ <i>August</i> | - | - | - |
| September/ <i>September</i> | - | - | - |
| Oktober/ <i>October</i> | - | - | - |
| Nopember/ <i>November</i> | - | - | - |
| Desember/ <i>December</i> | - | - | - |
| Purbalingga | - | - | - |

Lanjutan Tabel/*Continued Table* 9.1.5

| Bulan Month | Kendaraan Bermotor Motor Vehicle | Rumah Tangga Keperluan Lainnya Household Other Purposes | Bukan Lapangan Usaha Lainnya Others from Non- Industry Fields |
|-----------------------------|---|--|--|
| (1) | (23) | (24) | (25) |
| Januari/ <i>January</i> | - | - | - |
| Februari/ <i>February</i> | - | - | - |
| Maret/ <i>March</i> | - | - | - |
| April/ <i>April</i> | - | - | - |
| Mei/ <i>May</i> | - | - | - |
| Juni/ <i>June</i> | - | - | - |
| Juli/ <i>July</i> | - | - | - |
| Agustus/ <i>August</i> | - | - | - |
| September/ <i>September</i> | - | - | - |
| Oktober/ <i>October</i> | - | - | - |
| Nopember/ <i>November</i> | - | - | - |
| Desember/ <i>December</i> | - | - | - |
| Purbalingga | - | - | - |

Sumber/*Source*: Otoritas Jasa Keuangan/ *Financial Services Authority*

Tabel
Table 9.1.6

Posisi Pinjaman Valuta Asing Bank Umum Menurut Jenis Penggunaan dan Bulan di Kabupaten Purbalingga (ribu rupiah), 2021
Outstanding of Foreign Exchange Credit of Commercial Banks by Type of Credit Used and Month in Purbalingga Regency (thousand rupiahs), 2021

| Bulan Month | Jumlah Rekening Valas Number of Valas Account | | |
|----------------------|---|--|--|
| | Kredit Modal Kerja (KMK) Working Capital Credit Amount | Kredit Investasi (KI) Investment Credit | Kredit Konsumsi (KK) Consumption Credit |
| (1) | (2) | (3) | (4) |
| Januari/ January | - | - | - |
| Pebruari/ February | - | - | - |
| Maret/ March | - | - | - |
| April/ April | - | - | - |
| Mei/ May | - | - | - |
| Juni/ June | - | - | - |
| Juli/ July | - | - | - |
| Agustus/ August | - | - | - |
| September/ September | - | - | - |
| Oktober/ October | - | - | - |
| Nopember/ November | - | - | - |
| Desember/ December | - | - | - |

Lanjutan Tabel/*Continued Table* 9.1.6

| Bulan Month | Jumlah Bulan Laporan Valas Number of Valas Report Month | | |
|-----------------------------|---|--|--|
| | Kredit Modal Kerja (KMK) Working Capital Credit Amount | Kredit Investasi (KI) Investment Credit | Kredit Konsumsi (KK) Consumption Credit |
| (1) | (2) | (3) | (4) |
| Januari/ <i>January</i> | - | - | - |
| Pebruari/ <i>February</i> | - | - | - |
| Maret/ <i>March</i> | - | - | - |
| April/ <i>April</i> | - | - | - |
| Mei/ <i>May</i> | - | - | - |
| Juni/ <i>June</i> | - | - | - |
| Juli/ <i>July</i> | - | - | - |
| Agustus/ <i>August</i> | - | - | - |
| September/ <i>September</i> | - | - | - |
| Oktober/ <i>October</i> | - | - | - |
| Nopember/ <i>November</i> | - | - | - |
| Desember/ <i>December</i> | - | - | - |

Sumber/*Source*: Otoritas Jasa Keuangan/ *Financial Services Authority*

Tabel
Table 9.1.7**Posisi Pinjaman Valuta Asing Bank Umum Menurut Skala
Bisnis dan Bulan di Kabupaten Purbalingga (ribu rupiah),
2021****Outstanding Foreign Exchange Credit of Commercial Banks
by Business Scale and Month in Purbalingga Regency
(thousand rupiahs), 2021**

| Bulan Month | Jumlah Rekening Valas Number of Valas Account | |
|----------------------|--|-----------------------|
| | UMKM MSMEs | Non UMKM Non MSMEs |
| (1) | (2) | (3) |
| Januari/ January | - | - |
| Pebruari/ February | - | - |
| Maret/ March | - | - |
| April/ April | - | - |
| Mei/ May | - | - |
| Juni/ June | - | - |
| Juli/ July | - | - |
| Agustus/ August | - | - |
| September/ September | - | - |
| Oktober/ October | - | - |
| Nopember/ November | - | - |
| Desember/ December | - | - |

Lanjutan Tabel/*Continued Table* 9.1.7

| Bulan Month | Jumlah Bulan Laporan Valas Number of Valas Report Month | |
|-----------------------------|--|-------------------------------|
| | UMKM MSMEs | Non UMKM Non MSMEs |
| (1) | (4) | (5) |
| Januari/ <i>January</i> | - | - |
| Pebruari/ <i>February</i> | - | - |
| Maret/ <i>March</i> | - | - |
| April/ <i>April</i> | - | - |
| Mei/ <i>May</i> | - | - |
| Juni/ <i>June</i> | - | - |
| Juli/ <i>July</i> | - | - |
| Agustus/ <i>August</i> | - | - |
| September/ <i>September</i> | - | - |
| Oktober/ <i>October</i> | - | - |
| Nopember/ <i>November</i> | - | - |
| Desember/ <i>December</i> | - | - |

Sumber/*Source*: Otoritas Jasa Keuangan/ *Financial Services Authority*

Tabel
Table 9.1.8

Total Posisi Pinjaman Rupiah dan Valuta Asing Bank Umum Menurut Lapangan Usaha dan Bulan di Kabupaten Purbalingga (ribu rupiah), 2021
Total Outstanding of Rupiahs and Foreign Exchange Credits Provided by Commercial Bank by Industry and Month in Purbalingga Regency (thousand rupiahs), 2021

| Bulan Month | Pertanian, Perburuan dan Kehutanan Agricultures, Hunting, and Forestry | Perikanan Fishery | Pertambangan dan Penggalian Mining and Quarrying |
|----------------------|---|----------------------|---|
| (1) | (2) | (3) | (4) |
| Januari/ January | 77 494 883 | 9 788 017 | 4 542 606 |
| Februari/ February | 83 398 783 | 10 135 381 | 4 503 216 |
| Maret/ March | 85 896 601 | 10 279 224 | 4 477 590 |
| April/ April | 88 207 652 | 10 597 951 | 4 608 078 |
| Mei/ May | 93 721 760 | 10 725 102 | 4 585 180 |
| Juni/ June | 98 659 780 | 11 459 895 | 4 542 057 |
| Juli/ July | 102 734 742 | 11 513 027 | 4 424 905 |
| Agustus/ August | 104 267 389 | 12 417 182 | 4 234 923 |
| September/ September | 114 470 484 | 13 138 719 | 4 436 838 |
| Oktober/ October | 124 113 249 | 13 278 188 | 4 418 284 |
| Nopember/ November | 134 347 962 | 13 837 823 | 4 386 179 |
| Desember/ December | 137 843 438 | 13 773 531 | 4 785 808 |
| Purbalingga | 1 245 156 723 | 140 944 040 | 53 945 665 |

Lanjutan Tabel/*Continued Table* 9.1.8

| Bulan Month | Industri Pengolahan Processing Industry | Listrik, Gas dan Air Electricity, Gas, and Water | Konstruksi Construction |
|-----------------------------|---|--|----------------------------|
| (1) | (5) | (6) | (7) |
| Januari/ <i>January</i> | 242 973 365 | 1 072 547 | 5 951 214 |
| Februari/ <i>February</i> | 254 180 283 | 1 005 499 | 7 383 165 |
| Maret/ <i>March</i> | 261 828 221 | 987 488 | 8 926 293 |
| April/ <i>April</i> | 267 325 595 | 968 067 | 9 597 371 |
| Mei/ <i>May</i> | 277 891 978 | 948 058 | 10 382 726 |
| Juni/ <i>June</i> | 291 827 017 | 875 704 | 9 881 961 |
| Juli/ <i>July</i> | 278 381 323 | 856 219 | 14 544 287 |
| Agustus/ <i>August</i> | 295 229 229 | 806 576 | 16 569 207 |
| September/ <i>September</i> | 307 624 419 | 934 365 | 23 011 880 |
| Oktober/ <i>October</i> | 314 551 851 | 870 949 | 16 607 490 |
| Nopember/ <i>November</i> | 333 538 685 | 978 429 | 10 686 288 |
| Desember/ <i>December</i> | 355 444 343 | 952 706 | 6 128 188 |
| Purbalingga | 3 480 796 309 | 11 256 605 | 139 670 069 |

Lanjutan Tabel/Continued Table 9.1.8

| Bulan Month | Perdagangan Besar dan Eceran Wholesale and Retail Trade | Penyediaan Akomodasi dan Penyediaan Makan Minum Accommodation, Eat and Drink | Transportasi, Pergudangan dan Komunikasi Transportation, Warehousing, and Communications |
|----------------------|--|---|---|
| (1) | (8) | (9) | (10) |
| Januari/ January | 1 401 964 143 | 75 521 314 | 26 031 283 |
| Februari/ February | 1 433 503 698 | 76 177 118 | 26 190 855 |
| Maret/ March | 1 470 391 970 | 76 686 356 | 26 800 088 |
| April/ April | 1 493 002 310 | 77 387 051 | 26 826 802 |
| Mei/ May | 1 494 986 312 | 78 648 828 | 26 195 453 |
| Juni/ June | 1 517 658 526 | 79 829 889 | 25 985 357 |
| Juli/ July | 1 520 511 349 | 79 634 456 | 25 833 200 |
| Agustus/ August | 1 550 815 865 | 80 741 453 | 26 381 619 |
| September/ September | 1 590 824 004 | 76 674 731 | 27 572 176 |
| Oktober/ October | 1 618 650 855 | 77 974 673 | 27 218 722 |
| November/ November | 1 656 916 961 | 78 635 401 | 27 253 741 |
| Desember/ December | 1 663 679 787 | 79 045 118 | 28 125 332 |
| Purbalingga | 18 412 905 780 | 936 956 388 | 320 414 628 |

Lanjutan Tabel/*Continued Table* 9.1.8

| Bulan Month | Perantara Keuangan Financial Intermediaries | Real Estate, Usaha Persewaan, dan Jasa Perusahaan Real Estate, Business, Ownership, and Business Services | Administrasi Pemerintahan, Pertahanan dan Jaminan Sosial Wajib Government Administration, Defense, and Compulsory Social Security |
|-----------------------------|--|--|--|
| (1) | (11) | (12) | (13) |
| Januari/ <i>January</i> | 1 262 585 | 13 561 346 | - |
| Februari/ <i>February</i> | 1 272 456 | 13 128 004 | - |
| Maret/ <i>March</i> | 1 202 984 | 19 737 137 | - |
| April/ <i>April</i> | 1 226 795 | 15 892 735 | - |
| Mei/ <i>May</i> | 1 167 116 | 16 048 230 | - |
| Juni/ <i>June</i> | 1 125 876 | 19 735 980 | - |
| Juli/ <i>July</i> | 1 058 438 | 18 999 350 | - |
| Agustus/ <i>August</i> | 1 164 116 | 18 647 476 | - |
| September/ <i>September</i> | 1 012 457 | 22 689 968 | - |
| Oktober/ <i>October</i> | 929 285 | 20 370 837 | - |
| Nopember/ <i>November</i> | 868 212 | 20 947 734 | - |
| Desember/ <i>December</i> | 838 722 | 23 217 577 | - |
| Purbalingga | 13 129 041 | 222 976 374 | - |

Lanjutan Tabel/Continued Table 9.1.8

| Bulan Month | Jasa Pendidikan Education Services | Jasa Kesehatan dan Kegiatan Sosial Health Services and Social Activities | Jasa Kemasyarakatan, Sosial Budaya, Hiburan dan Perorangan Lainnya Community, Sociocultural, Entertainment, and Other Individual Services |
|----------------------|---------------------------------------|---|--|
| (1) | (14) | (15) | (16) |
| Januari/ January | 3 470 831 | 20 074 673 | 75 256 489 |
| Februari/ February | 3 134 819 | 20 395 808 | 77 249 506 |
| Maret/ March | 3 016 925 | 20 156 060 | 79 794 440 |
| April/ April | 3 155 149 | 20 333 878 | 82 413 921 |
| Mei/ May | 3 128 605 | 20 016 771 | 83 250 288 |
| Juni/ June | 3 196 331 | 19 861 523 | 84 853 395 |
| Juli/ July | 3 174 521 | 19 475 348 | 84 518 341 |
| Agustus/ August | 3 168 229 | 19 343 026 | 86 339 820 |
| September/ September | 3 144 665 | 19 216 802 | 88 761 851 |
| Oktober/ October | 3 138 060 | 18 883 857 | 89 997 310 |
| Nopember/ November | 3 150 514 | 19 440 290 | 93 016 609 |
| Desember/ December | 3 203 451 | 19 056 630 | 94 303 970 |
| Purbalingga | 38 082 102 | 236 254 667 | 1 019 755 941 |

Lanjutan Tabel/*Continued Table* 9.1.8

| Bulan Month | Jasa Perorangan yang Melayani Rumah Tangga <i>Individual Services which Serve Households</i> | Badan Internasional dan Badan Ekstra Internasional Lainnya <i>International Agency and Other Extra Agency International</i> | Kegiatan yang Belum Jelas Batasannya <i>Business Activities which are not clearly defined</i> |
|-----------------------------|---|--|--|
| (1) | (17) | (18) | (19) |
| Januari/ <i>January</i> | 2 512 168 | - | - |
| Februari/ <i>February</i> | 2 471 323 | - | - |
| Maret/ <i>March</i> | 2 515 351 | - | - |
| April/ <i>April</i> | 2 414 647 | - | - |
| Mei/ <i>May</i> | 2 327 465 | - | - |
| Juni/ <i>June</i> | 2 318 462 | - | - |
| Juli/ <i>July</i> | 2 276 397 | - | - |
| Agustus/ <i>August</i> | 2 209 749 | - | - |
| September/ <i>September</i> | 2 078 577 | - | - |
| Oktober/ <i>October</i> | 1 933 154 | - | - |
| Nopember/ <i>November</i> | 1 906 965 | - | - |
| Desember/ <i>December</i> | 1 798 329 | - | - |
| Purbalingga | 26 762 585 | - | - |

Lanjutan Tabel/Continued Table 9.1.8

| Bulan Month | Rumah Tinggal Residential Home | Flat Apartemen Flat Apartment | Ruko dan Rukan Shop and Office |
|------------------------|---|--|---|
| (1) | (20) | (21) | (22) |
| Januari/ January | 29 447 664 | 269 844 | 293 084 |
| Februari/ February | 29 206 823 | 268 976 | 292 497 |
| Maret/ March | 28 746 330 | 268 106 | 291 903 |
| April/ April | 29 877 428 | 267 232 | 288 982 |
| Mei/ May | 29 581 136 | 266 354 | 286 031 |
| Juni/ June | 30 183 478 | 265 472 | 283 049 |
| Juli/ July | 30 492 801 | 264 587 | 280 037 |
| Agustus/ August | 30 692 574 | 264 323 | 283 098 |
| September/ September | 31 110 121 | 263 499 | 281 206 |
| Oktober/ October | 31 470 322 | 262 601 | 277 969 |
| Nopember/ November | 30 964 752 | 261 698 | 274 700 |
| Desember/ December | 30 535 835 | 260 744 | 270 205 |
| Purbalingga | 362 309 262 | 3 183 435 | 3 402 762 |

Lanjutan Tabel/*Continued Table* 9.1.8

| Bulan <i>Month</i> | Kendaraan Bermotor <i>Motor Vehicle</i> | Rumah Tangga Keperluan Lainnya <i>Household Other Purposes</i> | Bukan Lapangan Usaha Lainnya <i>Others from Non- Industry Fields</i> |
|-----------------------------|---|--|--|
| (1) | (23) | (24) | (25) |
| Januari/ <i>January</i> | 1 381 673 | 299 381 932 | 910 564 186 |
| Februari/ <i>February</i> | 1 320 078 | 301 015 654 | 910 537 944 |
| Maret/ <i>March</i> | 1 207 029 | 305 086 146 | 914 350 896 |
| April/ <i>April</i> | 1 164 651 | 303 332 628 | 916 883 799 |
| Mei/ <i>May</i> | 1 121 898 | 302 029 460 | 912 499 782 |
| Juni/ <i>June</i> | 937 042 | 308 799 811 | 909 094 527 |
| Juli/ <i>July</i> | 903 619 | 311 421 088 | 908 826 278 |
| Agustus/ <i>August</i> | 870 947 | 313 537 181 | 912 231 090 |
| September/ <i>September</i> | 840 170 | 315 886 354 | 912 441 846 |
| Oktober/ <i>October</i> | 882 185 | 318 099 085 | 910 928 056 |
| Nopember/ <i>November</i> | 821 115 | 321 916 717 | 911 061 061 |
| Desember/ <i>December</i> | 783 402 | 325 679 268 | 914 083 539 |
| Purbalingga | 12 233 809 | 3 726 185 324 | 10 943 503 003 |

Sumber/*Source*: Otoritas Jasa Keuangan/ *Financial Services Authority*

Tabel
Table 9.1.9

Total Posisi Pinjaman Rupiah dan Valuta Asing Bank Umum Menurut Jenis Penggunaan dan Bulan di Kabupaten Purbalingga (ribu rupiah), 2021
Total Outstanding of Rupiahs and Foreign Exchange Credits Provided by Commercial Bank by Type of Credit Used and Month in Purbalingga Regency (thousand rupiahs), 2021

| Bulan Month | Jumlah Rekening Rupiah dan Valas Number of Rupiah and Valas Account | | |
|----------------------|--|--|--|
| | Kredit Modal Kerja (KMK) Working Capital Credit Amount | Kredit Investasi (KI) Investment Credit | Kredit Konsumsi (KK) Consumption Credit |
| | (1) | (2) | (3) |
| Januari/ January | 44 611 | 14 292 | 15 108 |
| Pebruari/ February | 46 093 | 13 890 | 15 069 |
| Maret/ March | 47 600 | 13 458 | 15 106 |
| April/ April | 48 808 | 13 062 | 15 103 |
| Mei/ May | 49 717 | 12 731 | 14 999 |
| Juni/ June | 50 780 | 12 351 | 15 064 |
| Juli/ July | 51 406 | 12 029 | 15 101 |
| Agustus/ August | 52 032 | 12 245 | 15 118 |
| September/ September | 52 800 | 12 735 | 15 042 |
| Oktober/ October | 53 742 | 13 056 | 14 985 |
| Nopember/ November | 55 091 | 13 378 | 14 964 |
| Desember/ December | 55 818 | 13 431 | 14 937 |

Lanjutan Tabel/*Continued Table* 9.1.9

| Bulan Month | Jumlah Bulan Laporan Rupiah dan Valas Number of Rupiah and Valas Report Month | | |
|-----------------------------|--|--|--|
| | Kredit Modal Kerja (KMK) Working Capital Credit Amount | Kredit Investasi (KI) Investment Credit | Kredit Konsumsi (KK) Consumption Credit |
| (1) | (5) | (6) | (7) |
| Januari/ <i>January</i> | 1 516 959 119 | 444 518 346 | 1 241 338 383 |
| Pebruari/ <i>February</i> | 1 574 883 275 | 439 246 640 | 1 242 641 972 |
| Maret/ <i>March</i> | 1 639 362 435 | 433 334 294 | 1 249 950 410 |
| April/ <i>April</i> | 1 678 305 167 | 425 652 834 | 1 251 814 719 |
| Mei/ <i>May</i> | 1 702 009 741 | 422 014 130 | 1 245 784 661 |
| Juni/ <i>June</i> | 1 757 284 287 | 414 527 464 | 1 249 563 378 |
| Juli/ <i>July</i> | 1 761 176 325 | 406 759 579 | 1 252 188 409 |
| Agustus/ <i>August</i> | 1 787 980 548 | 434 355 311 | 1 257 879 214 |
| September/ <i>September</i> | 1 835 955 913 | 459 636 022 | 1 260 823 197 |
| Oktober/ <i>October</i> | 1 850 850 891 | 482 085 873 | 1 261 920 217 |
| Nopember/ <i>November</i> | 1 899 756 270 | 500 155 523 | 1 265 300 043 |
| Desember/ <i>December</i> | 1 924 948 643 | 507 248 288 | 1 271 612 994 |

Sumber/*Source*: Otoritas Jasa Keuangan/ *Financial Services Authority*

Tabel
Table 9.1.10

Total Posisi Pinjaman Rupiah dan Valuta Asing Bank Umum Menurut Skala Bisnis dan Bulan di Kabupaten Purbalingga (ribu rupiah), 2021
Total Outstanding of Rupiahs and Foreign Exchange Credits Provided by Commercial Bank by Type of Credit Used and Month in Purbalingga Regency (thousand rupiahs), 2021

| Bulan Month | Jumlah Rekening Rupiah dan Valas Number of Rupiah and Valas Account | |
|----------------------|--|-----------------------|
| | UMKM MSMEs | Non UMKM Non MSMEs |
| (1) | (2) | (3) |
| Januari/ January | 50 130 | 23 881 |
| Pebruari/ February | 49 961 | 25 091 |
| Maret/ March | 49 815 | 26 349 |
| April/ April | 49 594 | 27 379 |
| Mei/ May | 49 350 | 28 097 |
| Juni/ June | 49 075 | 29 120 |
| Juli/ July | 48 794 | 29 742 |
| Agustus/ August | 49 169 | 30 226 |
| September/ September | 49 972 | 30 605 |
| Oktober/ October | 50 764 | 31 019 |
| Nopember/ November | 52 002 | 31 431 |
| Desember/ December | 68 909 | 15 277 |

Lanjutan Tabel/*Continued Table* 9.1.10

| Bulan Month | Jumlah Bulan Laporan Rupiah dan Valas Number of Rupiah and Valas Report Month | |
|-----------------------------|--|-------------------------------|
| | UMKM MSMEs | Non UMKM Non MSMEs |
| (1) | (4) | (5) |
| Januari/ <i>January</i> | 1 677 691 286 | 1 525 124 563 |
| Pebruari/ <i>February</i> | 1 690 667 561 | 1 566 104 325 |
| Maret/ <i>March</i> | 1 720 617 061 | 1 602 030 077 |
| April/ <i>April</i> | 1 728 417 581 | 1 627 355 139 |
| Mei/ <i>May</i> | 1 733 902 457 | 1 635 906 075 |
| Juni/ <i>June</i> | 1 759 307 447 | 1 662 067 682 |
| Juli/ <i>July</i> | 1 746 290 072 | 1 673 834 241 |
| Agustus/ <i>August</i> | 1 791 326 673 | 1 688 888 400 |
| September/ <i>September</i> | 1 868 851 309 | 1 687 563 823 |
| Oktober/ <i>October</i> | 1 902 136 753 | 1 692 720 228 |
| Nopember/ <i>November</i> | 1 954 710 876 | 1 710 500 959 |
| Desember/ <i>December</i> | 2 332 907 296 | 1 370 902 629 |

Tabel
Table 9.1.11

Posisi Pinjaman Bank Umum pada UMKM Menurut Lapangan Usaha dan Bulan di Kabupaten Purbalingga (ribu rupiah), 2021
Outstanding of Micro, Small, and Medium Enterprises (MSMEs) Credits of Commercial Banks by Industry and Month in Purbalingga Regency (thousand rupiahs), 2021

| Bulan Month | Pertanian, Perburuan dan Kehutanan Agricultures, Hunting, and Forestry | Perikanan Fishery | Pertambangan dan Penggalian Mining and Quarrying |
|----------------------|---|----------------------|---|
| (1) | (2) | (3) | (4) |
| Januari/ January | 67 529 821 | 8 483 884 | 4 522 960 |
| Februari/ February | 72 035 420 | 8 727 878 | 4 483 813 |
| Maret/ March | 73 435 087 | 8 733 681 | 4 458 436 |
| April/ April | 73 885 550 | 8 886 556 | 4 589 179 |
| Mei/ May | 78 645 392 | 8 986 097 | 4 566 542 |
| Juni/ June | 82 625 630 | 9 484 620 | 4 523 954 |
| Juli/ July | 86 076 584 | 9 466 341 | 4 407 075 |
| Agustus/ August | 86 806 485 | 10 339 192 | 4 217 417 |
| September/ September | 94 128 100 | 11 060 255 | 4 419 608 |
| Oktober/ October | 101 961 000 | 11 094 385 | 4 401 343 |
| Nopember/ November | 110 626 801 | 11 548 449 | 4 369 560 |
| Desember/ December | 132 781 947 | 13 773 531 | 4 785 808 |
| Purbalingga | 1 060 537 817 | 120 584 870 | 53 745 695 |

Lanjutan Tabel/*Continued Table* 9.1.11

| Bulan Month | Industri Pengolahan Processing Industry | Listrik, Gas dan Air Electricity, Gas, and Water | Konstruksi Construction |
|----------------------|---|--|----------------------------|
| (1) | (5) | (6) | (7) |
| Januari/ January | 211 782 184 | 1 051 135 | 5 845 195 |
| Februari/ February | 213 339 194 | 984 625 | 7 230 467 |
| Maret/ March | 217 027 206 | 967 164 | 8 763 282 |
| April/ April | 219 936 486 | 948 304 | 9 414 441 |
| Mei/ May | 228 535 496 | 928 870 | 10 115 491 |
| Juni/ June | 240 005 170 | 857 103 | 9 572 439 |
| Juli/ July | 225 120 276 | 838 217 | 13 749 804 |
| Agustus/ August | 242 884 608 | 789 187 | 15 853 227 |
| September/ September | 259 031 385 | 934 365 | 22 629 439 |
| Oktober/ October | 264 613 664 | 870 949 | 16 169 324 |
| Nopember/ November | 277 519 438 | 978 429 | 10 257 532 |
| Desember/ December | 343 828 955 | 952 706 | 5 603 188 |
| Purbalingga | 2 943 624 061 | 11 101 053 | 135 203 829 |

Lanjutan Tabel/Continued Table 9.1.11

| Bulan Month | Perdagangan Besar dan Eceran Wholesale and Retail Trade | Penyediaan Akomodasi dan Penyediaan Makan Minum Accommodation, Eat and Drink | Transportasi, Pergudangan dan Komunikasi Transportation, Warehousing, and Communications |
|------------------------|--|---|---|
| (1) | (8) | (9) | (10) |
| Januari/ January | 1 244 240 381 | 18 391 391 | 22 481 349 |
| Februari/ February | 1 249 604 263 | 18 830 962 | 22 448 406 |
| Maret/ March | 1 263 775 503 | 19 206 391 | 22 860 257 |
| April/ April | 1 268 808 939 | 19 882 192 | 22 656 726 |
| Mei/ May | 1 259 302 963 | 21 131 351 | 21 963 351 |
| Juni/ June | 1 263 895 266 | 22 341 421 | 21 778 885 |
| Juli/ July | 1 260 097 569 | 22 150 341 | 21 674 607 |
| Agustus/ August | 1 280 399 173 | 23 427 686 | 22 280 374 |
| September/ September | 1 318 158 603 | 24 396 549 | 23 536 210 |
| Oktober/ October | 1 344 813 262 | 25 649 742 | 23 371 384 |
| Nopember/ November | 1 377 685 873 | 26 370 064 | 23 521 995 |
| Desember/ December | 1 646 352 777 | 29 250 316 | 26 546 484 |
| Purbalingga | 15 777 134 571 | 271 028 406 | 275 120 027 |

Lanjutan Tabel/*Continued Table* 9.1.11

| Bulan Month | Perantara Keuangan Financial Intermediaries | Real Estate, Usaha Persewaan, dan Jasa Perusahaan Real Estate, Business, Ownership, and Business Services | Administrasi Pemerintahan, Pertahanan dan Jaminan Sosial Wajib Government Administration, Defense, and Compulsory Social Security |
|-----------------------------|--|--|--|
| (1) | (11) | (12) | (13) |
| Januari/ <i>January</i> | 1 174 494 | 12 946 298 | - |
| Februari/ <i>February</i> | 1 136 785 | 12 414 953 | - |
| Maret/ <i>March</i> | 1 072 229 | 18 949 305 | - |
| April/ <i>April</i> | 1 051 018 | 15 117 452 | - |
| Mei/ <i>May</i> | 977 875 | 15 255 131 | - |
| Juni/ <i>June</i> | 928 694 | 18 923 544 | - |
| Juli/ <i>July</i> | 868 943 | 18 213 020 | - |
| Agustus/ <i>August</i> | 935 615 | 17 858 798 | - |
| September/ <i>September</i> | 789 997 | 21 897 388 | - |
| Oktober/ <i>October</i> | 720 402 | 19 642 385 | - |
| Nopember/ <i>November</i> | 616 642 | 20 175 459 | - |
| Desember/ <i>December</i> | 838 722 | 23 217 577 | - |
| Purbalingga | 11 111 417 | 214 611 310 | - |

Lanjutan Tabel/Continued Table 9.1.11

| Bulan Month | Jasa Pendidikan Education Services | Jasa Kesehatan dan Kegiatan Sosial Health Services and Social Activities | Jasa Kemasyarakatan, Sosial Budaya, Hiburan dan Perorangan Lainnya Community, Sociocultural, Entertainment, and Other Individual Services |
|-----------------------------|---|---|--|
| (1) | (14) | (15) | (16) |
| Januari/ <i>January</i> | 3 470 831 | 4 910 962 | 68 853 907 |
| Februari/ <i>February</i> | 3 134 819 | 4 937 201 | 69 392 812 |
| Maret/ <i>March</i> | 3 016 925 | 4 895 089 | 71 445 896 |
| April/ <i>April</i> | 3 155 149 | 4 907 804 | 73 263 863 |
| Mei/ <i>May</i> | 3 128 605 | 4 838 200 | 73 704 100 |
| Juni/ <i>June</i> | 3 196 331 | 4 930 425 | 74 428 381 |
| Juli/ <i>July</i> | 3 174 521 | 4 810 511 | 73 866 610 |
| Agustus/ <i>August</i> | 3 168 229 | 4 931 809 | 75 724 485 |
| September/ <i>September</i> | 3 144 665 | 4 999 210 | 78 145 163 |
| Oktober/ <i>October</i> | 3 138 060 | 4 910 462 | 79 343 973 |
| Nopember/ <i>November</i> | 3 150 514 | 5 697 382 | 80 782 299 |
| Desember/ <i>December</i> | 3 203 451 | 5 802 023 | 94 171 482 |
| Purbalingga | 38 082 102 | 60 571 080 | 913 122 969 |

Lanjutan Tabel/*Continued Table* 9.1.11

| Bulan Month | Jasa Perorangan yang Melayani Rumah Tangga <i>Individual Services which Serve Households</i> | Badan Internasional dan Badan Ekstra Internasional Lainnya <i>International Agency and Other Extra Agency International</i> | Kegiatan yang Belum Jelas Batasannya <i>Business Activities which are not clearly defined</i> |
|-----------------------------|---|--|--|
| (1) | (17) | (18) | (19) |
| Januari/ <i>January</i> | 2 006 495 | - | - |
| Februari/ <i>February</i> | 1 965 962 | - | - |
| Maret/ <i>March</i> | 2 010 609 | - | - |
| April/ <i>April</i> | 1 913 920 | - | - |
| Mei/ <i>May</i> | 1 822 992 | - | - |
| Juni/ <i>June</i> | 1 815 586 | - | - |
| Juli/ <i>July</i> | 1 775 654 | - | - |
| Agustus/ <i>August</i> | 1 710 390 | - | - |
| September/ <i>September</i> | 1 580 372 | - | - |
| Oktober/ <i>October</i> | 1 436 418 | - | - |
| Nopember/ <i>November</i> | 1 410 439 | - | - |
| Desember/ <i>December</i> | 1 798 329 | - | - |
| Purbalingga | 21 247 167 | - | - |

Lanjutan Tabel/*Continued Table* 9.1.11

| Bulan Month | Rumah Tinggal Residential Home | Flat Apartemen Flat Apartment | Ruko dan Rukan Shop and Office |
|-----------------------------|---|--|---|
| (1) | (20) | (21) | (22) |
| Januari/ <i>January</i> | - | - | - |
| Februari/ <i>February</i> | - | - | - |
| Maret/ <i>March</i> | - | - | - |
| April/ <i>April</i> | - | - | - |
| Mei/ <i>May</i> | - | - | - |
| Juni/ <i>June</i> | - | - | - |
| Juli/ <i>July</i> | - | - | - |
| Agustus/ <i>August</i> | - | - | - |
| September/ <i>September</i> | - | - | - |
| Oktober/ <i>October</i> | - | - | - |
| Nopember/ <i>November</i> | - | - | - |
| Desember/ <i>December</i> | - | - | - |
| Purbalingga | - | - | - |

Lanjutan Tabel/*Continued Table* 9.1.11

| Bulan <i>Month</i> | Kendaraan Bermotor <i>Motor Vehicle</i> | Rumah Tangga Keperluan Lainnya <i>Household Other Purposes</i> | Bukan Lapangan Usaha Lainnya <i>Others from Non- Industry Fields</i> |
|-----------------------------|---|--|--|
| (1) | (23) | (24) | (25) |
| Januari/ <i>January</i> | - | - | - |
| Februari/ <i>February</i> | - | - | - |
| Maret/ <i>March</i> | - | - | - |
| April/ <i>April</i> | - | - | - |
| Mei/ <i>May</i> | - | - | - |
| Juni/ <i>June</i> | - | - | - |
| Juli/ <i>July</i> | - | - | - |
| Agustus/ <i>August</i> | - | - | - |
| September/ <i>September</i> | - | - | - |
| Oktober/ <i>October</i> | - | - | - |
| Nopember/ <i>November</i> | - | - | - |
| Desember/ <i>December</i> | - | - | - |
| Purbalingga | - | - | - |

Sumber/*Source*: Otoritas Jasa Keuangan/ *Financial Services Authority*

Tabel
Table 9.1.12**Jumlah Pinjaman Bank Umum Berdasarkan Penggunaan dan Bulan di Kabupaten Purbalingga (ribu rupiah), 2021**
Amount of Credit of Commercial Banks by Type of Credit Used and Month in Purbalingga Regency (thousand rupiahs), 2021

| Bulan Month | Jumlah Rekening Rupiah Number of Rupiah Account | | |
|----------------------|---|--|--|
| | Kredit Modal Kerja (KMK) Working Capital Credit Amount | Kredit Investasi (KI) Investment Credit | Kredit Konsumsi (KK) Consumption Credit |
| (1) | (2) | (3) | (4) |
| Januari/ January | 36 330 | 13 800 | - |
| Pebruari/ February | 36 548 | 13 413 | - |
| Maret/ March | 36 811 | 13 004 | - |
| April/ April | 36 976 | 12 618 | - |
| Mei/ May | 37 043 | 12 307 | - |
| Juni/ June | 37 129 | 11 946 | - |
| Juli/ July | 37 160 | 11 634 | - |
| Agustus/ August | 37 303 | 11 866 | - |
| September/ September | 37 636 | 12 336 | - |
| Oktober/ October | 38 099 | 12 665 | - |
| Nopember/ November | 39 013 | 12 989 | - |
| Desember/ December | 55 665 | 13 244 | - |

Lanjutan Tabel/*Continued Table* 9.1.12

| Bulan Month | Jumlah Rekening Rupiah dan Valas Number of Rupiah and Valas Account | | |
|-----------------------------|--|--|--|
| | Kredit Modal Kerja (KMK) Working Capital Credit Amount | Kredit Investasi (KI) Investment Credit | Kredit Konsumsi (KK) Consumption Credit |
| (1) | (5) | (6) | (7) |
| Januari/ <i>January</i> | 36 330 | 13 800 | - |
| Pebruari/ <i>February</i> | 36 548 | 13 413 | - |
| Maret/ <i>March</i> | 36 811 | 13 004 | - |
| April/ <i>April</i> | 36 976 | 12 618 | - |
| Mei/ <i>May</i> | 37 043 | 12 307 | - |
| Juni/ <i>June</i> | 37 129 | 11 946 | - |
| Juli/ <i>July</i> | 37 160 | 11 634 | - |
| Agustus/ <i>August</i> | 37 303 | 11 866 | - |
| September/ <i>September</i> | 37 636 | 12 336 | - |
| Oktober/ <i>October</i> | 38 099 | 12 665 | - |
| Nopember/ <i>November</i> | 39 013 | 12 989 | - |
| Desember/ <i>December</i> | 55 665 | 13 244 | - |

Lanjutan Tabel/Continued Table 9.1.12

| Bulan Month | Jumlah Bulan Laporan Rupiah Number of Rupiah Report Month | | |
|----------------------|---|--|--|
| | Kredit Modal Kerja (KMK) Working Capital Credit Amount | Kredit Investasi (KI) Investment Credit | Kredit Konsumsi (KK) Consumption Credit |
| (1) | (8) | (9) | (10) |
| Januari/ January | 1 308 360 467 | 369 330 819 | - |
| Pebruari/ February | 1 327 588 693 | 363 078 868 | - |
| Maret/ March | 1 362 873 255 | 357 743 807 | - |
| April/ April | 1 378 248 343 | 350 169 238 | - |
| Mei/ May | 1 386 795 488 | 347 106 970 | - |
| Juni/ June | 1 419 141 766 | 340 165 681 | - |
| Juli/ July | 1 414 052 287 | 332 237 785 | - |
| Agustus/ August | 1 432 830 047 | 358 496 626 | - |
| September/ September | 1 482 170 328 | 386 680 982 | - |
| Oktober/ October | 1 492 953 604 | 409 183 148 | - |
| Nopember/ November | 1 527 411 581 | 427 299 295 | - |
| Desember/ December | 1 896 435 708 | 436 471 589 | - |

Lanjutan Tabel/*Continued Table* 9.1.12

| Bulan Month | Jumlah Bulan Laporan Rupiah and Valas Number of Rupiah and Valas Report Month | | |
|----------------------|--|--|--|
| | Kredit Modal Kerja (KMK) Working Capital Credit Amount | Kredit Investasi (KI) Investment Credit | Kredit Konsumsi (KK) Consumption Credit |
| (1) | (11) | (12) | (13) |
| Januari/ January | 1 308 360 467 | 369 330 819 | - |
| Pebruari/ February | 1 327 588 693 | 363 078 868 | - |
| Maret/ March | 1 362 873 255 | 357 743 807 | - |
| April/ April | 1 378 248 343 | 350 169 238 | - |
| Mei/ May | 1 386 795 488 | 347 106 970 | - |
| Juni/ June | 1 419 141 766 | 340 165 681 | - |
| Juli/ July | 1 414 052 287 | 332 237 785 | - |
| Agustus/ August | 1 432 830 047 | 358 496 626 | - |
| September/ September | 1 482 170 328 | 386 680 982 | - |
| Oktober/ October | 1 492 953 604 | 409 183 148 | - |
| Nopember/ November | 1 527 411 581 | 427 299 295 | - |
| Desember/ December | 1 896 435 708 | 436 471 589 | - |

Sumber/Source: Otoritas Jasa Keuangan/ Financial Services Authority

Tabel
Table 9.1.13

Posisi Pinjaman Valuta Asing Bank Umum pada Usaha Mikro, Kecil, dan Menengah Menurut Lapangan Usaha dan Bulan di Kabupaten Purbalingga (ribu rupiah), 2021
Outstanding of Foreign Exchange Credit for Micro, Small, and Medium Enterprises (MSMEs) Credits of Commercial Banks by Industry and Month in Purbalingga Regency (thousand rupiahs), 2021

| Bulan Month | Pertanian, Perburuan dan Kehutanan Agricultures, Hunting, and Forestry | Perikanan Fishery | Pertambangan dan Penggalian Mining and Quarrying |
|----------------------|---|----------------------|---|
| (1) | (2) | (3) | (4) |
| Januari/ January | - | - | - |
| Februari/ February | - | - | - |
| Maret/ March | - | - | - |
| April/ April | - | - | - |
| Mei/ May | - | - | - |
| Juni/ June | - | - | - |
| Juli/ July | - | - | - |
| Agustus/ August | - | - | - |
| September/ September | - | - | - |
| Oktober/ October | - | - | - |
| Nopember/ November | - | - | - |
| Desember/ December | - | - | - |
| Purbalingga | - | - | - |

Lanjutan Tabel/*Continued Table* 9.1.13

| Bulan <i>Month</i> | Industri Pengolahan <i>Processing Industry</i> | Listrik, Gas dan Air <i>Electricity, Gas, and Water</i> | Konstruksi <i>Construction</i> |
|-----------------------------|--|--|-----------------------------------|
| (1) | (5) | (6) | (7) |
| Januari/ <i>January</i> | - | - | - |
| Februari/ <i>February</i> | - | - | - |
| Maret/ <i>March</i> | - | - | - |
| April/ <i>April</i> | - | - | - |
| Mei/ <i>May</i> | - | - | - |
| Juni/ <i>June</i> | - | - | - |
| Juli/ <i>July</i> | - | - | - |
| Agustus/ <i>August</i> | - | - | - |
| September/ <i>September</i> | - | - | - |
| Oktober/ <i>October</i> | - | - | - |
| Nopember/ <i>November</i> | - | - | - |
| Desember/ <i>December</i> | - | - | - |
| Purbalingga | - | - | - |

Lanjutan Tabel/Continued Table 9.1.13

| Bulan Month | Perdagangan Besar dan Eceran Wholesale and Retail Trade | Penyediaan Akomodasi dan Penyediaan Makan Minum Accommodation, Eat and Drink | Transportasi, Pergudangan dan Komunikasi Transportation, Warehousing, and Communications |
|------------------------|--|---|---|
| (1) | (8) | (9) | (10) |
| Januari/ January | - | - | - |
| Februari/ February | - | - | - |
| Maret/ March | - | - | - |
| April/ April | - | - | - |
| Mei/ May | - | - | - |
| Juni/ June | - | - | - |
| Juli/ July | - | - | - |
| Agustus/ August | - | - | - |
| September/ September | - | - | - |
| Oktober/ October | - | - | - |
| Nopember/ November | - | - | - |
| Desember/ December | - | - | - |
| Purbalingga | - | - | - |

Lanjutan Tabel/*Continued Table* 9.1.13

| Bulan Month | Perantara Keuangan Financial Intermediaries | Real Estate, Usaha Persewaan, dan Jasa Perusahaan Real Estate, Business, Ownership, and Business Services | Administrasi Pemerintahan, Pertahanan dan Jaminan Sosial Wajib Government Administration, Defense, and Compulsory Social Security |
|-----------------------------|--|--|--|
| (1) | (11) | (12) | (13) |
| Januari/ <i>January</i> | - | - | - |
| Februari/ <i>February</i> | - | - | - |
| Maret/ <i>March</i> | - | - | - |
| April/ <i>April</i> | - | - | - |
| Mei/ <i>May</i> | - | - | - |
| Juni/ <i>June</i> | - | - | - |
| Juli/ <i>July</i> | - | - | - |
| Agustus/ <i>August</i> | - | - | - |
| September/ <i>September</i> | - | - | - |
| Oktober/ <i>October</i> | - | - | - |
| Nopember/ <i>November</i> | - | - | - |
| Desember/ <i>December</i> | - | - | - |
| Purbalingga | - | - | - |

Lanjutan Tabel/Continued Table 9.1.13

| Bulan Month | Jasa Pendidikan Education Services | Jasa Kesehatan dan Kegiatan Sosial Health Services and Social Activities | Jasa Kemasyarakatan, Sosial Budaya, Hiburan dan Perorangan Lainnya Community, Sociocultural, Entertainment, and Other Individual Services |
|----------------------|---------------------------------------|---|--|
| (1) | (14) | (15) | (16) |
| Januari/ January | - | - | - |
| Februari/ February | - | - | - |
| Maret/ March | - | - | - |
| April/ April | - | - | - |
| Mei/ May | - | - | - |
| Juni/ June | - | - | - |
| Juli/ July | - | - | - |
| Agustus/ August | - | - | - |
| September/ September | - | - | - |
| Oktober/ October | - | - | - |
| Nopember/ November | - | - | - |
| Desember/ December | - | - | - |
| Purbalingga | - | - | - |

Lanjutan Tabel/*Continued Table* 9.1.13

| Bulan Month | Jasa Perorangan yang Melayani Rumah Tangga <i>Individual Services which Serve Households</i> | Badan Internasional dan Badan Ekstra Internasional Lainnya <i>International Agency and Other Extra Agency International</i> | Kegiatan yang Belum Jelas Batasannya <i>Business Activities which are not clearly defined</i> |
|-----------------------------|---|--|--|
| (1) | (17) | (18) | (19) |
| Januari/ <i>January</i> | - | - | - |
| Februari/ <i>February</i> | - | - | - |
| Maret/ <i>March</i> | - | - | - |
| April/ <i>April</i> | - | - | - |
| Mei/ <i>May</i> | - | - | - |
| Juni/ <i>June</i> | - | - | - |
| Juli/ <i>July</i> | - | - | - |
| Agustus/ <i>August</i> | - | - | - |
| September/ <i>September</i> | - | - | - |
| Oktober/ <i>October</i> | - | - | - |
| Nopember/ <i>November</i> | - | - | - |
| Desember/ <i>December</i> | - | - | - |
| Purbalingga | - | - | - |

Lanjutan Tabel/*Continued Table* 9.1.13

| Bulan Month | Rumah Tinggal Residential Home | Flat Apartemen Flat Apartment | Ruko dan Rukan Shop and Office |
|-----------------------------|---|--|---|
| (1) | (20) | (21) | (22) |
| Januari/ <i>January</i> | - | - | - |
| Februari/ <i>February</i> | - | - | - |
| Maret/ <i>March</i> | - | - | - |
| April/ <i>April</i> | - | - | - |
| Mei/ <i>May</i> | - | - | - |
| Juni/ <i>June</i> | - | - | - |
| Juli/ <i>July</i> | - | - | - |
| Agustus/ <i>August</i> | - | - | - |
| September/ <i>September</i> | - | - | - |
| Oktober/ <i>October</i> | - | - | - |
| Nopember/ <i>November</i> | - | - | - |
| Desember/ <i>December</i> | - | - | - |
| Purbalingga | - | - | - |

Lanjutan Tabel/*Continued Table* 9.1.13

| Bulan Month | Kendaraan Bermotor Motor Vehicle | Rumah Tangga Keperluan Lainnya Household Other Purposes | Bukan Lapangan Usaha Lainnya Others from Non- Industry Fields |
|-----------------------------|---|--|--|
| (1) | (23) | (24) | (25) |
| Januari/ <i>January</i> | - | - | - |
| Februari/ <i>February</i> | - | - | - |
| Maret/ <i>March</i> | - | - | - |
| April/ <i>April</i> | - | - | - |
| Mei/ <i>May</i> | - | - | - |
| Juni/ <i>June</i> | - | - | - |
| Juli/ <i>July</i> | - | - | - |
| Agustus/ <i>August</i> | - | - | - |
| September/ <i>September</i> | - | - | - |
| Oktober/ <i>October</i> | - | - | - |
| Nopember/ <i>November</i> | - | - | - |
| Desember/ <i>December</i> | - | - | - |
| Purbalingga | - | - | - |

Sumber/*Source*: Otoritas Jasa Keuangan/ *Financial Services Authority*

Tabel
Table 9.1.14

Posisi Pinjaman Valuta Asing Bank Umum pada Usaha Mikro, Kecil, dan Menengah Menurut Jenis Penggunaan dan Bulan di Kabupaten Purbalingga (ribu rupiah), 2021
Outstanding of Foreign Exchange Credit for Micro, Small, and Medium Enterprises (MSMEs) Credits of Commercial Banks by Type of Credit Used and Month in Purbalingga Regency (thousand rupiahs), 2021

| Bulan Month | Jumlah Rekening Rupiah Number of Rupiah Account | | |
|----------------------|---|--|--|
| | Kredit Modal Kerja (KMK) Working Capital Credit Amount | Kredit Investasi (KI) Investment Credit | Kredit Konsumsi (KK) Consumption Credit |
| (1) | (2) | (3) | (4) |
| Januari/ January | - | - | - |
| Pebruari/ February | - | - | - |
| Maret/ March | - | - | - |
| April/ April | - | - | - |
| Mei/ May | - | - | - |
| Juni/ June | - | - | - |
| Juli/ July | - | - | - |
| Agustus/ August | - | - | - |
| September/ September | - | - | - |
| Oktober/ October | - | - | - |
| Nopember/ November | - | - | - |
| Desember/ December | - | - | - |

Lanjutan Tabel/*Continued Table* 9.1.14

| Bulan Month | Jumlah Rekening Rupiah dan Valas Number of Rupian and Valas Account | | |
|-----------------------------|--|--|--|
| | Kredit Modal Kerja (KMK) Working Capital Credit Amount | Kredit Investasi (KI) Investment Credit | Kredit Konsumsi (KK) Consumption Credit |
| (1) | (5) | (6) | (7) |
| Januari/ <i>January</i> | 36 330 | 13 800 | - |
| Pebruari/ <i>February</i> | 36 548 | 13 413 | - |
| Maret/ <i>March</i> | 36 811 | 13 004 | - |
| April/ <i>April</i> | 36 976 | 12 618 | - |
| Mei/ <i>May</i> | 37 043 | 12 307 | - |
| Juni/ <i>June</i> | 37 129 | 11 946 | - |
| Juli/ <i>July</i> | 37 160 | 11 634 | - |
| Agustus/ <i>August</i> | 37 303 | 11 866 | - |
| September/ <i>September</i> | 37 636 | 12 336 | - |
| Oktober/ <i>October</i> | 38 099 | 12 665 | - |
| Nopember/ <i>November</i> | 39 013 | 12 989 | - |
| Desember/ <i>December</i> | 55 665 | 13 244 | - |

Lanjutan Tabel/Continued Table 9.1.14

| Bulan Month | Jumlah Bulan Laporan Rupiah Number of Rupiah Month Report | | |
|---------------------|---|--|--|
| | Kredit Modal Kerja (KMK) Working Capital Credit Amount | Kredit Investasi (KI) Investment Credit | Kredit Konsumsi (KK) Consumption Credit |
| | (1) | (8) | (9) |
| Januari/January | - | - | - |
| Pebruari/February | - | - | - |
| Maret/March | - | - | - |
| April/April | - | - | - |
| Mei/May | - | - | - |
| Juni/June | - | - | - |
| Juli/July | - | - | - |
| Agustus/August | - | - | - |
| September/September | - | - | - |
| Oktober/October | - | - | - |
| Nopember/November | - | - | - |
| Desember/December | - | - | - |

Lanjutan Tabel/*Continued Table* 9.1.14

| Bulan Month | Jumlah Bulan Laporan Rupiah dan Valas Number of Rupiah and Valas Month Report | | |
|----------------------|--|--|--|
| | Kredit Modal Kerja (KMK) Working Capital Credit Amount | Kredit Investasi (KI) Investment Credit | Kredit Konsumsi (KK) Consumption Credit |
| | (1) | (11) | (12) |
| Januari/ January | 1 308 360 467 | 369 330 819 | - |
| Pebruari/ February | 1 327 588 693 | 363 078 868 | - |
| Maret/ March | 1 362 873 255 | 357 743 807 | - |
| April/ April | 1 378 248 343 | 350 169 238 | - |
| Mei/ May | 1 386 795 488 | 347 106 970 | - |
| Juni/ June | 1 419 141 766 | 340 165 681 | - |
| Juli/ July | 1 414 052 287 | 332 237 785 | - |
| Agustus/ August | 1 432 830 047 | 358 496 626 | - |
| September/ September | 1 482 170 328 | 386 680 982 | - |
| Oktober/ October | 1 492 953 604 | 409 183 148 | - |
| Nopember/ November | 1 527 411 581 | 427 299 295 | - |
| Desember/ December | 1 896 435 708 | 436 471 589 | - |

Sumber/Source: Otoritas Jasa Keuangan/ Financial Services Authority

Tabel
Table 9.1.15

Posisi Pinjaman (Rupiah dan Valuta Asing) yang Diberikan oleh Bank Konvensional - Persero Menurut Jenis Penggunaan dan Bulan di Kabupaten Purbalingga (ribu rupiah), 2021

Outstanding of Rupiahs and Foreign Exchange Credits Provided by Conventional Banks - State Banks by Type of Credit Used and Month in Purbalingga Regency (thousand rupiahs), 2021

| Bulan Month | Rekening Modal Kerja Working Capital Credit Amount | Rekening Investasi Investment Credit | Rekening Konsumsi Consumption Credit |
|----------------------|---|---|---|
| (1) | (2) | (3) | (4) |
| Januari/ January | 43 693 | 14 014 | 5 236 |
| Februari/ February | 45 171 | 13 602 | 5 189 |
| Maret/ March | 46 668 | 13 164 | 5 181 |
| April/ April | 47 865 | 12 762 | 5 153 |
| Mei/ May | 48 764 | 12 431 | 5 074 |
| Juni/ June | 49 812 | 12 050 | 5 153 |
| Juli/ July | 50 413 | 11 723 | 5 154 |
| Agustus/ August | 51 008 | 11 928 | 5 122 |
| September/ September | 51 776 | 12 412 | 5 050 |
| Oktober/ October | 52 724 | 12 725 | 5 007 |
| Nopember/ November | 54 074 | 13 031 | 4 994 |
| Desember/ December | 54 810 | 13 086 | 4 941 |

Lanjutan Tabel/*Continued Table* 9.1.15

| Bulan Month | Rekening Modal Kerja Working Capital Credit Amount | Rekening Investasi Investment Credit | Rekening Konsumsi Consumption Credit |
|-----------------------------|---|---|---|
| (1) | (5) | (6) | (7) |
| Januari/ <i>January</i> | 1 421 053 904 | 384 135 777 | 327 513 595 |
| Februari/ <i>February</i> | 1 477 756 289 | 376 951 605 | 329 023 670 |
| Maret/ <i>March</i> | 1 543 442 266 | 371 379 976 | 332 505 482 |
| April/ <i>April</i> | 1 578 747 521 | 363 386 547 | 331 266 888 |
| Mei/ <i>May</i> | 1 595 825 123 | 359 035 560 | 329 659 737 |
| Juni/ <i>June</i> | 1 650 930 707 | 351 362 080 | 336 863 106 |
| Juli/ <i>July</i> | 1 648 137 740 | 343 123 020 | 340 203 211 |
| Agustus/ <i>August</i> | 1 670 312 048 | 368 256 467 | 342 524 159 |
| September/ <i>September</i> | 1 715 171 289 | 392 735 464 | 345 236 802 |
| Oktober/ <i>October</i> | 1 730 258 313 | 414 376 691 | 347 872 076 |
| Nopember/ <i>November</i> | 1 781 347 986 | 431 030 397 | 351 155 025 |
| Desember/ <i>December</i> | 1 811 959 024 | 438 204 355 | 354 637 810 |

Sumber/*Source*: Otoritas Jasa Keuangan/ *Financial Services Authority*

Tabel
Table 9.1.16

Posisi Pinjaman (Rupiah dan Valuta Asing) yang Diberikan oleh Bank Umum Konvensional - Pembangunan Daerah Menurut Jenis Penggunaan dan Bulan di Kabupaten Purbalingga (ribu rupiah), 2021
Outstanding of Rupiahs and Foreign Exchange Credits Provided by Conventional Banks - Regional Government Banks by Type of Credit Used and Month in Purbalingga Regency (thousand rupiahs), 2021

| Bulan Month | Jumlah Rekening Number of Account | | |
|----------------------|---|--|--|
| | Kredit Modal Kerja (KMK) Working Capital Credit Amount | Kredit Investasi (KI) Investment Credit | Kredit Konsumsi (KK) Consumption Credit |
| (1) | (2) | (3) | (4) |
| Januari/ January | 918 | 278 | 9 872 |
| Pebruari/ February | 922 | 288 | 9 880 |
| Maret/ March | 932 | 294 | 9 925 |
| April/ April | 943 | 300 | 9 950 |
| Mei/ May | 953 | 300 | 9 925 |
| Juni/ June | 968 | 301 | 9 911 |
| Juli/ July | 993 | 306 | 9 947 |
| Agustus/ August | 1 024 | 317 | 9 996 |
| September/ September | 1 024 | 323 | 9 992 |
| Oktober/ October | 1 018 | 331 | 9 978 |
| Nopember/ November | 1 017 | 347 | 9 970 |
| Desember/ December | 1 008 | 345 | 9 996 |

Lanjutan Tabel/*Continued Table* 9.1.16

| Bulan Month | Jumlah Bulan Laporan Number of Report Month | | |
|----------------------|---|--|--|
| | Kredit Modal Kerja (KMK) Working Capital Credit Amount | Kredit Investasi (KI) Investment Credit | Kredit Konsumsi (KK) Consumption Credit |
| (1) | (5) | (6) | (7) |
| Januari/ January | 95 905 215 | 60 382 569 | 913 824 789 |
| Pebruari/ February | 97 126 986 | 62 295 035 | 913 618 301 |
| Maret/ March | 95 920 168 | 61 954 318 | 917 444 928 |
| April/ April | 99 557 646 | 62 266 287 | 920 547 831 |
| Mei/ May | 106 184 618 | 62 978 570 | 916 124 924 |
| Juni/ June | 106 353 580 | 63 165 383 | 912 700 272 |
| Juli/ July | 113 038 585 | 63 636 560 | 911 985 198 |
| Agustus/ August | 117 668 500 | 66 098 844 | 915 355 054 |
| September/ September | 120 784 625 | 66 900 558 | 915 586 395 |
| Oktober/ October | 120 592 577 | 67 709 182 | 914 048 141 |
| Nopember/ November | 118 408 284 | 69 125 126 | 914 145 018 |
| Desember/ December | 112 989 619 | 69 043 933 | 916 975 184 |

Sumber/Source: Otoritas Jasa Keuangan/ *Financial Services Authority*

Tabel
Table 9.1.17

Posisi Pinjaman (Rupiah dan Valuta Asing) yang Diberikan oleh Bank UMUM Konvensional - Swasta Nasional menurut Jenis Penggunaan dan Bulan di Kabupaten Purbalingga (ribu rupiah), 2021
Outstanding of Rupiahs and Foreign Exchange Credits Provided by Conventional Banks - Private National Banks by Type of Credit Used and Month in Purbalingga Regency (thousand rupiahs), 2021

| Bulan Month | Jumlah Rekening Number of Account | | |
|----------------------|---|--|--|
| | Kredit Modal Kerja (KMK) Working Capital Credit Amount | Kredit Investasi (KI) Investment Credit | Kredit Konsumsi (KK) Consumption Credit |
| (1) | (2) | (3) | (4) |
| Januari/ January | - | - | - |
| Pebruari/ February | - | - | - |
| Maret/ March | - | - | - |
| April/ April | - | - | - |
| Mei/ May | - | - | - |
| Juni/ June | - | - | - |
| Juli/ July | - | - | - |
| Agustus/ August | - | - | - |
| September/ September | - | - | - |
| Oktober/ October | - | - | - |
| Nopember/ November | - | - | - |
| Desember/ December | - | - | - |

Lanjutan Tabel/*Continued Table* 9.1.17

| Bulan Month | Jumlah Bulan Laporan Number of Report Month | | |
|----------------------|---|--|--|
| | Kredit Modal Kerja (KMK) Working Capital Credit Amount | Kredit Investasi (KI) Investment Credit | Kredit Konsumsi (KK) Consumption Credit |
| (1) | (5) | (6) | (7) |
| Januari/ January | - | - | - |
| Pebruari/ February | - | - | - |
| Maret/ March | - | - | - |
| April/ April | - | - | - |
| Mei/ May | - | - | - |
| Juni/ June | - | - | - |
| Juli/ July | - | - | - |
| Agustus/ August | - | - | - |
| September/ September | - | - | - |
| Oktober/ October | - | - | - |
| Nopember/ November | - | - | - |
| Desember/ December | - | - | - |

Sumber/*Source*: Otoritas Jasa Keuangan/ *Financial Services Authority*

Tabel
Table 9.1.18

Posisi Pinjaman (Rupiah dan Valuta Asing) yang Diberikan oleh Bank Umum Konvensional - Kantor Cabang Bank Asing menurut Jenis Penggunaan dan Bulan di Kabupaten Purbalingga (ribu rupiah), 2021
Outstanding of Rupiahs and Foreign Exchange Credits Provided by Conventional Banks - Branches of Foreign Bank by Type of Credit Used and Month in Purbalingga Regency (thousand rupiahs), 2021

| Bulan Month | Jumlah Rekening Number of Account | | |
|----------------------|---|--|--|
| | Kredit Modal Kerja (KMK) Working Capital Credit Amount | Kredit Investasi (KI) Investment Credit | Kredit Konsumsi (KK) Consumption Credit |
| (1) | (2) | (3) | (4) |
| Januari/ January | - | - | - |
| Pebruari/ February | - | - | - |
| Maret/ March | - | - | - |
| April/ April | - | - | - |
| Mei/ May | - | - | - |
| Juni/ June | - | - | - |
| Juli/ July | - | - | - |
| Agustus/ August | - | - | - |
| September/ September | - | - | - |
| Oktober/ October | - | - | - |
| Nopember/ November | - | - | - |
| Desember/ December | - | - | - |

Lanjutan Tabel/*Continued Table* 9.1.18

| Bulan Month | Jumlah Bulan Laporan Number of Report Month | | |
|-----------------------------|---|--|--|
| | Kredit Modal Kerja (KMK) Working Capital Credit Amount | Kredit Investasi (KI) Investment Credit | Kredit Konsumsi (KK) Consumption Credit |
| (1) | (5) | (6) | (7) |
| Januari/ <i>January</i> | - | - | - |
| Pebruari/ <i>February</i> | - | - | - |
| Maret/ <i>March</i> | - | - | - |
| April/ <i>April</i> | - | - | - |
| Mei/ <i>May</i> | - | - | - |
| Juni/ <i>June</i> | - | - | - |
| Juli/ <i>July</i> | - | - | - |
| Agustus/ <i>August</i> | - | - | - |
| September/ <i>September</i> | - | - | - |
| Oktober/ <i>October</i> | - | - | - |
| Nopember/ <i>November</i> | - | - | - |
| Desember/ <i>December</i> | - | - | - |

Sumber/*Source*: Otoritas Jasa Keuangan/ *Financial Services Authority*

Tabel
Table 9.1.19

Posisi Pinjaman (Rupiah dan Valuta Asing) yang Diberikan oleh Bank Umum Syariah - Pembangunan Daerah menurut Jenis Penggunaan dan Bulan di Kabupaten Purbalingga (ribu rupiah), 2021
Outstanding of Rupiahs and Foreign Exchange Credits Provided by Sharia-based Banks - Regional Government Banks by Type of Credit Used and Month in Purbalingga Regency (thousand rupiahs), 2021

| Bulan Month | Jumlah Rekening Number of Account | | |
|----------------------|---|--|--|
| | Kredit Modal Kerja (KMK) Working Capital Credit Amount | Kredit Investasi (KI) Investment Credit | Kredit Konsumsi (KK) Consumption Credit |
| (1) | (2) | (3) | (4) |
| Januari/ January | - | - | - |
| Pebruari/ February | - | - | - |
| Maret/ March | - | - | - |
| April/ April | - | - | - |
| Mei/ May | - | - | - |
| Juni/ June | - | - | - |
| Juli/ July | - | - | - |
| Agustus/ August | - | - | - |
| September/ September | - | - | - |
| Oktober/ October | - | - | - |
| Nopember/ November | - | - | - |
| Desember/ December | - | - | - |

Lanjutan Tabel/*Continued Table* 9.1.19

| Bulan Month | Jumlah Bulan Laporan Number of Report Month | | |
|-----------------------------|---|--|--|
| | Kredit Modal Kerja (KMK) Working Capital Credit Amount | Kredit Investasi (KI) Investment Credit | Kredit Konsumsi (KK) Consumption Credit |
| (1) | (5) | (6) | (7) |
| Januari/ <i>January</i> | - | - | - |
| Pebruari/ <i>February</i> | - | - | - |
| Maret/ <i>March</i> | - | - | - |
| April/ <i>April</i> | - | - | - |
| Mei/ <i>May</i> | - | - | - |
| Juni/ <i>June</i> | - | - | - |
| Juli/ <i>July</i> | - | - | - |
| Agustus/ <i>August</i> | - | - | - |
| September/ <i>September</i> | - | - | - |
| Oktober/ <i>October</i> | - | - | - |
| Nopember/ <i>November</i> | - | - | - |
| Desember/ <i>December</i> | - | - | - |

Sumber/*Source*: Otoritas Jasa Keuangan/ *Financial Services Authority*

Tabel
Table 9.1.20

Posisi Pinjaman (Rupiah dan Valuta Asing) yang Diberikan oleh Bank Umum Syariah - Swasta Nasional menurut Jenis Penggunaan dan Bulan di Kabupaten Purbalingga (ribu rupiah), 2021

Outstanding of Rupiahs and Foreign Exchange Credits Provided by Sharia-based Banks - Private National Banks by Type of Credit Used and Month in Purbalingga Regency (thousand rupiahs), 2021

| Bulan Month | Jumlah Rekening Number of Account | | |
|----------------------|---|--|--|
| | Kredit Modal Kerja (KMK) Working Capital Credit Amount | Kredit Investasi (KI) Investment Credit | Kredit Konsumsi (KK) Consumption Credit |
| (1) | (2) | (3) | (4) |
| Januari/ January | - | - | - |
| Pebruari/ February | - | - | - |
| Maret/ March | - | - | - |
| April/ April | - | - | - |
| Mei/ May | - | - | - |
| Juni/ June | - | - | - |
| Juli/ July | - | - | - |
| Agustus/ August | - | - | - |
| September/ September | - | - | - |
| Oktober/ October | - | - | - |
| Nopember/ November | - | - | - |
| Desember/ December | - | - | - |

Lanjutan Tabel/*Continued Table* 9.1.20

| Bulan Month | Jumlah Bulan Laporan Number of Report Month | | |
|-----------------------------|---|--|--|
| | Kredit Modal Kerja (KMK) Working Capital Credit Amount | Kredit Investasi (KI) Investment Credit | Kredit Konsumsi (KK) Consumption Credit |
| (1) | (5) | (6) | (7) |
| Januari/ <i>January</i> | - | - | - |
| Pebruari/ <i>February</i> | - | - | - |
| Maret/ <i>March</i> | - | - | - |
| April/ <i>April</i> | - | - | - |
| Mei/ <i>May</i> | - | - | - |
| Juni/ <i>June</i> | - | - | - |
| Juli/ <i>July</i> | - | - | - |
| Agustus/ <i>August</i> | - | - | - |
| September/ <i>September</i> | - | - | - |
| Oktober/ <i>October</i> | - | - | - |
| Nopember/ <i>November</i> | - | - | - |
| Desember/ <i>December</i> | - | - | - |

Sumber/*Source*: Otoritas Jasa Keuangan/ *Financial Services Authority*

Tabel
Table 9.1.21**Jumlah Rekening dan Nominal Giro Bank Umum Menurut Bulan di Kabupaten Purbalingga (ribu rupiah), 2021**
Number of Account and Amount Current Account of Bank by Month in Purbalingga Regency (thousand rupiahs), 2021

| Bulan Month | Giro Current Account | | | |
|----------------------|---|---|---------------------------------|-------------------------------|
| | Jumlah Rekening Rupiah Number Rupiah Account | Jumlah Rekening Valas Number Valas Account | Nominal Rupiah Rupiah Amount | Nominal Valas Valas Amount |
| (1) | (2) | (3) | (4) | (5) |
| Januari/ January | 4 070 | 28 | 229 429 776 | 13 663 434 |
| Pebruari/ February | 4 057 | 27 | 267 604 820 | 8 432 978 |
| Maret/ March | 4 180 | 28 | 227 347 273 | 3 703 419 |
| April/ April | 4 185 | 28 | 308 401 910 | 16 185 481 |
| Mei/ May | 4 127 | 28 | 215 677 081 | 14 060 549 |
| Juni/ June | 4 108 | 30 | 250 656 609 | 10 379 165 |
| Juli/ July | 4 176 | 30 | 234 527 939 | 13 484 946 |
| Agustus/ August | 4 151 | 31 | 249 486 830 | 12 283 251 |
| September/ September | 4 176 | 30 | 296 558 408 | 5 030 750 |
| Oktober/ October | 4 191 | 33 | 288 942 114 | 14 102 921 |
| Nopember/ November | 4 286 | 33 | 240 021 319 | 14 119 519 |
| Desember/ December | 4 146 | 33 | 386 069 030 | 48 452 764 |

Sumber/Source: Otoritas Jasa Keuangan/ Financial Services Authority

Tabel
Table 9.1.22

Jumlah Rekening dan Nominal Tabungan Bank Umum Menurut Bulan di Kabupaten Purbalingga (ribu rupiah), 2021
Number of Accounts and Amount of Saving of Commercial Bank by Month in Purbalingga Regency (thousand rupiahs), 2021

| Bulan Month | Tabungan Savings | | | |
|----------------------|---|---|---------------------------------|-------------------------------|
| | Jumlah Rekening Rupiah Number Rupiah Account | Jumlah Rekening Valas Number Valas Account | Nominal Rupiah Rupiah Amount | Nominal Valas Valas Amount |
| (1) | (2) | (3) | (4) | (5) |
| Januari/ January | 1 051 129 | 107 | 1 902 533 033 | 3 248 649 |
| Pebruari/ February | 1 054 999 | 105 | 1 847 910 303 | 3 303 649 |
| Maret/ March | 1 065 041 | 110 | 1 943 348 648 | 3 576 061 |
| April/ April | 1 087 884 | 104 | 2 005 971 263 | 3 329 054 |
| Mei/ May | 1 079 511 | 98 | 2 065 458 970 | 3 285 931 |
| Juni/ June | 1 087 235 | 100 | 2 132 200 863 | 3 621 143 |
| Juli/ July | 1 119 394 | 103 | 2 180 457 418 | 3 703 888 |
| Agustus/ August | 1 149 604 | 101 | 2 167 709 692 | 3 903 470 |
| September/ September | 1 157 447 | 105 | 2 147 412 401 | 4 189 023 |
| Oktober/ October | 1 185 623 | 109 | 2 155 870 301 | 5 753 358 |
| Nopember/ November | 1 203 349 | 109 | 2 176 324 810 | 4 237 913 |
| Desember/ December | 1 209 429 | 110 | 2 226 247 486 | 7 143 105 |

Sumber/Source: Otoritas Jasa Keuangan/ Financial Services Authority

Tabel
Table 9.1.23**Jumlah Rekening dan Nominal Deposito Bank Umum Menurut Bulan di Kabupaten Purbalingga (ribu rupiah), 2021****Number of Accounts and Amount of Time Deposits of Commercial Bank by Month in Purbalingga Regency (thousand rupiahs), 2021**

| Bulan Month | Tabungan Savings | | | |
|----------------------|---|---|---------------------------------|-------------------------------|
| | Jumlah Rekening Rupiah Number Rupiah Account | Jumlah Rekening Valas Number Valas Account | Nominal Rupiah Rupiah Amount | Nominal Valas Valas Amount |
| (1) | (2) | (3) | (4) | (5) |
| Januari/ January | 3 069 | 12 | 580 655 350 | 1 321 011 |
| Pebruari/ February | 3 079 | 12 | 586 963 552 | 1 340 935 |
| Maret/ March | 3 052 | 12 | 600 124 158 | 1 367 824 |
| April/ April | 3 007 | 12 | 585 380 872 | 1 360 348 |
| Mei/ May | 2 992 | 12 | 557 330 951 | 1 344 956 |
| Juni/ June | 2 971 | 12 | 546 208 145 | 1 365 716 |
| Juli/ July | 2 943 | 12 | 536 044 941 | 1 362 222 |
| Agustus/ August | 2 923 | 12 | 528 096 558 | 1 343 968 |
| September/ September | 2 917 | 12 | 518 344 961 | 1 348 246 |
| Oktober/ October | 2 939 | 12 | 548 685 920 | 1 334 624 |
| Nopember/ November | 2 920 | 12 | 543 575 608 | 1 349 338 |
| Desember/ December | 2 890 | 12 | 364 182 997 | 1 342 781 |

Sumber/Source: Otoritas Jasa Keuangan/ Financial Services Authority

Tabel
Table 9.1.24

Posisi Pinjaman (Rupiah) yang Diberikan oleh Bank Perkreditan Rakyat (BPR) pada Kelompok BPR/BPRS Menurut Jenis Penggunaan dan Bulan di Kabupaten Purbalingga (ribu rupiah), 2021
Outstanding of Rupiahs Credits Provided by Rural Banks by Type of Credit Used and Months in Purbalingga Regency (thousand rupiahs), 2021

| Bulan Month | Modal Kerja Working Capital | |
|----------------------|--------------------------------|-------------------|
| | Rekening Account | Nominal Amount |
| (1) | (2) | (3) |
| Januari/ January | 9 296 | 221 615 588 |
| Pebruari/ February | 9 226 | 223 527 302 |
| Maret/ March | 9 219 | 226 128 969 |
| April/ April | 9 260 | 228 213 517 |
| Mei/ May | 9 187 | 225 419 841 |
| Juni/ June | 9 130 | 224 086 180 |
| Juli/ July | 9 110 | 224 016 615 |
| Agustus/ August | 9 075 | 226 693 253 |
| September/ September | 9 023 | 227 436 137 |
| Oktober/ October | 8 953 | 226 675 023 |
| Nopember/ November | 8 893 | 229 296 060 |
| Desember/ December | 8 835 | 230 854 382 |

Lanjutan Tabel/*Continued Table* 9.1.24

| Bulan Month | Investasi Investment | |
|-----------------------------|-------------------------|-------------------|
| | Rekening Account | Nominal Amount |
| (1) | (4) | (5) |
| Januari/ <i>January</i> | 20 | 2 504 027 |
| Pebruari/ <i>February</i> | 19 | 2 811 485 |
| Maret/ <i>March</i> | 19 | 2 766 832 |
| April/ <i>April</i> | 21 | 2 805 023 |
| Mei/ <i>May</i> | 21 | 2 581 256 |
| Juni/ <i>June</i> | 21 | 2 540 188 |
| Juli/ <i>July</i> | 21 | 1 612 088 |
| Agustus/ <i>August</i> | 24 | 1 875 110 |
| September/ <i>September</i> | 25 | 2 065 693 |
| Oktober/ <i>October</i> | 25 | 1 856 735 |
| Nopember/ <i>November</i> | 24 | 1 762 866 |
| Desember/ <i>December</i> | 25 | 2 962 549 |

Lanjutan Tabel/*Continued Table* 9.1.24

| Bulan Month | Konsumsi Consumption | |
|-----------------------------|-------------------------|-------------------|
| | Rekening Account | Nominal Amount |
| (1) | (6) | (7) |
| Januari/ <i>January</i> | 4 424 | 173 171 525 |
| Pebruari/ <i>February</i> | 4 479 | 176 070 300 |
| Maret/ <i>March</i> | 4 517 | 178 534 943 |
| April/ <i>April</i> | 4 524 | 179 926 489 |
| Mei/ <i>May</i> | 4 468 | 179 492 186 |
| Juni/ <i>June</i> | 4 425 | 180 355 155 |
| Juli/ <i>July</i> | 4 427 | 178 991 517 |
| Agustus/ <i>August</i> | 4 450 | 180 880 628 |
| September/ <i>September</i> | 4 503 | 183 416 890 |
| Oktober/ <i>October</i> | 4 587 | 189 604 092 |
| Nopember/ <i>November</i> | 4 633 | 194 600 199 |
| Desember/ <i>December</i> | 4 765 | 202 911 983 |

Sumber/*Source*: Otoritas Jasa Keuangan/ *Financial Services Authority*

Tabel
Table 9.1.25

Jumlah Rekening dan Nominal Tabungan pada BPR Menurut Bulan di Kabupaten Purbalingga (ribu rupiah), 2020 dan 2021
Number of Accounts and Amount of Saving of Rural Banks by Month in Purbalingga Regency (thousand rupiahs), 2020 and 2021

| Bulan Month | 2020 | | 2021 | |
|----------------------|--|---|--|---|
| | Jumlah Rekening Rupiah Number of Rupiah Accounts | Nominal Rupiah Amount of Rupiahs | Jumlah Rekening Rupiah Number of Rupiah Accounts | Nominal Rupiah Amount of Rupiahs |
| (1) | (2) | (3) | (4) | (5) |
| Januari/ January | 130 892 | 320 601 630 | 71 259 | 209 712 837 |
| Pebruari/ February | 132 499 | 321 307 543 | 70 625 | 204 616 144 |
| Maret/ March | 132 149 | 308 766 873 | 70 010 | 201 773 384 |
| April/ April | 130 574 | 296 317 150 | 69 650 | 191 778 448 |
| Mei/ May | 129 796 | 295 003 834 | 69 188 | 200 983 140 |
| Juni/ June | 129 534 | 299 548 530 | 69 412 | 205 718 014 |
| Juli/ July | 128 578 | 309 164 482 | 69 164 | 208 341 717 |
| Agustus/ August | 127 894 | 313 973 296 | 69 565 | 214 802 726 |
| September/ September | 127 479 | 318 282 613 | 69 643 | 215 352 533 |
| Oktober/ October | 127 024 | 326 412 906 | 69 619 | 221 272 021 |
| Nopember/ November | 126 689 | 335 864 110 | 69 462 | 225 267 595 |
| Desember/ December | 125 876 | 349 101 453 | 69 167 | 238 691 925 |

Sumber/Source: Otoritas Jasa Keuangan/ Financial Services Authority

Tabel 9.1.26
Table

Jumlah Rekening dan Nominal Deposito pada BPR Menurut Bulan di Kabupaten Purbalingga (ribu rupiah), 2020 dan 2021
Number of Accounts and Amount of Time Deposits of Rural Banks by Month in Purbalingga Regency (thousand rupiahs), 2020 and 2021

| Bulan Month | 2020 | | 2021 | |
|----------------------|---|-------------------------------------|---|-------------------------------------|
| | Jumlah Rekening Rupiah Number of Rupiah Accounts | Nominal Rupiah Amount of Rupiahs | Jumlah Rekening Rupiah Number of Rupiah Accounts | Nominal Rupiah Amount of Rupiahs |
| (1) | (2) | (3) | (2) | (3) |
| Januari/ January | 4 342 | 444 809 640 | 2 510 | 234 329 015 |
| Pebruari/ February | 4 460 | 471 939 649 | 2 501 | 234 380 450 |
| Maret/ March | 4 385 | 467 861 396 | 2 449 | 232 087 250 |
| April/ April | 4 265 | 454 937 035 | 2 379 | 228 520 300 |
| Mei/ May | 4 179 | 440 159 776 | 2 362 | 227 858 500 |
| Juni/ June | 4 166 | 427 868 554 | 2 345 | 232 046 400 |
| Juli/ July | 4 146 | 417 858 740 | 2 353 | 234 934 700 |
| Agustus/ August | 4 163 | 421 027 582 | 2 336 | 235 479 350 |
| September/ September | 4 194 | 418 516 491 | 2 351 | 236 388 650 |
| Oktober/ October | 4 248 | 418 958 109 | 2 338 | 235 508 150 |
| Nopember/ November | 4 341 | 422 133 605 | 2 332 | 234 703 048 |
| Desember/ December | 4 409 | 423 001 655 | 2 326 | 232 996 594 |

Sumber/Source: Otoritas Jasa Keuangan/ Financial Services Authority

Tabel
Table 9.1.27

**Posisi Pinjaman (Rupiah) yang Diberikan oleh Bank
Pembiayaan Rakyat Syariah (BPRS) pada Kelompok BPR/
BPRS Menurut Jenis Penggunaan dan Bulan di Kabupaten
Purbalingga (ribu rupiah), 2021**
*Outstanding of Rupiahs Credit Provided by Sharia-based
Rural Banks by Month in Purbalingga Regency (thousand
rupiahs), 2021*

| Bulan Month | Jumlah Bulan Lapo Number of Report Month | | |
|----------------------|---|--|---|
| | Kredit Modal Kerja (KMK) Working Capital Credit Amount | Kredit Investasi (KI) Investment Credit | Kredit Konsumsi (KK) Consumption Credit |
| (1) | (2) | (3) | (4) |
| Januari/ January | 29 462 384 | 28 961 986 | 50 149 669 |
| Pebruari/ February | 30 241 883 | 28 736 146 | 50 255 261 |
| Maret/ March | 33 174 992 | 29 632 325 | 50 973 108 |
| April/ April | 34 067 005 | 29 578 770 | 51 957 744 |
| Mei/ May | 35 228 470 | 30 148 587 | 51 010 418 |
| Juni/ June | 36 552 449 | 32 325 103 | 50 015 605 |
| Juli/ July | 39 748 857 | 32 162 001 | 50 463 345 |
| Agustus/ August | 40 566 941 | 33 422 276 | 50 730 161 |
| September/ September | 41 532 949 | 33 774 224 | 50 418 095 |
| Oktober/ October | 43 986 695 | 33 437 333 | 52 008 352 |
| Nopember/ November | 46 405 368 | 34 000 426 | 51 846 509 |
| Desember/ December | 49 186 921 | 35 752 763 | 50 812 466 |

Lanjutan Tabel/*Continued Table* 9.1.27

| Bulan <i>Month</i> | Jumlah Rekening <i>Number of Accounts</i> | | |
|-----------------------------|---|---|--|
| | Kredit Modal Kerja (KMK) <i>Working Capital Credit Amount</i> | Kredit Investasi (KI) <i>Investment Credit</i> | Kredit Konsumsi (KK) <i>Consumption Credit</i> |
| (1) | (5) | (6) | (7) |
| Januari/ <i>January</i> | 532 | 281 | 961 |
| Pebruari/ <i>February</i> | 533 | 274 | 959 |
| Maret/ <i>March</i> | 544 | 272 | 956 |
| April/ <i>April</i> | 564 | 268 | 930 |
| Mei/ <i>May</i> | 563 | 269 | 921 |
| Juni/ <i>June</i> | 572 | 276 | 920 |
| Juli/ <i>July</i> | 563 | 270 | 912 |
| Agustus/ <i>August</i> | 567 | 265 | 904 |
| September/ <i>September</i> | 569 | 274 | 897 |
| Oktober/ <i>October</i> | 576 | 269 | 873 |
| Nopember/ <i>November</i> | 579 | 271 | 857 |
| Desember/ <i>December</i> | 575 | 267 | 829 |

Sumber/*Source*: Otoritas Jasa Keuangan/ *Financial Services Authority*

Tabel
Table 9.1.28

Jumlah Rekening dan Nominal Tabungan pada BPRS Menurut Bulan di Kabupaten Purbalingga (ribu rupiah), 2020 dan 2021
Number of Accounts and Amount of Saving of Sharia-based Rural Banks by Month in Purbalingga Regency (thousand rupiahs), 2020 and 2021

| Bulan Month | 2020 | | 2021 | |
|----------------------|---|-------------------------------------|---|-------------------------------------|
| | Jumlah Rekening Rupiah Number of Rupiah Accounts | Nominal Rupiah Amount of Rupiahs | Jumlah Rekening Rupiah Number of Rupiah Accounts | Nominal Rupiah Amount of Rupiahs |
| (1) | (2) | (3) | (2) | (3) |
| Januari/ January | 26 429 | 56 086 436 | 16 617 | 64 434 316 |
| Pebruari/ February | 26 588 | 56 832 591 | 16 544 | 61 626 651 |
| Maret/ March | 26 155 | 56 025 560 | 16 710 | 68 784 732 |
| April/ April | 26 212 | 55 940 251 | 16 874 | 62 492 035 |
| Mei/ May | 26 224 | 52 980 522 | 17 092 | 65 082 867 |
| Juni/ June | 26 556 | 58 861 180 | 17 395 | 67 164 585 |
| Juli/ July | 26 880 | 57 275 441 | 17 513 | 70 517 748 |
| Agustus/ August | 27 241 | 58 352 502 | 17 639 | 68 996 214 |
| September/ September | 27 668 | 60 332 113 | 17 801 | 70 620 229 |
| Oktober/ October | 28 003 | 62 499 692 | 17 973 | 70 322 586 |
| Nopember/ November | 28 285 | 66 088 346 | 18 145 | 73 619 429 |
| Desember/ December | 28 430 | 68 576 868 | 18 310 | 72 909 304 |

Sumber/Source: Otoritas Jasa Keuangan/ Financial Services Authority

Tabel
Table 9.1.29

Jumlah Rekening dan Nominal Deposito pada BPRS Menurut Bulan di Kabupaten Purbalingga (ribu rupiah), 2020-2021
Number of Accounts and Amount of Time Deposits of Sharia-based Rural Banks by Month in Purbalingga Regency (thousand rupiahs), 2020 and 2021

| Bulan Month | 2020 | | 2021 | |
|----------------------|---|-------------------------------------|---|-------------------------------------|
| | Jumlah Rekening Rupiah Number of Rupiah Accounts | Nominal Rupiah Amount of Rupiahs | Jumlah Rekening Rupiah Number of Rupiah Accounts | Nominal Rupiah Amount of Rupiahs |
| (1) | (2) | (3) | (2) | (3) |
| Januari/ January | 1 163 | 60 283 120 | 1 363 | 67 708 920 |
| Pebruari/ February | 1 140 | 59 412 920 | 1 354 | 67 849 420 |
| Maret/ March | 1 123 | 57 086 520 | 1 346 | 67 410 920 |
| April/ April | 1 133 | 57 074 020 | 1 330 | 65 276 720 |
| Mei/ May | 1 119 | 56 266 020 | 1 367 | 68 309 220 |
| Juni/ June | 1 171 | 58 336 520 | 1 413 | 70 154 220 |
| Juli/ July | 1 172 | 59 697 020 | 1 426 | 71 062 220 |
| Agustus/ August | 1 226 | 62 487 770 | 1 470 | 72 634 220 |
| September/ September | 1 297 | 64 611 220 | 1 510 | 74 212 220 |
| Oktober/ October | 1 333 | 65 117 920 | 1 537 | 76 290 720 |
| Nopember/ November | 1 363 | 65 514 420 | 1 554 | 77 564 220 |
| Desember/ December | 1 420 | 67 578 920 | 1 574 | 77 899 720 |

Sumber/Source: Otoritas Jasa Keuangan/ Financial Services Authority

Tabel
Table 9.1.30**Jumlah Penyaluran Kredit Gadai Semua Produk dan Pelunasan Pada PT Pegadaian (Persero) se-Kabupaten Purbalingga Menurut Bulan Operasi, 2021**
Number of Pawn Lending All Product and Redemption at All Pawnshop of Purbalingga Regency by Operation Month, 2021

| Bulan Month | Kredit Credit | |
|----------------------|--|-------------------------------|
| | Barang Jaminan Insurance Item (Unit) | Uang Pinjaman Loan (Rp) |
| (1) | (2) | (3) |
| Januari/ January | 4 626 | 12 981 694 450 |
| Pebruari/ February | 4 412 | 12 642 991 860 |
| Maret/ March | 5 502 | 15 604 098 200 |
| April/ April | 4 439 | 13 025 603 230 |
| Mei/ May | 4 259 | 12 236 735 358 |
| Juni/ June | 4 679 | 13 764 376 433 |
| Juli/ July | 4 547 | 13 165 187 500 |
| Agustus/ August | 4 578 | 12 638 329 310 |
| September/ September | 4 798 | 13 649 412 198 |
| Oktober/ October | 4 241 | 12 687 088 678 |
| Nopember/ November | 5 440 | 14 561 610 115 |
| Desember/ December | 4 390 | 13 548 355 720 |
| Purbalingga | 55 911 | 160 505 483 052 |

Lanjutan Tabel/*Continued Table* 9.1.30

| Bulan Month | Pelunasan Redemption | |
|-----------------------------|--|-------------------------------|
| | Barang Jaminan Insurance Item (Unit) | Uang Pinjaman Loan (Rp) |
| (1) | (2) | (3) |
| Januari/ <i>January</i> | 2 557 | 7 595 680 000 |
| Pebruari/ <i>February</i> | 1 949 | 5 237 770 000 |
| Maret/ <i>March</i> | 2 439 | 7 436 930 000 |
| April/ <i>April</i> | 2 349 | 6 443 440 000 |
| Mei/ <i>May</i> | 2 145 | 6 261 450 000 |
| Juni/ <i>June</i> | 2 028 | 6 365 380 000 |
| Juli/ <i>July</i> | 1 909 | 6 487 670 000 |
| Agustus/ <i>August</i> | 2 120 | 6 053 250 000 |
| September/ <i>September</i> | 2 071 | 6 408 460 000 |
| Oktober/ <i>October</i> | 2 032 | 5 856 600 000 |
| Nopember/ <i>November</i> | 2 092 | 6 460 430 000 |
| Desember/ <i>December</i> | 2 320 | 7 077 950 000 |
| Purbalingga | 26 011 | 77 685 010 000 |

Sumber/*Source*: PT. Pegadaian (Persero) se-Kabupaten Purbalingga/ *All Pawnshop of Purbalingga Regency*

9.2 KOPERASI COOPERATIVE

Tabel 9.2.1 **Jumlah Koperasi Aktif Menurut Kecamatan di Kabupaten Purbalingga, 2018–2021**
Number of Active Cooperative by Subdistrict in Purbalingga Regency, 2018–2021

| Kecamatan Subdistrict | 2018 | 2019 | 2020 | 2021 |
|--------------------------|------------|------------|------------|------------|
| (1) | (2) | (3) | (4) | (5) |
| Kemangkon | 18 | 18 | 18 | 10 |
| Bukateja | 23 | 23 | 24 | 9 |
| Kejobong | 12 | 12 | 12 | 7 |
| Pengadegan | 6 | 7 | 8 | 6 |
| Kaligondang | 15 | 15 | 16 | 8 |
| Purbalingga | 86 | 86 | 88 | 55 |
| Kalimanah | 37 | 37 | 37 | 21 |
| Padamara | 19 | 19 | 19 | 8 |
| Kutasari | 15 | 15 | 15 | 6 |
| Bojongsari | 15 | 15 | 15 | 5 |
| Mrebet | 14 | 14 | 14 | 6 |
| Bobotsari | 10 | 10 | 11 | 8 |
| Karangreja | 7 | 7 | 7 | 4 |
| Karangjambu | 1 | 1 | 1 | 1 |
| Karanganyar | 7 | 7 | 7 | 3 |
| Kertanegara | 8 | 8 | 8 | 2 |
| Karangmoncol | 8 | 8 | 9 | 4 |
| Rembang | 11 | 11 | 11 | 9 |
| Purbalingga | 312 | 313 | 320 | 172 |

Sumber/Source: Dinas Koperasi dan UMK Kabupaten Purbalingga/
Office of Cooperatives and Micro-Small Industries Purbalingga Regency

Tabel
Table 9.2.2**Jumlah Koperasi Menurut Jenis Koperasi dan Kecamatan di Kabupaten Purbalingga, 2021**
Number of Cooperative by Kind of Cooperative and Subdistrict in Purbalingga Regency, 2021

| Kecamatan Subdistrict | Jenis Koperasi/ Kind of Cooperative | | | | | Jumlah Total |
|--------------------------|-------------------------------------|-----------|-----------|----------|------------------|-----------------|
| | KUD | KPRI | KOPKAR | KOPPAS | Lainnya Other | |
| (1) | (2) | (3) | (4) | (5) | (6) | (7) |
| Kemangkon | 1 | 2 | - | - | 7 | 10 |
| Bukateja | 1 | 5 | - | - | 14 | 20 |
| Kejobong | 1 | 2 | - | - | 7 | 10 |
| Pengadegan | 1 | 1 | - | - | 6 | 8 |
| Kaligondang | 1 | 3 | - | - | 7 | 11 |
| Purbalingga | 1 | 14 | 11 | - | 46 | 72 |
| Kalimananah | 1 | 5 | 1 | - | 16 | 23 |
| Padamara | 1 | 2 | 1 | - | 11 | 15 |
| Kutasari | 1 | 2 | - | 1 | 5 | 9 |
| Bojongsari | 1 | 3 | - | 1 | 7 | 12 |
| Mrebet | 1 | 2 | - | - | 6 | 9 |
| Bobotsari | 1 | 3 | - | - | 6 | 10 |
| Karangreja | 1 | 2 | - | - | 2 | 5 |
| Karangjambu | - | - | - | - | - | - |
| Karanganyar | 1 | 1 | - | - | 3 | 5 |
| Kertanegara | - | 1 | - | - | 5 | 6 |
| Karangmoncol | 1 | 2 | - | - | 7 | 10 |
| Rembang | 1 | 2 | - | - | 7 | 10 |
| Purbalingga | 16 | 52 | 13 | 2 | 162 | 245 |

Sumber/Source: Dinas Koperasi dan UMK Kabupaten Purbalingga/
Office of Cooperatives and Micro-Small Industries Purbalingga Regency

Tabel
Table 9.2.3**Jumlah Koperasi Menurut Badan Hukum dan Kecamatan di Kabupaten Purbalingga, 2021**
Number of Cooperatives by Legal Entity and Subdistrict in Purbalingga Regency, 2021

| Kecamatan Subdistrict | Koperasi Cooperative | |
|--------------------------|--------------------------------|--|
| | Berbadan Hukum Legal Entity | Tidak Berbadan Hukum Without Legal Entity |
| (1) | (2) | (3) |
| Kemangkon | 10 | 7 |
| Bukateja | 20 | 4 |
| Kejobong | 10 | 2 |
| Pengadegan | 8 | - |
| Kaligondang | 11 | 5 |
| Purbalingga | 72 | 15 |
| Kalimanah | 23 | 14 |
| Padamara | 15 | 4 |
| Kutasari | 9 | 6 |
| Bojongsari | 12 | 3 |
| Mrebet | 9 | 5 |
| Bobotsari | 10 | 1 |
| Karangreja | 5 | 2 |
| Karangjambu | - | 1 |
| Karanganyar | 5 | 2 |
| Kertanegara | 6 | 2 |
| Karangmoncol | 10 | - |
| Rembang | 10 | 1 |
| Purbalingga | 245 | 74 |

Sumber/Source: Dinas Koperasi dan UMK Kabupaten Purbalingga/
Office of Cooperatives and Micro-Small Industries Purbalingga Regency

9.3 INVESTASI INVESTMENT

Tabel 9.3.1 Perkembangan Target dan Realisasi Investasi Penanaman Modal Berdasarkan Sektor Lapangan Usaha di Kabupaten Purbalingga, 2021
Development of Target and Realization of Investment by Industry Purbalingga Regency, 2021

| Sektor Sector | Target/ Target | | | Realisasi/ Realization | | |
|--|--|---|--------------------------|---|---|--------------------------|
| | Jumlah Proyek Number of Projects | Nilai Investasi (ribu rupiah) Value of Investment (thousand rupiahs) | Tenaga Kerja Labor | Jumlah Proyek Number of Projects | Nilai Investasi (ribu rupiah) Value of Investment (thousand rupiahs) | Tenaga Kerja Labor |
| (1) | (2) | (3) | (4) | (5) | (6) | (7) |
| Tanaman Pangan dan Perkebunan | ... | ... | ... | 78 | 8 830 092 536 | 263 |
| Peternakan | ... | ... | ... | 104 | 12 588 156 810 | 294 |
| Kehutanan | ... | ... | ... | 1 | 150 000 000 | 3 |
| Perikanan | ... | ... | ... | 41 | 1 156 500 000 | 96 |
| Pertambangan | ... | ... | ... | 5 | 7 513 050 000 | 91 |
| Industri Makanan | ... | ... | ... | 598 | 29 579 347 352 | 2 651 |
| Industri Tekstil | ... | ... | ... | 80 | 21 533 119 185 | 473 |
| Industri Barang dari Kulit dan Alas Kaki | ... | ... | ... | 2 | 120 000 000 | 3 |
| Industri Kayu | ... | ... | ... | 48 | 44 734 271 599 | 1 017 |
| Industri Kertas dan Percetakan | ... | ... | ... | 34 | 4 589 525 060 | 111 |
| Industri Kimia dan Farmasi | ... | ... | ... | 59 | 2 039 399 200 | 473 |
| Industri Karet dan Plastik | ... | ... | ... | 18 | 4 132 470 318 | 20 |
| Industri Mineral Non Logam | ... | ... | ... | 11 | 9 024 000 000 | 70 |

Lanjutan Tabel/Continued Table 9.3.1

| Sektor Sector | Target/ Target | | | Realisasi/ Realization | | |
|---|--|---|--------------------------|---|--|--------------------------|
| | Jumlah Proyek Number of Projects | Nilai Investasi (ribu rupiah) Value of Investment (thousand rupiahs) | Tenaga Kerja Labor | Jumlah Proyek Number of Projects | Nilai Investasi (ribu rupiah) Value of Investment (thousand rupiahs) | Tenaga Kerja Labor |
| (1) | (2) | (3) | (4) | (5) | (6) | (7) |
| Industri Logam, Mesin dan Elektronik | ... | ... | ... | 18 | 1 899 000 000 | 157 |
| Industri Instrumen Kedokteran Presisi Optik dan Jam | ... | ... | ... | 8 | 582 000 000 | 39 |
| Industri Kendaraan Bermotor dan Alat Transportasi Lainnya | ... | ... | ... | 16 | 2 465 000 000 | 108 |
| Industri Lainnya | ... | ... | ... | 251 | 281 984 905 476 | 2 790 |
| Listrik, Gas dan Air | ... | ... | ... | 45 | 21 793 278 462 | 143 |
| Konstruksi | ... | ... | ... | 71 | 84 244 660 393 | 367 |
| Perdagangan dan Reparasi | ... | ... | ... | 1 316 | 296 450 850 285 | 4 391 |
| Hotel dan Restoran | ... | ... | ... | 252 | 136 497 766 564 | 718 |
| Transportasi, Gudang dan Komunikasi | ... | ... | ... | 63 | 216 707 551 476 | 226 |
| Perumahan, Kawasan Industri dan Perkantoran | ... | ... | ... | 28 | 59 952 093 774 | 102 |
| Jasa Lainnya | ... | ... | ... | 338 | 213 575 575 321 | 2 272 |
| Purbalingga | ... | ... | ... | 3 485 | 1 462 142 613 811 | 16 878 |

Sumber/Source: Dinas Penanaman Modal dan Pelayanan Terpadu Satu Pintu Kabupaten Purbalingga/
Purbalingga Regency of Investment and One Stop Integrated Service Office

10

BAB/ CHAPTER

PENGELUARAN PENDUDUK EXPENDITURE



Rata-rata Pengeluaran per Kapita Sebulan Menurut Kelompok Komoditas
di Kabupaten Purbalingga (rupiah), 2021

*Monthly Average Expenditure per Capita by Commodity Group
in Purbalingga Regency (rupiahs), 2021*

FOOD
MAKANAN



NON-FOOD
BUKAN
MAKANAN



47,72% (Rp 429.554)

52,28% (Rp 470.547)

Dua komoditas dengan pengeluaran tertinggi untuk masing-masing kelompok
Two commodities with the highest expenditure for each group

**Makanan dan
Minuman Jadi**

*Prepared Food
& Beverages*



Rp 119.816

Tembakau & Sirih

Tobacco and Betel



Rp 62.181

Perumahan dan fasilitas

rumah tangga

Housing and household facilities



Rp 194.971

Aneka barang & Jasa

Goods and services



Rp 126.205

Pengeluaran Perkapita Penduduk Kabupaten Purbalingga untuk Komoditas Tembakau lebih besar daripada Pengeluaran untuk Bahan Makanan (Padi-Padian), yakni Rp 62.181 untuk Tembakau dan Rp 53.318 untuk Padi-Padian

Purbalingga Regency's Per capita Expenditure for Tobacco Commodities greater than Expenditure on Foodstuffs (Rice), which is Rp 62,181 for Tobacco and Rp. 53,318 for Rice

PENJELASAN TEKNIS

1. Pengeluaran rata-rata per kapita adalah biaya yang dikeluarkan untuk konsumsi semua anggota rumah tangga selama sebulan baik yang berasal dari pembelian, pemberian maupun produksi sendiri dibagi dengan banyaknya anggota rumah tangga dalam rumah tangga tersebut.

TECHNICAL NOTES

1. *Per capita Average Expenditure is the cost spent for all household member consumption during the month, whether from purchasing, giving or own production, divided by the number of household members in the household.*

<https://purbalinggakab.bps.go.id>

ULASAN

Besarnya pendapatan yang diterima rumah tangga dapat menggambarkan kesejahteraan suatu masyarakat. Namun data pendapatan yang akurat sulit diperoleh, sehingga dalam kegiatan Susenas ini didekati melalui data pengeluaran rumah tangga.

Pengeluaran rumah tangga yang terdiri dari pengeluaran makanan dan bukan makanan dapat menggambarkan bagaimana penduduk mengalokasikan kebutuhan rumah tangganya. Walaupun harga antar daerah berbeda, namun nilai pengeluaran rumah tangga masih dapat menunjukkan perbedaan tingkat kesejahteraan penduduk antar provinsi khususnya dilihat dari segi ekonomi.

Rata-rata pengeluaran per kapita sebulan penduduk Kabupaten Purbalingga tahun 2021 tercatat sebesar 900.102 rupiah. Pengeluaran penduduk untuk komoditas bukan makanan lebih tinggi dibandingkan dengan pengeluaran penduduk untuk makanan. Tercatat pengeluaran makanan sebesar 429.554 rupiah. Pengeluaran makanan terbesar dikeluarkan untuk makanan dan minuman jadi lainnya yaitu sebesar 119.816 rupiah.

DESCRIPTION

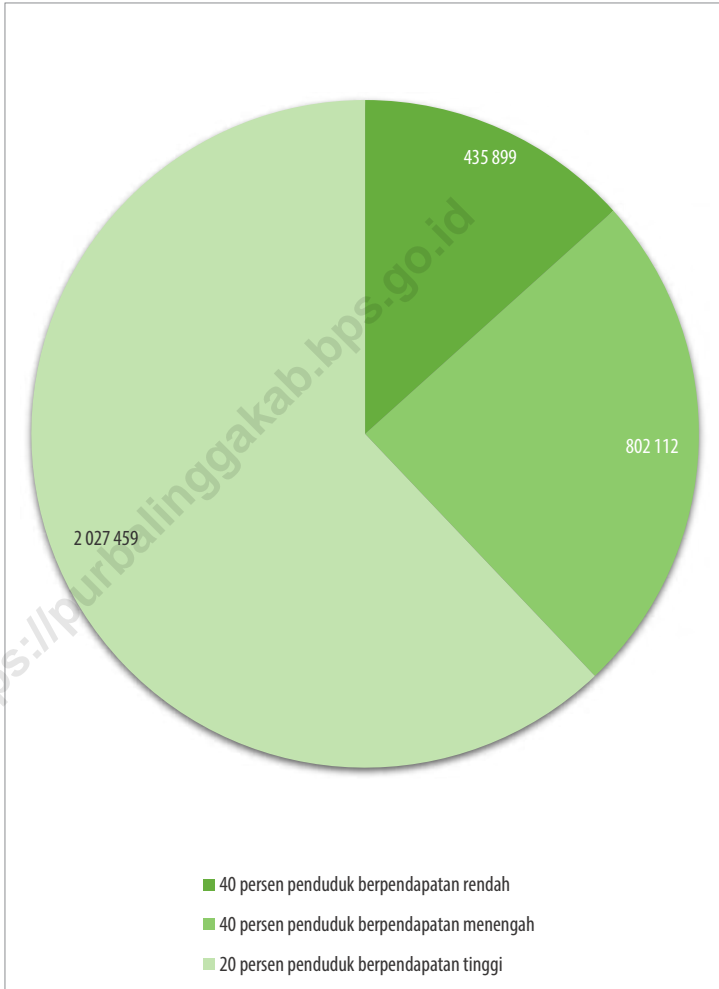
Income of household structure can show the public welfare. However accurate income data difficult to obtain, these data approached by household expenditure in National Socio Economic Survey.

Household expenditure consists of food and non-food expenditure can describe how people allocate their household needs. Although, prices between regions are different, but the value of household expenditure still able to show the difference between welfare of the province, particularly terms of economic.

Expenditure average Per Capita per month in Purbalingga Regency year 2021 amounted to 900.102 rupiah. Non Food Expenditure higher than food expenditure. Food expenditure amounted to 429.554 rupiah. Most of food expenditure is for Prepared food and beverages amounted to 119.816 rupiah.

Gambar 10.1
Figures

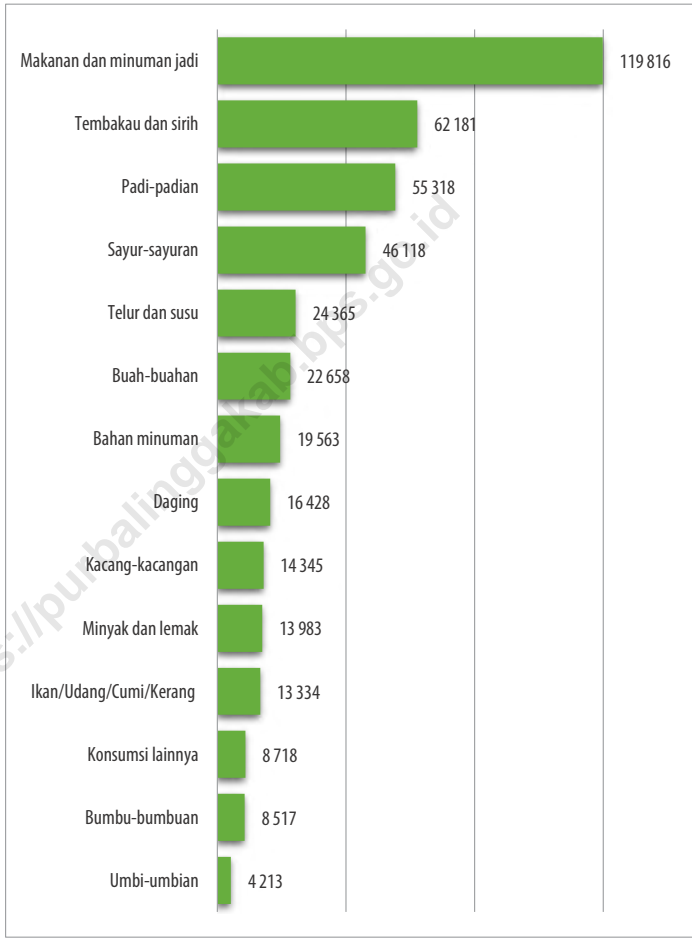
Rata-rata Pengeluaran per Kapita Sebulan Menurut Distribusi Pengeluaran Kriteria Bank Dunia di Kabupaten Purbalingga, 2021
Monthly Average Expenditure Per Capita by Expenditure Distribution of World Bank Criteria in Purbalingga Regency, 2021



Sumber/Source: BPS-Survei Sosial Ekonomi Nasional Maret/ BPS-Statistics, March National Socio Economic Survey

Gambar 10.2
Figures

Rata-rata Pengeluaran per Kapita Untuk Kelompok Komoditas Makanan Sebulan di Kabupaten Purbalingga (rupiah), 2021
Average Expenditure Per Capita for Food Commodity Group Per Month by Type of Commodity in Purbalingga Regency (rupiahs), 2021



Sumber/Source: BPS-Survei Sosial Ekonomi Nasional Maret/ BPS-Statistics, March National Socio Economic Survey

Tabel
Table 10.1

Rata-rata Pengeluaran per Kapita Sebulan Menurut Kelompok Komoditas di Kabupaten Purbalingga (rupiah), 2020 dan 2021
Monthly Average Expenditure per Capita by Commodity Group in Purbalingga Regency (rupiahs), 2020 and 2021

| Kelompok Komoditas/Commodity Group | 2020 | 2021 |
|---|----------------|----------------|
| (1) | (2) | (3) |
| Makanan/Food | | |
| Padi-padian/Cereals | 52 098 | 55 318 |
| Umbi-umbian/Tubers | 2 974 | 4 213 |
| Ikan/udang/cumi/kerang/Fish/shrimp/common squid/shells | 10 143 | 13 334 |
| Daging/Meat | 12 523 | 16 428 |
| Telur dan susu/Eggs and milk | 26 691 | 24 365 |
| Sayur-sayuran/Vegetables | 35 935 | 46 118 |
| Kacang-kacangan/Legumes | 11 995 | 14 345 |
| Buah-buahan/Fruits | 20 843 | 22 658 |
| Minyak dan kelapa/Oil and coconut | 11 005 | 13 983 |
| Bahan minuman/Beverage stuffs | 19 058 | 19 563 |
| Bumbu-bumbuan/Spices | 8 506 | 8 517 |
| Konsumsi lainnya/Miscellaneous food items | 7 736 | 8 718 |
| Makanan dan minuman jadi/Prepared food and beverages | 147 144 | 119 816 |
| Rokok/Cigarettes | 63 857 | 62 181 |
| Jumlah makanan/Total food | 430 508 | 429 554 |
| Bukan makanan/Non-food | | |
| Perumahan dan fasilitas rumah tangga/Housing and household facilities | 189 058 | 194 971 |
| Aneka komoditas dan jasa/Goods and services | 114 716 | 126 205 |
| Pakaian, alas kaki, dan tutup kepala/Clothing, footwear, and headgear | 25 306 | 21 380 |
| Komoditas tahan lama/Durable goods | 82 332 | 70 315 |
| Pajak, pungutan, dan asuransi/Taxes and insurance | 28 965 | 36 593 |
| Keperluan pesta dan upacara/kenduri/Parties and ceremonies | 18 949 | 21 083 |
| Jumlah bukan makanan/Total non-food | 459 326 | 470 547 |
| Jumlah/Total | 889 834 | 900 102 |

Sumber/Source: BPS, Survei Sosial Ekonomi Nasional (Susenas) Maret/BPS-Statistics Indonesia, National Socioeconomic Survey March

Tabel
Table 10.2

Persentase Pengeluaran per Kapita Sebulan Menurut Kelompok Komoditas di Kabupaten Purbalingga, 2020 dan 2021
Percentage of Monthly Expenditure per Capita by Commodity Group in Purbalingga Regency, 2020 and 2021

| Kelompok Komoditas/Commodity Group | 2020 | 2021 |
|---|---------------|---------------|
| (1) | (2) | (3) |
| Makanan/Food | | |
| Padi-padian/Cereals | 5,85 | 6,15 |
| Umbi-umbian/Tubers | 0,33 | 0,47 |
| Ikkan/udang/cumi/kerang/Fish/shrimp/common squid/shells | 1,14 | 1,48 |
| Daging/Meat | 1,41 | 1,83 |
| Telur dan susu/Eggs and milk | 3,00 | 2,71 |
| Sayur-sayuran/Vegetables | 4,04 | 5,12 |
| Kacang-kacangan/Legumes | 1,35 | 1,59 |
| Buah-buahan/Fruits | 2,34 | 2,52 |
| Minyak dan kelapa/Oil and coconut | 1,24 | 1,55 |
| Bahan minuman/Beverage stuffs | 2,14 | 2,17 |
| Bumbu-bumbuan/Spices | 0,96 | 0,95 |
| Konsumsi lainnya/Miscellaneous food items | 0,87 | 0,97 |
| Makanan dan minuman jadi/Prepared food and beverages | 16,54 | 13,31 |
| Rokok/Cigarettes | 7,18 | 6,91 |
| Jumlah makanan/Total food | 48,38 | 47,72 |
| Bukan makanan/Non-food | | |
| Perumahan dan fasilitas rumah tangga/Housing and household facilities | 21,25 | 21,66 |
| Aneka komoditas dan jasa/Goods and services | 12,89 | 14,02 |
| Pakaian, alas kaki, dan tutup kepala/Clothing, footwear, and headgear | 2,84 | 2,38 |
| Komoditas tahan lama/Durable goods | 9,25 | 7,81 |
| Pajak, pungutan, dan asuransi/Taxes and insurance | 3,26 | 4,07 |
| Keperluan pesta dan upacara/kenduri/Parties and ceremonies | 2,13 | 2,34 |
| Jumlah bukan makanan/Total non-food | 51,62 | 52,28 |
| Jumlah/Total | 100,00 | 100,00 |

Sumber/Source: BPS, Survei Sosial Ekonomi Nasional (Susenas) Maret/BPS-Statistics Indonesia, National Socioeconomic Survey March

Tabel
Table 10.3

Rata-rata Pengeluaran per Kapita Sebulan Menurut Distribusi Pengeluaran Kriteria Bank Dunia di Kabupaten Purbalingga, 2020 dan 2021
Monthly Average Expenditure Per Capita by Expenditure Distribution of World Bank Criteria in Purbalingga Regency (rupiahs), 2020 and 2021

| Rata-Pengeluaran per Kapita Sebulan <i>Monthly Average Expenditure Per Capita</i> | 2020 | 2021 |
|---|----------------|----------------|
| (1) | (2) | (3) |
| 40 persen penduduk berpendapatan rendah/ <i>40 percent of the population is low income</i> | 434 753 | 435 899 |
| 40 persen penduduk berpendapatan menengah/ <i>40 percent of the population is middle income</i> | 831 107 | 802 112 |
| 20 persen penduduk berpendapatan tinggi/ <i>40 percent of the population is high income</i> | 1 918 053 | 2 027 459 |
| Jumlah/Total | 889 836 | 900 102 |

Sumber/Source: BPS, Survei Sosial Ekonomi Nasional (Susenas) Maret/BPS-Statistics Indonesia, National Socioeconomic Survey March

Tabel
Table 10.4**Persentase Penduduk Menurut Golongan Pengeluaran Per Kapita di Kabupaten Purbalingga, 2020-2021**
Percentage of Population by Expenditure Group Per Capita in Purbalingga Regency, 2020-2021

| Golongan Pengeluaran Expenditure Group | 2020 | 2021 |
|---|---------------|---------------|
| (1) | (2) | (3) |
| < 150 000 | - | - |
| 150 000-199 999 | - | - |
| 200 000-299 999 | 0,62 | 1,83 |
| 300 000-499 999 | 27,18 | 25,97 |
| 500 000-749 999 | 28,68 | 30,21 |
| 750 000-099 999 | 14,37 | 15,77 |
| 1 000 000-1 499 999 | 20,11 | 15,82 |
| > 1 500 000 | 9,02 | 10,40 |
| Jumlah/Total | 100,00 | 100,00 |

Sumber/Source: BPS, Survei Sosial Ekonomi Nasional (Susenas) Maret/BPS-Statistics Indonesia, National Socioeconomic Survey March

11

BAB/ CHAPTER

PERDAGANGAN TRADE



Penerbitan Nomor Induk Berusaha (NIB) Melalui Online Single Submission

(OSS) di Kabupaten Purbalingga, 2021

Publishing business Identification Number by Online Single Submission (OSS) in Purbalingga Regency, 2021



Jumlah total NIB yang diterbitkan

Total of Business Identification Number Published

3.067 Izin Usaha
Business permit

Penerbitan NIB Tertinggi

Most of Business Identification Number Published

2.713

*Untuk Perusahaan Perseorangan
for Individual Company*

Penerbitan Ijin Usaha Perdagangan Melalui Online Single Submission

(OSS) di Kabupaten Purbalingga, 2021

Publishing Trade Business License by Online Single Submission in Purbalingga Regency (rupiahs), 2021

*Sumber/ Source: Dinas Penanaman Modal dan Pelayanan Terpadu Satu Pintu Kabupaten Purbalingga/
Purbalingga Regency of Investment and One Stop Integrated Service Office*



Penerbitan Usaha kembali furun di 2021 karena pandemi yang masih belum reda.

Business Publishing has dropped again in 2021 due to the pandemic that still hasn't subsided.



PENJELASAN TEKNIS

1. Perseroan Terbatas adalah badan hukum yang merupakan persekutuan modal, didirikan berdasarkan perjanjian, melakukan kegiatan usaha dengan modal dasar yang seluruhnya terbagi dalam saham dan memenuhi persyaratan yang ditetapkan dalam Undang-Undang ini serta peraturan pelaksanaannya (Undang-Undang Nomor 40 Tahun 2007 Tentang Perseroan Terbatas, Pasal 1)
2. Persekutuan Komanditer adalah Perseroan yang terbentuk dengan cara meminjamkan uang atau disebut juga Perseroan Komanditer, didirikan antara seseorang atau antara beberapa orang persero yang bertanggung jawab secara tanggung renteng untuk keseluruhannya, dan satu orang atau lebih sebagai pemberi pinjaman uang (Kitab Undang-Undang Hukum Dagang, pasal 19).
3. Perseroan Firma adalah suatu perseroan yang didirikan untuk melakukan suatu usaha dibawah satu nama bersama (Kitab Undang-Undang Hukum Dagang, pasal 16).
4. Dalam Perseroan Firma tiap-tiap persero bertanggung jawab secara tanggung renteng untuk seluruhnya atas perikatan-perikatan perseroannya (Kitab

TECHNICAL NOTES

1. *Limited Liability Company is a legal entity which is a partnership of capital, established under the agreement, engages in business activities with the authorized capital wholly divided into shares and meets the requirements stipulated in this Law and its implementing regulations (2007, Law Number 40 Concerning Limited Liability Company, Article 1).*
2. *Comanditaire Venotschap is the Company formed by lending money, called a Comanditaire Liability Company, established between a person or between several shareholders jointly responsible for the whole, and one or more persons as money lenders (Book of the Law of Commerce, article 19).*
3. *Firma Company is a company established to undertake a business under one common name (Book of Commercial Law, article 16).*
4. *Firm Company each of Persero is jointly and severally liable for all of its company's engagements (The Law of Commerce, article 18).*

- Undang-Undang Hukum Dagang, pasal 18).
5. Daftar Perusahaan adalah daftar catatan resmi yang diadakan menurut atau berdasarkan ketentuan Undang-Undang ini dan atau peraturan-peraturan pelaksanaannya, dan memuat hal-hal yang wajib didaftarkan oleh setiap perusahaan serta disahkan oleh pejabat yang berwenang dari kantor pendaftaran perusahaan; (Undang-Undang Nomor 3 Tahun 1982 Tentang Wajib Daftar Perusahaan, Pasal 1).
 6. Tanda Daftar Perusahaan yang selanjutnya disebut TDP adalah surat tanda pengesahan yang diberikan oleh Kantor Pendaftaran Perusahaan kepada perusahaan yang telah melakukan pendaftaran perusahaan (Peraturan Menteri Perdagangan Republik Indonesia Nomor 37/M-DAG/PER/9/2207 Tentang Penyelenggaraan Pendaftaran Perusahaan, Pasal 1).
 7. Surat Izin Usaha Perdagangan yang selanjutnya disebut SIUP adalah Surat Izin untuk dapat melaksanakan kegiatan usaha perdagangan (Peraturan Menteri Perdagangan Republik Indonesia Nomor 36/M-DAG/PER/9/2207 Tentang Penerbitan Surat Izin Usaha Perdagangan, Pasal 1).
5. *Company Register is list of official records held under the provisions and implementing regulations, contains items which must be registered by each company and authorized by authorities company registration office; (Law No. 3/1982 Obligation of Corporate Registry, Article 1).*
 6. *Company Registration Certificate is a validation letter given by the Company Registration Office to companies that have registered company (Regulation of Minister of Trade No. 37 / M-DAG / PER / 9/2207 about Implementation of Company Registration, Article 1).*
 7. *Trade Business License is a Letter of Permit to be able to implement business activities of trade (Regulation of Minister of Trade No. 36 / M-DAG / PER / 9/2207 Publishing of Trade License, Article 1).*

ULASAN

Banyaknya penerbitan Nomor Induk Berusaha pada Dinas Penanaman Modal dan Pelayanan Terpadu Satu Pintu (DPMPTSP) Kabupaten Purbalingga tahun 2021 tercatat sebanyak 3.067 nomor.

Apabila dirinci yaitu Perseroan Terbatas (PT) sebanyak 132 perusahaan, Koperasi sebanyak 12 perusahaan, Persekutuan Komanditer (CV) sebanyak 190 perusahaan, Perusahaan Perorangan (PO) sebanyak 2.713 perusahaan, Bentuk usaha lain sebanyak 16 perusahaan dan 4 buah yayasan.

Sementara itu jumlah penerbitan izin usaha perdagangan melalui *Online Single Submission (OSS)* pada tahun 2021 sebanyak 639 izin usaha. Penerbitan tertinggi pada bulan Maret sebanyak 121 izin.

DESCRIPTION

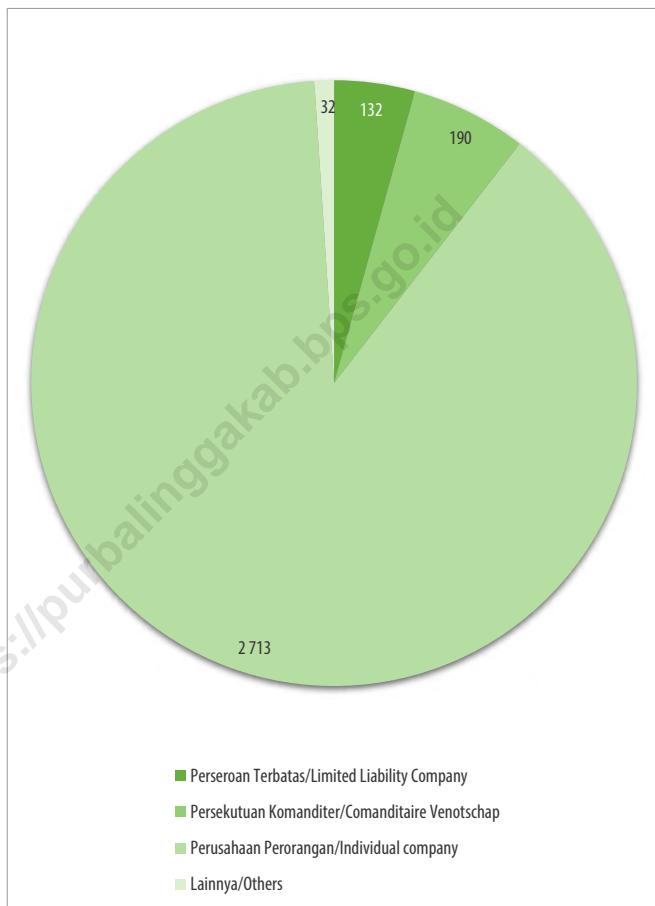
Number of publishing Business Identification Number by Purbalingga Regency of Investment and One Stop Integrated Service Office 2021 were 3.067 numbers.

If detailed, Limited Liability Company as many as 132 companies, Cooperatives by 12 companies Comanditaire Venotschap (CV) by 190 companies, Individual Company as many as 2.713 companies, other business type 16 companies and 4 Foundation.

Meanwhile, total number of Publishing Letter of Business Permit through Online Single Submission (OSS) are 639 permits on 2021. The highest permit published on March as much 121 permits.

Gambar 11.1
Figures

Jumlah Penerbitan Nomor Induk Berusaha (NIB) Melalui Online Single Submission (OSS) Menurut Jenis Badan Usaha di Kabupaten Purbalingga, 2021
Number of Publishing Business Identification Number Through Online Single Submission (OSS) by Type of Business in Purbalingga Regency, 2021

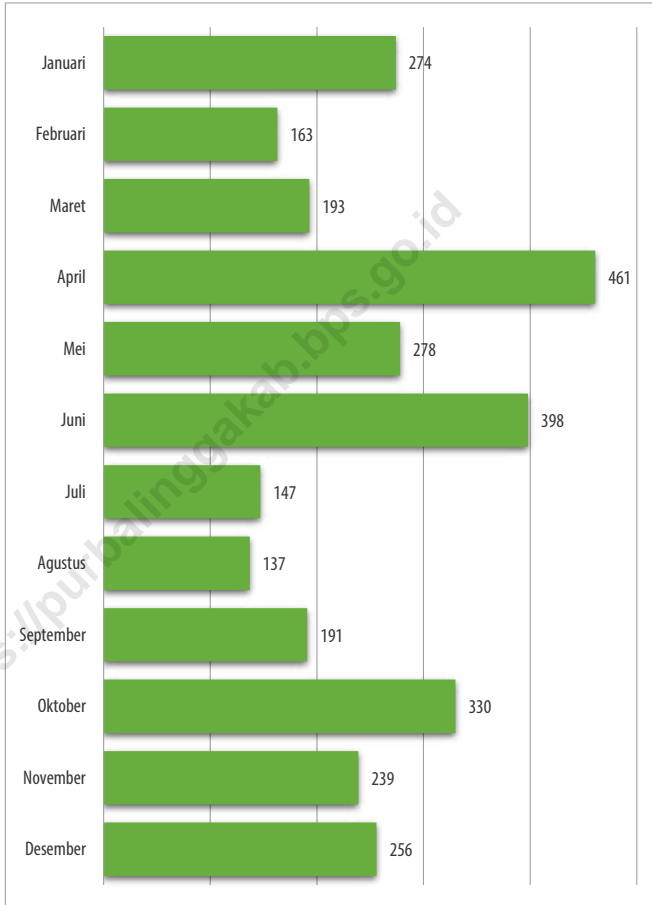


Keterangan: Lainnya terdiri dari 12 koperasi, 4 yayasan, dan 16 bentuk usaha lain/
Others consist of 12 cooperatives, 4 foundations, and 16 other business type

Sumber/Source: Dinas Penanaman Modal dan Pelayanan Terpadu Satu Pintu Kabupaten Purbalingga/Purbalingga Regency of Investment and One Stop Integrated Service Office

Gambar 11.2
Figures

Jumlah Penerbitan Nomor Induk Berusaha (NIB) Melalui Online Single Submission (OSS) Menurut Bulan di Kabupaten Purbalingga, 2021
Number of Publishing Business Identification Number Through Online Single Submission (OSS) by Month in Purbalingga Regency, 2021



Sumber/Source: Dinas Penanaman Modal dan Pelayanan Terpadu Satu Pintu Kabupaten Purbalingga/Purbalingga Regency of Investment and One Stop Integrated Service Office

Tabel
Table 11.1**Jumlah Sarana Perdagangan Menurut Jenisnya di
Kabupaten Purbalingga, 2018–2021**
**Number of Trading Facilities by Type of Facility in
Purbalingga Regency, 2018–2021**

| Jenis Sarana Perdagangan <i>Type of Trading Facilities</i> | 2018 | 2019 | 2020 | 2021 |
|--|-------------|-------------|-------------|-------------|
| (1) | (2) | (3) | (4) | (5) |
| Pasar/Market | 59 | 66 | 76 | 65 |
| Toko Swalayan/ Supermarket | 60 | 60 | 62 | 18 |
| Kios | ... | ... | ... | ... |
| Warung | ... | ... | ... | ... |
| Jumlah/Total | 119 | 126 | 138 | 83 |

Catatan/Note: Pasar yang dimaksud termasuk pasar desa, sejumlah 44 pasar pada tahun 2020/
Markets include village markets, a total of 44 in 2020

Sumber/Source: Dinas Perindustrian dan Perdagangan Kabupaten Purbalingga/Purbalingga Regency of Industry and Commerce Office

Tabel
Table 11.2

Jumlah Penerbitan Nomor Induk Berusaha (NIB) Melalui Online Single Submission (OSS) Menurut Bulan di Kabupaten Purbalingga, 2021
Number of Publishing Business Identification Number Through Online Single Submission (OSS) by Month in Purbalingga Regency, 2021

| Bulan Month | Perseroan Terbatas Limited Liability Company | Koperasi Cooperative | Persekutuan Komanditer Comanditaire Venotschap | Firma firm |
|----------------------|---|-------------------------|---|---------------|
| (1) | (2) | (3) | (4) | (5) |
| Januari/ January | 7 | 1 | 12 | - |
| Pebruari/ February | 4 | 2 | 14 | - |
| Maret/March | 9 | - | 17 | - |
| April/April | 3 | 2 | 7 | - |
| Mei/May | 2 | - | 5 | - |
| Juni/June | 3 | 2 | 8 | - |
| Juli/July | - | - | 5 | - |
| Agustus/ August | 6 | - | 12 | - |
| September/ September | 23 | - | 26 | - |
| Oktober/ October | 30 | - | 30 | - |
| Nopember/ November | 21 | 2 | 21 | - |
| Desember/ December | 24 | 3 | 33 | - |
| Purbalingga | 132 | 12 | 190 | - |

Lanjutan Tabel/*Continued Table 11.2*

| Bulan Month | Perusahaan Perorangan Individual company | Bentuk Usaha Lain Other Bussines Type | Yayasan Foundation | Jumlah Total |
|-----------------------------|---|--|-----------------------|-----------------|
| (1) | (2) | (3) | (4) | (5) |
| Januari/ <i>January</i> | 252 | 1 | 1 | 274 |
| Pebruari/ <i>February</i> | 142 | 1 | - | 163 |
| Maret/ <i>March</i> | 165 | 1 | 1 | 193 |
| April/ <i>April</i> | 449 | - | - | 461 |
| Mei/ <i>May</i> | 271 | - | - | 278 |
| Juni/ <i>June</i> | 384 | 1 | - | 398 |
| Juli/ <i>July</i> | 142 | - | - | 147 |
| Agustus/ <i>August</i> | 118 | - | 1 | 137 |
| September/ <i>September</i> | 141 | 1 | - | 191 |
| Oktober/ <i>October</i> | 267 | 2 | 1 | 330 |
| Nopember/ <i>November</i> | 191 | 4 | - | 239 |
| Desember/ <i>December</i> | 191 | 5 | - | 256 |
| Purbalingga | 2 713 | 16 | 4 | 3 067 |

Sumber/*Source*: Dinas Penanaman Modal dan Pelayanan Terpadu Satu Pintu Kabupaten Purbalingga/
Purbalingga Regency of Investment and One Stop Integrated Service Office

Tabel
Table 11.3

Jumlah Penerbitan Izin Usaha Perdagangan Melalui Online Single Submission (OSS) Menurut Bulan di Kabupaten Purbalingga, 2019-2021
Number of Publishing Trade Business License Through Online Single Submission (OSS) by Month in Purbalingga Regency, 2019-2021

| Bulan Month | 2019 | 2020 | 2021 |
|----------------------|--------------|------------|------------|
| (1) | (2) | (3) | (4) |
| Januari/ January | 93 | 52 | 80 |
| Pebruari/ February | 79 | 71 | 73 |
| Maret/March | 106 | 61 | 121 |
| April/April | 72 | 62 | 73 |
| Mei/May | 187 | 53 | 27 |
| Juni/June | 81 | 40 | 43 |
| Juli/July | 295 | 108 | 27 |
| Agustus/ August | 80 | 72 | - |
| September/ September | 171 | 28 | - |
| Oktober/ October | 87 | 60 | 10 |
| Nopember/ November | 110 | 49 | 68 |
| Desember/ December | 56 | 42 | 117 |
| Purbalingga | 1 417 | 698 | 639 |

Catatan/Note: Per Agustus 2021 Sesuai UU Nomor 11 Tahun 2020 Tentang Cipta Kerja, nomenklatur Perizinan Berusaha sudah tidak lagi berbentuk izin tapi dibagi per resiko dan bentuk Perizinan Berusahanya/As of August 2021, in accordance with Law Number 11 of 2020 concerning Job Creation, the nomenclature of Business Licensing is no longer in the form of permits but is divided by risk and form of Business Licensing.

Istilah SIUP tidak lagi dipakai dalam OSS RBA. Adapun resiko yang dimaksud adalah resiko rendah, menengah rendah dan menengah tinggi serta resiko tinggi tergantung KBLI dan skala usahanya/The term SIUP is no longer used in the OSS RBA.

The risk in question is low risk, medium low and medium high and high risk depending on the KBLI and its business scale. Untuk resiko rendah perizinan usahanya berupa NIB, Resiko menengah rendah perizinan usahanya berupa NIB dan sertifikat standar yang merupakan pernyataan mandiri, Resiko Menengah Tinggi perizinan usahanya berupa NIB dan Sertifikat Standar yang dikeluarkan oleh K/L/D/I terkait dan Resiko Tinggi perizinan berupa NIB dan Izin/For low-risk business licensing in the form of NIB, medium-low risk for business licensing in the form of NIB and standard certificates which are independent statements, Medium-High Risk for business licenses in the form of NIB and Standard Certificates issued by related K/L/D/I and High-risk licensing in the form of NIB and Permission.

Sumber/Source: Dinas Penanaman Modal dan Pelayanan Terpadu Satu Pintu Kabupaten Purbalingga/
Purbalingga Regency of Investment and One Stop Integrated Service Office

12

BAB/ CHAPTER

SISTEM NERACA REGIONAL

SYSTEM OF REGIONAL ACCOUNT



Laju Pertumbuhan PDRB Seri 2010

Menurut Lapangan Usaha

(2010 Version) GRDP Growth Rate by Industrial Classification

LAJU PERTUMBUHAN PDRB KABUPATEN PURBALINGGA

2021 Purbalingga Regency GRDP
Growth Rate along 2021

3,19%

Naik 4,42 persen dibanding 2020
Increased 4.42% compared to 2020

PDRB SERI 2010 ATAS DASAR HARGA BERLAKU MENURUT LAPANGAN USAHA, 2021

(2010 Version) Gross Regional Domestic Product at Current
Market Prices by Industrial Origin, 2020

26.393,8

Miliar Rupiah/ Billion Rupiahs

28,1%

#1. Industri Pengolahan
#1. Manufacture Industry

26,5%

#2. Pertanian, Kehutanan,
Perikanan

#2. Agriculture, Forestry, and Fishery

12,6%

#3. Perdagangan Besar dan Eceran
Reparasi Mobil dan Sepeda Motor

#3. Wholesale and Retail, Repair Cars
and Motorcycles

PENJELASAN TEKNIS**TECHNICAL NOTES**

1. Penghitungan statistik neraca nasional mengikuti buku petunjuk yang diterbitkan oleh Perserikatan Bangsa Bangsa (PBB) dikenal sebagai Sistem Neraca Nasional (SNN). SNN adalah rekomendasi internasional tentang bagaimana menyusun ukuran aktivitas ekonomi yang sesuai dengan standar neraca baku yang didasarkan pada prinsip-prinsip ekonomi. Rekomendasi yang dimaksud dinyatakan dalam sekumpulan konsep, definisi, klasifikasi, dan aturan neraca yang disepakati secara internasional dalam mengukur indikator tertentu seperti Produk Domestik Bruto (PDB). Salah satu bentuk adaptasi pencatatan statistik nasional adalah melakukan perubahan tahun dasar PDB Indonesia dari tahun 2000 ke 2010. Perubahan tahun dasar PDB dilakukan seiring dengan mengadopsi rekomendasi PBB yang tertuang dalam Sistem Neraca Nasional 2008 (SNA 2008).

2. Produk Domestik Regional Bruto (PDRB) pada tingkat regional (kabupaten) menggambarkan kemampuan suatu wilayah untuk menciptakan nilai tambah pada suatu waktu tertentu. Untuk menyusun PDRB digunakan 2 pendekatan, yaitu lapangan usaha dan pengeluaran. Keduanya

1. *The method used to estimate national accounts statistics is based on the standard guidelines formed by United Nation known as System of National Accounts (SNA). SNA is the internationally agreed standard set of recommendations on how to compile measures of economic activity in accordance with strict accounting conventions based on economic principles. The recommendations are expressed in term of a set of concepts, definitions, classifications and accounting rules that comprise the internationally agreed standard for measuring indicators such as Gross Domestic Product (GDP). One of the improvement in the national statistical system is to rebase GDP form base year 2000 to 2010 in order to capture current economic condition. It is in line with the United Nations (UN) recommendation on 2008 SNA.*

2. *The basic measure of the value added arising from economic activity is known as Gross Regional Domestic Product (GRDP) at the regional level (regencies). To compile these statistics, two approaches have been used, i.e. "production approach" and "expenditure approach". The first*

menyajikan komposisi data nilai tambah dirinci menurut sumber kegiatan ekonomi (lapangan usaha) dan menurut komponen penggunaannya. PDRB dari sisi lapangan usaha merupakan penjumlahan seluruh komponen nilai tambah bruto yang mampu diciptakan oleh sektor-sektor ekonomi atas berbagai aktivitas produksinya. Sedangkan dari sisi pengeluaran menjelaskan tentang penggunaan dari nilai tambah tersebut.

3. PDRB menurut lapangan usaha mengalami perubahan klasifikasi dari 9 lapangan usaha menjadi 17 lapangan usaha. PDRB menurut lapangan usaha dirinci menurut total nilai tambah dari seluruh sektor ekonomi yang mencakup lapangan usaha Pertanian, Kehutanan, dan Perikanan; Pertambangan dan Penggalian; Industri Pengolahan; Pengadaan Listrik dan Gas; Pengadaan Air, Pengelolaan Sampah, Limbah dan Daur Ulang; Konstruksi; Perdagangan Besar dan Eceran, Reparasi Mobil dan Sepeda Motor; Transportasi dan Pergudangan; Penyediaan Akomodasi dan Makan Minum; Informasi dan Komunikasi; Jasa Keuangan dan Asuransi; Real Estat; Jasa Perusahaan; Administrasi Pemerintahan, Pertahanan dan Jaminan Sosial Wajib; Jasa Pendidikan; Jasa Kesehatan dan

approach is to measure value added produced by various kinds of economic activities, while the second approach is to measure final uses of the country's output. In other words, GRDP is the sum of total value added produced by all economic industries (activities) and the way of using it.

3. *GRDP by industry classification changes from 9 sectors to 17 industries. GRDP by industry is classified by types of economic activities such as Agriculture, Forestry and Fishing; Mining and Quarrying; Manufacturing; Electricity and Gas; Water supply, Sewerage, Waste Management and Remediation Activities; Construction; Wholesale and Retail Trade; Repair of Motor Vehicles and Motorcycles; Transportation and Storage; Accommodation and Food Service Activities; Information and Communication; Financial and Insurance Activities; Real Estate Activities; Business Activities; Public Administration; Defence and Compulsory Social Security; Education; Human Health and Social Work Activities; and Other Services Activities..*

Kegiatan Sosial; dan Jasa lainnya.

4. PDRB menurut pengeluaran mengalami perubahan klasifikasi dimana pengeluaran konsumsi Lembaga Non Profit yang Melayani Rumah Tangga (LNPRM) yang sebelumnya termasuk bagian dari pengeluaran konsumsi rumah tangga menjadi komponen terpisah. Sehingga klasifikasi PDRB menurut pengeluaran dirinci menjadi 7 komponen yaitu komponen pengeluaran konsumsi rumah tangga, pengeluaran konsumsi LNPRM, pengeluaran konsumsi pemerintah, pembentukan modal tetap bruto, perubahan inventori, ekspor barang dan jasa, dan impor barang dan jasa.
4. *GRDP by expenditure classification changes where consumption expenditure Non-profit Institutions Serving Households (NPISH) previously included as part of household consumption expenditure is taken out into separate component. So that, GRDP by type of expenditures is classified into: household consumption expenditure, NPISH consumption expenditure, government consumption expenditure, gross fixed capital formation, changes in inventories, exports of goods and services, and imports of goods and services.*
5. Produk Domestik Regional Bruto maupun agregat turunannya disajikan dalam 2 (dua) versi penilaian, yaitu atas dasar "harga berlaku" dan atas dasar "harga konstan". Disebut sebagai harga berlaku karena seluruh agregat dinilai dengan menggunakan harga pada tahun berjalan, sedangkan harga konstan penilaiannya didasarkan kepada harga satu tahun dasar tertentu, dalam publikasi ini digunakan harga tahun 2010.
5. *GRDP and its aggregations are presented in two forms: at current market prices and at constant base year market prices. In presenting current market prices, all aggregates are valued at current market prices, while base year constant market prices are shown by valuing all aggregates at fixed base year prices. Year of 2010 is used as the base year in this publication.*
6. Laju pertumbuhan Produk Domestik Regional Bruto diperoleh dari perhitungan
6. *Growth rate of Gross Regional Domestic Product is derived from GRDP at constant market prices. It*

PDRB atas dasar harga konstan. Diperoleh dengan cara mengurangi nilai PDRB pada tahun ke-n terhadap nilai pada tahun ke n-1 (tahun sebelumnya), dibagi dengan nilai pada tahun ke n-1, dikalikan dengan 100 persen. Laju pertumbuhan menunjukkan perkembangan agregat pendapatan dari satu waktu tertentu terhadap waktu sebelumnya

is obtained by subtracting the value of GRDP year n with the value of GRDP year n-1, divided by the value of GRDP year n-1 then multiplied by 100 percent. The growth rate of GRDP explains the income growth during the given period.

<https://purbalinggakab.bps.go.id>

ULASAN**DESCRIPTION****A. UMUM**

Data PDRB menggambarkan kemampuan mengelola sumber daya alam dan sumber daya manusia yang dimiliki untuk melakukan suatu proses produksi. Oleh karena itu besaran PDRB yang dihasilkan oleh suatu wilayah sangat tergantung kepada potensi sumber daya alam dan faktor produksi daerah tersebut.

B. PERTUMBUHAN EKONOMI

Pandemi COVID-19 memberi dampak yang luar biasa terhadap kondisi perekonomian global, nasional, maupun regional, termasuk Kabupaten Purbalingga. Kinerja ekonomi Kabupaten Purbalingga tahun 2021 secara makro berangsur membaik. Pertumbuhan ekonomi Kabupaten Purbalingga pada tahun 2021 mencapai nilai 3,19 persen. Angka ini meningkat dari pertumbuhan ekonomi tahun sebelumnya yaitu -1,18 persen. Namun demikian dari sisi produksi, masih terdapat 4 lapangan usaha yang mengalami kontraksi. Sektor yang mengalami kontraksi paling besar adalah Sektor Jasa Kesehatan dan Kegiatan Sosial, yaitu sebesar -98 persen.

C. STRUKTUR EKONOMI

Selama tahun 2019-2021, perekonomian Kabupaten Purbalingga didominasi oleh sektor industri pengolahan. Trennya memperlihatkan pertumbuhan yang positif. Tahun 2019,

A. GENERAL

GRDP describes the ability to manage natural resources and human resources held to perform a production process. Therefore, amount of GRDP produced by a region highly dependent on natural resources and production factors of the area.

B. ECONOMIC GROWTH

The COVID-19 pandemic has brought a tremendous impact on global, national, and regional economy, including on Purbalingga Regency. The economic performance of Purbalingga Regency in 2021 at a macro level gradually getting better. The economic growth of Purbalingga Regency in 2021 reached a value of 3,19 percent. This value increase from the previous year which was -1,18 percent economic growth. However, in terms of production, there are still 4 industry experiencing contraction. The sector that have deepest contraction was The Human Health and Social Work Activities, which contracted by -98 percent.

C. ECONOMIC STRUCTURE

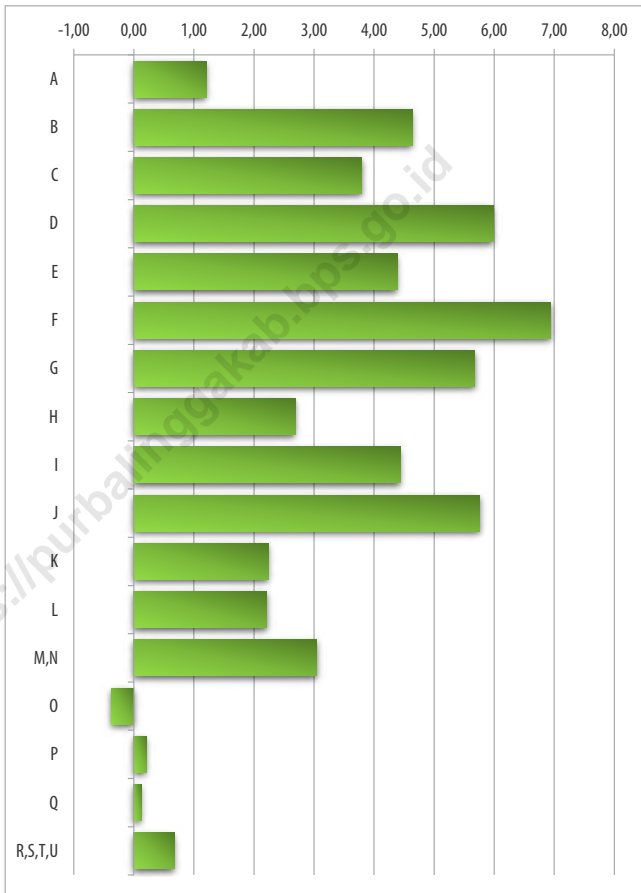
During 2019-2021, the economy of Purbalingga Regency is still dominated by the manufacturing sector. The trend shows positive growth. In 2019, the contribution of the manufacturing sector

kontribusi sektor industri pengolahan adalah sebesar 27,24 persen. Pada tahun 2021 meningkat menjadi 28,07 persen. *was 27,24 percent. In 2021 it increase to 28,07 percent.*

<https://purbalinggakab.bps.go.id>

Gambar 12.1
Figures

[Seri 2010] Laju Pertumbuhan Produk Domestik Regional Bruto Kabupaten Purbalingga Atas Dasar Harga Konstan 2010 Menurut Lapangan Usaha (Persen), 2021^{xx)}
(2010 Version) Growth Rate of Gross Regional Domestic Product of Purbalingga Regency at 2010 Constant Market Price by Industry (Percent), 2021^{xx)}



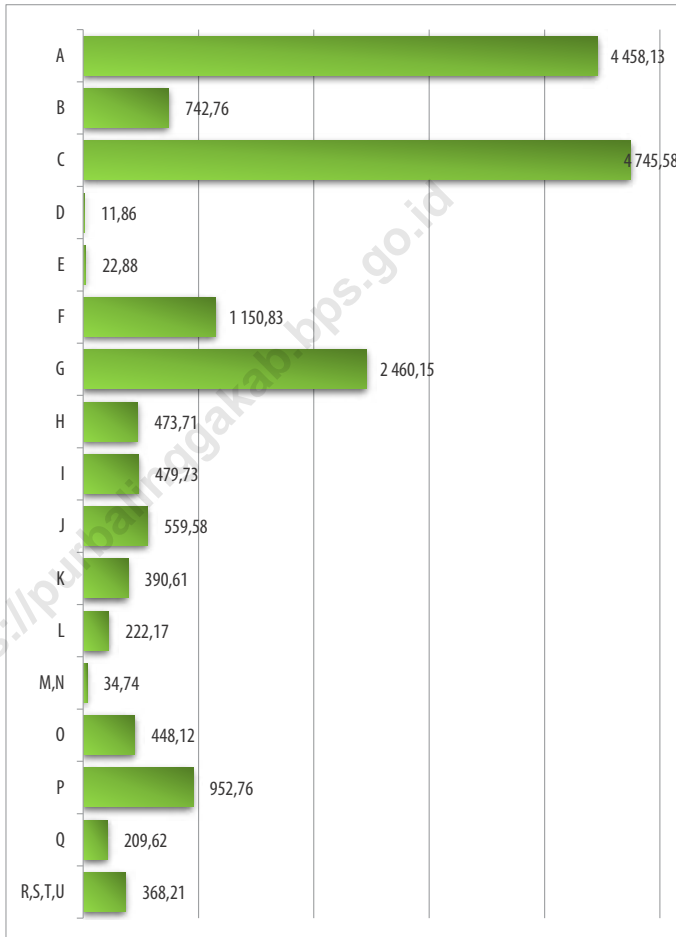
Catatan/Note: ¹⁾ Angka Sementara/Preliminary Figures

^{2)***} Angka Sangat Sementara/Very Preliminary Figures

Sumber/Source: BPS, berbagai sensus, survei dan sumber lain/BPS-Statistics Indonesia, various census, survey, and other sources

Gambar 12.2
Figures

[Seri 2010] Produk Domestik Regional Bruto Kabupaten Purbalingga Atas Dasar Harga Konstan 2010 Menurut Lapangan Usaha (miliar rupiah), 2021^{xx)} (2010 Version) Gross Regional Domestic Product of Purbalingga Regency at 2010 Constant Market Prices by Industry (billion rupiahs), 2021^{xx)}



Catatan/Note: *) Angka Sementara/Preliminary Figures

**) ** Angka Sangat Sementara/Very Preliminary Figures

Sumber/Source: BPS, berbagai sensus, survei dan sumber lain/BPS-Statistics Indonesia, various census, survey, and other sources

Tabel
Table 12.1.

**Produk Domestik Regional Bruto Atas Dasar Harga
Berlaku Menurut Lapangan Usaha di Kabupaten
Purbalingga (miliar rupiah), 2017–2021**
*Gross Regional Domestic Product at Current Market Prices
by Industry in Purbalingga Regency (billion rupiahs),
2017–2021*

| Lapangan Usaha/ <i>Industry</i> | 2017 | 2018 | 2019 | 2020 ^a | 2021 ^{bx} |
|--|----------|----------|----------|-------------------|--------------------|
| (1) | (2) | (3) | (4) | (5) | (6) |
| A Pertanian Kehutanan dan Perikanan/ <i>Agriculture Forestry and Fishing</i> | 5 895,98 | 6 319,89 | 6 533,31 | 6 781,61 | 6 997,82 |
| B Pertambangan dan Penggalian/ <i>Mining and Quarrying</i> | 1 010,45 | 1 071,64 | 1 130,71 | 1 141,34 | 1 205,93 |
| C Industri Pengolahan/ <i>Manufacturing</i> | 5 741,52 | 6 216,69 | 6 786,62 | 6 928,78 | 7 408,95 |
| D Pengadaan Listrik dan Gas/ <i>Electricity and Gas</i> | 11,01 | 11,90 | 12,58 | 12,88 | 13,58 |
| E Pengadaan Air; Pengelolaan Sampah Limbah dan Daur Ulang/ <i>Water Supply; Sewerage Waste Management and Remediation Activities</i> | 21,69 | 23,33 | 25,03 | 25,59 | 27,15 |
| F Konstruksi/ <i>Construction</i> | 1 284,44 | 1 420,64 | 1 555,10 | 1 529,49 | 1 683,03 |
| G Perdagangan Besar dan Eceran; Reparasi Mobil dan Sepeda Motor/ <i>Wholesale and Retail Trade; Repair of Motor Vehicles and Motorcycles</i> | 2 691,52 | 2 918,11 | 3 174,30 | 3 099,09 | 3 320,85 |
| H Transportasi dan Pergudangan/ <i>Transportation and Storage</i> | 674,14 | 715,16 | 794,54 | 572,59 | 601,23 |
| I Penyediaan Akomodasi dan Makan Minum/ <i>Accommodation and Food Service Activities</i> | 486,67 | 534,05 | 596,49 | 591,09 | 628,74 |
| J Informasi dan Komunikasi/ <i>Information and Communication</i> | 365,28 | 411,97 | 464,82 | 512,57 | 543,69 |

Lanjutan Tabel/Continued Table 12.1

| Lapangan Usaha/Industry | | 2017 | 2018 | 2019 | 2020 ^x | 2021 ^{xx} |
|--|---|------------------|------------------|------------------|-------------------|--------------------|
| (1) | | (2) | (3) | (4) | (5) | (6) |
| K | Jasa Keuangan dan Asuransi/ Financial and Insurance Activities | 492,02 | 528,06 | 555,51 | 561,97 | 597,64 |
| L | Real Estat/Real Estate Activities | 227,60 | 247,15 | 264,47 | 265,69 | 274,25 |
| M N | Jasa Perusahaan/Business Activities | 39,25 | 44,37 | 50,66 | 50,42 | 52,66 |
| O | Administrasi Pemerintahan Pertahanan dan Jaminan Sosial Wajib/Public Administration and Defence; Compulsory Social Security | 594,23 | 622,48 | 654,74 | 662,60 | 653,00 |
| P | Jasa Pendidikan/Education | 1 261,77 | 1 393,66 | 1 538,75 | 1 577,35 | 1 595,66 |
| Q | Jasa Kesehatan dan Kegiatan Sosial/Human Health and Social Work Activities | 231,18 | 255,64 | 278,88 | 302,95 | 304,82 |
| R S T U | Jasa Lainnya/Other Services Activities | 410,89 | 455,60 | 501,08 | 477,66 | 484,80 |
| Produk Domestik Bruto/ Gross Domestic Product | | 21 439,65 | 23 190,33 | 24 917,59 | 25 093,68 | 26 393,81 |

Catatan/Note: ^{x)} Angka Sementara/Preliminary Figures

^{xx)} Angka Sangat Sementara/Very Preliminary Figures

Sumber/Source: BPS, berbagai sensus, survei dan sumber lain/BPS-Statistics Indonesia, various census, survey, and other sources

Tabel 12.2
Table

Produk Domestik Regional Bruto Atas Dasar Harga Konstan 2010 Menurut Lapangan Usaha di Kabupaten Purbalingga (miliar rupiah), 2017–2021
Gross Regional Domestic Product at 2010 Constant Market Prices by Industry in Purbalingga Regency (billion rupiahs), 2017–2021

| Lapangan Usaha/ <i>Industry</i> | 2017 | 2018 | 2019 | 2020 ^a | 2021 ^{xx} |
|--|----------|----------|----------|-------------------|--------------------|
| (1) | (2) | (3) | (4) | (5) | (6) |
| A Pertanian, Kehutanan, dan Perikanan/ <i>Agriculture, Forestry, and Fishing</i> | 4 091,16 | 4 257,06 | 4 322,80 | 4 405,20 | 4 458,13 |
| B Pertambangan dan Penggalian/ <i>Mining and Quarrying</i> | 643,43 | 674,32 | 704,79 | 709,83 | 742,76 |
| C Industri Pengolahan/ <i>Manufacturing</i> | 4 056,01 | 4 264,06 | 4 576,29 | 4 572,03 | 4 745,58 |
| D Pengadaan Listrik dan Gas/ <i>Electricity and Gas</i> | 9,79 | 10,26 | 10,84 | 11,19 | 11,86 |
| E Pengadaan Air; Pengelolaan Sampah, Limbah, dan Daur Ulang/ <i>Water Supply; Sewerage, Waste Management, and Remediation Activities</i> | 19,33 | 20,63 | 21,74 | 21,92 | 22,88 |
| F Konstruksi/ <i>Construction</i> | 978,44 | 1 035,41 | 1 100,16 | 1 076,08 | 1 150,83 |
| G Perdagangan Besar dan Eceran; Reparasi Mobil dan Sepeda Motor/ <i>Wholesale and Retail Trade; Repair of Motor Vehicles and Motorcycles</i> | 2 158,81 | 2 278,74 | 2 426,91 | 2 328,01 | 2 460,15 |
| H Transportasi dan Pergudangan/ <i>Transportation and Storage</i> | 572,92 | 602,02 | 656,94 | 461,29 | 473,71 |
| I Penyediaan Akomodasi dan Makan Minum/ <i>Accommodation and Food Service Activities</i> | 391,68 | 425,02 | 467,79 | 459,35 | 479,73 |
| J Informasi dan Komunikasi/ <i>Information and Communication</i> | 381,56 | 430,39 | 480,52 | 529,11 | 559,58 |

Lanjutan Tabel/*Continued Table 12.2*

| Lapangan Usaha/ <i>Industry</i> | | 2017 | 2018 | 2019 | 2020 ^x | 2021 ^{xx} |
|--|---|------------------|------------------|------------------|-------------------|--------------------|
| (1) | | (2) | (3) | (4) | (5) | (6) |
| K | Jasa Keuangan dan Asuransi/ <i>Financial and Insurance Activities</i> | 350,49 | 362,77 | 375,94 | 382,04 | 390,61 |
| L | Real Estat/ <i>Real Estate Activities</i> | 194,18 | 205,68 | 217,37 | 217,36 | 222,17 |
| M,N | Jasa Perusahaan/ <i>Business Activities</i> | 28,49 | 31,27 | 34,70 | 33,72 | 34,74 |
| O | Administrasi Pemerintahan, Pertahanan, dan Jaminan Sosial Wajib/ <i>Public Administration and Defence; Compulsory Social Security</i> | 419,77 | 434,62 | 450,86 | 449,83 | 448,12 |
| P | Jasa Pendidikan/ <i>Education</i> | 821,16 | 885,25 | 952,92 | 950,80 | 952,76 |
| Q | Jasa Kesehatan dan Kegiatan Sosial/ <i>Human Health and Social Work Activities</i> | 169,50 | 184,35 | 197,24 | 209,37 | 209,62 |
| R,S,T,U | Jasa Lainnya/ <i>Other Services Activities</i> | 325,58 | 356,86 | 389,78 | 365,76 | 368,21 |
| Produk Domestik Bruto/ Gross Domestic Product | | 15 612,29 | 16 458,71 | 17 387,61 | 17 182,87 | 17 731,44 |

Catatan/Note: ^{x)} Angka Sementara/*Preliminary Figures*

^{xx)} Angka Sangat Sementara/*Very Preliminary Figures*

Sumber/Source: BPS, berbagai sensus, survei dan sumber lain/*BPS-Statistics Indonesia, various census, survey, and other sources*

Tabel
Table 12.3

Distribusi Persentase Produk Domestik Regional Bruto Atas Dasar Harga Berlaku Menurut Lapangan Usaha di Kabupaten Purbalingga, 2017–2021
Percentage Distribution of Gross Regional Domestic Product at Current Market Prices by Industry in Purbalingga Regency, 2017–2021

| Lapangan Usaha/Industry | | 2017 | 2018 | 2019 | 2020 ^x | 2021 ^{xx} |
|-------------------------|--|-------|-------|-------|-------------------|--------------------|
| (1) | | (2) | (3) | (4) | (5) | (6) |
| A | Pertanian, Kehutanan, dan Perikanan/ <i>Agriculture, Forestry, and Fishing</i> | 27,50 | 27,25 | 26,22 | 27,03 | 26,51 |
| B | Pertambangan dan Penggalian/ <i>Mining and Quarrying</i> | 4,71 | 4,62 | 4,54 | 4,55 | 4,57 |
| C | Industri Pengolahan/ <i>Manufacturing</i> | 26,78 | 26,81 | 27,24 | 27,61 | 28,07 |
| D | Pengadaan Listrik dan Gas/ <i>Electricity and Gas</i> | 0,05 | 0,05 | 0,05 | 0,05 | 0,05 |
| E | Pengadaan Air; Pengelolaan Sampah, Limbah, dan Daur Ulang/ <i>Water Supply; Sewerage, Waste Management, and Remediation Activities</i> | 0,10 | 0,10 | 0,10 | 0,10 | 0,10 |
| F | Konstruksi/ <i>Construction</i> | 5,99 | 6,13 | 6,24 | 6,10 | 6,38 |
| G | Perdagangan Besar dan Eceran; Reparasi Mobil dan Sepeda Motor/ <i>Wholesale and Retail Trade; Repair of Motor Vehicles and Motorcycles</i> | 12,55 | 12,58 | 12,74 | 12,35 | 12,58 |
| H | Transportasi dan Pergudangan/ <i>Transportation and Storage</i> | 3,14 | 3,08 | 3,19 | 2,28 | 2,28 |
| I | Penyediaan Akomodasi dan Makan Minum/ <i>Accommodation and Food Service Activities</i> | 2,27 | 2,30 | 2,39 | 2,36 | 2,38 |
| J | Informasi dan Komunikasi/ <i>Information and Communication</i> | 1,70 | 1,78 | 1,87 | 2,04 | 2,06 |

Lanjutan Tabel/*Continued Table 12.3*

| Lapangan Usaha/ <i>Industry</i> | | 2017 | 2018 | 2019 | 2020 ^x | 2021 ^{xx} |
|--|---|---------------|---------------|---------------|-------------------|--------------------|
| (1) | | (2) | (3) | (4) | (5) | (6) |
| K | Jasa Keuangan dan Asuransi/ <i>Financial and Insurance Activities</i> | 2,29 | 2,28 | 2,23 | 2,24 | 2,26 |
| L | Real Estat/ <i>Real Estate Activities</i> | 1,06 | 1,07 | 1,06 | 1,06 | 1,04 |
| M,N | Jasa Perusahaan/ <i>Business Activities</i> | 0,18 | 0,19 | 0,20 | 0,20 | 0,20 |
| O | Administrasi Pemerintahan, Pertahanan, dan Jaminan Sosial Wajib/ <i>Public Administration and Defence; Compulsory Social Security</i> | 2,77 | 2,68 | 2,63 | 2,64 | 2,47 |
| P | Jasa Pendidikan/ <i>Education</i> | 5,89 | 6,01 | 6,18 | 6,29 | 6,05 |
| Q | Jasa Kesehatan dan Kegiatan Sosial/ <i>Human Health and Social Work Activities</i> | 1,08 | 1,10 | 1,12 | 1,21 | 1,15 |
| R,S,T,U | Jasa Lainnya/ <i>Other Services Activities</i> | 1,92 | 1,96 | 2,01 | 1,90 | 1,84 |
| Produk Domestik Regional Bruto/<i>Gross Regional Domestic Product</i> | | 100,00 | 100,00 | 100,00 | 100,00 | 100,00 |

Catatan/*Note*: ^{x)} Angka Sementara/*Preliminary Figures*

^{xx)} Angka Sangat Sementara/*Very Preliminary Figures*

Sumber/*Source*: BPS, berbagai sensus, survei dan sumber lain/*BPS-Statistics Indonesia, various census, survey, and other sources*

Tabel
Table 12.4

Laju Pertumbuhan Produk Domestik Regional Bruto Atas Dasar Harga Konstan 2010 Menurut Lapangan Usaha di Kabupaten Purbalingga (persen), 2017-2021
Growth Rate of Gross Regional Domestic Product at 2010 Constant Market Prices by Industry in Purbalingga Regency (percent), 2017-2021

| Lapangan Usaha/Industry | 2017 | 2018 | 2019 | 2020 ^x | 2021 ^{xx} |
|--|-------|-------|-------|-------------------|--------------------|
| (1) | (2) | (3) | (4) | (5) | (6) |
| A Pertanian, Kehutanan, dan Perikanan/ <i>Agriculture, Forestry, and Fishing</i> | 2,43 | 4,05 | 1,54 | 1,91 | 1,20 |
| B Pertambangan dan Penggalian/ <i>Mining and Quarrying</i> | 1,01 | 4,80 | 4,52 | 0,71 | 4,64 |
| C Industri Pengolahan/ <i>Manufacturing</i> | 5,99 | 5,13 | 7,32 | -0,09 | 3,80 |
| D Pengadaan Listrik dan Gas/ <i>Electricity and Gas</i> | 4,63 | 4,79 | 5,62 | 3,24 | 5,98 |
| E Pengadaan Air; Pengelolaan Sampah, Limbah, dan Daur Ulang/ <i>Water Supply; Sewerage, Waste Management, and Remediation Activities</i> | 6,80 | 6,73 | 5,38 | 0,81 | 4,39 |
| F Konstruksi/ <i>Construction</i> | 9,35 | 5,82 | 6,25 | -2,19 | 6,95 |
| G Perdagangan Besar dan Eceran; Reparasi Mobil dan Sepeda Motor/ <i>Wholesale and Retail Trade; Repair of Motor Vehicles and Motorcycles</i> | 6,44 | 5,56 | 6,50 | -4,08 | 5,68 |
| H Transportasi dan Pergudangan/ <i>Transportation and Storage</i> | 6,31 | 5,08 | 9,12 | -29,78 | 2,69 |
| I Penyediaan Akomodasi dan Makan Minum/ <i>Accommodation and Food Service Activities</i> | 6,46 | 8,51 | 10,06 | -1,81 | 4,44 |
| J Informasi dan Komunikasi/ <i>Information and Communication</i> | 15,95 | 12,80 | 11,65 | 10,11 | 5,76 |

Lanjutan Tabel/Continued Table 12.4

| Lapangan Usaha/Industry | | 2017 | 2018 | 2019 | 2020 ^x | 2021 ^{xx} |
|--|---|-------------|-------------|-------------|-------------------|--------------------|
| (1) | | (2) | (3) | (4) | (5) | (6) |
| K | Jasa Keuangan dan Asuransi/ <i>Financial and Insurance Activities</i> | 5,27 | 3,50 | 3,63 | 1,62 | 2,24 |
| L | Real Estat/ <i>Real Estate Activities</i> | 6,08 | 5,92 | 5,69 | -0,01 | 2,21 |
| M,N | Jasa Perusahaan/ <i>Business Activities</i> | 9,13 | 9,77 | 10,95 | -2,83 | 3,05 |
| O | Administrasi Pemerintahan, Pertahanan, dan Jaminan Sosial Wajib/ <i>Public Administration and Defence; Compulsory Social Security</i> | 1,97 | 3,54 | 3,74 | -0,23 | -0,38 |
| P | Jasa Pendidikan/ <i>Education</i> | 7,31 | 7,80 | 7,64 | -0,22 | 0,21 |
| Q | Jasa Kesehatan dan Kegiatan Sosial/ <i>Human Health and Social Work Activities</i> | 9,29 | 8,76 | 6,99 | 6,15 | 0,12 |
| R,S,T,U | Jasa Lainnya/ <i>Other Services Activities</i> | 9,25 | 9,61 | 9,23 | -6,16 | 0,67 |
| Produk Domestik Bruto/ Gross Domestic Product | | 5,37 | 5,42 | 5,64 | -1,18 | 3,19 |

Catatan/Note: ^{x)} Angka Sementara/*Preliminary Figures*

^{xx)} Angka Sangat Sementara/*Very Preliminary Figures*

Sumber/Source: BPS, berbagai sensus, survei dan sumber lain/*BPS-Statistics Indonesia, various census, survey, and other sources*

Tabel
Table 12.5

Produk Domestik Regional Bruto Atas Dasar Harga Berlaku Menurut Jenis Pengeluaran di Kabupaten Purbalingga (miliar rupiah), 2017–2021
Gross Regional Domestic Product at Current Market Prices by Type of Expenditure in Purbalingga Regency (billion rupiahs), 2017-2021

| Jenis Pengeluaran <i>Type of Expenditure</i> | 2017 | 2018 | 2019 | 2020* | 2021^{xx} |
|---|------------------|------------------|------------------|------------------|--------------------------|
| (1) | (2) | (3) | (4) | (5) | (6) |
| Pengeluaran Konsumsi Rumah Tangga <i>Household Consumption Expenditure</i> | 15 493,64 | 16 662,51 | 17 894,28 | 17 828,88 | 18 530,02 |
| Pengeluaran Konsumsi LNPRT <i>NPISH Consumption Expenditure</i> | 319,36 | 351,48 | 398,70 | 393,52 | 410,00 |
| Pengeluaran Konsumsi Pemerintah <i>Government Consumption Expenditure</i> | 1 678,90 | 1 757,35 | 1 840,94 | 1 696,23 | 1 745,42 |
| Pembentukan Modal Tetap Bruto <i>Gross Fixed Capital Formation</i> | 4 339,16 | 4 953,74 | 5 408,47 | 5 139,27 | 5 480,25 |
| Perubahan Inventori <i>Changes in Inventories</i> | 736,83 | 879,10 | 746,29 | 855,86 | 806,93 |
| Ekspor Barang dan Jasa/ <i>Exports of Goods and Services</i> | - 1 128,26 | - 1 413,86 | - 1 371,10 | - 820,07 | - 578,82 |
| Produk Domestik Regional Bruto/ Gross Regional Domestic Product | 21 439,65 | 23 190,33 | 24 917,59 | 25 093,68 | 26 393,81 |

Catatan/Note: ^{*)} Angka Sementara/*Preliminary Figures*

^{xx)} Angka Sangat Sementara/*Very Preliminary Figures*

Sumber/*Source*: BPS, berbagai sensus, survei dan sumber lain/*BPS-Statistics Indonesia, various census, survey, and other sources*

Tabel
Table 12.6

Produk Domestik Regional Bruto Atas Dasar Harga Konstan 2010 Menurut Jenis Pengeluaran di Kabupaten Purbalingga (miliar rupiah), 2017–2021
Gross Regional Domestic Product at 2010 Constant Market Prices by Type of Expenditure in Purbalingga Regency (billion rupiahs), 2017-2021

| Jenis Pengeluaran <i>Type of Expenditure</i> | 2017 | 2018 | 2019 | 2020* | 2021^{xx} |
|---|------------------|------------------|------------------|------------------|--------------------------|
| (1) | (2) | (3) | (4) | (5) | (6) |
| Pengeluaran Konsumsi Rumah Tangga <i>Household Consumption Expenditure</i> | 11 474,39 | 12 004,26 | 12 552,03 | 12 380,51 | 12 587,73 |
| Pengeluaran Konsumsi LNPRT <i>NPISH Consumption Expenditure</i> | 212,35 | 228,51 | 253,38 | 246,41 | 249,37 |
| Pengeluaran Konsumsi Pemerintah <i>Government Consumption Expenditure</i> | 1 061,14 | 1 092,42 | 1 135,57 | 1 049,71 | 1 057,70 |
| Pembentukan Modal Tetap Bruto <i>Gross Fixed Capital Formation</i> | 3 111,37 | 3 382,69 | 3 551,05 | 3 372,54 | 3 578,70 |
| Perubahan Inventori <i>Changes in Inventories</i> | 722,11 | 724,38 | 721,64 | 1 181,49 | 849,21 |
| Ekspor Barang dan Jasa/ <i>Exports of Goods and Services</i> | - 969,07 | - 973,56 | - 826,05 | - 1 047,78 | - 591,28 |
| Produk Domestik Regional Bruto/ Gross Regional Domestic Product | 15 612,29 | 16 458,71 | 17 387,61 | 17 182,87 | 17 731,44 |

Catatan/Note: ^{xi} Angka Sementara/*Preliminary Figures*

^{xx} Angka Sangat Sementara/*Very Preliminary Figures*

Sumber/Source: BPS, berbagai sensus, survei dan sumber lain/*BPS-Statistics Indonesia, various census, survey, and other sources*

Tabel
Table 12.7

**Indeks Harga Implisit Produk Domestik Regional Bruto
Kabupaten Purbalingga Menurut Lapangan Usaha
(persen), 2017-2021**
*Implicit Price Index of Gross Regional Domestic Product of
Purbalingga Regency by Industry (percent), 2017-2021*

| Lapangan Usaha/ <i>Industry</i> | | 2017 | 2018 | 2019 | 2020 ^x | 2021 ^{xx} |
|---------------------------------|--|--------|--------|--------|-------------------|--------------------|
| (1) | | (2) | (3) | (4) | (5) | (6) |
| A | Pertanian, Kehutanan, dan Perikanan/ <i>Agriculture, Forestry, and Fishing</i> | 144,12 | 148,46 | 151,14 | 153,95 | 156,97 |
| B | Pertambangan dan Penggalian/ <i>Mining and Quarrying</i> | 157,04 | 158,92 | 160,43 | 160,79 | 162,36 |
| C | Industri Pengolahan/ <i>Manufacturing</i> | 141,56 | 145,79 | 148,30 | 151,55 | 156,12 |
| D | Pengadaan Listrik dan Gas/ <i>Electricity and Gas</i> | 112,49 | 115,97 | 116,10 | 115,15 | 114,54 |
| E | Pengadaan Air; Pengelolaan Sampah, Limbah, dan Daur Ulang/ <i>Water Supply; Sewerage, Waste Management, and Remediation Activities</i> | 112,21 | 113,07 | 115,15 | 116,77 | 118,65 |
| F | Konstruksi/ <i>Construction</i> | 131,27 | 137,20 | 141,35 | 142,13 | 146,25 |
| G | Perdagangan Besar dan Eceran; Reparasi Mobil dan Sepeda Motor/ <i>Wholesale and Retail Trade; Repair of Motor Vehicles and Motorcycles</i> | 124,68 | 128,06 | 130,80 | 133,12 | 134,99 |
| H | Transportasi dan Pergudangan/ <i>Transportation and Storage</i> | 117,67 | 118,79 | 120,95 | 124,13 | 126,92 |
| I | Penyediaan Akomodasi dan Makan Minum/ <i>Accommodation and Food Service Activities</i> | 124,25 | 125,65 | 127,51 | 128,68 | 131,06 |
| J | Informasi dan Komunikasi/ <i>Information and Communication</i> | 95,73 | 95,72 | 96,73 | 96,87 | 97,16 |

Lanjutan Tabel/Continued Table 12.7

| Lapangan Usaha/Industry | | 2017 | 2018 | 2019 | 2020 ^x | 2021 ^{xx} |
|--|---|---------------|---------------|---------------|-------------------|--------------------|
| (1) | | (2) | (3) | (4) | (5) | (6) |
| K | Jasa Keuangan dan Asuransi/ Financial and Insurance Activities | 140,38 | 145,56 | 147,77 | 147,10 | 153,00 |
| L | Real Estat/Real Estate Activities | 117,21 | 120,16 | 121,67 | 122,24 | 123,44 |
| M,N | Jasa Perusahaan/Business Activities | 137,77 | 141,87 | 146,00 | 149,54 | 151,57 |
| O | Administrasi Pemerintahan, Pertahanan, dan Jaminan Sosial Wajib/Public Administration and Defence; Compulsory Social Security | 141,56 | 143,22 | 145,22 | 147,30 | 145,72 |
| P | Jasa Pendidikan/Education | 153,66 | 157,43 | 161,48 | 165,90 | 167,48 |
| Q | Jasa Kesehatan dan Kegiatan Sosial/Human Health and Social Work Activities | 136,39 | 138,67 | 141,39 | 144,70 | 145,42 |
| R,S,T,U | Jasa Lainnya/Other Services Activities | 126,20 | 127,67 | 128,55 | 130,59 | 131,67 |
| Produk Domestik Bruto/ Gross Domestic Product | | 137,33 | 140,90 | 143,31 | 146,04 | 148,85 |

Catatan/Note: ^{x)} Angka Sementara/Preliminary Figures

^{xx)} Angka Sangat Sementara/Very Preliminary Figures

Sumber/Source: BPS, berbagai sensus, survei dan sumber lain/BPS-Statistics Indonesia, various census, survey, and other sources

Tabel
Table 12.8

**Laju Harga Implisit Produk Domestik Regional Bruto
Kabupaten Purbalingga Menurut Lapangan Usaha
(persen), 2017-2021**
***Implicit Price Rate of Gross Regional Domestic Product of
Purbalingga Regency by Industry (percent), 2017-2021***

| Lapangan Usaha/Industry | 2017 | 2018 | 2019 | 2020^x | 2021^{xx} |
|--|-------------|-------------|-------------|-------------------------|--------------------------|
| (1) | (2) | (3) | (4) | (5) | (6) |
| A Pertanian, Kehutanan, dan Perikanan/ <i>Agriculture, Forestry, and Fishing</i> | 0,86 | 3,01 | 1,80 | 1,86 | 1,96 |
| B Pertambangan dan Penggalian/ <i>Mining and Quarrying</i> | 3,16 | 1,20 | 0,95 | 0,22 | 0,98 |
| C Industri Pengolahan/ <i>Manufacturing</i> | 2,09 | 2,99 | 1,72 | 2,19 | 3,02 |
| D Pengadaan Listrik dan Gas/ <i>Electricity and Gas</i> | 7,00 | 3,10 | 0,11 | -0,82 | -0,53 |
| E Pengadaan Air; Pengelolaan Sampah, Limbah, dan Daur Ulang/ <i>Water Supply; Sewerage, Waste Management, and Remediation Activities</i> | 0,43 | 0,77 | 1,84 | 1,41 | 1,60 |
| F Konstruksi/ <i>Construction</i> | 2,41 | 4,52 | 3,02 | 0,55 | 2,89 |
| G Perdagangan Besar dan Eceran; Reparasi Mobil dan Sepeda Motor/ <i>Wholesale and Retail Trade; Repair of Motor Vehicles and Motorcycles</i> | 2,28 | 2,71 | 2,14 | 1,78 | 1,40 |
| H Transportasi dan Pergudangan/ <i>Transportation and Storage</i> | 1,53 | 0,96 | 1,81 | 2,63 | 2,25 |
| I Penyediaan Akomodasi dan Makan Minum/ <i>Accommodation and Food Service Activities</i> | 0,92 | 1,13 | 1,48 | 0,92 | 1,85 |
| J Informasi dan Komunikasi/ <i>Information and Communication</i> | 3,27 | - 0,01 | 1,06 | 0,15 | 0,30 |

Lanjutan Tabel/Continued Table 12.8

| Lapangan Usaha/Industry | | 2017 | 2018 | 2019 | 2020 ^x | 2021 ^{xx} |
|--|---|-------------|-------------|-------------|-------------------|--------------------|
| (1) | | (2) | (3) | (4) | (5) | (6) |
| K | Jasa Keuangan dan Asuransi/ <i>Financial and Insurance Activities</i> | 3,78 | 3,69 | 1,51 | -0,45 | 4,01 |
| L | Real Estat/ <i>Real Estate Activities</i> | 2,02 | 2,52 | 1,25 | 0,47 | 0,98 |
| M,N | Jasa Perusahaan/ <i>Business Activities</i> | 3,64 | 2,97 | 2,91 | 2,42 | 1,36 |
| O | Administrasi Pemerintahan, Pertahanan, dan Jaminan Sosial Wajib/ <i>Public Administration and Defence; Compulsory Social Security</i> | 3,04 | 1,17 | 1,39 | 1,43 | -1,07 |
| P | Jasa Pendidikan/ <i>Education</i> | 4,09 | 2,46 | 2,57 | 2,74 | 0,95 |
| Q | Jasa Kesehatan dan Kegiatan Sosial/ <i>Human Health and Social Work Activities</i> | 1,42 | 1,67 | 1,96 | 2,34 | 0,50 |
| R,S,T,U | Jasa Lainnya/ <i>Other Services Activities</i> | 1,54 | 1,16 | 0,69 | 1,59 | 0,82 |
| Produk Domestik Bruto/ Gross Domestic Product | | 1,81 | 2,60 | 1,71 | 1,91 | 1,93 |

Catatan/Note: ^{x)} Angka Sementara/*Preliminary Figures*

^{xx)} Angka Sangat Sementara/*Very Preliminary Figures*

Sumber/Source: BPS, berbagai sensus, survei dan sumber lain/*BPS-Statistics Indonesia, various census, survey, and other sources*

13

BAB/ CHAPTER

PERBANDINGAN ANTAR KABUPATEN/ KOTA

REGENCY/MUNICIPALITY COMPARISON


Indeks Pembangunan Manusia (IPM)

di Lima Kabupaten terdekat

Human Development Index (HDI) for Five Regency Closest



Sumber/Source: BPS melalui Survei Sosial Ekonomi Nasional
BPS: Statistik Indonesia by National Socio Economic Survey



PENJELASAN TEKNIS

1. Sumber data yang digunakan dalam bab ini adalah dari Badan Pusat Statistik. Seperti penghitungan proyeksi penduduk, survei khusus untuk penghitungan PDRB, Survei Sosial Ekonomi Nasional dan Survei Angkatan Kerja Nasional.
2. Jumlah penduduk merupakan hasil penghitungan proyeksi penduduk dari tahun 2010-2021 dengan menggunakan data dasar Sensus Penduduk 2010.

TECHNICAL NOTES

1. *Data sources in this chapter were mainly from BPS-Statistics of Indonesia. As population projection counting, special survey for GRDB counting, National Socio Economic Survey and National Labor Force Survey.*
2. *Population is counting result from population projection from 2010-2021, based data from Population Census 2010.*

<https://purbalinggakab.bps.go.id>

ULASAN

DESCRIPTION

Jumlah penduduk Kabupaten Purbalingga pada tahun 2021 mencapai 1.007 ribu lebih jiwa. Kabupaten yang memiliki jumlah penduduk terbanyak di Provinsi Jawa Tengah adalah Kabupaten Brebes yaitu 1.992 ribu lebih jiwa.

Laju pertumbuhan PDRB kabupaten/kota di Provinsi Jawa Tengah berada di sekitar -1,98 sampai dengan 5,16 persen. Hal ini menunjukkan bahwa pertumbuhan ekonomi di wilayah Provinsi Jawa Tengah dari masing-masing daerah mengalami fluktuatif. Laju pertumbuhan PDRB Kabupaten Purbalingga sekitar 3,19 persen. Posisi pertama diduduki oleh Kota Semarang.

Jika dilihat dari jumlah penduduk miskin di wilayah Provinsi Jawa Tengah, Kabupaten Purbalingga berada di urutan ke-9 yaitu dengan jumlah 153,1 ribu jiwa. Akan tetapi jumlah penduduk miskin terbanyak dimiliki oleh Kabupaten Brebes.

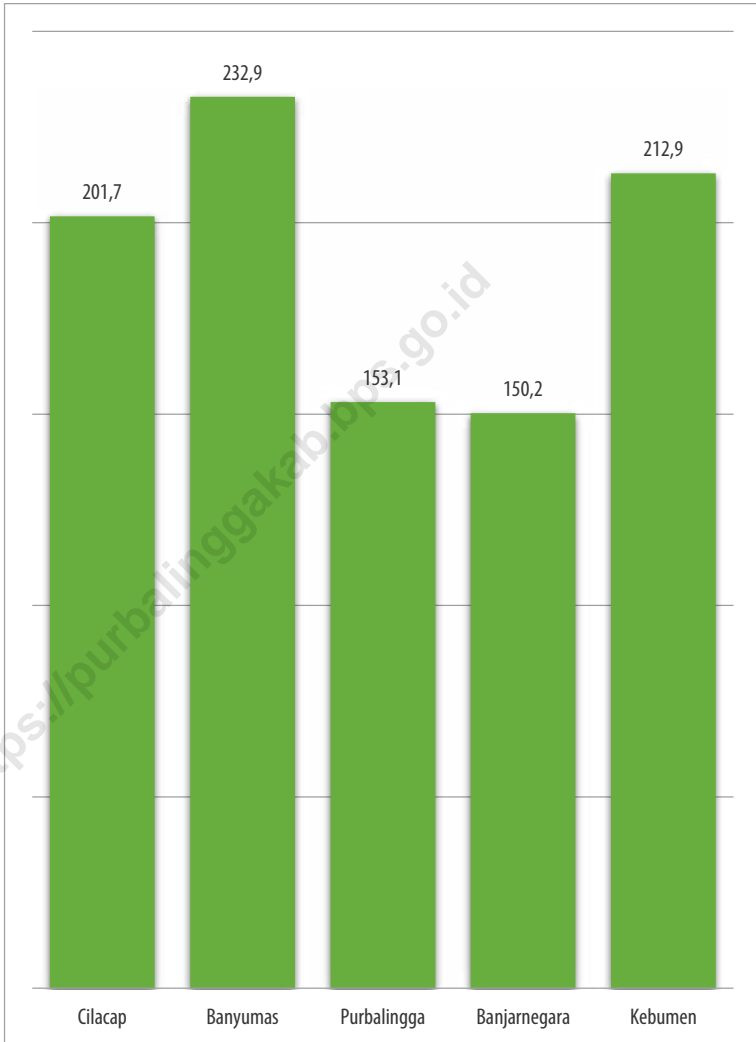
Population of Purbalingga Regency at 2021 reached 1.007 thousand people. Brebes Regency has the largest population in Central Java Province amount at 1.992 thousand people.

GRDP growth rate all regencies/municipality in Central Java Province be around at -1,98 until 5,16 percent. It shows that economic growth of Central Java Province region almost equal to each other. GRDP of Purbalingga Regency growth rate around 3,19 percent. The first position was occupied by Semarang Municipality.

If seen from number of poor people in Central Java Province region, Purbalingga Regency was ranked 9th with amount of 153,1 thousand people. However, most number of poor people owned by Brebes Regency.

Gambar 13.1
Figures

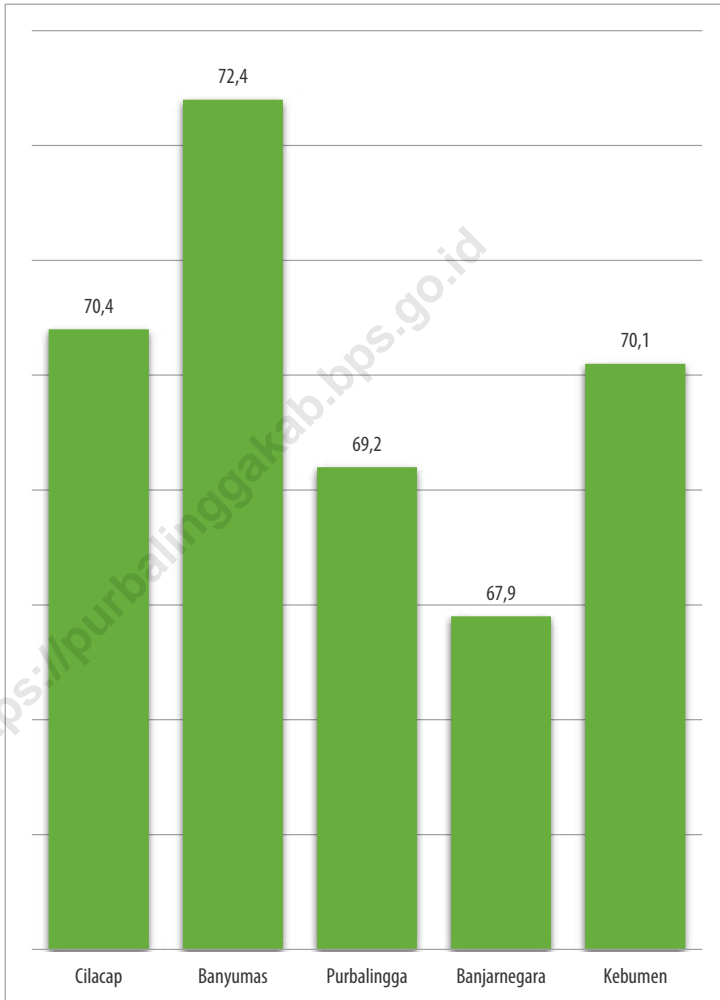
**Jumlah Penduduk Miskin di Eks Karesidenan
Banyumas, 2021**
*Number of Poor Population in Eks Karesidenan
Banyumas, 2021*



Sumber/ Source : BPS-Survei Sosial Ekonomi Nasional/BPS-National Socio Economic Survey

Gambar 13.2
Figures

Indeks Pembangunan Manusia di Eks Karesidenan Banyumas, 2021
Human Development Index in Eks Karesidenan Banyumas, 2021



Sumber/ Source : BPS, Seri Publikasi Indeks Pembangunan Manusia/BPS Statistics Indonesia,
Series of Publication of Human Development Index

Tabel
Table 13.1

**Jumlah Penduduk Menurut Kabupaten/Kota di Provinsi
Jawa Tengah, 2017–2021**
*Population by Regency/Municipality in Jawa Tengah
Province, 2017–2021*

| Kabupaten/Kota Regency/Municipality | 2017 ¹⁾ | 2018 ¹⁾ | 2019 ¹⁾ | 2020 ²⁾ | 2021 ³⁾ |
|--|--------------------|--------------------|--------------------|--------------------|--------------------|
| (1) | (2) | (3) | (4) | (5) | (6) |
| Kabupaten/Regency | | | | | |
| 1. Cilacap | 1 706 458 | 1 712 871 | 1 718 824 | 1 944 857 | 1 963 824 |
| 2. Banyumas | 1 660 177 | 1 672 817 | 1 685 078 | 1 776 918 | 1 789 630 |
| 3. Purbalingga | 913 682 | 921 639 | 929 403 | 998 561 | 1 007 794 |
| 4. Banjarnegara | 910 092 | 914 523 | 918 715 | 1 017 767 | 1 026 866 |
| 5. Kebumen | 1 188 212 | 1 190 280 | 1 192 013 | 1 350 438 | 1 361 913 |
| 6. Purworejo | 712 504 | 713 761 | 714 816 | 769 880 | 773 588 |
| 7. Wonosobo | 781 792 | 784 353 | 786 703 | 879 124 | 886 613 |
| 8. Magelang | 1 264 852 | 1 274 881 | 1 284 627 | 1 299 859 | 1 305 512 |
| 9. Boyolali | 971 707 | 976 026 | 980 086 | 1 062 713 | 1 070 247 |
| 10. Klaten | 1 163 844 | 1 166 748 | 1 169 330 | 1 260 506 | 1 267 272 |
| 11. Sukoharjo | 875 655 | 881 673 | 887 484 | 907 587 | 911 603 |
| 12. Wonogiri | 951 591 | 953 250 | 954 646 | 1 043 177 | 1 049 292 |
| 13. Karanganyar | 869 220 | 875 946 | 882 473 | 931 963 | 938 808 |
| 14. Sragen | 882 453 | 884 448 | 886 196 | 976 951 | 983 641 |
| 15. Grobogan | 1 361 210 | 1 366 498 | 1 371 423 | 1 453 526 | 1 460 873 |
| 16. Blora | 856 396 | 858 795 | 860 957 | 884 333 | 886 147 |
| 17. Rembang | 627 139 | 631 293 | 635 294 | 645 333 | 647 766 |
| 18. Pati | 1 242 879 | 1 248 286 | 1 253 363 | 1 324 188 | 1 330 983 |
| 19. Kudus | 849 006 | 858 153 | 867 154 | 849 184 | 852 443 |
| 20. Jepara | 1 219 784 | 1 236 006 | 1 252 090 | 1 184 947 | 1 188 510 |
| 21. Demak | 1 137 455 | 1 147 557 | 1 157 421 | 1 203 956 | 1 212 377 |
| 22. Semarang | 1 024 706 | 1 036 929 | 1 049 002 | 1 053 094 | 1 059 844 |
| 23. Temanggung | 756 973 | 762 776 | 768 405 | 790 174 | 794 403 |
| 24. Kendal | 954 100 | 960 322 | 966 313 | 1 018 505 | 1 025 020 |
| 25. Batang | 753 914 | 759 529 | 764 970 | 801 718 | 807 005 |
| 26. Pekalongan | 883 468 | 888 491 | 893 290 | 968 821 | 976 504 |
| 27. Pemalang | 1 292 357 | 1 294 639 | 1 296 559 | 1 471 489 | 1 484 209 |
| 28. Tegal | 1 428 884 | 1 431 375 | 1 433 464 | 1 596 996 | 1 608 611 |
| 29. Brebes | 1 790 389 | 1 795 513 | 1 800 142 | 1 978 759 | 1 992 685 |
| Kota/Municipality | | | | | |
| 1. Magelang | 121 154 | 121 372 | 121 555 | 121 526 | 121 610 |
| 2. Surakarta | 514 542 | 515 865 | 517 045 | 522 364 | 522 728 |
| 3. Salatiga | 188 486 | 190 872 | 193 231 | 192 322 | 193 525 |
| 4. Semarang | 1 753 092 | 1 779 757 | 1 806 319 | 1 653 524 | 1 656 564 |
| 5. Pekalongan | 300 897 | 303 235 | 305 505 | 307 150 | 308 310 |
| 6. Tegal | 247 314 | 248 008 | 248 635 | 273 825 | 275 781 |
| Jawa Tengah | 34 156 384 | 34 358 487 | 34 552 531 | 36 516 035 | 36 742 501 |

Catatan/ Note: ¹⁾ Proyeksi Penduduk Hasil SUPAS 2015/*Population Projection Result of SUPAS 2015*

²⁾ Sensus Penduduk 2020/*2020 Population Census*

³⁾ Proyeksi Penduduk Interim 2020-2023/*Interim Population Projection*

Sumber/Source: BPS/ *BPS-Statistics Indonesia*

Tabel 13.2
Table

Laju Pertumbuhan Produk Domestik Regional Bruto Atas Dasar Harga Konstan 2010 Menurut Kabupaten/Kota di Provinsi Jawa Tengah (persen), 2017–2021
Rate of Growth of Gross Regional Domestic Products at Constant 2010 Prices by Regency/Municipality in Jawa Tengah Province (percent), 2017–2021

| Kabupaten/Kota Regency/Municipality | 2017 | 2018 | 2019 | 2020* | 2021** |
|--|------|------|------|---------|--------|
| (1) | (2) | (3) | (4) | (5) | (6) |
| Kabupaten/Regency | | | | | |
| 1. Cilacap | 2,58 | 2,99 | 2,27 | - 10,28 | 2,15 |
| 2. Banyumas | 6,34 | 6,45 | 6,32 | - 1,65 | 4,00 |
| 3. Purbalingga | 5,37 | 5,42 | 5,64 | - 1,18 | 3,19 |
| 4. Banjarnegara | 5,65 | 5,67 | 5,60 | - 1,32 | 3,26 |
| 5. Kebumen | 5,15 | 5,53 | 5,52 | - 1,45 | 3,71 |
| 6. Purworejo | 5,27 | 5,33 | 5,44 | - 1,61 | 3,38 |
| 7. Wonosobo | 4,14 | 5,06 | 5,57 | - 1,64 | 3,68 |
| 8. Magelang | 5,50 | 5,28 | 5,30 | - 1,67 | 3,48 |
| 9. Boyolali | 5,80 | 5,72 | 5,96 | - 1,20 | 4,63 |
| 10. Klaten | 5,34 | 5,47 | 5,48 | - 1,17 | 3,82 |
| 11. Sukoharjo | 5,76 | 5,79 | 5,92 | - 1,70 | 3,82 |
| 12. Wonogiri | 5,32 | 5,41 | 5,14 | - 1,41 | 3,35 |
| 13. Karanganyar | 5,77 | 5,98 | 5,76 | - 1,87 | 3,57 |
| 14. Sragen | 5,97 | 5,75 | 5,90 | - 1,81 | 3,75 |
| 15. Grobogan | 5,85 | 5,83 | 5,37 | - 1,57 | 3,78 |
| 16. Blora | 5,98 | 4,38 | 4,05 | - 4,56 | 3,68 |
| 17. Rembang | 6,98 | 5,89 | 5,20 | - 1,49 | 3,85 |
| 18. Pati | 5,67 | 5,71 | 5,81 | - 1,16 | 3,38 |
| 19. Kudus | 3,21 | 3,24 | 3,09 | - 3,11 | - 1,98 |
| 20. Jepara | 5,39 | 5,85 | 6,02 | - 1,92 | 4,63 |
| 21. Demak | 5,82 | 5,40 | 5,36 | - 0,23 | 2,62 |
| 22. Semarang | 5,65 | 5,67 | 5,39 | - 2,67 | 3,63 |
| 23. Temanggung | 5,03 | 5,13 | 5,05 | - 2,13 | 3,34 |
| 24. Kendal | 5,78 | 5,77 | 5,71 | - 1,51 | 3,89 |
| 25. Batang | 5,55 | 5,72 | 5,39 | - 1,29 | 4,88 |
| 26. Pekalongan | 5,44 | 5,76 | 5,35 | - 1,89 | 3,54 |
| 27. Pemalang | 5,61 | 5,69 | 5,80 | - 0,61 | 4,19 |
| 28. Tegal | 5,38 | 5,51 | 5,56 | - 1,48 | 3,72 |
| 29. Brebes | 5,65 | 5,26 | 5,76 | - 0,47 | 2,33 |
| Kota/Municipality | | | | | |
| 1. Magelang | 5,42 | 5,46 | 5,41 | - 2,45 | 3,20 |
| 2. Surakarta | 5,70 | 5,75 | 5,78 | - 1,76 | 4,01 |
| 3. Salatiga | 5,58 | 5,84 | 5,90 | - 1,68 | 3,33 |
| 4. Semarang | 6,70 | 6,48 | 6,81 | - 1,85 | 5,16 |
| 5. Pekalongan | 5,32 | 5,69 | 5,50 | - 1,87 | 3,59 |
| 6. Tegal | 5,95 | 5,87 | 5,77 | - 2,29 | 3,12 |

Catatan/Notes: * Angka Sementara/Preliminary Figures

** Angka Sangat Sementara/Very Preliminary Figures

Sumber/Source: BPS Provinsi Jawa Tengah/ BPS-Statistics of Jawa Tengah Province

Tabel
Table 13.3

**Jumlah Penduduk Miskin Menurut Kabupaten/Kota di
Provinsi Jawa Tengah (ribu), 2017–2021**
**Number of Poor Population by Regency/Municipality in
Jawa Tengah Province (thousand), 2017–2021**

| Kabupaten/Kota Regency/Municipality | 2017 | 2018 | 2019 | 2020 | 2021 |
|--|-----------------|-----------------|-----------------|-----------------|-----------------|
| (1) | (2) | (3) | (4) | (5) | (6) |
| Kabupaten/Regency | | | | | |
| 1. Cilacap | 238,30 | 193,18 | 185,18 | 198,60 | 201,71 |
| 2. Banyumas | 283,20 | 226,23 | 211,65 | 225,84 | 232,91 |
| 3. Purbalingga | 171,90 | 144,16 | 140,07 | 149,48 | 153,08 |
| 4. Banjarnegara | 156,80 | 141,72 | 136,10 | 144,95 | 150,19 |
| 5. Kebumen | 233,40 | 208,66 | 201,34 | 211,09 | 212,92 |
| 6. Purworejo | 98,60 | 83,55 | 82,17 | 84,79 | 88,80 |
| 7. Wonosobo | 159,20 | 138,32 | 131,35 | 137,64 | 139,67 |
| 8. Magelang | 157,20 | 143,44 | 137,45 | 146,34 | 154,91 |
| 9. Boyolali | 116,40 | 98,23 | 93,75 | 100,59 | 104,82 |
| 10. Klaten | 165,00 | 151,73 | 144,14 | 151,83 | 158,23 |
| 11. Sukoharjo | 76,70 | 65,43 | 63,55 | 68,89 | 73,84 |
| 12. Wonogiri | 123,00 | 102,84 | 98,28 | 104,37 | 110,46 |
| 13. Karanganyar | 106,80 | 87,79 | 84,46 | 91,72 | 95,41 |
| 14. Sragen | 124,00 | 116,37 | 113,83 | 119,38 | 122,91 |
| 15. Grobogan | 181,00 | 168,70 | 161,92 | 172,26 | 175,72 |
| 16. Blora | 111,90 | 102,50 | 97,86 | 103,73 | 107,05 |
| 17. Rembang | 115,20 | 97,44 | 95,26 | 100,08 | 101,40 |
| 18. Pati | 141,70 | 123,94 | 118,98 | 127,37 | 128,74 |
| 19. Kudus | 64,40 | 59,99 | 58,00 | 64,24 | 67,06 |
| 20. Jepara | 99,00 | 86,54 | 83,47 | 91,14 | 95,22 |
| 21. Demak | 152,60 | 144,12 | 137,60 | 146,87 | 151,74 |
| 22. Semarang | 79,70 | 75,67 | 73,90 | 79,88 | 83,61 |
| 23. Temanggung | 86,80 | 75,39 | 72,57 | 77,33 | 79,09 |
| 24. Kendal | 106,10 | 94,70 | 91,20 | 97,49 | 100,00 |
| 25. Batang | 81,50 | 66,08 | 64,07 | 70,57 | 74,91 |
| 26. Pekalongan | 111,60 | 89,54 | 87,01 | 91,86 | 95,26 |
| 27. Pemalang | 225,00 | 208,34 | 200,67 | 209,03 | 215,08 |
| 28. Tegal | 141,80 | 114,06 | 109,94 | 117,50 | 123,52 |
| 29. Brebes | 343,50 | 309,17 | 293,18 | 308,78 | 314,95 |
| Kota/Municipality | | | | | |
| 1. Magelang | 10,60 | 9,59 | 9,10 | 9,27 | 9,44 |
| 2. Surakarta | 54,90 | 46,99 | 45,18 | 47,03 | 48,78 |
| 3. Salatiga | 9,60 | 9,24 | 9,21 | 9,69 | 10,14 |
| 4. Semarang | 80,90 | 73,65 | 71,97 | 79,58 | 84,45 |
| 5. Pekalongan | 22,50 | 20,52 | 20,21 | 22,16 | 23,49 |
| 6. Tegal | 20,10 | 19,44 | 18,64 | 19,55 | 20,27 |
| Jawa Tengah | 4 450,70 | 3 897,20 | 3 743,23 | 3 980,90 | 4 109,75 |

Sumber/Source: BPS-Survei Sosial Ekonomi Nasional/BPS-National Socio Economic Survey

Tabel
Table 13.4

**Indeks Pembangunan Manusia Menurut Kabupaten/Kota
di Provinsi Jawa Tengah, 2017–2021**
*Human Development Index by Regency/Municipality in
Jawa Tengah Province, 2017-2021*

| Kabupaten/Kota Regency/Municipality | 2017 | 2018 | 2019 | 2020 | 2021 |
|--|--------------|--------------|--------------|--------------|--------------|
| (1) | (2) | (3) | (4) | (5) | (6) |
| Kabupaten/Regency | | | | | |
| 1. Cilacap | 68,90 | 69,56 | 69,98 | 69,95 | 70,42 |
| 2. Banyumas | 70,75 | 71,30 | 71,96 | 71,98 | 72,44 |
| 3. Purbalingga | 67,72 | 68,41 | 68,99 | 68,97 | 69,15 |
| 4. Banjarnegara | 65,86 | 66,54 | 67,34 | 67,45 | 67,86 |
| 5. Kebumen | 68,29 | 68,80 | 69,60 | 69,81 | 70,05 |
| 6. Purworejo | 71,31 | 71,87 | 72,50 | 72,68 | 72,98 |
| 7. Wonosobo | 66,89 | 67,81 | 68,27 | 68,22 | 68,43 |
| 8. Magelang | 68,39 | 69,11 | 69,87 | 69,87 | 70,12 |
| 9. Boyolali | 72,64 | 73,22 | 73,80 | 74,25 | 74,40 |
| 10. Klaten | 74,25 | 74,79 | 75,29 | 75,56 | 76,12 |
| 11. Sukoharjo | 75,56 | 76,07 | 76,84 | 76,98 | 77,13 |
| 12. Wonogiri | 68,66 | 69,37 | 69,98 | 70,25 | 70,49 |
| 13. Karanganyar | 75,22 | 75,54 | 75,89 | 75,86 | 75,99 |
| 14. Sragen | 72,40 | 72,96 | 73,43 | 73,95 | 74,08 |
| 15. Grobogan | 68,87 | 69,32 | 69,86 | 69,87 | 70,41 |
| 16. Blora | 67,52 | 67,95 | 68,65 | 68,84 | 69,37 |
| 17. Rembang | 68,95 | 69,46 | 70,15 | 70,02 | 70,43 |
| 18. Pati | 70,12 | 70,71 | 71,35 | 71,77 | 72,28 |
| 19. Kudus | 73,84 | 74,58 | 74,94 | 75,00 | 75,16 |
| 20. Jepara | 70,79 | 71,38 | 71,88 | 71,99 | 72,36 |
| 21. Demak | 70,41 | 71,26 | 71,87 | 72,22 | 72,57 |
| 22. Semarang | 73,20 | 73,61 | 74,14 | 74,10 | 74,24 |
| 23. Temanggung | 68,34 | 68,83 | 69,56 | 69,57 | 69,88 |
| 24. Kendal | 70,62 | 71,28 | 71,97 | 72,29 | 72,50 |
| 25. Batang | 67,35 | 67,86 | 68,42 | 68,65 | 68,92 |
| 26. Pekalongan | 68,4 | 68,97 | 69,71 | 69,63 | 70,11 |
| 27. Pemalang | 65,04 | 65,67 | 66,32 | 66,32 | 66,56 |
| 28. Tegal | 66,44 | 67,33 | 68,24 | 68,39 | 68,79 |
| 29. Brebes | 64,86 | 65,68 | 66,12 | 66,11 | 66,32 |
| Kota/Municipality | | | | | |
| 1. Magelang | 77,84 | 78,31 | 78,80 | 78,99 | 79,43 |
| 2. Surakarta | 80,85 | 81,46 | 81,86 | 82,21 | 82,62 |
| 3. Salatiga | 81,68 | 82,41 | 83,12 | 83,14 | 83,60 |
| 4. Semarang | 82,01 | 82,72 | 83,19 | 83,05 | 83,55 |
| 5. Pekalongan | 73,77 | 74,24 | 74,77 | 74,98 | 75,40 |
| 6. Tegal | 73,95 | 74,44 | 74,93 | 75,07 | 75,52 |
| Jawa Tengah | 70,52 | 71,12 | 71,73 | 71,87 | 72,16 |

Sumber/Source: BPS, Seri Publikasi Indeks Pembangunan Manusia/
BPS Statistics Indonesia, Series of Publication of Human Development Index

Tabel
Table 13.5

**Persentase Penduduk Miskin Menurut Kabupaten/Kota di
Provinsi Jawa Tengah, 2017-2021**
*Percentage of Poor People by Regency/Municipality in Jawa
Tengah Province, 2017-2021*

| Kabupaten/Kota Regency/Municipality | 2017 | 2018 | 2019 | 2020 | 2021 |
|--|--------------|--------------|--------------|--------------|--------------|
| (1) | (2) | (3) | (4) | (5) | (5) |
| Kabupaten/Regency | | | | | |
| 1. Cilacap | 13,94 | 11,25 | 10,73 | 11,46 | 11,67 |
| 2. Banyumas | 17,05 | 13,50 | 12,53 | 13,26 | 13,66 |
| 3. Purbalingga | 18,80 | 15,62 | 15,03 | 15,90 | 16,24 |
| 4. Banjarnegara | 17,21 | 15,46 | 14,76 | 15,64 | 16,23 |
| 5. Kebumen | 19,60 | 17,47 | 16,82 | 17,59 | 17,83 |
| 6. Purworejo | 13,81 | 11,67 | 11,45 | 11,78 | 12,40 |
| 7. Wonosobo | 20,32 | 17,58 | 16,63 | 17,36 | 17,67 |
| 8. Magelang | 12,42 | 11,23 | 10,67 | 11,27 | 11,91 |
| 9. Boyolali | 11,96 | 10,04 | 9,53 | 10,18 | 10,62 |
| 10. KlATEN | 14,15 | 12,96 | 12,28 | 12,89 | 13,49 |
| 11. Sukoharjo | 8,75 | 7,41 | 7,14 | 7,68 | 8,23 |
| 12. Wonogiri | 12,90 | 10,75 | 10,25 | 10,86 | 11,55 |
| 13. Karanganyar | 12,28 | 10,01 | 9,55 | 10,28 | 10,68 |
| 14. Sragen | 14,02 | 13,12 | 12,79 | 13,38 | 13,83 |
| 15. Grobogan | 13,27 | 12,31 | 11,77 | 12,46 | 12,74 |
| 16. Blora | 13,04 | 11,90 | 11,32 | 11,96 | 12,39 |
| 17. Rembang | 18,35 | 15,41 | 14,95 | 15,60 | 15,80 |
| 18. Pati | 11,38 | 9,90 | 9,46 | 10,08 | 10,21 |
| 19. Kudus | 7,59 | 6,98 | 6,68 | 7,31 | 7,60 |
| 20. Jepara | 8,12 | 7,00 | 6,66 | 7,17 | 7,44 |
| 21. Demak | 13,41 | 12,54 | 11,86 | 12,54 | 12,92 |
| 22. Semarang | 7,78 | 7,29 | 7,04 | 7,51 | 7,82 |
| 23. Temanggung | 11,46 | 9,87 | 9,42 | 9,96 | 10,17 |
| 24. Kendal | 11,10 | 9,84 | 9,41 | 9,99 | 10,24 |
| 25. Batang | 10,80 | 8,69 | 8,35 | 9,13 | 9,68 |
| 26. Pekalongan | 12,61 | 10,06 | 9,71 | 10,19 | 10,57 |
| 27. Pemaslang | 17,37 | 16,04 | 15,41 | 16,02 | 16,56 |
| 28. Tegal | 9,90 | 7,94 | 7,64 | 8,14 | 8,60 |
| 29. Brebes | 19,14 | 17,17 | 16,22 | 17,03 | 17,43 |
| Kota/Municipality | | | | | |
| 1. Magelang | 8,75 | 7,87 | 7,46 | 7,58 | 7,75 |
| 2. Surakarta | 10,65 | 9,08 | 8,70 | 9,03 | 9,40 |
| 3. Salatiga | 5,07 | 4,84 | 4,76 | 4,94 | 5,14 |
| 4. Semarang | 4,62 | 4,14 | 3,98 | 4,34 | 4,56 |
| 5. Pekalongan | 7,47 | 6,75 | 6,60 | 7,17 | 7,59 |
| 6. Tegal | 8,11 | 7,81 | 7,47 | 7,80 | 8,12 |
| Jawa Tengah | 13,01 | 11,32 | 10,80 | 11,41 | 11,79 |

Sumber/Source: Survei Sosial Ekonomi Nasional/National Socio Economic Survey

Tabel 13.6
Table

Tingkat Pengangguran Terbuka dan Tingkat Partisipasi Angkatan Kerja (TPAK) Menurut Kabupaten/Kota di Provinsi Jawa Tengah, 2019-2021
Unemployment Rate (UR) and Labour Force Participation Rate (LFPR) by Regency/Municipality in Jawa Tengah Province, 2019-2021

| Kabupaten/Kota Regency/Municipality | TPT/ UR | | | TPAK/ LFPR | | |
|--|-------------|-------------|-------------|--------------|--------------|--------------|
| | 2019 | 2020 | 2021 | 2019 | 2020 | 2021 |
| (1) | (2) | (3) | (4) | (5) | (6) | (7) |
| Kabupaten/Regency | | | | | | |
| 1. Cilacap | 7,24 | 9,10 | 9,97 | 65,34 | 67,79 | 62,91 |
| 2. Banyumas | 4,17 | 6,00 | 6,05 | 67,34 | 66,66 | 65,07 |
| 3. Purbalingga | 4,73 | 6,10 | 6,05 | 68,14 | 69,89 | 69,52 |
| 4. Banjarnegara | 4,44 | 5,86 | 5,86 | 70,09 | 69,69 | 69,76 |
| 5. Kebumen | 4,69 | 6,07 | 6,03 | 68,72 | 69,63 | 67,76 |
| 6. Purworejo | 2,91 | 4,04 | 3,59 | 66,81 | 70,05 | 73,29 |
| 7. Wonosobo | 3,43 | 5,37 | 5,26 | 72,07 | 71,26 | 70,77 |
| 8. Magelang | 3,07 | 4,27 | 5,03 | 74,73 | 76,60 | 75,78 |
| 9. Boyolali | 3,09 | 5,28 | 5,09 | 72,70 | 75,11 | 75,79 |
| 10. Klaten | 3,54 | 5,46 | 5,48 | 69,10 | 68,33 | 66,89 |
| 11. Sukoharjo | 3,39 | 6,93 | 3,32 | 68,50 | 68,74 | 68,78 |
| 12. Wonogiri | 2,55 | 4,27 | 2,43 | 69,86 | 74,69 | 73,09 |
| 13. Karanganyar | 3,12 | 5,96 | 5,89 | 70,19 | 73,55 | 73,15 |
| 14. Sragen | 3,32 | 4,75 | 4,76 | 67,71 | 68,44 | 71,74 |
| 15. Grobogan | 3,54 | 4,50 | 4,38 | 69,25 | 69,77 | 72,88 |
| 16. Blora | 3,82 | 4,89 | 3,81 | 68,54 | 71,90 | 70,54 |
| 17. Rembang | 3,60 | 4,83 | 3,67 | 66,26 | 65,17 | 70,67 |
| 18. Pati | 3,64 | 4,74 | 4,60 | 66,08 | 63,85 | 68,99 |
| 19. Kudus | 3,80 | 5,53 | 3,77 | 72,05 | 74,50 | 74,77 |
| 20. Jepara | 2,92 | 6,70 | 4,23 | 68,43 | 69,92 | 69,55 |
| 21. Demak | 5,42 | 7,31 | 5,28 | 67,72 | 69,79 | 66,23 |
| 22. Semarang | 2,54 | 4,57 | 5,02 | 74,69 | 75,07 | 74,10 |
| 23. Temanggung | 2,98 | 3,85 | 2,62 | 76,23 | 58,73 | 74,01 |
| 24. Kendal | 6,26 | 7,56 | 7,55 | 67,91 | 70,50 | 69,93 |
| 25. Batang | 4,11 | 6,92 | 6,59 | 68,75 | 69,78 | 71,40 |
| 26. Pekalongan | 4,35 | 6,97 | 4,28 | 71,15 | 71,23 | 71,46 |
| 27. Pemalang | 6,45 | 7,64 | 6,71 | 66,27 | 65,57 | 65,90 |
| 28. Tegal | 8,12 | 9,82 | 9,97 | 66,50 | 66,52 | 66,24 |
| 29. Brebes | 7,39 | 9,83 | 9,78 | 66,08 | 66,65 | 63,97 |
| Kota/Municipality | | | | | | |
| 1. Magelang | 4,37 | 8,59 | 8,73 | 64,95 | 67,61 | 67,07 |
| 2. Surakarta | 4,16 | 7,92 | 7,85 | 69,27 | 68,84 | 66,89 |
| 3. Salatiga | 4,33 | 7,44 | 7,26 | 66,96 | 70,23 | 70,36 |
| 4. Semarang | 4,50 | 9,57 | 9,54 | 66,87 | 69,89 | 69,41 |
| 5. Pekalongan | 5,80 | 7,02 | 6,89 | 72,46 | 66,45 | 75,77 |
| 6. Tegal | 8,08 | 8,40 | 8,25 | 69,61 | 64,57 | 68,25 |
| Jawa Tengah | 4,44 | 6,48 | 5,95 | 68,85 | 69,43 | 69,58 |

Sumber/Source: Survei Angkatan Kerja Nasional/National Labor Force Survey

Tabel
Table 13.7

Jumlah Penduduk Berumur 15 Tahun Keatas Menurut Kabupaten/Kota dan Jenis Kegiatan Selama Seminggu yang Lalu di Provinsi Jawa Tengah, 2021
Number of Population Aged 15 Years and Over by Regency/ Municipality and Type of Activity During Previous Week in Jawa Tengah Province, 2021

| Kabupaten/Kota Regency/Municipality | Angkatan Kerja/Economically Active | | | Bukan Angkatan Kerja Economically Inactive |
|--|------------------------------------|---|-------------------|---|
| | Bekerja Working | Pengang- guran Terbuka Unemployment | Jumlah Total | |
| (1) | (2) | (3) | (4) | (5) |
| Kabupaten/Regency | | | | |
| 1. Cilacap | 747 329 | 82 714 | 830 043 | 489 453 |
| 2. Banyumas | 813 592 | 52 390 | 865 982 | 464 824 |
| 3. Purbalingga | 473 232 | 30 450 | 503 682 | 220 788 |
| 4. Banjarnegara | 470 460 | 29 281 | 499 741 | 216 580 |
| 5. Kebumen | 582 719 | 37 408 | 620 127 | 295 046 |
| 6. Purworejo | 400 401 | 14 898 | 415 299 | 151 326 |
| 7. Wonosobo | 405 526 | 22 527 | 428 053 | 176 795 |
| 8. Magelang | 735 613 | 38 976 | 774 589 | 247 550 |
| 9. Boyolali | 559 932 | 30 009 | 589 941 | 188 452 |
| 10. Klaten | 596 661 | 34 584 | 631 245 | 312 419 |
| 11. Sukoharjo | 476 867 | 16 391 | 493 258 | 223 913 |
| 12. Wonogiri | 559 093 | 13 932 | 573 025 | 210 968 |
| 13. Karanganyar | 487 270 | 30 517 | 517 787 | 190 074 |
| 14. Sragen | 483 592 | 24 160 | 507 752 | 200 000 |
| 15. Grobogan | 748 718 | 34 317 | 783 035 | 291 322 |
| 16. Blora | 467 018 | 18 507 | 485 525 | 202 796 |
| 17. Rembang | 348 727 | 13 293 | 362 020 | 150 279 |
| 18. Pati | 662 492 | 31 935 | 694 427 | 312 069 |
| 19. Kudus | 501 443 | 19 651 | 521 094 | 175 796 |
| 20. Jepara | 658 208 | 29 076 | 687 284 | 300 954 |
| 21. Demak | 563 708 | 31 403 | 595 111 | 303 462 |
| 22. Semarang | 598 413 | 31 627 | 630 040 | 220 207 |
| 23. Temanggung | 443 009 | 11 918 | 454 927 | 159 746 |
| 24. Kendal | 493 732 | 40 298 | 534 030 | 229 664 |
| 25. Batang | 402 320 | 28 370 | 430 690 | 172 496 |
| 26. Pekalongan | 465 460 | 20 788 | 486 248 | 194 187 |
| 27. Pemalang | 601 815 | 43 288 | 645 103 | 333 805 |
| 28. Tegal | 644 499 | 71 346 | 715 845 | 364 829 |
| 29. Brebes | 793 289 | 85 969 | 879 258 | 495 258 |
| Kota/Municipality | | | | |
| 1. Magelang | 60 317 | 5 769 | 66 086 | 32 444 |
| 2. Surakarta | 260 025 | 22 153 | 282 178 | 139 659 |
| 3. Salatiga | 103 979 | 8 145 | 112 124 | 47 233 |
| 4. Semarang | 936 076 | 98 718 | 1 034 794 | 455 948 |
| 5. Pekalongan | 168 725 | 12 485 | 181 210 | 57 961 |
| 6. Tegal | 121 510 | 10 930 | 132 440 | 61 618 |
| Jawa Tengah | 17 835 770 | 1 128 223 | 18 963 993 | 8 289 921 |

Catatan/ Note: ¹⁾ Penghitungan dengan menggunakan penimbang hasil proyeksi SUPAS 2015

Sumber/Source: Survei Angkatan Kerja Nasional Agustus/August National Labor Force Survey

ST 2023

SENSUS PERTANIAN

BerAKHLAK

Berorientasi Pelayanan Akuntabel Kompeten
Harmonis Loyal Adaptif Kolaboratif

DATA

MENCERDASKAN BANGSA

Enlighten The Nation



**BADAN PUSAT STATISTIK
KABUPATEN PURBALINGGA**

Jl. Letjen S. Parman No. 48 Purbalingga

Telp./Fax : (0281) 891179

E-mail : bps3303@bps.go.id

Homepage : purbalinggakab.bps.go.id

ISSN 0215-6075



9 770215 607004