

# Kabupaten NIAS DALAM ANGKA

*Nias Regency in Figures*

# 2021



**BADAN PUSAT STATISTIK  
KABUPATEN NIAS**  
*BPS-Statistics of Nias Regency*

Kabupaten  
**NIAS**  
**DALAM ANGKA**

*Nias Regency in Figures*

**2021**



**KABUPATEN NIAS DALAM ANGKA**  
***Nias Regency in Figures***  
**2021**

**ISSN:** 0215-353X

**No. Publikasi/Publication Number:** 12010.2101

**Katalog/Catalog:** 102001.1201

**Ukuran Buku/Book Size:** 14,8 cm x 21 cm

**Jumlah Halaman/Number of Pages :** xxxviii +352 hal/pages

**Naskah/Manuscript:**

BPS Kabupaten Nias

*BPS-Statistics of Nias Regency*

**Penyunting/Editor:**

BPS Kabupaten Nias

*BPS-Statistics of Nias Regency*

**Gambar Kover/Cover Design:**

Seksi Integrasi Pengolahan dan Diseminasi Statistik

*Section of Integration Processing and Statistics Dissemination*

**Ilustrasi Kover/Cover Illustration:**

Pantai Tagaule/Tagaule Beach

**Diterbitkan oleh/Published by:**

©BPS Kabupaten Nias/*BPS-Statistics of Nias Regency*

**Dicetak oleh/Printed by:**

CV. E'KARYA

**Dilarang mengumumkan, mendistribusikan, mengomunikasikan, dan/atau menggandakan sebagian atau seluruh isi buku ini untuk tujuan komersil tanpa izin tertulis dari Badan Pusat Statistik.**

*Prohibited to announce, distribute, communicate, and/or copy part or all of this book for commercial purpose without permission from BPS-Statistics Indonesia.*





**KEPALA BPS KABUPATEN NIAS**  
**CHIEF STATISTICIAN OF NIAS REGENCY**



**Freddy Situngkir, S.Si, M.Si**





## KATA PENGANTAR

Kabupaten Nias Dalam Angka 2021 merupakan publikasi tahunan yang diterbitkan oleh BPS Kabupaten Nias. Disadari bahwa publikasi ini belum sepenuhnya memenuhi harapan pihak pemakai data khususnya para perencana, namun diharapkan dapat membantu melengkapi penyusunan rencana pembangunan di Kabupaten Nias.

Publikasi ini dapat terwujud berkat kerja sama dan bantuan dari berbagai pihak baik instansi pemerintah maupun swasta. Kepada semua pihak yang telah memberikan bantuan disampaikan penghargaan dan terima kasih yang sebesar-besarnya.

Walaupun publikasi ini telah disiapkan sebaik-baiknya, namun disadari masih ada kekurangan dan kesalahan yang terjadi. Untuk perbaikan publikasi ini, tanggapan dan saran yang bersifat konstruktif dari para pemakai sangat diharapkan.

Gunungsitoli, Februari 2021  
Kepala BPS  
Kabupaten Nias

**Freddy Situngkir, S.Si, M.Si**





## PREFACE

*Nias Utara Regency in Figures 2021 is an annual publication written by BPS-Statistics of Nias Regency. Honestly, this publication has not perfect yet and has not filled the user's hope, especially for the planners, but hopely it can help to equip compilation of development planning in this regency.*

*This comprehensive publication has been made possible with the assistance and contribution from several governmental institutions and private organizations. To all parties who have been involved in the preparation of this publication, I would like to express my sincerest appreciation and gratitude.*

*Comments and constructive suggestions for the improvement of this publication are always welcome.*

Gunungsitoli, Februari 2021  
Chief Statistician of  
Nias Regency

**Freddy Situngkir, S.Si, M.Si**

## DAFTAR ISI / CONTENTS

|  | Halaman<br><i>Page</i> |
|--|------------------------|
| Kata Pengantar/ <i>Preface</i> .....   | vii                    |
| Daftar Isi/ <i>Contents</i> .....  | ix                     |
| Daftar Tabel/ <i>List of Tables</i> .....  | xi                     |
| Daftar Gambar/ <i>List of Figures</i> .....  | xxxi                   |
| Daftar Singkatan/ <i>List of Abbreviations</i> .....   | xxxv                   |
| Statistik Kunci/ <i>Key Statistics</i> .....   | xxxvii                 |
| 1. Geografi dan Iklim/ <i>Geography and Climate</i> .....  | 1                      |
| 2. Pemerintahan/ <i>Government</i> .....   | 15                     |
| 3. Penduduk dan Ketenagakerjaan/ <i>Population and Employment</i> .....  | 47                     |
| 4. Sosial dan Kesejahteraan Rakyat/ <i>Social and Welfare</i> .....  | 75                     |
| 5. Pertanian, Kehutanan, Peternakan, dan Perikanan/ <i>Agriculture,<br/>Forestry, Livestock, and Fishery</i> ..... | 165                    |
| 6. Industri, Pertambangan, dan Energi/ <i>Industry, Mining, and Energy</i> .....                                   | 249                    |
| 7. Pariwisata/ <i>Tourism</i> .....  | 265                    |
| 8. Transportasi dan Komunikasi/ <i>Transportation and Communication</i> .....                                      | 279                    |
| 9. Perbankan, Koperasi, dan Harga-harga/ <i>Banking, Cooperative, dan<br/>Prices</i> .....                         | 299                    |
| 10. Pengeluaran Penduduk/ <i>Population Expenditure</i> .....  | 309                    |
| 11. Perdagangan/ <i>Trade</i> .....  | 317                    |
| 12. Sistem Neraca Regional/ <i>System of Regional Accounts</i> .....   | 327                    |
| 13. Perbandingan Antar Kabupaten/Kota/ <i>Regency/Municipal Comparison</i>   | 345                    |



## DAFTAR TABEL/LIST OF TABLES

Halaman  
Page

|            |   |    |
|------------|---|----|
| <b>1.</b>  | <b>GEOGRAFI DAN IKLIM/GEOGRAPHY AND CLIMATE</b>   |    |
| <b>1.1</b> | <b>KEADAAN GEOGRAFI</b>   |    |
|            | <b>GEOGRAPHY CONDITION</b>  |    |
| 1.1.1      | Luas Daerah dan Jumlah Pulau Menurut Kecamatan di Kabupaten Nias, 2020<br><i>Total Area and Number of Islands by Subdistrict in Nias Regency, 2020</i>  | 8  |
| 1.1.2      | Tinggi Wilayah dan Jarak ke Ibukota Kabupaten Menurut Kecamatan di Kabupaten Nias, 2020<br><i>Altitude and Distance to the Capital of Regency by Subdistrict in Nias Regency, 2020</i> .....  | 10 |
| <b>1.2</b> | <b>KEADAAN IKLIM</b>  |    |
|            | <b>CLIMATE CONDITION</b>  |    |
| 1.2.1      | Pengamatan Unsur Iklim Menurut Bulan di Badan Meteorologi Klimatologi dan Geofisika-Binaka Gunungsitoli, 2020<br><i>Observation of Climate Elements By Months at Meteorological, Climatology and Geophysical Office-Binaka Gunungsitoli, 2020</i> ..... | 11 |
| 1.2.2      | Jumlah Gempa Bumi di Kabupaten Nias dan Sekitarnya, 2020<br><i>Number of Earthquakes in Nias Regency and Surrounding Area, 2020.</i>  | 14 |
| <b>2.</b>  | <b>PEMERINTAHAN/GOVERNMENT</b>  |    |
| <b>2.1</b> | <b>WILAYAH ADMINISTRATIF</b>  |    |
|            | <b>ADMINISTRATIVE AREA</b>  |    |
| 2.1.1      | Jumlah Desa/Kelurahan Menurut Kecamatan di Kabupaten Nias ,2016-2020<br><i>Number of Villages/Kelurahan by Subdistrict in Nias Regency, 2016-2020</i> .....   | 23 |
| 2.1.2      | Jumlah Dusun/SLS Menurut Kecamatan di Kabupaten Nias , 2020<br><i>Number of Hamlet/SLS by Subdistrict in Nias Regency, 2020</i> .....   | 24 |
| <b>2.2</b> | <b>DEWAN PERWAKILAN RAKYAT DAERAH</b>   |    |
|            | <b>REGIONAL HOUSE OF REPRESENTATIVE</b>   |    |

|            |  |    |
|------------|--|----|
| 2.2.1      | Jumlah Anggota Dewan Perwakilan Rakyat Daerah Menurut Partai Politik dan Jenis Kelamin di Kabupaten Nias, 2019<br><i>Number of Regional House of Representatives's Members by Political Parties and Gender in NiasRegency,2019.....</i>              | 25 |
| 2.2.2      | Banyaknya Linmas Kecamatan dan Linmas Desa Menurut Kecamatan di Kabupaten Nias, 2020<br><i>Number of Subdistrict Civil Defence and Village Civil Defence by Subdistrict in Nias Regency, 2020.....</i>   | 26 |
| 2.2.3      | Banyaknya Linmas Menurut Jenis di Kabupaten Nias, 2020<br><i>Number of Civil Defence by Kinds in Nias Regency, 2020.....</i>   | 27 |
| 2.2.4      | Banyaknya Organisasi Kemasyarakatan Menurut Status Hukum di Kabupaten Nias, 2020<br><i>Number of Social Organization by Legal Status in Nias Regency, 2020</i>   | 28 |
| <b>2.3</b> | <b>SUMBER DAYA MANUSIA</b><br><b>HUMAN RESOURCES</b>   |    |
| 2.3.1      | Jumlah Pegawai Negeri Sipil Menurut Jabatan dan Jenis Kelamin di Kabupaten Nias, Desember 2019 dan Desember 2020<br><i>Number of Civil Servants by Occupation and Gender in Nias Regency, December 2019 dan December 2020.....</i>                   | 29 |
| 2.3.2      | Jumlah Pegawai Negeri Sipil Menurut Tingkat Pendidikan dan Jenis Kelamin di Kabupaten Nias, Desember 2019 dan Desember 2020<br><i>Number of Civil Servants by Educational Level and Gender in Nias Regency, December 2019 and December 2020.....</i> | 31 |
| 2.3.3      | Jumlah Pegawai Negeri Sipil Menurut Tingkat Kepangkatan dan Jenis Kelamin di Kabupaten Nias, Desember 2019 dan Desember 2020<br><i>Number of Civil Servants by Hierarchy and Gender in Nias Regency, December 2019 and December 2020.....</i>        | 33 |
| 2.3.4      | Jumlah Pegawai Negeri Sipil Menurut Dinas/Instansi Pemerintah dan Jenis Kelamin di Kabupaten Nias, 2020<br><i>Number of Civil Servants of Agency Government and Gender in Nias Regency, 2020.....</i>  | 35 |
| 2.3.5      | Jumlah Pegawai Negeri Sipil Menurut Dinas/Instansi Pemerintah dan Golongan di Kabupaten Nias, 2020<br><i>Number of Civil Servants of Agency Government and Rank in Nias Regency, 2020.....</i>   | 37 |

|            |  |    |
|------------|--|----|
| 2.3.6      | Jumlah Pegawai Negeri Sipil Menurut Dinas/Instansi Pemerintah dan Pendidikan Terakhir di Kabupaten Nias, 2020<br><i>Number of Civil Servants of Agency Government and Last Education in Nias Regency, 2020</i> .....   | 39 |
| 2.3.7      | Jumlah Pegawai Negeri Sipil Pada Kantor Kecamatan Menurut Golongan di Kabupaten Nias, 2020<br><i>Number of Civil Servants to Subdistrict Official by Rank in Nias Regency, 2020</i> .....  | 41 |
| 2.3.8      | Jumlah Pegawai Negeri Sipil Pada Kantor Kecamatan Menurut Pendidikan di Kabupaten Nias, 2020<br><i>Number of Civil Servants to Subdistrict Official by Educational in Nias Regency, 2020</i> .....   | 42 |
| <b>2.4</b> | <b>KEUANGAN PEMERINTAH</b><br><b>GOVERNMENT FINANCE</b>  |    |
| 2.4.1      | Realisasi Pendapatan Pemerintah Kabupaten Nias Menurut Jenis Pendapatan (ribu rupiah), 2017–2020<br><i>Actual Nias Regency Government Revenues by Kind of Revenues (thousand rupiahs), 2017–2020</i> .....   | 43 |
| 2.4.2      | Realisasi Belanja Pemerintah Kabupaten Nias Menurut Jenis Belanja (ribu rupiah), 2017–2020<br><i>Actual Nias Regency Government Expenditures by Kind of Expenditures (thousand rupiahs), 2017–2020</i> .....   | 45 |
| <b>3.</b>  | <b>PENDUDUK DAN KETENAGAKERJAAN/</b><br><b>POPULATION AND EMPLOYMENT</b>   |    |
| <b>3.1</b> | <b>PENDUDUK</b><br><b>POPULATION</b>   |    |
| 3.1.1      | Penduduk, Laju Pertumbuhan Penduduk per Tahun, Distribusi Persentase Penduduk, Kepadatan Penduduk, Rasio Jenis Kelamin Penduduk Menurut Kecamatan di Kabupaten Nias, 2020<br><i>Population, Annual Population Growth Rate, Percentage Distribution of Population, Population Density, and Population Gender Ratio by Subdistrict in Nias Regency, 2020</i> ..... | 61 |
| 3.1.2      | Banyaknya Penduduk Menurut Kecamatan dan Jenis Kelamin di Kabupaten Nias, 2020   |    |

|            | Halaman<br>Page  |
|------------|--|
|            | <i>Total of Population by Subdistrict and Gender in Nias Regency, 2020...</i> 64   |
| 3.1.3      | Banyaknya Penduduk Menurut Kelompok Umur dan Jenis Kelamin di Kabupaten Nias, 2020<br><i>Total of Population by Age Group and Gender in Nias Regency, 2020...</i> 65   |
| 3.1.4      | Jumlah Akta Perkawinan yang Dikeluarkan Menurut Kecamatan di Kabupaten Nias, 2020<br><i>Number of the Marriage Certificate Issued by Subdistrict in Nias Regency, 2020.....</i> 66   |
| 3.1.5      | Jumlah Akta Kelahiran yang Dikeluarkan Menurut Bulan di Kabupaten Nias, 2020<br><i>Number of Birth Certificate Issued by Mounth in Nias Regency, 2020....</i> 67   |
| 3.1.6      | Jumlah Akta Kematian yang Dikeluarkan Menurut Kecamatan di Kabupaten Nias, 2020<br><i>Number of Death Outlined Certificate by Mounth in Nias Regency, 2020.....</i> 68   |
| <b>3.2</b> | <b>KETENAGAKERJAAN<br/>EMPLOYMENT</b>  |
| 3.2.1      | Jumlah Penduduk Berumur 15 Tahun Keatas Menurut Jenis Kegiatan Selama Seminggu yang Lalu dan Jenis Kelamin di Kabupaten Nias, 2020<br><i>Population Aged 15 Years and Over by Type of Activity During The Previous Week and Gender in Nias Regency, 2020.....</i> 69                                     |
| 3.2.2      | Penduduk Berumur 15 Tahun ke Atas Menurut Pendidikan Tertinggi yang Ditamatkan dan Jenis Kegiatan Selama Seminggu yang Lalu di Kabupaten Nias, 2020<br><i>Population 15 Years of Age and Over by Educational Attainment and Type of Activity During the Previous Week in Nias Regency, 2020 .....</i> 70 |
| 3.2.3      | Penduduk Berumur 15 Tahun Ke Atas yang Bekerja Selama Seminggu yang Lalu Menurut Status Pekerjaan Utama dan Jenis Kelamin di Kabupaten Nias, 2020<br><i>Population 15 Years of Age and Over who Worked During The Previous Week by Main Employment Status and Gender in Nias Regency, 2020 .....</i> 72  |
| 3.2.4      | Jumlah Pencari Kerja Menurut Tingkat Pendidikan yang Ditamatkan di Kabupaten Nias, 2020  |

*Number of Work Seeker by Education Finished in Nias Regency, 2020 .* 73

#### **4. SOSIAL DAN KESEJAHTERAAN RAKYAT/SOCIAL AND WELFARE**

##### **4.1 PENDIDIKAN**

###### **EDUCATION**

- 4.1.1 Jumlah Sekolah, Guru, dan Murid Taman Kanak-Kanak (TK) di Bawah Kementerian Pendidikan dan Kebudayaan Menurut Kecamatan di Kabupaten Nias, 2019/2020 dan 2020/2021  
*Number of Schools, Teachers, and Pupils in Kindergarten Under The Ministry of Education and Culture by Subdistrict in Nias Regency, 2019/2020 and 2020/2021*..... 89
- 4.1.2 Jumlah Sekolah, Guru, dan Murid Raudatul Athfal (RA) di Bawah Kementerian Agama Menurut Kecamatan di Kabupaten Nias, 2019/2020 dan 2020/2021  
*Number of Schools, Teachers, and Pupils in Raudatul Athfal (RA) Under The Ministry of Religious Affairs by Subdistrict in Nias Regency, 2019/2020 and 2020/2021*..... 92
- 4.1.3 Jumlah Sekolah, Guru, dan Murid Sekolah Dasar (SD) di Bawah Kementerian Pendidikan dan Kebudayaan Menurut Kecamatan di Kabupaten Nias, 2019/2020 dan 2020/2021  
*Number of Schools, Teachers, and Pupils in Primary Schools Under The Ministry of Education and Culture by Subdistrict in Nias Regency, 2019/2020 and 2020/2021*..... 93
- 4.1.4 Jumlah Sekolah, Guru, dan Murid Madrasah Ibtidaiyah (MI) di Bawah Kementerian Agama Menurut Kecamatan Menurut Kecamatan di Kabupaten Nias, 2019/2020 dan 2020/2021  
*Number of Schools, Teachers, and Pupils in Madrasah Ibtidaiyah (MI) Under The Ministry of Religious Affairs by Subdistrict in Nias Regency, 2019/2020 and 2020/2021*..... 96
- 4.1.5 Jumlah Sekolah, Guru, dan Murid Sekolah Menengah Pertama (SMP) di Bawah Kementerian Pendidikan dan Kebudayaan Menurut Kecamatan di Kabupaten Nias, 2019/2021 dan 2020/2021  
*Number of Schools, Teachers, and Pupils in Junior High Schools Under The Ministry of Education and Culture by Subdistrict in Nias Regency, 2019/2020 and 2020/2021*..... 97



|        |  |     |
|--------|--|-----|
| 4.1.6  | Jumlah Sekolah, Guru, dan Murid Madrasah Tsanawiyah (MTs) di Bawah Kementerian Agama Menurut Kecamatan di Kabupaten Nias, 2019/2020 dan 2020/2021<br><i>Number of Schools, Teachers, and Pupils in Madrasah Tsanawiyah (MTs) Under The Ministry of Religious Affairs by Subdistrict in Nias Regency, 2019/2020 and 2020/2021</i> .....                             | 100 |
| 4.1.7  | Jumlah Sekolah, Guru, dan Murid Sekolah Menengah Atas (SMA) di Bawah Kementerian Pendidikan dan Kebudayaan Menurut Kecamatan di Kabupaten Nias, 2019/2020 dan 2020/2021<br><i>Number of Schools, Teachers, and Pupils in Senior High Schools Under The Ministry of Education and Culture by Subdistrict in Nias Regency, 2019/2020 and 2020/2021</i> .....         | 101 |
| 4.1.8  | Jumlah Sekolah, Guru, dan Murid Sekolah Menengah Kejuruan (SMK) di Bawah Kementerian Pendidikan dan Kebudayaan Menurut Kecamatan di Kabupaten Nias, 2019/2020 dan 2020/2021<br><i>Number of Schools, Teachers, and Pupils in Vocational High Schools Under The Ministry of Education and Culture by Subdistrict in Nias Regency, 2019/2020 and 2020/2021</i> ..... | 104 |
| 4.1.9  | Jumlah Sekolah, Guru, dan Murid Madrasah Aliyah (MA) di Bawah Kementerian Agama Menurut Kecamatan di Kabupaten Nias, 2019/2020 dan 2020/2021<br><i>Number of Schools, Teachers, and Pupils in Madrasah Aliyah (MA) Under the Ministry of Religious Affairs by Subdistrict in Nias Regency, 2019/2020 and 2020/2021</i> .....                                       | 107 |
| 4.1.10 | Jumlah Desa yang Memiliki Fasilitas Sekolah Menurut Kecamatan dan Tingkat Pendidikan di Kabupaten Nias, 2018-2020<br><i>Number of Villages Having Educational Facilities by Subdistrict and Educational Level in Nias Regency, 2018-2020</i> .....   | 110 |
| 4.1.11 | Angka Partisipasi Murni (APM) dan Angka Partisipasi Kasar (APK) Menurut Jenjang Pendidikan di Kabupaten Nias, 2019 dan 2020<br><i>Net Participation Rates and Gross Participation Rates by Educational Level in Nias Regency, 2019 and 2020</i> .....  | 115 |
| 4.1.12 | Persentase Penduduk Berumur 15 Tahun ke Atas Yang Melek Huruf Menurut Kelompok Umur di Kabupaten Nias, 2019 dan 2020<br><i>Percentage of Literate People Aged 15 Years and Over by Age Group in Nias Regency, 2019 and 2020</i> .....  | 116 |

|                      |  |     |
|----------------------|--|-----|
| 4.1.13               | Jumlah Dosen, Pegawai Tata Usaha, dan Mahasiswa Institut Keguruan dan Ilmu Pendidikan (IKIP) ,2020<br><i>Number of Lecturers, Administrative Staff, and Students of the Teacher Training and Education Institute (IKIP), 2020</i> .....                  | 117 |
| 4.1.14               | Banyaknya Mahasiswa Institut Keguruan dan Ilmu Pendidikan (IKIP) yang Menyelesaikan Studi, 2020<br><i>Number of Teacher Training and Education Institute (IKIP) Students Completing Studies, 2020</i> .....  | 118 |
| 4.1.15               | Jumlah Mahasiswa Institut Keguruan dan Ilmu Pendidikan (IKIP) Menurut Tingkat Pendidikan, 2020<br><i>Number of Teacher Training and Education Institute Students (IKIP) by Education Level, 2020</i> .....   | 119 |
| 4.1.16               | Jumlah Dosen Institut Keguruan dan Ilmu Pendidikan (IKIP) Menurut Profesi,2020<br><i>Number of Lecturers of the Teacher Training and Science Education Institute (IKIP) by profession, 2020</i> .....  | 120 |
| 4.1.17               | Jumlah Dosen, Pegawai Tata Usaha, dan Mahasiswa Sekolah Tinggi Ilmu Ekonomi (STIE) Pembangunan Nasional Nias, 2020<br><i>Number of Lecturers, Officials and Students of the Nias National Development College of Economics (STIE), 2020</i> .....        | 121 |
| 4.1.18               | Banyaknya Mahasiswa Sekolah Tinggi Ilmu Ekonomi (STIE) Pembangunan Nasional Nias Menurut Program Studi, 2020<br><i>The Number of Students of the Nias National Development College of Economics (STIE) by According to the Study Program, 2020</i> ..... | 122 |
| 4.1.19               | Banyaknya Mahasiswa Sekolah Tinggi Ilmu Ekonomi (STIE) Pembangunan Nasional Nias Menurut Tingkat Pendidikan, 2020<br><i>The Number of Students of the Nias National Development College of Economics (STIE) by Education Level, 2020</i> .....           | 123 |
| <b>4.2 KESEHATAN</b> |  |     |
| <b>HEALTH</b>        |  |     |
| 4.2.1                | Jumlah Desa Yang Memiliki Sarana Kesehatan Menurut Kecamatan di Kabupaten Nias, 2018-2020<br><i>Number of Villages Having Health Facilities by Subdistrict in Nias Regency, 2018-2020</i> .....  | 124 |

|        | Halaman<br>Page  |     |
|--------|--|-----|
| 4.2.2  | Jumlah Tenaga Kesehatan Menurut Kecamatan, 2020<br><i>Number of Medical personnel by Subdistrict, 2020</i> .....   | 130 |
| 4.2.3  | Banyaknya Tenaga Kesehatan Menurut Unit Kerja<br>di Kabupaten Nias 2020<br><i>Number of Medical Physicians by Job Unit in Nias Regency, 2020</i> .....   | 131 |
| 4.2.4  | Banyaknya Dokter Spesialis, Dokter Umum, dan Dokter<br>Gigi di Sarana Pelayanan Kesehatan di Kabupaten Nias, 2020<br><i>Number of Specialist, General Physical and Dentist in Health Facilities<br/>Service in Nias Regency, 2020</i> .....  | 133 |
| 4.2.5  | Banyaknya Rumah Sakit Umum, Rumah Sakit Khusus,<br>Rumah Bersalin, Puskesmas, Klinik/Balai Kesehatan,<br>Posyandu, dan Polindes Menurut Kecamatan, 2020<br><i>Number of General Hospital, Special Hospital, Maternity Hospital and<br/>Public Health Center, Medical Clinic, Integrated Service Post, Village<br/>Maternity Cottage by Subdistrict, 2020</i> ..... | 134 |
| 4.2.6  | Jumlah Kasus Penyakit Terbanyak Menurut<br>Kecamatan dan Jenis Penyakit di Kabupaten Nias, 2020<br><i>Number of Disease Cases by Subdistrict and Type of Disease in Nias<br/>Regency, 2020</i> .....   | 136 |
| 4.2.7  | Jumlah Ibu Hamil, Melakukan Kunjungan K1,<br>Melakukan Kunjungan K4, KEK dan Mendapat<br>Tablet Zat Besi (Fe) di Kabupaten Nias, 2020<br><i>Number of Pregnants Mother, K1 Visiting, K4 Visiting, Less Chronic<br/>Energy, and Iron in Nias Regency, 2020</i> .....  | 138 |
| 4.2.8  | Banyaknya Kelahiran Menurut Penolong<br>Kelahiran di Kabupaten Nias, 2020<br><i>Number of Birth By Birth Helper in Nias Regency 2020</i> .....   | 139 |
| 4.2.9  | Banyaknya Balita yang Pernah Mendapat Imunisasi<br>Menurut Jenis Imunisasi di Kabupaten Nias, 2020<br><i>Number of Babies Who Ever Got Imunisation By Type of Imunisation<br/>in Nias Regency, 2020</i> .....  | 140 |
| 4.2.10 | Jumlah Bayi Lahir, Bayi Berat Badan Lahir Rendah (BBLR), BBLR<br>Dirujuk dan Bergizi Buruk Menurut Kecamatan di Kabupaten Nias, 2020<br><i>Number of Births, Babies with Low Birth Weight (LBW), Treated (LBW),<br/>and Malnutrition Cases in Nias Regency, 2020</i> .....   | 142 |

|  |  |     |
|--|--|-----|
| 4.2.11                                   | Banyaknya Klinik Keluarga Berencana (KKB) Menurut Kecamatan di Kabupaten Nias, 2020<br><i>Number of Family Planning Clinic in Nias Regency, 2020.....</i>  | 143 |
| 4.2.12                                   | Jumlah Petugas Sarana Pelayanan KB di Kabupaten Nias, 2020<br><i>Number of Family Planning Service Facilities Officer by Subdistrict in Nias Regency, 2020 .....</i>   | 144 |
| 4.2.13                                   | Jumlah Pasangan Usia Subur, Akseptor Aktif, Akseptor Baru dan KB Mandiri di Kabupaten Nias, 2020<br><i>Number of Fertile Age Couple, Active Acceptor, New Acceptor, Self Family Planning in Nias Regency, 2020.....</i>            | 145 |
| 4.2.14                                   | Pencapaian PUS, Akseptor Baru, Akseptor Aktif dan KB Mandiri di Kabupaten Nias, 2020<br><i>Realization of Fertile Couple, New Acceptor, Active Acceptor, and Self Family Planning by SubSubdistrict in Nias Regency, 2020.....</i> | 146 |
| 4.2.15                                   | Jumlah Akseptor Aktif Menurut Alat Kontrasepsi Yang Digunakan dan Kecamatan di Kabupaten Nias, 2020<br><i>Number of Active Acceptor by Contraceptives Used And Subdistrict in Nias Regency, 2020 .....</i>                         | 147 |
| <b>4.3 AGAMA DAN SOSIAL LAINNYA</b>      |  |     |
| <b>RELIGION AND OTHER SOCIAL AFFAIRS</b> |  |     |
| 4.3.1                                    | Jumlah Penduduk Menurut Kecamatan dan Agama yang Dianut di Kabupaten Nias, 2020<br><i>Population by Subdistrict and Religion in Nias Regency, 2020 .....</i>   | 148 |
| 4.3.2                                    | Jumlah Tempat Peribadatan Menurut Kecamatan di Kabupaten Nias, 2020<br><i>Number of Places of Worship by Subdistrict in Nias Regency, 2020.....</i>  | 149 |
| 4.3.3                                    | Jumlah Desa yang Mengalami Bencana Alam Menurut Kecamatan di Kabupaten Nias, 2018, 2019, dan 2020<br><i>Number of Villages/Kelurahan that Had Natural Disaster by Subdistrict in Nias Regency, 2018, 2019, and 2020.....</i>       | 150 |
| 4.3.4                                    | Jumlah Nikah, Talak dan Cerai di Kabupaten Nias, 2019-2020<br><i>Number of Marriages and Divorces in Nias Regency, 2019-2020.....</i>  | 153 |
| 4.3.5                                    | Banyaknya Surat Nikah yang Dikeluarkan Menurut Kecamatan di Kabupaten Nias, 2020<br><i>Number of Marriage Certificate Printed Out by Subdistrict in Nias</i>   |     |

|   | Halaman<br>Page |
|---|-----------------|
| <i>Regency, 2020</i> .....  | 154             |
| 4.3.6 Jumlah Perceraian Menurut Faktor di Kabupaten Nias, 2019-2020<br><i>Number of Divorces by Factors in Nias Regency, 2019-2020</i> .....  | 155             |
| 4.3.7 Banyaknya Cerai Menurut Kecamatan di Kabupaten Nias, 2020<br><i>Number of Divorces by Subdistrict in Nias Regency, 2020</i> .....   | 157             |
| 4.3.8 Banyaknya Perkara Yang Diterima dan Diputuskan<br>Setiap Bulan di Kabupaten Nias, 2020<br><i>Number of Received Cases by Month in Nias Regency, 2020</i> .....                              | 158             |
| 4.3.9 Jumlah Jasa Sosial Masyarakat di Kabupaten Nias, 2020<br><i>Number of Social Services in Nias Regency, 2020</i> .....   | 159             |
| 4.3.10 Jumlah Panti Asuhan menurut Kecamatan di Kabupaten Nias, 2020<br><i>Number of Charitable Institution by District in Nias Regency, 2020</i> .....   | 160             |
| 4.3.11 Jumlah Penyandang Masalah Kesejahteraan Sosial<br>Menurut Kecamatan di Kabupaten Nias, 2020<br><i>Number of social welfare problem by Subdistrict in Nias Regency,<br/>2020</i> .....      | 161             |
| <b>4.4 KEMISKINAN</b><br><b><i>POVERTY</i></b>  |                 |
| 4.4.1 Garis Kemiskinan, Jumlah, dan Persentase<br>Penduduk Miskin di Kabupaten Nias, 2013–2020<br><i>Poverty Line, Number, and Percentage of Poor People in Nias<br/>Regency, 2013–2020</i> ..... | 162             |
| 4.4.2 Indeks Kedalaman Kemiskinan dan Indeks Keparahan<br>Kemiskinan di Kabupaten Nias , 2013–2020<br><i>Poverty Gap Index and Poverty Severity Index in Nias Regency,<br/>2013–2020</i> .....    | 163             |
| <b>5. PERTANIAN, KEHUTANAN, PETERNAKAN, DAN PERIKANAN/<br/><i>AGRICULTURE, FORESTRY, LIVESTOCK, AND FISHERY</i></b>   |                 |
| <b>5.1 HORTIKULTURA</b><br><b><i>HORTICULTURE</i></b>   |                 |
| 5.1.1 Luas Panen Tanaman Sayuran Menurut Kecamatan dan<br>Jenis Tanaman di Kabupaten Nias (ha), 2019 dan 2020<br><i>Harvested Area of Vegetables by Subdistrict and Kind of Plant in Nias</i>     |                 |

|        | Halaman<br>Page |
|--------|-----------------|
|        | 176             |
| 5.1.2  | 183             |
| 5.1.3  | 190             |
| 5.1.4  | 191             |
| 5.1.5  | 192             |
| 5.1.6  | 195             |
| 5.1.7  | 198             |
| 5.1.8  | 199             |
| 5.1.9  | 200             |
| 5.1.10 |                 |

|            |  |     |
|------------|--|-----|
|            | <i>Production of Ornamental Plants by Subdistrict and Kind of Plant in Nias Regency (stalks), 2019 and 2020</i> .....  | 202 |
| 5.1.11     | Luas Panen Tanaman Hias Menurut Jenis Tanaman di Kabupaten Nias (m <sup>2</sup> ), 2019–2020<br><i>Harvested Area of Ornamental Plants by Kind of Plant in Nias Regency (m<sup>2</sup>), 2019–2020</i> .....       | 204 |
| 5.1.12     | Produksi Tanaman Hias Menurut Jenis Tanaman di Kabupaten Nias (tangkai), 2019–2020<br><i>Production of Ornamental Plants by Kind of Plant in Nias Regency (stalks), 2019–2020</i> .....                            | 205 |
| 5.1.13     | Produksi Buah-buahan Menurut Kecamatan dan Jenis Tanaman di Kabupaten Nias (kuintal), 2019 and 2020<br><i>Production of Fruits by Subdistrict and Kind of Plant in Nias Regency (kuintal), 2019 and 2020</i> ..... | 206 |
| 5.1.14     | Produksi Buah–Buahan dan Sayuran Tahunan Menurut Jenis Tanaman di Kabupaten Nias (ton), 2019–2020<br><i>Production of Annual Fruits and Vegetables by Kind of Plant in Nias Regency (ton), 2019–2020</i> .....     | 212 |
| <b>5.2</b> | <b>PERKEBUNAN</b>  |     |
|            | <b>ESTATE CROPS</b>  |     |
| 5.2.1      | Luas Areal Tanaman Perkebunan Menurut Kecamatan dan Jenis Tanaman di Kabupaten Nias (ha), 2019-2020<br><i>Planted Area of Estate Crops by Subdistrict and Type of Crops in Nias Regency (ha), 2019-2020</i> .....  | 213 |
| 5.2.2      | Produksi Perkebunan Menurut Kecamatan dan Jenis Tanaman di Kabupaten Nias (ton), 2019 dan 2020<br><i>Production of Estate by Subdistrict and Type of Crops in Nias Regency (ton), 2019 and 2020</i> .....          | 217 |
| <b>5.3</b> | <b>PERIKANAN</b>   |     |
|            | <b>FISHERY</b>   |     |
| 5.3.1      | Produksi Ikan Menurut Jenis Perairan Kecamatan di Kabupaten Nias (ton), 2020<br><i>Production of Fish by Subdistrict in Nias Regency (ton), 2020</i> .....   | 221 |
| 5.3.2      | Perkembangan Produksi Ikan Menurut Jenis Perairan di Kabupaten Nias (ton), 2017-2020   |     |

|            | Halaman<br>Page |
|------------|-----------------|
|            | 222             |
| 5.3.3      | 223             |
| 5.3.4      | 233             |
| 5.3.5      | 234             |
| 5.3.6      | 234             |
| 5.3.7      | 236             |
| 5.3.8      | 237             |
| <b>5.4</b> |                 |
|            |                 |
| 5.4.1      | 238             |
| 5.4.2      | 239             |
| 5.4.3      | 240             |
| 5.4.4      |                 |



|            |   |     |
|------------|---|-----|
|            | Kecamatan di Kabupaten Nias (ton) , 2020<br><i>Production of Meat by Kind and Subdistrict in Nias Regency (ton), 2020</i> .....   | 241 |
| 5.4.5      | Produksi Telur Menurut Jenis dan Kecamatan di Kabupaten Nias, 2020<br><i>Production of Eggst by Kind and Subdistrict in Nias Regency (ton), 2020</i> .....  | 242 |
| <b>5.5</b> | <b>TANAMAN PANGAN</b>   |     |
|            | <b>FOOD CROPS</b>   |     |
| 5.5.1      | Luas Panen, Produktivitas, dan Produksi Padi Menurut Kecamatan (ha), 2020<br><i>Harvested Area, Productivity, dan Production of Paddy by Subdistrict (ha), 2020</i> .....   | 243 |
| 5.5.2      | Produksi Beras Menurut Kecamatan, 2020<br><i>Harvested Rice Production by Subdistrict , 2020</i> .....  | 244 |
| 5.5.3      | Luas Panen Palawija Menurut Jenis dan Kecamatan (ha), 2020<br><i>Palawija Harvest Area by Type and Subdistrict (ha), 2020</i> .....   | 245 |
| 5.5.4      | Produksi Palawija Menurut Jenis dan Kecamatan (ton), 2020<br><i>Palawija Production by Type and Subdistrict (ton), 2020</i> .....   | 246 |
| 5.5.5      | Luas Lahan Sawah Dirinci Menurut Jenis Pengairan danKecamatan di Kabupaten Nias, 2020<br><i>Area of Rice Fields, Detailed by Type of Irrigation and Sub-Districts in Nias Regency, 2020</i> .....   | 247 |
| <b>6.</b>  | <b>INDUSTRI, PERTAMBANGAN, DAN ENERGI/<br/>INDUSTRY, MINING, AND ENERGY</b>   |     |
| 6.1        | Daya Terpasang, Produksi, dan Distribusi Listrik PT. PLN (Persero) pada UP3 Nias di Kabupaten Nias, 2020<br><i>Installed Electricity Power, Production, and Distribution of PT. PLN (Persero) at PLN Branch by Subdistrict in Nias Regency 2020</i> ..... | 254 |
| 6.2        | Jumlah Pelanggan Listrik Menurut Kecamatan di Kabupaten Nias, 2016–2020<br><i>Number of Electricity Customers by Subdistrict in Nias Regency, 2016–2020</i> .....   | 255 |

|           |  |     |
|-----------|--|-----|
| 6.3       | Jumlah Pelanggan dan Air yang Disalurkan Menurut Kecamatan di Kabupaten Nias, 2020<br><i>Number of Customers and Distributed Water by Subdistrict in Nias Regency, 2020</i> .....                              | 256 |
| 6.4       | Perkembangan Jumlah Pelanggan di Kabupaten Nias, 2018-2020<br><i>Development of the Number of Customers in Nias Regency, 2018-2020</i> .....   | 257 |
| 6.4       | Jumlah Perusahaan/Usaha Industri Kecil Binaan Menurut Kecamatan di Kabupaten Nias, 2020<br><i>Number of Establishments/ Small Manufacturing Industries by Subdistrict in Nias Regency, 2020</i> .....          | 258 |
| 6.5       | Jumlah SIUP Menurut Besar Modal dan Bentuk Badan Hukum di Kabupaten Nias, 2020<br><i>Number Development SIUP To Join In Big of Capital and Form Law Body in Nias Subdistrict, 2020</i> .....                   | 263 |
| 6.6       | Penyelesaian SIUP Perusahaan Menurut Bentuk Badan Hukum dan Kecamatan di Kabupaten Nias, 2020<br><i>Completion of Company SIUP according to Legal Entity and Subdistrict Forms in Nias Regency, 2020</i> ..... | 264 |
| <b>7.</b> | <b>PARIWISATA/TOURISM</b>  |     |
|           | <b><i>Muskala of Figures by Subdistrict in Nias Regency, 2020</i></b>  |     |
| 7.1       | Jumlah Rumah Makan/Restoran Menurut Kecamatan di Kabupaten Nias, 2017-2020<br><i>Number of Restaurants by Subdistrict in Nias Regency, 2017-2020</i> .....   | 272 |
| 7.2       | Jumlah Hotel Menurut Jenis dan Kecamatan di Kabupaten Nias, 2020<br><i>Number of Hotel by Kind and Subdistrict in Nias Regency, 2020</i> .....   | 273 |
| 7.3       | Jumlah Wisatawan yang Berkunjung di Kabupaten Nias, 2020<br><i>Number of Foreign Tourists Visited in Nias Regency, 2020</i> .....  | 274 |
| 7.4       | Banyaknya Wisatawan Asing yang Berkunjung Menurut Kebangsaan di Kabupaten Nias, 2020<br><i>Number of Foreign Tourists Visited by Type of Citizenship in Nias Regency, 2020</i> .....                           | 275 |
| 7.5       | Jumlah Obyek Wisata Menurut Jenis dan Kecamatan di Kabupaten Nias, 2020  |     |

|            |   |     |
|------------|---|-----|
|            | <i>Number of Tourism Places by Kind of Tourism and Subdistrict, 2020.....</i>   | 276 |
| 7.6        | Banyaknya Organisasi Kesenian dan Seniman Menurut Kecamatan di Kabupaten Nias, 2020<br><i>Number of Art Organization and Artists by Subdistrict in Nias Regency, 2020 .....</i>         | 277 |
| 7.7        | Banyaknya Data Muskala Menurut Kecamatan di Kabupaten Nias, 2020<br><i>Muskala of Figures by Subdistrict in Nias Regency, 2020.....</i>   | 278 |
| <b>8.</b>  | <b>TRANSPORTASI DAN KOMUNIKASI/<br/>TRANSPORTATION AND COMMUNICATION</b>  |     |
| <b>8.1</b> | <b>TRANSPORTASI<br/>TRANSPORTATION</b>  |     |
| 8.1.1      | Panjang Jalan Menurut Tingkat Kewenangan Pemerintahan di Kabupaten Nias (km), 2018-2020<br><i>Length of Roads by Level of Government Authority in Nias Regency (km), 2018-2020.....</i> | 286 |
| 8.1.2      | Panjang Jalan Menurut Jenis Permukaan Jalan di Kabupaten Nias (km), 2018-2020<br><i>Length of Roads by Type of Road Surface in Nias Regency (km), 2018-2020 .....</i>                   | 287 |
| 8.1.3      | Panjang Jalan Menurut Kondisi Jalan di Kabupaten Nias(km), 2018-2020<br><i>Length of Roads by Condition of Roads in Nias Regency (km), 2018-2020 .....</i>                              | 288 |
| 8.1.4      | Jumlah Kecelakaan Lalu Lintas dan Kerugian Materi di Kabupaten Nias, 2020<br><i>Number of Traffic Accident and Material Damage in Nias Regency, 2020.....</i>                           | 289 |
| 8.1.5      | Jumlah Kecelakaan Lalu Lintas menurut Lokasi Kecelakaan di Kabupaten Nias, 2020<br><i>Number of Traffic Accident by Location Accident in Nias Regency, 2020.....</i>                    | 290 |
| 8.1.6      | Banyaknya Kasus Pidana yang Dilaporkan dan Diselesaikan Menurut Wilayah di Polres Nias, 2020  |     |

|            |   |     |
|------------|---|-----|
|            | <i>Number of Reported and Solved Criminal Cases by Area in Police Command of Nias Regency, 2020.....</i>  | 291 |
| 8.1.7      | Banyaknya Peristiwa yang Dilaporkan dan Diselesaikan menurut Jenis Kejahatan di Kabupaten Nias, 2020<br><i>Number of Incident Reported and Solved Criminal Cases in Nias Regency, 2020.....</i> | 292 |
| 8.1.8      | Jumlah Surat Izin Mengemudi (SIM) yang Dikeluarkan menurut Jenisnya di Kabupaten Nias, 2020<br><i>Number of Driving Licences Issued by Type in Nias Regency, 2020.....</i>                      | 294 |
| 8.1.9      | Banyaknya Armada Angkutan Darat menurut Jenis Kendaraan dan Kecamatan di Kabupaten Nias, 2020<br><i>Number of Land Transportation by Type and Subdistrict in Nias Regency, 2020 .....</i>       | 295 |
| <b>8.2</b> | <b>KOMUNIKASI</b>   |     |
|            | <b>COMMUNICATION</b>  |     |
| 8.2.1      | Jumlah Kantor Pos Pembantu Menurut Kecamatan di Kabupaten Nias, 2017–2020<br><i>Number of Post Offices Subsidiaries by Subdistrict in Nias Regency, 2017-2020 .....</i>                         | 296 |
| 8.2.2      | Jumlah Menara Telepon Seluler Menurut Kecamatan di Kabupaten Nias, 2020<br><i>Number of Cell Phone Towers by Subdistrict in Nias Regency, 2020 .....</i>  | 297 |
| <b>9.</b>  | <b>PERBANKAN, KOPERASI, DAN HARGA-HARGA/<br/>BANKING, COOPERATIVE, AND PRICES</b>   |     |
| 9.1        | Jumlah Koperasi Aktif Menurut Kecamatan di Kabupaten Nias , 2017–2020<br><i>Number of Active Cooperative by Subdistrict in Nias Regency, 2017–2020 .....</i>                                    | 304 |
| 9.2        | Jumlah Koperasi Menurut Jenis Koperasi dan Kecamatan di Kabupaten Nias , 2020<br><i>Number of Cooperative by Kind of Cooperative and Subdistrict in Nias Regency, 2020 .....</i>                | 305 |

|            |   |     |
|------------|---|-----|
| 9.3        | Jumlah Koperasi dan Pegawai di Kabupaten Nias, 2018-2018-2020<br><i>Number of Cooperatives and Labor in Nias Regency, 2018-2020.....</i>  | 306 |
| 9.4        | Jumlah Koperasi dan Tenaga Kerja Menurut<br>Jenisnya di Kabupaten Nias, 2020<br><i>Number of Cooperatives and Employment by Type in Nias Regency,<br/>2020 .....</i>  | 307 |
| <b>10.</b> | <b>PENGELUARAN PENDUDUK/POPULATION EXPENDITURE</b>  |     |
| 10.1       | Rata-rata Pengeluaran per Kapita Sebulan Menurut<br>Kelompok Komoditas (rupiah) di Kabupaten Nias, 2019 dan 2020<br><i>Monthly Average Expenditure per Capita by Commodity Group<br/>(rupiahs) in Nias Regency, 2019 and 2020 .....</i> | 314 |
| 10.2       | Persentase Pengeluaran per Kapita Sebulan Menurut<br>Kelompok Komoditas di Kabupaten Nias, 2019 dan 2020<br><i>Percentage of Monthly Expenditure per Capita by Commodity Group<br/>in Nias Regency, 2019 and 2020 .....</i>             | 315 |
| 10.3       | Persentase Penduduk Menurut Golongan Pengeluaran<br>Per Kapita Sebulan di Kabupaten Nias, 2019 dan 2020<br><i>Percentage of Population by Per Capita Spending Group a Month in<br/>Nias Regency, 2019 and 2020.....</i>                 | 316 |
| <b>11.</b> | <b>PERDAGANGAN/TRADE</b>  |     |
| 11.1       | Jumlah Sarana Perdagangan Menurut<br>Jenisnya di Kabupaten Nias, 2017–2020<br><i>Number of Trading Facilities by Type of Facility in Nias Regency,<br/>2017–2020 .....</i>  | 321 |
| 11.2       | Banyaknya Pasar Menurut Jenis dan Kecamatan di Kabupaten Nias, 2020<br><i>Number of Markets by Type and Subdistrict in Nias Regency, 2020.....</i>  | 322 |
| 11.3       | Banyaknya Pedagang Menurut Jenis dan<br>Kecamatan di Kabupaten Nias, 2020<br><i>Number of Traders by Type and Subdistrict in Nias Regency, 2020 .....</i>   | 323 |
| 11.4       | Perkembangan Jumlah Persediaan Beras Pada Sub<br>Bulog Wilayah IV Gunungsitoli (kg), 2019-2020<br><i>Growth of Rice Supply at Sub Logistic Warehouse Region IV of</i>   |     |

|            | Halaman<br>Page   |
|------------|---|
|            | Gunungsitoli (kg), 2019-2020..... 324   |
| 11.5       | Perkembangan Penerimaan dan Penyaluran Beras Pada<br>Perwakilan Sub Bulog Wilayah IV Gunungsitoli Tahun 2020<br><i>Acceptance and Distribution of Rice at Sub Logistic Warehouse<br/>Region IV of Gunungsitoli (kg), 2020</i> ..... 325   |
| <b>12.</b> | <b>SISTEM NERACA REGIONAL/SYSTEM OF REGIONAL ACCOUNTS</b>   |
| 12.1.      | Produk Domestik Regional Bruto Atas Dasar Harga Berlaku<br>Menurut Lapangan Usaha di Kabupaten Nias (miliar rupiah), 2016–2020<br><i>Gross Regional Domestic Product at Current Market Prices by Industry<br/>in Nias Regency (billion rupiahs), 2016–2020</i> ..... 334                                |
| 12.2       | Produk Domestik Regional Bruto Atas Dasar Harga Konstan 2010<br>Menurut Lapangan Usaha di Kabupaten Nias (miliar rupiah), 2016–2020<br><i>Gross Regional Domestic Product at 2010 Constant Market Prices by<br/>Industry in Nias Regency (billion rupiahs), 2016–2020</i> ..... 336                     |
| 12.3       | Distribusi Persentase Produk Domestik Regional Bruto Atas Dasar<br>Harga Berlaku Menurut Lapangan Usaha di Kabupaten Nias, 2016–2020<br><i>Percentage Distribution of Gross Regional Domestic Product at<br/>Current Market Prices by Industry in Nias Regency, 2016–2020</i> ..... 338                 |
| 12.4       | Laju Pertumbuhan Produk Domestik Regional Bruto<br>Atas Dasar Harga Konstan 2010 Menurut Lapangan<br>Usaha di Kabupaten Nias (persen), 2017–2020<br><i>Growth Rate of Gross Regional Domestic Product at 2010 Constant<br/>Market Prices by Industry in Nias Regency (percent), 2017-2020</i> ..... 340 |
| 12.5       | Produk Domestik Regional Bruto Atas Dasar Harga<br>Berlaku Menurut Jenis Pengeluaran di Kabupaten Nias<br>(miliar rupiah), 2016–2020<br><i>Gross Regional Domestic Product at Current Market Prices by Type of<br/>Expenditure in Nias Regency(billion rupiahs), 2016–2020</i> ..... 342                |
| 12.6       | Produk Domestik Regional Bruto Atas Dasar Harga<br>Konstan 2010 Menurut Jenis Pengeluaran di Kabupaten Nias<br>(miliar rupiah), 2016–2020<br><i>Gross Regional Domestic Product at 2010 Constant Market Prices by<br/>Type of Expenditure in Nias Regency (billion rupiahs), 2016–2020</i> ..... 343    |

|            |   |     |
|------------|---|-----|
| <b>13.</b> | <b>PERBANDINGAN ANTAR KABUPATEN/<br/>KOTA/ REGENCY/MUNICIPAL COMPARISON</b>   |     |
| 13.1       | Jumlah Penduduk Menurut Kabupaten/<br>Kota di Provinsi Sumatera Utara, 2016–2020<br><i>Population by Regency/Municipality in Sumatera Utara Province,<br/>2016–2020</i> .....   | 349 |
| 13.2       | Laju Pertumbuhan Produk Domestik Regional Bruto Atas Dasar Harga<br>Konstan 2010 Menurut Kabupaten/Kota di Provinsi Sumatera Utara<br>(persen), 2017-2020<br><i>Rate of Growth of Gross Regional Domestic Products at Constant 2010 Prices<br/>by Regency/Municipality in Sumatera Utara Province (percent), 2017-<br/>2020</i> ..... | 350 |
| 13.3       | Jumlah Penduduk Miskin Menurut Kabupaten/<br>Kota di Provinsi Sumatera Utara(ribu), 2016–2020<br>Number of Poor Population by Regency/Municipality in Sumatera<br>Utara Province (thousand), 2016-2020 .....  | 351 |
| 13.4       | Indeks Pembangunan Manusia Menurut Kabupaten/<br>Kota di Provinsi Sumatera Utara, 2016–2020<br><i>Human Development Index by Regency/Municipality in Sumatera<br/>Utara Province, 2016–2020</i> .....   | 352 |

## DAFTAR GAMBAR/LIST OF FIGURES

|     | Halaman<br>Page   |
|-----|---|
| 1.1 | Luas Daerah menurut Kecamatan (%), 2020<br><i>Area of Subdistrict (%), 2020</i> ..... 6   |
| 1.2 | Jumlah Gempa Bumi di Kabupaten Nias dan Sekitarnya, 2020<br><i>Number of Earthquakes in Nias Regency and<br/>Surrounding Area, 2020</i> ..... 7   |
| 2.1 | Jumlah Desa/Kelurahan Menurut Kecamatan di Kabupaten Nias ,2020<br><i>Number of Villages/Kelurahan by Subdistrict<br/>in Nias Regency, 2020</i> ..... 21  |
| 2.2 | Jumlah Pegawai Negeri Sipil Menurut Tingkat Kepangkatan<br>dan Jenis Kelamin di Kabupaten Nias, Desember, 2020<br><i>Number of Civil Servants by Hierarchy and Gender in Nias Regency,<br/>December 2020</i> ..... 22 |
| 3.1 | Jumlah Penduduk Menurut Kecamatan, 2020<br><i>Total of Population by Subdistrict, 2020</i> ..... 59   |
| 3.2 | Jumlah Angkatan Kerja dan Bukan Angkatan Kerja<br>Menurut Jenis Kelamin di Kabupaten Nias, 2020<br><i>Total of Population by Subdistrict, 2020</i> ..... 60   |
| 4.1 | Jumlah Fasilitas Kesehatan di Kabupaten Nias, 2020<br><i>Number of Medical Facilities in Nias Regency, 2020</i> ..... 87  |
| 4.2 | Jumlah Tempat Peribadatan Menurut<br>Kecamatan di Kabupaten Nias, 2020<br><i>Number of Places of Worship by Subdistrict<br/>in Nias Regency, 2020</i> ..... 88  |
| 5.1 | Produksi Tanaman Sayuran Menurut Jenis Tanaman<br>di Kabupaten Nias (kuintal), 2020<br><i>Production of Vegetables by Kind of Plant<br/>On Nias Regency (quintal), 2020</i> ..... 175                                 |
| 6.1 | Jumlah Produksi Listrik, Listrik Terjual, Dipakai<br>Sendiri, Hilang/susut (KWh), 2019  |



|      |   |     |
|------|---|-----|
|      | <i>Number of Electricity Production, Electricity Sold, Self Used, Loss / shrinkage (KWh), 2019.....</i>   | 253 |
| 7.1  | Banyaknya Data Muskala Menurut Kecamatan di Kabupaten Nias, 2020<br><i>Muskala of Figures by Subdistrict in Nias Regency, 2020 .....</i>  | 271 |
| 8.1  | Persentase Panjang Jalan Menurut Kondisi Jalan di Kabupaten Nias (km), 2020<br><i>Percentage Length of Roads by Condition of Roads in Nias Regency (km), 2020.....</i>  | 285 |
| 9.1  | Jumlah Koperasi Aktif Menurut Kecamatan di Kabupaten Nias , 2020<br><i>Number of Active Cooperative by Subdistrict in Nias Regency, 2020.....</i>   | 308 |
| 10.1 | Persentase Rata-rata Pengeluaran per Kapita Sebulan Menurut Kelompok Komoditas (persen) di Kabupaten Nias, 2020<br><i>Percentage Monthly Average Expenditure per Capita by Commodity Group (percent) in Nias Regency, 2020.....</i> | 313 |
| 12.1 | Produk Domestik Regional Bruto Nias (miliar rupiah), ADHB dan ADHK 2016-2020<br><i>Gross Regional Domestic Product of Nias (billion rupiahs) at Current Market Prices dan Constant Market Price, 2016-2020.....</i>                 | 333 |
| 13.1 | Persentase Penduduk Miskin Menurut Kabupaten/Kota , 2020<br><i>Percentage of Poor Population by Regency/Municipality, 2020 .....</i>  | 348 |

## PENJELASAN UMUM/EXPLANATORY NOTES

Tanda-tanda, satuan-satuan, dan lain-lainnya yang digunakan dalam publikasi ini adalah sebagai berikut:

*Symbols, measurement units, and acronyms which are used in this publication, are as follows:*

### 1. TANDA-TANDA/SYMBOLS

|   |       |
|---|-------|
| Data tidak tersedia/Data not available .....                      | : ... |
| Tidak ada atau nol /Null or zero .....                            | : -   |
| Data dapat diabaikan/Data negligible .....                        | : 0   |
| Tanda decimal/Decimal point .....                                 | : ,   |
| Data tidak dapat ditampilkan/Not applicable .....                 | : NA  |
| Angka estimasi/Estimated figures .....                            | : e   |
| Angka diperbaiki/Revised figures .....                            | : r   |
| Angka sementara/Preliminary figures .....                         | : x   |
| Angka sangat sementara/Very preliminary figures .....             | : xx  |
| Angka sangat sangat sementara/Very very preliminary figures ..... | : xxx |

### 2. SATUAN/UNITS

|  |   |
|--|---|
| barel/barrel .....                           | : 158,99 liter/litres = 1/6,2898 m <sup>3</sup> |
| hektar (ha)/hectare (ha) .....               | : 10 000 m <sup>2</sup>                         |
| kilometer (km)/kilometres (km) .....         | : 1 000 meter/meters (m)                        |
| knot/knot .....                              | : 1,8523 km/jam (km/hour)                       |
| kuintal/quintal .....                        | : 100 kg  |
| KWh .....                                    | : 1 000 Watt hour                               |
| MWh .....                                    | : 1 000 KWh                                     |
| liter (untuk beras)/litre (for rice) .....   | : 0,80 kg                                       |
| MMSCF .....                                  | : 1/35,3 m <sup>3</sup>                         |
| metrik ton (m.ton)/metric ton (m. ton) ..... | : 0,98421 long ton = 1 000 kg                   |
| ons/ounce .....                              | : 28,31 gram/grams                              |
| ton .....                                    | : 1 000 kg                                      |

Satuan lain: buah, dus, butir, helai/lembar, kaleng, batang, pulsa, ton kilometer (ton-km), jam, menit, persen (%).

*Other units: unit, pack, pieces, sheet, tin, pulse, ton-kilometres(ton-km), hour, minute, percent (%).*

Perbedaan angka di belakang koma disebabkan oleh pembulatan angka.  
*The difference in decimal numbers is caused by rounding.*



## DAFTAR SINGKATAN/ LIST OF ABBREVIATIONS

|           |  |
|-----------|--|
| SI        | : Stasiun Iklim  |
| SIMPK     | : Stasiun Meteorologi Pertanian Khusus                                     |
| t.t       | : Tempat tidur   |
| BCG       | : Bacillus Calmette Guerin   |
| DPT       | : Difteri, Pertusis, Tetanus   |
| TT        | : Tetanus Toxoid   |
| IOT       | : Industri Obat Tradisional/ <i>Traditional Medicine Industry</i>          |
| IKOT      | : Industri Kecil Obat Tradisional/ <i>Traditional Medicine Small</i>       |
| Alkes     | : Alat kesehatan/ <i>Health Kits</i>                                       |
| PKRT      | : Perbekalan Kesehatan Rumah tangga/ <i>Household Health Logistics</i>     |
| Kompl     | : Komplemen/ <i>Complement</i>   |
| IRTP      | : Industri Pangan Produksi Rumah Tangga/ <i>Foods Home Industry</i>        |
| PBF       | : Pedagang Besar Farmasi/ <i>Pharmacy Whole-seller</i>                     |
| GFK       | : Gudang Farmasi Kab/Kota/Regency/ <i>Municipality Pharmacy Warehouse</i>  |
| RB        | : Rumah Bersalin/ <i>Delivery House</i>                                    |
| Pustu     | : Puskesmas pembantu/ <i>Auxiliary Public Health Center</i>                |
| BP        | : Balai Pengobatan/ <i>Polyclinic</i>                                      |
| TPS       | : Tempat Pembuangan Sementara / <i>landfill</i>                            |
| Jamkesmas | : Jaminan kesehatan masyarakat miskin/ <i>Poor public health insurance</i> |
| PJKMU     | : Program Jaminan Kesehatan Masyarakat Umum                                |
| SIUP      | : Surat Ijin Usaha Perdagangan/ <i>Trading Permission Letter</i>           |
| TDP       | : Tanda Daftar Perusahaan/ <i>Company Registration Identity</i>            |
| API       | : Angka Pengenal Importir/ <i>Importer's Identity Number</i>               |



## Statistik Kunci Kabupaten Nias, 2018–2020

### Key Statistics of Nias Regency, 2018–2020

| Rincian/Description  | Satuan/Unit                             | 2018              | 2019                  | 2020                   |
|--|---|-------------------|-----------------------|------------------------|
| (1)  | (2)                                     | (3)               | (4)                   | (5)                    |
| <b>SOSIAL/SOCIAL</b>   |   |                   |                       |                        |
| Penduduk <sup>1</sup> /Population <sup>1</sup>   | ribu/thousand                           | 142,84            | 143,31                | 146,67                 |
| Laju Pertumbuhan Penduduk <sup>1</sup> /Population Growth <sup>1</sup>   | %                                       | 0,51              | 0,54                  | 2,34                   |
| Angka Harapan Hidup <sup>1-e</sup> /Life Expectancy Rate <sup>1</sup>  | tahun/years                             | 69,43             | 69,68                 | 69,75                  |
| Angka Melek Huruf Usia 10+/ <i>Literacy Rate Aged 10+</i>  | %                                       | 92,92             | 94,21                 | 94,59                  |
| Tingkat Partisipasi Angkatan Kerja -TPAK <sup>2,3</sup><br><i>Labour Force Participation Rate-LFPR<sup>2,3</sup></i>                         | %                                       | 81,63             | 84,79                 | 81,16                  |
| Tingkat Pengangguran Terbuka-TPT <sup>2</sup><br><i>Unemployment Rate-UR<sup>2</sup></i>   | %                                       | 1,61 <sup>4</sup> | 1,09 <sup>4</sup>     | 3,49 <sup>4</sup>      |
| Penduduk Miskin <sup>5</sup> /Poor People <sup>4</sup>   | ribu/thousand                           | 22,61             | 22,10                 | 23,12                  |
| Persentase Penduduk Miskin <sup>4</sup><br><i>Percentage of Poor People<sup>4</sup></i>  | %                                       | 16,37             | 15,94                 | 16,60                  |
| Indeks Pembangunan Manusia-IPM <sup>5</sup><br><i>Human Development Index<sup>5</sup></i>  | —                                       | 60,82             | 61,65                 | 61,93                  |
| <b>EKONOMI/ECONOMIC</b>  |   |                   |                       |                        |
| Produk Domestik Regional Bruto (PDRB) Harga Berlaku <sup>6</sup><br><i>Gross Regional Domestic Bruto (GRDP) at Current Price<sup>6</sup></i> | miliar rupiah<br><i>billion rupiahs</i> | 3 519,07          | 3 824,85 <sup>x</sup> | 4.040,92 <sup>xx</sup> |
| Laju Pertumbuhan Ekonomi <sup>8</sup> /Economic Growth <sup>7</sup>  | %                                       | 4,95              | 5,04 <sup>x</sup>     | 1,80 <sup>xx</sup>     |
| PDRB Per Kapita Harga Berlaku <sup>6,8</sup><br><i>Per Capita of GRDP at Current Price<sup>6,8</sup></i>                                     | juta rupiah<br><i>million rupiahs</i>   | 24,64             | 26,69 <sup>x</sup>    | 28,07 <sup>xx</sup>    |

- Catatan/Notes: <sup>1</sup> Tahun 2018-2019 Hasil proyeksi penduduk; Tahun 2020 Hasil Sensus Penduduk 2020 /2018-2019 *The result of population projection 2010–2035; 2020, The results of the 2020 Population Census*
- <sup>2</sup> Kondisi Agustus/Condition at August
- <sup>3</sup> Menggunakan penimbang hasil proyeksi penduduk tahun 2010–2035/Weighted by the 2010–2035 population projection
- <sup>4</sup> Kondisi Maret/Condition at March
- <sup>5</sup> Sejak tahun 2010, IPM dihitung dengan metode baru. Komponen IPM metode baru adalah angka harapan hidup saat lahir, harapan lama sekolah, rata-rata lama sekolah, dan pengeluaran per kapita/Since 2010, HDI was calculated using new method. New HDI component are life expectancy at birth, expected years of schooling, means years of schooling, and expenditure per capita
- <sup>6</sup> Mulai tahun 2010 mengadopsi System of National Account 2008 (SNA 2008)/Since 2010 is in line with System of National Account 2008 (SNA 2008)
- <sup>7</sup> Menggunakan tahun dasar 2010 (2010=100)/Using 2010 base year (2010=100)
- <sup>8</sup> Menggunakan proyeksi penduduk berdasarkan hasil SP2010/Using population projection based on SP2010





**GEOGRAFI DAN IKLIM**  
***GEOGRAPHY AND CLIMATE***

**BAB**  
Chapter

**01**

<https://niaskab.bps.go.id>





**PENJELASAN TEKNIS**

1. Berdasarkan posisi geografis, Kabupaten Nias berbatasan dengan daerah perairan/laut dan kabupaten lain : sebelah Utara berbatasan dengan Kabupaten Nias Utara; di sebelah Selatan berbatasan dengan Kabupaten Nias Selatan, di sebelah Timur berbatasan dengan Kota Gunungsitoli dan Samudera Indonesia, dan di sebelah Barat berbatasan dengan Kabupaten Nias Barat.
2. Kabupaten Nias terdiri dari 10 Kecamatan, 170 Desa dan 544 Dusun/SLS (hasil Pemetaan SP2020). Adapun Kecamatan di Kabupaten Nias yaitu : Idanogawo, Bawolato, Ulugawo, Gido, Sogaeadu, Ma'u, Somolo-molo, Hiliduho, Hiliserangkai, dan Botomuzoi.
3. Kabupaten Nias adalah daerah yang beriklim tropis dengan dua musim yaitu musim hujan dan musim kemarau. Musim hujan dan musim kemarau ditandai dengan jumlah hari hujan pada tiap bulan terjadinya musim.

**TECHNICAL NOTES**

1. *In terms of geographic position, Nias Regency bordered by marine/marine areas and other district. North border with North Nias District, in the South bordering the South Nias District, in the east bordering the City of Gunungsitoli and the Indonesian Ocean, and in the West by West Nias District.*
2. *Nias Regency consists of 10 Subdistricts, 170 Villages and 544 Hamlets / SLS (results of the SP2020 Mapping). The Subdistricts in Nias Regency are: Idanogawo, Bawolato, Ulugawo, Gido, Sogaeadu, Ma'u, Somolo-molo, Hiliduho, Hiliserangkai, and Botomuzoi.*
3. *Nias Regency is the area which has tropical climate with two seasons. Rainy and dry season are usually are marked by number of rainy days on each of seasons occurring*

**ULASAN****DESCRIPTION****Keadaan Geografi**

Kabupaten Nias adalah salah satu daerah kabupaten dalam wilayah Provinsi Sumatera Utara yang berada dalam satu pulau yang disebut Pulau Nias. Ibukotanya Kecamatan Gido, dapat ditempuh dengan perjalanan laut dari Kota Sibolga menggunakan kapal laut atau dengan perjalanan udara dari Medan menggunakan pesawat udara. Pulau Nias mempunyai jarak  $\pm 86$  mil laut dari Sibolga (daerah Provinsi Sumatera Utara).

Luas wilayah Kabupaten Nias adalah sebesar 853,44 km<sup>2</sup>, sejajar dan berada di sebelah barat Pulau Sumatera serta dikelilingi oleh Samudera Hindia. Letak geografis, Kabupaten Nias terletak pada garis 0°53'1,5"-1°17'16,6" Lintang Utara (LU) dan 97°29'0,7" - 97°58'29" Bujur Timur (BT) dekat dengan garis khatulistiwa.

Berdasarkan luas daerah menurut Kecamatan di Kabupaten Nias, luas daerah terbesar adalah Kecamatan Bawolato dengan luas 204,46 km<sup>2</sup> atau sekitar 23,96 persen dari total luas Kabupaten Nias, diikuti Kecamatan Idanogawo dengan luas sebesar 138,66 km<sup>2</sup> atau sekitar 16,25 persen, kemudian Kecamatan Gido dengan luas sebesar 110,06 km<sup>2</sup> atau sekitar 12,90 persen. Sedangkan luas daerah terkecil adalah Kecamatan Sogaeadu dengan luas sebesar 41,27 km<sup>2</sup> atau

**Geography Condition**

*Nias Regency is one of the regencies in the North Sumatra Province which is on an island called Nias Island. The capital is Gido Subdistrict, which can be reached by sea from Sibolga City by ship or by air travel from Medan by airplane. Nias Island is  $\pm 86$  nautical miles from Sibolga (North Sumatra Province).*

*The area of Nias Regency is 853.44 km<sup>2</sup>, parallel to the western part of Sumatera Island and surrounded by the Indian Ocean. According to geographical location, Nias Regency lies on the line 0°53'1,5"-1°17'16,6" North Latitude (LU) and 97°29'0,7" - 97°58'29" East Longitude (BT) close to the equator.*

*Based on the area of the area according to the Subdistrict in Nias Regency, the largest area is Bawolato Subdistrict with an area of 204.46 km<sup>2</sup> or around 23.96 percent of the total area of Nias Regency, followed by Idanogawo Subdistrict with an area of 138.66 km<sup>2</sup> or around 16.25 percent, then Gido Subdistrict with an area of 110.06 km<sup>2</sup> or around 12.90 percent. While the smallest area is Sogaeadu Subdistrict with an area of 41.27 km<sup>2</sup> or around 4.48 percent of the total area of Nias Regency.*

sekitar 4,48 persen dari total luas wilayah Kabupaten Nias.

Kondisi alam topografi daratan Kabupaten Nias sebahagian besar berbukit-bukit sempit dan terjal serta pegunungan dengan tinggi di atas permukaan laut bervariasi antara 0-800 m, yang terdiri dari dataran rendah hingga dataran tinggi, dari tanah bergelombang hingga berbukit-bukit dan dari berbukit hingga pegunungan.

### **Keadaan Iklim**

Letak Kabupaten Nias dekat dengan garis khatulistiwa, maka curah hujan setiap tahun cukup tinggi. Curah hujan yang tinggi setiap tahun mengakibatkan kondisi alam Kabupaten Nias sangat lembab dan basah dengan jumlah hari hujan tiap bulan mencapai 30 hari maksimal pada bulan Januari dan 14 hari minimal pada bulan Februari. Jumlah curah hujan tertinggi pada bulan September sebesar 382 mm dan bulan Oktober 365 mm. Sedangkan penyinaran matahari tertinggi pada bulan Februari sebesar 74 persen.

Kabupaten Nias juga termasuk ke dalam daerah yang sering mengalami gempa bumi. Sepanjang tahun 2020 tercatat sebanyak 503 kali kejadian gempa bumi di wilayah Kabupaten Nias dan Sekitarnya.

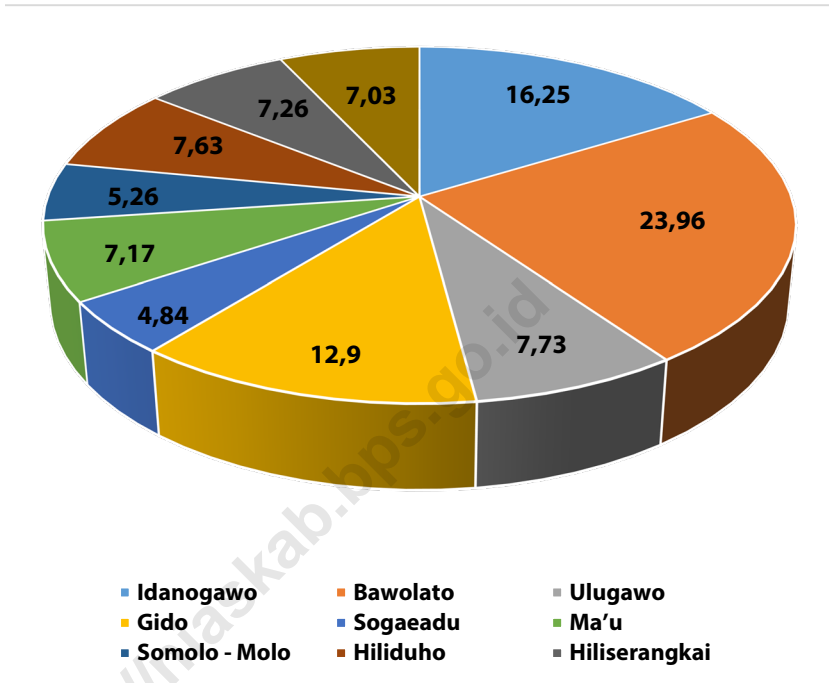
*The natural conditions of the land topography of Nias Regency are mostly narrow and steep hills and mountains with a height above sea level varying between 0-800 m, consisting of lowlands to highlands, from undulating land to hilly and from hilly to mountainous.*

### **Climate Condition**

*The location of Nias Regency is close to the equator, so the annual rainfall is quite high. The high rainfall every year causes the natural conditions of Nias Regency to be very humid and wet with the number of rainy days each month reaching a maximum of 30 days in January and a minimum of 14 days in February. The highest amount of rainfall is in September at 382 mm and October 365 mm. Meanwhile, the highest solar radiation in February was 74 percent.*

*Nias Regency is also one of the areas that often experience earthquakes. Throughout 2020, there were 503 earthquakes in Nias Regency and its surroundings.*

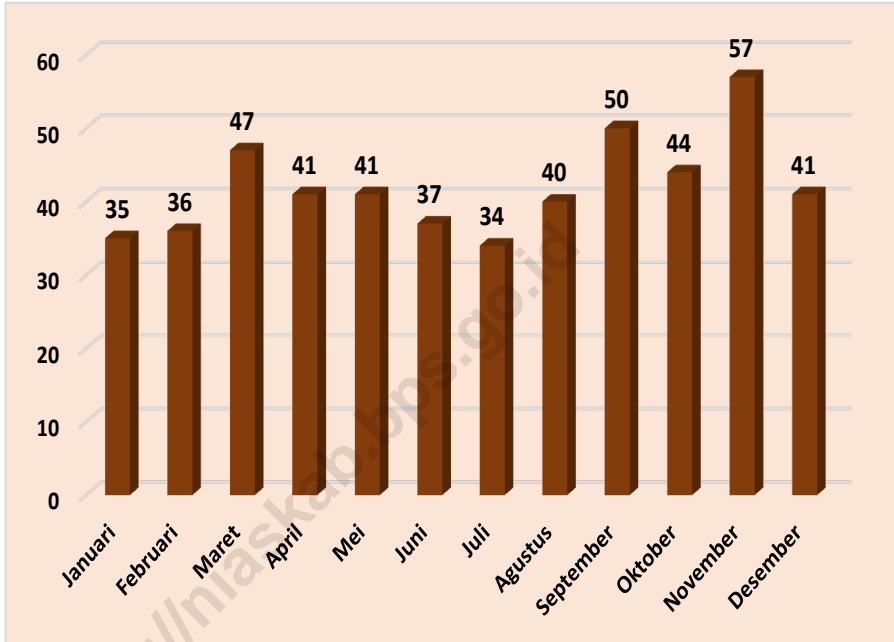
**Gambar 1.1** Luas Daerah menurut Kecamatan (%), 2020  
**Figures 1.1** Area of Subdistrict (%), 2020



Sumber/Source: RTRW (Rencana Tata Ruang Wilayah) Kabupaten Nias Tahun 2014-2034

**Gambar** 1.2  
**Figures**

**Jumlah Gempa Bumi di Kabupaten Nias dan Sekitarnya, 2020**  
**Number of Earthquakes in Nias Regency and Surrounding Area, 2020**



Catatan/Note: Data mencakup 5 wilayah Kabupaten/Kota (Nias, Nias Utara, Nias Barat, Nias Selatan dan Kota Gunungsitoli)

Sumber/Source: Badan Meteorologi, Klimatologi dan Geofisika-Binaka Gunungsitoli / Meteorological, Climatology and Geophysical Office-Binaka Gunungsitoli

## 1.1 KEADAAN GEOGRAFI GEOGRAPHY CONDITION

**Tabel**  
**Table** 1.1.1 **Luas Daerah dan Jumlah Pulau Menurut Kecamatan di Kabupaten Nias, 2020**  
**Total Area and Number of Islands by Subdistrict in Nias Regency, 2020**

| Kecamatan<br>Subdistrict | Ibukota Kecamatan<br>Capital of Subdistrict | Luas<br>Total Area<br>(km <sup>2</sup> /sq.km) |
|--------------------------|---|--|
| (1)                      | (2)   | (3)  |
| Idanogawo                | Tetehosi                                    | 138,66   |
| Bawolato                 | Sisarahili Bawolato                         | 204,46   |
| Ulugawo                  | Holi  | 65,97  |
| Gido                     | Hiliweto                                    | 110,06   |
| Sogaeadu                 | Sogaeadu                                    | 41,27  |
| Ma'u                     | Lasara Siwalubanua                          | 61,19  |
| Somolo - Molo            | Somolo-molo                                 | 44,85  |
| Hiliduho                 | Hiliduho                                    | 65,08  |
| Hiliserangkai            | Dahadano Botombawo                          | 61,92  |
| Botomuzoi                | Hiliwaele I                                 | 59,98  |
| <b>Nias</b>              |   | <b>853,44</b>                                  |

Lanjutan Tabel/*Continued Table 1.1.1*

| Kecamatan<br><i>Subdistrict</i> | Persentase terhadap Luas Kabupaten<br><i>Percentage to Regency Area</i> | Jumlah Pulau<br><i>Number of Islands</i> |
|---------------------------------|---|--|
| (1)                             | (4)   | (5)                                      |
| Idanogawo                       | 16,25   | -  |
| Bawolato                        | 23,96   | 2  |
| Ulugawo                         | 7,73  | -  |
| Gido                            | 12,90   | -  |
| Sogaeadu                        | 4,84  | -  |
| Ma'u                            | 7,17  | -  |
| Somolo - Molo                   | 5,26  | -  |
| Hiliduho                        | 7,63  | -  |
| Hiliserangkai                   | 7,26  | -  |
| Botomuzoi                       | 7,03  | -  |
| <b>Nias</b>                     | <b>100</b>  | <b>2</b>                                 |

Sumber/*Source*: RTRW (Rencana Tata Ruang Wilayah) Kabupaten Nias Tahun 2014-2034



**Tabel** 1.1.2 **Tinggi Wilayah dan Jarak ke Ibukota Kabupaten Menurut Kecamatan di Kabupaten Nias, 2020**  
**Table** 1.1.2 **Altitude and Distance to the Capital of Regency by Subdistrict in Nias Regency, 2020**

| Kecamatan<br>Subdistrict | Tinggi Wilayah (mdpl)<br>Altitude (m a.s.l) | Jarak ke Ibukota Kabupaten<br>Distance to the Capital of Regency |
|--------------------------|---|--|
| (1)                      | (2)   | (3)  |
| Idanogawo                | 0 - 500                                     | 13   |
| Bawolato                 | 0 - 500                                     | 30,9   |
| Ulugawo                  | 500 - 800                                   | 24,7   |
| Gido                     | 0 - 600                                     | 0  |
| Sogaeadu                 | 0 - 600                                     | 4  |
| Ma'u                     | 0-426                                       | 12   |
| Somolo - Molo            | 400-600                                     | 12   |
| Hiliduho                 | 100 - 300                                   | 37   |
| Hiliserangkai            | 0-200                                       | 38   |
| Botomuzoi                | 0-200                                       | 43   |

Sumber/Source: Dinas Pekerjaan Umum dan Penataan Ruang Kabupaten Nias / Department of Public Works and Spatial Planning of Nias Regency

## 1.2 KEADAAN IKLIM CLIMATE CONDITION

**Tabel 1.2.1** Pengamatan Unsur Iklim Menurut Bulan di Badan Meteorologi ,Klimatologi dan Geofisika-Binaka Gunungsitoli, 2020  
*Observation of Climate Elements By Months at Meteorological, Climatology and Geophysical Office-Binaka Gunungsitoli, 2020*

| Bulan<br>Month      | Suhu<br>Temperature (°C) |                     |                      | Kelembaban<br>Humidity (%) |                     |                      |
|---------------------|--------------------------|---------------------|----------------------|----------------------------|---------------------|----------------------|
|                     | Minimum<br>Minimum       | Maksimum<br>Maximum | Rata-rata<br>Average | Minimum<br>Minimum         | Maksimum<br>Maximum | Rata-rata<br>Average |
| (1)                 | (2)                      | (3)                 | (4)                  | (5)                        | (6)                 | (7)                  |
| Januari/January     | 23,9                     | 34,3                | 27,1                 | 63                         | 100                 | 88                   |
| Februari/February   | 23,0                     | 34,6                | 27,9                 | 48                         | 98                  | 84                   |
| Maret/March         | 22,0                     | 35,6                | 27,6                 | 59                         | 98                  | 88                   |
| April/April         | 23,2                     | 34,4                | 27,2                 | 72                         | 100                 | 91                   |
| Mei/May             | 20,5                     | 33,2                | 26,8                 | 67                         | 100                 | 90                   |
| Juni/June           | 22,4                     | 33,4                | 26,8                 | 64                         | 98                  | 88                   |
| Juli/July           | 22,4                     | 33,2                | 26,4                 | 63                         | 100                 | 88                   |
| Agustus/August      | 22,0                     | 33,8                | 26,7                 | 58                         | 100                 | 86                   |
| September/September | 22,0                     | 33,2                | 26,2                 | 56                         | 100                 | 87                   |
| Oktober/October     | 22,0                     | 33,8                | 26,0                 | 64                         | 100                 | 89                   |
| November/November   | 22,8                     | 33,0                | 26,3                 | 64                         | 99                  | 89                   |
| Desember/December   | 22,5                     | 33,2                | 26,1                 | 56                         | 99                  | 90                   |

Lanjutan Tabel/*Continued Table 1.2.1*

| Bulan<br><i>Month</i>       | Kecepatan Angin (m/det)<br><i>Wind Velocity (m/sec)</i> |                            |                             | Tekanan Udara/ <i>Atmospheric Pressure</i><br>(mb) |                            |                             |
|-----------------------------|---|----------------------------|-----------------------------|--|----------------------------|-----------------------------|
|                             | Minimum<br><i>Minimum</i>                               | Maksimum<br><i>Maximum</i> | Rata-rata<br><i>Average</i> | Minimum<br><i>Minimum</i>                          | Maksimum<br><i>Maximum</i> | Rata-rata<br><i>Average</i> |
| (1)                         | (8)   | (9)                        | (10)                        | (11)   | (12)                       | (13)                        |
| Januari/ <i>January</i>     | 0   | 20                         | 5                           | 1004,5   | 1014,2                     | 1009,9                      |
| Februari/ <i>February</i>   | 0   | 15                         | 5                           | 1005,4   | 1014,4                     | 1010,1                      |
| Maret/ <i>March</i>         | 0   | 15                         | 5                           | 1004,7   | 1013,8                     | 1009,8                      |
| April/ <i>April</i>         | 0   | 14                         | 5                           | 1005,5   | 1013,2                     | 1009,9                      |
| Mei/ <i>May</i>             | 0   | 26                         | 6                           | 1002,9   | 1014,5                     | 1009,3                      |
| Juni/ <i>June</i>           | 0   | 16                         | 5                           | 1005,5   | 1013,1                     | 1009,4                      |
| Juli/ <i>July</i>           | 0   | 15                         | 5                           | 1004,2   | 1012,2                     | 1008,8                      |
| Agustus/ <i>August</i>      | 0   | 13                         | 5                           | 1005,3   | 1013,3                     | 1009,2                      |
| September/ <i>September</i> | 0   | 15                         | 5                           | 1004,9   | 1014,1                     | 1009,8                      |
| Oktober/ <i>October</i>     | 0   | 18                         | 6                           | 1006,0   | 1013,1                     | 1009,7                      |
| November/ <i>November</i>   | 0   | 17                         | 5                           | 1005,4   | 1013,8                     | 1009,7                      |
| Desember/ <i>December</i>   | 0   | 14                         | 5                           | 1005,4   | 1013,1                     | 1009,4                      |

Lanjutan Tabel/*Continued Table 1.2.1*

| <b>Bulan<br/>Month</b>      | <b>Jumlah Curah Hujan<br/>Number of Precipitation<br/>(mm)</b> | <b>Jumlah Hari Hujan<br/>(hari)<br/>Number of Rainy Days<br/>(day)</b> | <b>Penyinaran Matahari<br/>Duration of Sunshine<br/>(%)</b> |
|-----------------------------|--|--|---|
| (1)                         | (14)   | (15)   | (16)  |
| Januari/ <i>January</i>     | 144  | 30   | 48  |
| Februari/ <i>February</i>   | 124  | 14   | 74  |
| Maret/ <i>March</i>         | 199  | 18   | 56  |
| April/ <i>April</i>         | 270  | 25   | 43  |
| Mei/ <i>May</i>             | 336  | 26   | 47  |
| Juni/ <i>June</i>           | 155  | 21   | 60  |
| Juli/ <i>July</i>           | 330  | 26   | 60  |
| Agustus/ <i>August</i>      | 334  | 24   | 67  |
| September/ <i>September</i> | 382  | 18   | 43  |
| Oktober/ <i>October</i>     | 365  | 28   | 41  |
| November/ <i>November</i>   | 309  | 29   | 40  |
| Desember/ <i>December</i>   | 278  | 27   | 40  |

Catatan/*Note*: Data mencakup 5 wilayah Kabupaten/Kota (Nias, Nias Utara, Nias Barat, Nias Selatan dan Kota Gunungsitoli)  
 Sumber/*Source*: Badan Meteorologi, Klimatologi dan Geofisika-Binaka Gunungsitoli / *Meteorological, Climatology and Geophysical Office-Binaka Gunungsitoli*

**Tabel**  
**Table** 1.2.2**Jumlah Gempa Bumi di Kabupaten Nias dan Sekitarnya,  
2020**  
**Number of Earthquakes in Nias Regency and Surrounding  
Area, 2020**

| <b>Bulan<br/>Month</b> | <b>Jumlah<br/>Total</b> |
|------------------------|-------------------------|
| (1)                    | (2)                     |
| Januari/January        | 35                      |
| Februari/February      | 36                      |
| Maret/March            | 47                      |
| April/April            | 41                      |
| Mei/May                | 41                      |
| Juni/June              | 37                      |
| Juli/July              | 34                      |
| Agustus/August         | 40                      |
| September/September    | 50                      |
| Oktober/October        | 44                      |
| November/November      | 57                      |
| Desember/December      | 41                      |
| <b>Nias</b>            | <b>503</b>              |

Catatan/Note: Data mencakup 5 wilayah Kabupaten/Kota (Nias,Nias Utara,Nias Barat,Nias Selatan dan Kota Gunungsitoli)

Sumber/Source: Badan Meteorologi ,Klimatologi dan Geofisika-Binaka Gunungsitoli / *Meteorological, Climatology and Geophysical Office-Binaka Gunungsitoli*



# PEMERINTAHAN GOVERNMENT

**BAB**  
Chapter

**02**

<https://niaskab.bps.go.id>



**PENJELASAN TEKNIS****TECHNICAL NOTES**

- |  |   |
|--|---|
| <p>1. Secara administratif pemerintahan Kabupaten Nias saat ini terdiri dari 10 wilayah kecamatan dengan banyaknya desa 170, yang keseluruhan berada di daerah pedesaan (urban). Sesuai dengan Pasal 4 pada masing-masing Undang-Undang Republik Indonesia Nomor 45, 46, dan 47 Tahun 2008 tentang pembentukan Kabupaten Nias Utara, Nias Barat, dan Kota Gunungsitoli maka wilayah Kabupaten Nias berkurang setelah dikurangi dengan 3 wilayah Kabupaten/ Kota tersebut diatas.</p> | <p>1. <i>Administratively, the government of Nias Regency currently consists of 10 Subdistricts with 170 villages, all of which are in rural areas (urban). In accordance with Article 4 of each of the Laws of the Republic of Indonesia Number 45, 46, and 47 of 2008 concerning the establishment of North Nias Regency, West Nias, and Gunungsitoli Municipality, the area of Nias Regency is reduced after the 3 districts / cities mentioned above.</i></p> |
| <p>2. Pada tahun 2011, jumlah desa di Kabupaten Nias masih sebanyak 119 desa, tetapi pada tahun 2012 telah terjadi pemekaran desa sebanyak 51 desa, sehingga keseluruhannya menjadi 170 desa hingga tahun 2020.</p>  | <p>2. <i>In 2011, the number of villages in Nias Regency is still 119 villages, but in the year of 2012 there has been 51 villages, so the total is 170 villages until 2020.</i></p>  |
| <p>3. Anggota Dewan Perwakilan Rakyat Daerah (DPRD) dipilih melalui pemilihan umum (pemilu) dan dilantik dalam masa Jabatan lima tahun.</p>  | <p>3. <i>Regional House of Representatives (DPRD) members are elected through a general election and appointed for a five-years membership.</i></p>   |
| <p>4. Pegawai Negeri Sipil (PNS) adalah setiap warga Negara Republik Indonesia yang telah memenuhi syarat yang ditentukan dan diangkat oleh pejabat yang berwenang dan disertai tugas</p>  | <p>4. <i>Civil Servant (PNS) is every citizen of the Republic of Indonesia who has met the requirements determined and appointed authorized officials and assigned duties in public office, or assigned to other state duties</i></p>   |



dalam jabatan negeri, atau disertai tugas negara lainnya dan digaji berdasarkan peraturan Perundang-undangan yang berlaku. PNS terdiri dari PNS Pusat dan Daerah.

*and salaried in accordance with applicable legislation. Civil servants consist of civil servants of central and regional government.*

5. Pendapatan Asli Daerah (PAD) adalah pendapatan yang diperoleh daerah yang dipungut berdasarkan peraturan daerah sesuai dengan peraturan Perundang-undangan, guna keperluan daerah yang bersangkutan dalam membiayai kegiatannya.
  6. Dana Perimbangan adalah dana yang bersumber dari pendapatan APBN yang dialokasikan kepada Daerah untuk mendanai kebutuhan daerah dalam rangka pelaksanaan desentralisasi.
  7. Lain-lain Pendapatan yang Sah adalah pendapatan lainnya dari pemerintah pusat dan atau dari instansi pusat, serta dari daerah lainnya.
5. *Original Local Government Revenue is revenue that withheld based on local regulations in accordance with the legislation, for the purposes of financing their activities.*
  6. *Balanced Budget is the fund coming from the state budget that allocated to regions to fund their needs in the context of decentralization.*
  7. *Other Legal Revenue is other income that coming from the central government and or from the central agencies, as well as from other local government.*

**ULASAN****DESCRIPTION****Wilayah Administrasi**

Sumatera Utara terdiri dari 25 Kabupaten dan 8 Kota, salah satu diantaranya adalah Kabupaten Nias. Kabupaten Nias berada di wilayah Kepulauan Nias. Selain Kabupaten Nias terdapat juga 3 Kabupaten lain yaitu Kabupaten Nias Utara, Nias Barat, Nias Selatan dan 1 Kota yaitu Kota Gunungsitoli. Kabupaten Nias terdiri dari 10 Kecamatan, 170 Desa.

**Administrative Area**

*North Sumatera consists of 25 Regencies and 8 Cities, one of them is Nias Regency. Nias Regency is located in the Nias Islands region. In addition to Nias Regency there are also 3 other Regency of North Nias Regency, West Nias, South Nias and 1 City namely Gunungsitoli Town. Nias Regency consists of 10 Subdistricts, 170 Villages.*

**Dewan Perwakilan Rakyat Daerah**

Anggota DPRD Kabupaten Nias berjumlah 25 orang yang terdiri Fraksi Partai Demokrat 7 orang, Fraksi Partai Golkar 3 orang, Fraksi PDI Perjuangan 4 orang, Fraksi PKP Indonesia 1 orang, Fraksi Partai Gerindra 2 orang, Fraksi Partai Nasdem 3 orang, Fraksi Partai Hanura 3 orang, Fraksi Perindo 1 orang, dan Fraksi PKS 1 orang. Daerah pemilihan di Kabupaten Nias terdiri dari 3 daerah pemilihan (Dapim).

**Regional House of Representative**

*There are 25 members of the DPRD in Nias Regency, consisting of 7 Democrats, 3 Golkar Faction, 3 PDI Perjuangan factions, 1 PKP Indonesia Faction, 1 Gerindra Faction, 2 Nasdem Faction, 3 Hanura Faction. 3 Perindo Faction, 1 person and PKS Faction 1 person. The electoral district in Nias Regency consists of 3 electoral districts (Dapim).*

**Sumber Daya Manusia**

Jumlah Pegawai Negeri Sipil (PNS Otonom) di Kabupaten Nias pada tahun 2020 ada sebanyak 2.693 orang. Terdiri atas 1.446 orang (53,69 persen) laki-laki dan sisanya sebanyak 1.247 orang (46,31 persen) perempuan. Keseluruhan PNS tersebut

**Human Resources**

*The number of Civil Servants (PNS Autonomous) in Nias Regency in 2020 was 2,693 people. Consisting of 1,446 people (53.69 percent) men and the remaining 1,247 people (46.31 percent) women. All of these civil servants are scattered throughout the Nias District*

tersebar di seluruh Dinas atau Instansi Pemerintahan Kabupaten Nias.

Jika dirinci menurut jenjang pendidikan, sebagian besar merupakan berpendidikan Sarjana yaitu, 1.481 orang (54,99 persen), kemudian Diploma 652 orang (24,21 persen) dan SMA sebanyak 546 orang (20,27 persen) selebihnya berpendidikan SD dan SMP sebanyak 14 orang (0,51 persen).

### Keuangan Pemerintah

Anggaran Pendapatan dan Belanja Pemerintah Kabupaten Nias tahun 2020 yang sudah terealisasi tercatat sebesar Rp. 793,97 milyar yang terdiri dari Pendapatan Asli Daerah (PAD) sebesar Rp. 100,32 milyar, dana perimbangan sebesar Rp. 533,75 milyar dan sisanya dari lain-lain pendapatan daerah yang sah sebesar 156,90 milyar.

Untuk Belanja Daerah Kabupaten Nias tahun 2020 mencapai Rp. 896,05 milyar rupiah dimana porsi pengeluaran terbesar pada belanja tidak langsung sebesar 539,82 milyar rupiah, belanja langsung 356,23 milyar rupiah dan belanja langsung sebesar 356,232 milyar rupiah.

*Government Offices or Agencies.*

*If broken down by education level, most of them have a bachelor degree, namely, 1,481 people (54.99 percent), then 652 people (24.21 percent) Diploma and 546 high school students (20.27 percent) the rest have elementary and junior high school education as many as 14 people (0.51 percent).*

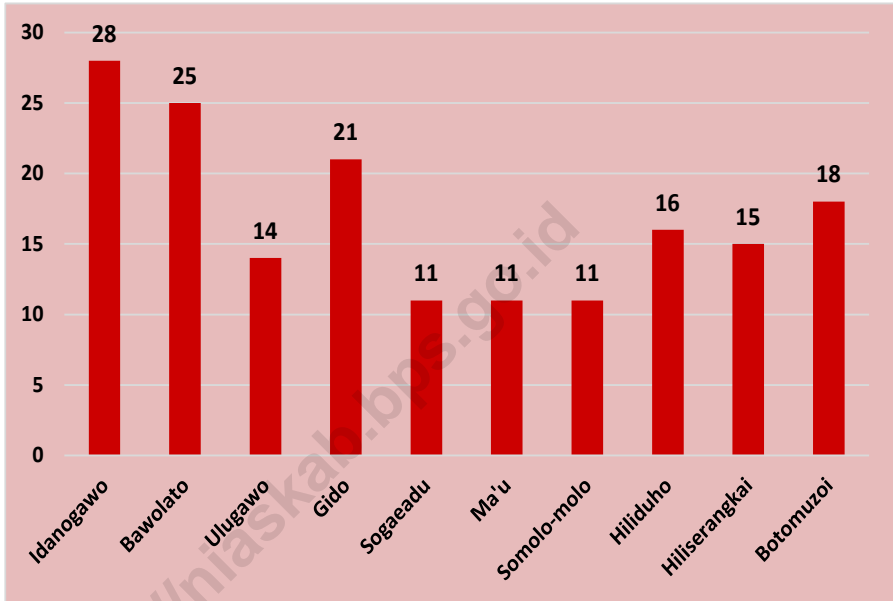
### Government Finance

*The realized 2020 Nias Regency Government Revenue Budget was recorded at Rp. 793,966 billion consisting of Regional Original Revenue (PAD) of Rp. 100.317 billion, the balance fund of Rp. 533,751 billion and the rest from other legal regional income of 156,898 billion.*

*For the Regional Expenditure of Nias Regency in 2020, it reaches Rp. 930.21 billion rupiah, where the largest portion of expenditure was direct expenditure of 896.047 billion rupiah, indirect expenditure of 539.815 billion rupiah and direct expenditure of 356.232 billion rupiah.*

**Gambar** 2.1  
**Figures**

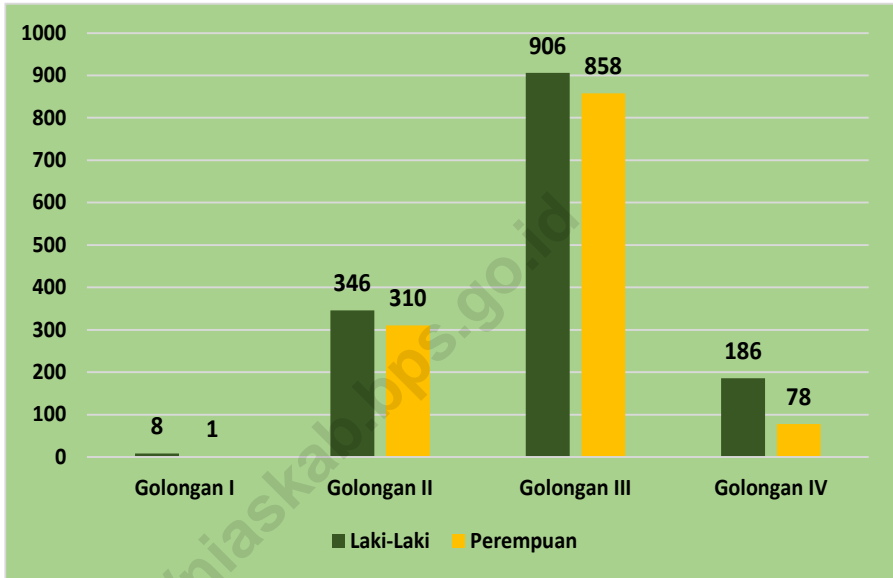
**Jumlah Desa/Kelurahan Menurut Kecamatan di Kabupaten Nias ,2020**  
**Number of Villages/Kelurahan by Subdistrict in Nias Regency, 2020**



Sumber/Source: Peraturan Kepala Badan Pusat Statistik Nomor 29 Tahun 2018 Tanggal 15 Januari 2018 tentang Perubahan Atas Peraturan Kepala Badan Pusat Statistik Nomor 55 Tahun 2017 tentang Kode dan Nama Wilayah Kerja Statistik Tahun 2017 / Chief Statistician Regulation Number 29/2018, January 15 2018, as a revision of Chief Statistician Regulation Number 55 of 2017 on Code and Name of Regional Level of Data Collection

**Gambar** 2.2  
**Figures**

**Jumlah Pegawai Negeri Sipil Menurut Tingkat  
Kepangkatan dan Jenis Kelamin di Kabupaten Nias,  
Desember, 2020**  
*Number of Civil Servants by Hierarchy and Gender in Nias  
Regency, December 2020*



Sumber/Source : Badan Kepegawaian Daerah Kabupaten Nias / *Regional Personnel Agency of Nias Regency*

## 2.1 WILAYAH ADMINISTRATIF ADMINISTRATIVE AREA

**Tabel** 2.1.1 **Jumlah Desa/Kelurahan Menurut Kecamatan di Kabupaten Nias ,2016-2020**  
**Table** 2.1.1 **Number of Villages/Kelurahan by Subdistrict in Nias Regency, 2016-2020**

| Kecamatan<br>Subdistrict | 2016       | 2017       | 2018       | 2019       | 2020       |
|--------------------------|------------|------------|------------|------------|------------|
| (1)                      | (2)        | (3)        | (4)        | (5)        | (6)        |
| Idanogawo                | 28         | 28         | 28         | 28         | 28         |
| Bawolato                 | 25         | 25         | 25         | 25         | 25         |
| Ulugawo                  | 14         | 14         | 14         | 14         | 14         |
| Gido                     | 21         | 21         | 21         | 21         | 21         |
| Sogaeadu                 | 11         | 11         | 11         | 11         | 11         |
| Ma'u                     | 11         | 11         | 11         | 11         | 11         |
| Somolo-molo              | 11         | 11         | 11         | 11         | 11         |
| Hiliduho                 | 16         | 16         | 16         | 16         | 16         |
| Hiliserangkai            | 15         | 15         | 15         | 15         | 15         |
| Botomuzoi                | 18         | 18         | 18         | 18         | 18         |
| <b>Nias</b>              | <b>170</b> | <b>170</b> | <b>170</b> | <b>170</b> | <b>170</b> |

Sumber/Source: Peraturan Kepala Badan Pusat Statistik Nomor 29 Tahun 2018 Tanggal 15 Januari 2018 tentang Perubahan Atas Peraturan Kepala Badan Pusat Statistik Nomor 55 Tahun 2017 tentang Kode dan Nama Wilayah Kerja Statistik Tahun 2017 / Chief Statistician Regulation Number 29/2018, January 15 2018, as a revision of Chief Statistician Regulation Number 55 of 2017 on Code and Name of Regional Level of Data Collection

**Tabel**  
**Table** 2.1.2**Jumlah Dusun/SLS Menurut Kecamatan di Kabupaten Nias , 2020**  
**Number of Hamlet/SLS by Subdistrict in Nias Regency, 2020**

| Kecamatan<br>Subdistrict | 2020       |
|--------------------------|------------|
| (1)                      | (2)        |
| Idanogawo                | 79         |
| Bawolato                 | 100        |
| Ulugawo                  | 51         |
| Gido                     | 60         |
| Sogaeadu                 | 34         |
| Ma'u                     | 40         |
| Somolo-molo              | 32         |
| Hiliduho                 | 53         |
| Hiliserangkai            | 44         |
| Botomuzoi                | 51         |
| <b>Nias</b>              | <b>544</b> |

Sumber/Source: BPS, Survei Pemetaan SP2020 / BPS-Statistics Indonesia, SP2020 Mapping Survey

## 2.2 DEWAN PERWAKILAN RAKYAT DAERAH REGIONAL HOUSE OF REPRESENTATIVE

**Tabel 2.2.1** Jumlah Anggota Dewan Perwakilan Rakyat Daerah Menurut Partai Politik dan Jenis Kelamin di Kabupaten Nias, 2019  
*Number of Regional House of Representatives's Members by Political Parties and Gender in Nias Regency, 2019*

| Partai Politik<br><i>Political Parties</i> | Laki-laki<br><i>Male</i> | Perempuan<br><i>Female</i> | Jumlah<br><i>Total</i> |
|--|--------------------------|----------------------------|------------------------|
| (1)  | (2)                      | (3)                        | (4)                    |
| Demokrat                                   | ...                      | ...                        | 7                      |
| Golkar                                     | ...                      | ...                        | 3                      |
| PDI P                                      | ...                      | ...                        | 4                      |
| PKPI                                       | ...                      | ...                        | 1                      |
| Gerindra                                   | ...                      | ...                        | 2                      |
| Nasdem                                     | ...                      | ...                        | 3                      |
| Hanura                                     | ...                      | ...                        | 3                      |
| Perindo                                    | ...                      | ...                        | 1                      |
| PKS  | ...                      | ...                        | 1                      |
| <b>Jumlah/Total</b>                        | ...                      | ...                        | <b>25</b>              |

Sumber/Source: Sekretariat DPRD Kabupaten Nias / House of Parliament Secretariat of Nias Regency



**Tabel 2.2.2** Banyaknya Linmas Kecamatan dan Linmas Desa Menurut Kecamatan di Kabupaten Nias, 2020  
**Number of Subdistrict Civil Defence and Village Civil Defence by Subdistrict in Nias Regency, 2020**

| Kecamatan<br>Subdistrict | Linmas Kecamatan<br>Subdistrict Social Protection | Linmas Desa<br>Village Social Protection |
|--------------------------|---|--|
| (1)                      | (2)   | (3)                                      |
| Idanogawo                | -   | 44                                       |
| Bawolato                 | -   | 56                                       |
| Ulugawo                  | -   | 18                                       |
| Gido                     | -   | 45                                       |
| Sogaeadu                 | -   | 23                                       |
| Ma'u                     | -   | 32                                       |
| Somolo-molo              | -   | 13                                       |
| Hiliduho                 | -   | 42                                       |
| Hiliserangkai            | -   | 30                                       |
| Botomuzoi                | -   | 15                                       |
| <b>Nias</b>              | <b>-</b>  | <b>318</b>                               |

Sumber/Source: Satuan Polisi Pamong Praja Kabupaten Nias / The Civil Service Police Unit of Nias Regency

**Tabel**  
**Table** 2.2.3

**Banyaknya Linmas Menurut Jenis di Kabupaten Nias,  
2020**  
*Number of Civil Defence by Kinds in Nias Regency, 2020*

| <b>Jenis<br/>Kinds</b>                                | <b>2020</b> |
|---|-------------|
| (1)   | (2)         |
| Linmas Desa<br><i>Village Civil Defence</i>           | 318         |
| Linmas TPS<br><i>Voting Place Defence</i>             | 438         |
| Linmas Kabupaten<br><i>Regency Civil Defence</i>      | -           |
| Linmas Kecamatan<br><i>Sub-district Civil Defence</i> | -           |
| <b>Jumlah/Total</b>                                   | <b>756</b>  |

Sumber/Source: Satuan Polisi Pamong Praja Kabupaten Nias / *The Civil Service Police Unit of Nias Regency*

**Tabel 2.2.4** Banyaknya Organisasi Kemasyarakatan Menurut Status Hukum di Kabupaten Nias, 2020  
**Number of Social Organization by Legal Status in Nias Regency, 2020**

| Organisasi Kemasyarakatan<br>Social Organization  | 2020      |
|---|-----------|
| (1)   | (2)       |
| <b>Organisasi Kemasyarakatan Berbadan Hukum (Perkumpulan atau Yayasan)</b><br><i>Community Organizations Legal Entities (Association or Foundation)</i>   | <b>10</b> |
| Gido  | 5         |
| Sogaeadu  | 1         |
| Bawolato  | 1         |
| Alamat Sekretariat di Gunungsitoli  | 3         |
| <b>Organisasi Kemasyarakatan Tidak Berbadan Hukum (Ormas yang Memperoleh Surat Keterangan Terdaftar dari Badan Kesbangpol Dan Linmas Kabupaten Nias)</b><br><i>Community Organizations are not Legal Entities</i> | <b>8</b>  |
| Gido  | 4         |
| Hiliserangkai   | 1         |
| Bawolato  | 1         |
| Alamat Sekretariat di Gunungsitoli  | 2         |
| <b>Jumlah/Total</b>   | <b>18</b> |

Sumber/Source: Badan Kesatuan Bangsa, Politik dan Perlindungan Masyarakat Kabupaten Nias / *The Unity of the Nation, Political and Protection Society of Nias Regency*

## 2.3 SUMBER DAYA MANUSIA HUMAN RESOURCES

**Tabel 2.3.1** Jumlah Pegawai Negeri Sipil Menurut Jabatan dan Jenis Kelamin di Kabupaten Nias, Desember 2019 dan Desember 2020  
*Number of Civil Servants by Occupation and Gender in Nias Regency, December 2019 dan December 2020*

| Jabatan<br><i>Occupation</i>                             | 2019                     |                            |                        |
|--|--------------------------|----------------------------|------------------------|
|  | Laki-laki<br><i>Male</i> | Perempuan<br><i>Female</i> | Jumlah<br><i>Total</i> |
| (1)  | (2)                      | (3)                        | (4)                    |
| <b>Fungsional Tertentu</b><br><i>Specific Functional</i> | 698                      | 921                        | 1619                   |
| <b>Fungsional Umum</b><br><i>Staf General Functional</i> | 462                      | 229                        | 691                    |
| <b>Struktural/Structural</b>                             |                          |                            |                        |
| Eselon V/5th Echelon                                     | -                        | -                          | -                      |
| Eselon IV/4th Echelon                                    | 246                      | 101                        | 347                    |
| Eselon III/3rd Echelon                                   | 109                      | 21                         | 130                    |
| Eselon II/2nd Echelon                                    | 28                       | 1                          | 29                     |
| Eselon I/1st Echelon                                     | -                        | -                          | -                      |
| <b>Jumlah/Total</b>                                      | <b>1 543</b>             | <b>1 273</b>               | <b>2 816</b>           |

Lanjutan Tabel/*Continued Table 2.3.1*

| Jabatan<br><i>Occupation</i>                             | 2020                     |                            | Jumlah<br><i>Total</i> |
|--|--------------------------|----------------------------|------------------------|
|  | Laki-laki<br><i>Male</i> | Perempuan<br><i>Female</i> |                        |
| (1)  | (5)                      | (6)                        | (7)                    |
| <b>Fungsional Tertentu</b><br><i>Specific Functional</i> | 672                      | 909                        | 1581                   |
| <b>Fungsional Umum</b><br><i>Staf General Functional</i> | 426                      | 216                        | 642                    |
| <b>Struktural/Structural</b>                             |                          |                            |                        |
| Eselon V/5th Echelon                                     | -                        | -                          | -                      |
| Eselon IV/4th Echelon                                    | 216                      | 100                        | 316                    |
| Eselon III/3rd Echelon                                   | 104                      | 21                         | 125                    |
| Eselon II/2nd Echelon                                    | 28                       | 1                          | 29                     |
| Eselon I/1st Echelon                                     | -                        | -                          | -                      |
| <b>Jumlah/Total</b>                                      | <b>1 446</b>             | <b>1 247</b>               | <b>2 693</b>           |

Sumber/Source: Badan Kepegawaian Daerah Kabupaten Nias / *Regional Personnel Agency of Nias Regency*

**Tabel**  
**Table** 2.3.2

**Jumlah Pegawai Negeri Sipil Menurut Tingkat Pendidikan dan Jenis Kelamin di Kabupaten Nias, Desember 2019 dan Desember 2020**  
***Number of Civil Servants by Educational Level and Gender in Nias Regency, December 2019 and December 2020***

| Tingkat Pendidikan<br><i>Educational Level</i>                            | 2019                     |                            |                        |
|---|--------------------------|----------------------------|------------------------|
|   | Laki-laki<br><i>Male</i> | Perempuan<br><i>Female</i> | Jumlah<br><i>Total</i> |
| (1)   | (2)                      | (3)                        | (4)                    |
| Sampai dengan SD<br><i>Up to Primary School</i>                           | 6                        | 1                          | 7                      |
| SMP/Sederajat<br><i>General Vocational Junior High School</i>             | 12                       | 1                          | 13                     |
| SMA/Sederajat<br><i>General/Vocational Senior High School</i>             | 451                      | 194                        | 645                    |
| Diploma I, II/Akta I, II<br><i>Diploma I, II/Akta I, II</i>               | 85                       | 41                         | 126                    |
| Diploma III/Akta III/Sarjana Muda<br><i>Diploma III/Akta III/Bachelor</i> | 152                      | 395                        | 547                    |
| Tingkat Sarjana/Doktor/Ph.D<br><i>University Graduates</i>                | 837                      | 641                        | 1478                   |
| <b>Jumlah/Total</b>   | <b>1 543</b>             | <b>1 273</b>               | <b>2 816</b>           |

Lanjutan Tabel/*Continued Table 2.3.2*

| Tingkat Pendidikan<br><i>Educational Level</i>                            | 2020                     |                            |                        |
|---|--------------------------|----------------------------|------------------------|
|   | Laki-laki<br><i>Male</i> | Perempuan<br><i>Female</i> | Jumlah<br><i>Total</i> |
| (1)   | (5)                      | (6)                        | (7)                    |
| Sampai dengan SD<br><i>Up to Primary School</i>                           | 4                        | 1                          | 5                      |
| SMP/Sederajat<br><i>General Vocational Junior High School</i>             | 9                        | -                          | 9                      |
| SMA/Sederajat<br><i>General/Vocational Senior High School</i>             | 377                      | 169                        | 546                    |
| Diploma I, II/Akta I, II<br><i>Diploma I, II/Akta I, II</i>               | 66                       | 31                         | 97                     |
| Diploma III/Akta III/Sarjana Muda<br><i>Diploma III/Akta III/Bachelor</i> | 157                      | 398                        | 555                    |
| Tingkat Sarjana/Doktor/Ph.D<br><i>University Graduates</i>                | 833                      | 648                        | 1 481                  |
| <b>Jumlah/Total</b>   | <b>1 446</b>             | <b>1 247</b>               | <b>2 693</b>           |

Sumber/Source: Badan Kepegawaian Daerah Kabupaten Nias / *Regional Personnel Agency of Nias Regency*

**Tabel**  
**Table** 2.3.3

**Jumlah Pegawai Negeri Sipil Menurut Tingkat  
Kepangkatan dan Jenis Kelamin di Kabupaten Nias,  
Desember 2019 dan Desember 2020**  
*Number of Civil Servants by Hierarchy and Gender in Nias  
Regency, December 2019 and December 2020*

| Pangkat/Golongan/Ruang<br><i>Hierarchy</i> | 2019                     |                            | Jumlah<br><i>Total</i> |
|--|--------------------------|----------------------------|------------------------|
|  | Laki-laki<br><i>Male</i> | Perempuan<br><i>Female</i> |                        |
| (1)  | (2)                      | (3)                        | (4)                    |
| 1. I/A (Juru Muda)                         | -                        | -                          | -                      |
| 2. I/B (Juru Muda Tingkat I)               | -                        | 1                          | 1                      |
| 3. I/C (Juru)                              | 5                        | -                          | 5                      |
| 4. I/D (Juru Tingkat I)                    | 3                        | -                          | 3                      |
| <b>Golongan I/Range I</b>                  | <b>8</b>                 | <b>1</b>                   | <b>9</b>               |
| 5. II/A (Pengatur Muda)                    | 51                       | 22                         | 73                     |
| 6. II/B (Pengatur Muda Tingkat I)          | 68                       | 23                         | 91                     |
| 7. II/C (Pengatur)                         | 127                      | 188                        | 315                    |
| 8. II/D (Pengatur Tingkat I)               | 119                      | 85                         | 204                    |
| <b>Golongan II/Range II</b>                | <b>365</b>               | <b>318</b>                 | <b>683</b>             |
| 9. III/A (Penata Muda)                     | 297                      | 288                        | 585                    |
| 10. III/B (Penata Muda Tingkat I)          | 216                      | 232                        | 448                    |
| 11. III/C (Penata)                         | 227                      | 181                        | 408                    |
| 12. III/D (Penata Tingkat I)               | 213                      | 166                        | 379                    |
| <b>Golongan III/Range III</b>              | <b>935</b>               | <b>867</b>                 | <b>1 820</b>           |
| 13. IV/A (Pembina)                         | 140                      | 71                         | 211                    |
| 14. IV/B (Pembina Tingkat I)               | 57                       | 15                         | 72                     |
| 15. IV/C (Pembina Utama Muda)              | 19                       | 1                          | 20                     |
| 16. IV/D (Pembina Utama Madya)             | 1                        | -                          | 1                      |
| 17. IV/E (Pembina Utama)                   | -                        | -                          | -                      |
| <b>Golongan IV/Range IV</b>                | <b>217</b>               | <b>87</b>                  | <b>304</b>             |
| <b>Jumlah/Total</b>                        | <b>1 543</b>             | <b>1 273</b>               | <b>2 816</b>           |



Lanjutan Tabel/Continued Table 2.3.3

| Pangkat/Golongan/Ruang<br><i>Hierarchy</i> | 2020                     |                            |                        |
|--|--------------------------|----------------------------|------------------------|
|  | Laki-laki<br><i>Male</i> | Perempuan<br><i>Female</i> | Jumlah<br><i>Total</i> |
| (1)  | (5)                      | (6)                        | (7)                    |
| 1. I/A (Juru Muda)                         | -                        | -                          | -                      |
| 2. I/B (Juru Muda Tingkat I)               | -                        | 1                          | 1                      |
| 3. I/C (Juru)                              | 5                        | -                          | 5                      |
| 4. I/D (Juru Tingkat I)                    | 3                        | -                          | 3                      |
| <b>Golongan I/Range I</b>                  | <b>8</b>                 | <b>1</b>                   | <b>9</b>               |
| 5. II/A (Pengatur Muda)                    | 44                       | 22                         | 66                     |
| 6. II/B (Pengatur Muda Tingkat I)          | 67                       | 23                         | 90                     |
| 7. II/C (Pengatur)                         | 102                      | 180                        | 282                    |
| 8. II/D (Pengatur Tingkat I)               | 133                      | 85                         | 218                    |
| <b>Golongan II/Range II</b>                | <b>346</b>               | <b>310</b>                 | <b>656</b>             |
| 9. III/A (Penata Muda)                     | 270                      | 270                        | 540                    |
| 10. III/B (Penata Muda Tingkat I)          | 228                      | 243                        | 471                    |
| 11. III/C (Penata)                         | 205                      | 172                        | 377                    |
| 12. III/D (Penata Tingkat I)               | 203                      | 173                        | 376                    |
| <b>Golongan III/Range III</b>              | <b>906</b>               | <b>858</b>                 | <b>1764</b>            |
| 13. IV/A (Pembina)                         | 113                      | 61                         | 174                    |
| 14. IV/B (Pembina Tingkat I)               | 55                       | 16                         | 71                     |
| 15. IV/C (Pembina Utama Muda)              | 17                       | 1                          | 18                     |
| 16. IV/D (Pembina Utama Madya)             | 1                        | -                          | 1                      |
| 17. IV/E (Pembina Utama)                   | -                        | -                          | -                      |
| <b>Golongan IV/Range IV</b>                | <b>186</b>               | <b>78</b>                  | <b>264</b>             |
| <b>Jumlah/Total</b>                        | <b>1 446</b>             | <b>1 247</b>               | <b>2 693</b>           |

Sumber/Source: Badan Kepegawaian Daerah Kabupaten Nias / Regional Personnel Agency of Nias Regency

**Tabel**  
**Table** 2.3.4**Jumlah Pegawai Negeri Sipil Menurut Dinas/Instansi  
Pemerintah dan Jenis Kelamin di Kabupaten Nias, 2020**  
**Number of Civil Servants of Agency Government and  
Gender in Nias Regency, 2020**

| Dinas/Instansi Pemerintahan<br><i>Agency Government</i>   | Jenis Kelamin<br><i>Gender</i> |                            |                        |
|---|--------------------------------|----------------------------|------------------------|
|   | Laki-laki<br><i>Male</i>       | Perempuan<br><i>Female</i> | Jumlah<br><i>Total</i> |
| (1)   | (2)                            | (3)                        | (4)                    |
| Sekretariat Daerah Kab.Nias   | 75                             | 25                         | 100                    |
| Sekretariat DPRD Kab.Nias   | 21                             | 6                          | 27                     |
| Dinas Pendidikan Kab. Nias  | 600                            | 531                        | 1 131                  |
| Dinas Kesehatan Kab. Nias   | 170                            | 459                        | 629                    |
| Dinas Pekerjaan Umum dan Penataan Ruang Kab.<br>Nias  | 48                             | 13                         | 61                     |
| Dinas Pertanian dan Ketahanan Pangan Kab.Nias   | 41                             | 17                         | 58                     |
| Dinas Kelautan dan Perikanan Kab.Nias   | 12                             | 6                          | 18                     |
| Dinas Perindustrian dan Perdagangan Kab.Nias  | 14                             | 12                         | 26                     |
| Dinas Kependudukan dan Pencatatan Sipil Kab.Nias  | 13                             | 7                          | 20                     |
| Dinas Ketenagakerjaan dan Koperasi Kab.Nias   | 11                             | 5                          | 16                     |
| Dinas Perhubungan Kab.Nias  | 19                             | 4                          | 23                     |
| Dinas Pariwisata Kab.Nias   | 16                             | 7                          | 23                     |
| Dinas Perumahan dan Kawasan Permukiman Kab.<br>Nias   | 23                             | 5                          | 28                     |
| Dinas Sosial Kab.Nias   | 16                             | 6                          | 22                     |
| Dinas Komunikasi dan Informatika Kab.Nias   | 18                             | 8                          | 26                     |
| Inspektorat Daerah Kab.Nias   | 17                             | 9                          | 26                     |
| Badan Perencanaan Pembangunan Daerah Kab.Nias   | 18                             | 12                         | 30                     |
| Dinas Pemberdayaan Masyarakat dan Desa Kab.Nias   | 28                             | 2                          | 30                     |
| Dinas Pengendalian Penduduk, Keluarga<br>Berencana, Perempuan dan Perlindungan Anak<br>Kab.Nias | 13                             | 31                         | 44                     |
| Badan Kepegawaian Daerah Kab.Nias   | 21                             | 12                         | 33                     |

Lanjutan Tabel/*Continued Table 2.3.4*

| Dinas/Instansi Pemerintahan<br><i>Agency Government</i>                    | Jenis Kelamin<br><i>Gender</i> |                            |                        |
|--|--------------------------------|----------------------------|------------------------|
|  | Laki-laki<br><i>Male</i>       | Perempuan<br><i>Female</i> | Jumlah<br><i>Total</i> |
| (1)  | (2)                            | (3)                        | (4)                    |
| Badan Kesatuan Bangsa dan Politik Kab.Nias                                 | 13                             | 11                         | 24                     |
| Dinas Perpustakaan dan Kearsipan Kab.Nias                                  | 10                             | 15                         | 25                     |
| Satuan Polisi Pamong Praja   | 54                             | 5                          | 59                     |
| Dinas Penanaman Modal dan Pelayanan Perizinan Terpadu Satu Pintu Kab. Nias | 9                              | 15                         | 24                     |
| Badan Penanggulangan Bencana Daerah Kab. Nias                              | 16                             | 1                          | 17                     |
| Badan Pengelola Keuangan, Pendapatan dan Aset Daerah Kab.Nias              | 26                             | 13                         | 39                     |
| Kantor Kecamatan Gido  | 10                             | 3                          | 13                     |
| Kantor Kecamatan Idanogawo   | 17                             | 3                          | 20                     |
| Kantor Kecamatan Bawolato  | 12                             | 2                          | 14                     |
| Kantor Kecamatan Hiliduho  | 16                             | 1                          | 17                     |
| Kantor Kecamatan Botomuzoi   | 15                             | -                          | 15                     |
| Kantor Kecamatan Hilliserangkai  | 11                             | 1                          | 12                     |
| Kantor Kecamatan Ulugawo   | 11                             | -                          | 11                     |
| Kantor Kecamatan Ma'u  | 11                             | -                          | 11                     |
| Kantor Kecamatan Somolo-molo   | 9                              | -                          | 9                      |
| Kantor Kecamatan Sogae'adu   | 12                             | -                          | 12                     |
| <b>Jumlah/Total</b>  | <b>1 446</b>                   | <b>1 247</b>               | <b>2 693</b>           |

Sumber/Source: Badan Kepegawaian Daerah Kabupaten Nias / *Regional Personnel Agency of Nias Regency*

**Tabel**  
**Table** 2.3.5

**Jumlah Pegawai Negeri Sipil Menurut Dinas/Instansi  
Pemerintah dan Golongan di Kabupaten Nias, 2020**  
**Number of Civil Servants of Agency Government and Rank  
in Nias Regency, 2020**

| Dinas/Instansi Pemerintahan<br><i>Agency Government</i> | Golongan<br><i>Rank</i> |     |     |     | Jumlah<br><i>Total</i> |
|---|-------------------------|-----|-----|-----|------------------------|
|   | I                       | II  | III | IV  |                        |
| (1)   | (2)                     | (3) | (4) | (5) | (6)                    |
| Sekretariat Daerah Kab.Nias                             | 1                       | 32  | 54  | 13  | 100                    |
| Sekretariat DPRD Kab.Nias                               | -                       | 7   | 17  | 3   | 27                     |
| Dinas Pendidikan Kab. Nias                              | 1                       | 140 | 869 | 121 | 1131                   |
| Dinas Kesehatan Kab. Nias                               | 2                       | 262 | 344 | 21  | 629                    |
| Dinas Pekerjaan Umum dan Penataan Ruang<br>Kab.Nias     | -                       | 16  | 39  | 6   | 61                     |
| Dinas Pertanian dan Ketahanan Pangan Kab.<br>Nias       | -                       | 12  | 41  | 5   | 58                     |
| Dinas Kelautan dan Perikanan                            | -                       | 2   | 12  | 4   | 18                     |
| Dinas Perindustrian dan Perdagangan Kab.<br>Nias        | -                       | 3   | 18  | 5   | 26                     |
| Dinas Kependudukan dan Pencatatan Sipil<br>Kab.Nias     | -                       | 3   | 13  | 4   | 20                     |
| Dinas Ketenagakerjaan dan Koperasi                      | -                       | 1   | 10  | 5   | 16                     |
| Dinas Perhubungan Kab.Nias                              | -                       | 9   | 10  | 4   | 23                     |
| Dinas Pariwisata Kabupaten Nias                         | -                       | 3   | 16  | 4   | 23                     |
| Dinas Perumahan dan Kawasan Permukiman<br>Kab.Nias      | -                       | 9   | 17  | 2   | 28                     |
| Dinas Sosial Kab.Nias                                   | -                       | 4   | 16  | 2   | 22                     |
| Dinas Komunikasi dan Informatika Kab.Nias               | -                       | 3   | 17  | 6   | 26                     |
| Inspektorat Daerah Kab.Nias                             | -                       | 3   | 14  | 9   | 26                     |
| Badan Perencanaan Pembangunan Daerah<br>Kab.Nias        | -                       | 7   | 17  | 6   | 30                     |
| Dinas Pemberdayaan Masyarakat dan Desa<br>Kab.Nias      | -                       | 6   | 21  | 3   | 30                     |

Lanjutan Tabel/*Continued Table 2.3.5*

| Dinas/Instansi Pemerintahan<br><i>Agency Government</i>                                   | Golongan<br><i>Rank</i> |            |              |            | Jumlah<br><i>Total</i> |
|---|-------------------------|------------|--------------|------------|------------------------|
|   | I                       | II         | III          | IV         |                        |
| (1)   | (2)                     | (3)        | (4)          | (5)        | (6)                    |
| Dinas Pengendalian Penduduk, Keluarga Berencana, Perempuan dan Perlindungan Anak Kab.Nias | -                       | 11         | 27           | 6          | 44                     |
| Badan Kepegawaian Daerah Kab.Nias   | -                       | 14         | 17           | 2          | 33                     |
| Badan Kesatuan Bangsa dan Politik Kab.Nias  | -                       | 3          | 14           | 7          | 24                     |
| Dinas Perpustakaan dan Kearsipan Kab.Nias   | -                       | 4          | 17           | 4          | 25                     |
| Satuan Polisi Pamong Praja  | 2                       | 38         | 17           | 2          | 59                     |
| Dinas Penanaman Modal dan Pelayanan Perizinan Terpadu Satu Pintu Kab. Nias                | -                       | 3          | 17           | 4          | 24                     |
| Badan Penanggulangan Bencana Daerah Kab. Nias   | -                       | 5          | 8            | 4          | 17                     |
| Badan Pengelolaan Keuangan, Pendapatan dan Aset Daerah Kab.Nias                           | -                       | 4          | 32           | 3          | 39                     |
| Kantor Kecamatan Gido   | -                       | 4          | 8            | 1          | 13                     |
| Kantor Kecamatan Idanogawo  | 1                       | 9          | 10           | -          | 20                     |
| Kantor Kecamatan Bowolato   | 1                       | 6          | 6            | 1          | 14                     |
| Kantor Kecamatan Hiliduho   | -                       | 7          | 9            | 1          | 17                     |
| Kantor Kecamatan Botomuzoi  | -                       | 7          | 7            | 1          | 15                     |
| Kantor Kecamatan Hiliserangakai   | -                       | 4          | 7            | 1          | 12                     |
| Kantor Kecamatan Ulugawo  | 1                       | 4          | 5            | 1          | 11                     |
| Kantor Kecamatan Ma'u   | -                       | 5          | 6            | -          | 11                     |
| Kantor Kecamatan Somolo-molo  | -                       | 4          | 4            | 1          | 9                      |
| Kantor Kecamatan sogae'adu  | -                       | 2          | 8            | 2          | 12                     |
| <b>Jumlah/Total</b>   | <b>9</b>                | <b>656</b> | <b>1 764</b> | <b>264</b> | <b>2 693</b>           |

Sumber/Source: Badan Kepegawaian Daerah Kabupaten Nias / *Regional Personnel Agency of Nias Regency*

**Tabel**  
**Table** 2.3.6

**Jumlah Pegawai Negeri Sipil Menurut Dinas/Instansi  
Pemerintah dan Pendidikan Terakhir di Kabupaten Nias,  
2020**  
*Number of Civil Servants of Agency Government and Last  
Education in Nias Regency, 2020*

| Dinas/Instansi Pemerintahan<br><i>Agency Government</i> | Pendidikan Terakhir<br><i>Last Education</i> |     |     |       |     |     |     | Jumlah<br><i>Total</i> |
|---|--|-----|-----|-------|-----|-----|-----|------------------------|
|   | SD   | SMP | SMA | D1-D3 | S1  | S2  | S3  |                        |
| (1)   | (2)  | (3) | (4) | (5)   | (6) | (7) | (8) | (9)                    |
| Sekretariat Daerah Kab.Nias                             | 1  | -   | 33  | 10    | 43  | 13  | -   | 100                    |
| Sekretariat DPRD Kab.Nias                               | -  | -   | 9   | 5     | 12  | 1   | -   | 27                     |
| Dinas Pendidikan Kab. Nias                              | 1  | 3   | 168 | 111   | 841 | 7   | -   | 1 131                  |
| Dinas Kesehatan Kab. Nias                               | 1  | 1   | 66  | 427   | 111 | 23  | -   | 629                    |
| Dinas Pekerjaan Umum dan<br>Penataan Ruang Kab.Nias     | -  | -   | 18  | 7     | 28  | 8   | -   | 61                     |
| Dinas Pertanian dan Ketahanan<br>Pangan Kab.Nias        | -  | -   | 14  | 9     | 34  | 1   | -   | 58                     |
| Dinas Kelautan dan Perikanan                            | -  | -   | 1   | 2     | 13  | 2   | -   | 18                     |
| Dinas Perindustrian dan<br>Perdagangan Kab.Nias         | -  | -   | 6   | 3     | 15  | 2   | -   | 26                     |
| Dinas Kependudukan dan Pencatatan<br>Sipil Kab.Nias     | -  | -   | 5   | 2     | 12  | 1   | -   | 20                     |
| Dinas Ketenagakerjaan dan Koperasi                      | -  | -   | 6   | 2     | 8   | -   | -   | 16                     |
| Dinas Perhubungan Kab.Nias                              | -  | -   | 11  | 2     | 7   | 3   | -   | 23                     |
| Dinas Pariwisata Kabupaten Nias                         | -  | -   | 7   | 5     | 10  | 1   | -   | 23                     |
| Dinas Perumahan dan Kawasan<br>Permukiman Kab.Nias      | -  | -   | 11  | 2     | 12  | 3   | -   | 28                     |
| Dinas Sosial Kab.Nias                                   | -  | -   | 8   | 2     | 11  | 1   | -   | 22                     |
| Dinas Komunikasi dan Informatika<br>Kab.Nias            | -  | 1   | 4   | 1     | 18  | 2   | -   | 26                     |
| Inspektorat Daerah Kab.Nias                             | -  | -   | 5   | -     | 17  | 4   | -   | 26                     |
| Badan Perencanaan Pembangunan<br>Daerah Kab.Nias        | -  | -   | 8   | -     | 15  | 6   | 1   | 30                     |
| Dinas Pemberdayaan Masyarakat<br>dan Desa Kab.Nias      | -  | -   | 8   | 3     | 18  | 1   | -   | 30                     |

Lanjutan Tabel/*Continued Table 2.3.6*

| Dinas/Instansi Pemerintahan<br><i>Agency Government</i>                                   | Pendidikan Terakhir<br><i>Last Education</i> |          |            |            |              |           |          | Jumlah<br><i>Total</i> |
|---|--|----------|------------|------------|--------------|-----------|----------|------------------------|
|   | SD   | SMP      | SMA        | D1-D3      | S1           | S2        | S3       |                        |
| (1)   | (2)  | (3)      | (4)        | (5)        | (6)          | (7)       | (8)      | (9)                    |
| Dinas Pengendalian Penduduk, Keluarga Berencana, Perempuan dan Perlindungan Anak Kab.Nias | -  | -        | 7          | 25         | 8            | 4         | -        | 44                     |
| Badan Kepegawaian Daerah Kab. Nias  | -  | -        | 14         | -          | 15           | 4         | -        | 33                     |
| Badan Kesatuan Bangsa dan Politik Kab.Nias  | -  | -        | 8          | 2          | 13           | 1         | -        | 24                     |
| Dinas Perpustakaan dan Kearsipan Kab.Nias   | -  | -        | 9          | 7          | 8            | 1         | -        | 25                     |
| Satuan Polisi Pamong Praja  | 2  | -        | 39         | 2          | 16           | -         | -        | 59                     |
| Dinas Penanaman Modal dan Pelayanan Perizinan Terpadu Satu Pintu Kab. Nias                | -  | -        | 6          | 1          | 17           | -         | -        | 24                     |
| Badan Penanggulangan Bencana Daerah Kab. Nias   | -  | -        | 7          | 2          | 7            | 1         | -        | 17                     |
| Badan Pengelolaan Keuangan, Pendapatan dan Aset Daerah Kab. Nias                          | -  | -        | 6          | 7          | 23           | 3         | -        | 39                     |
| Kantor Kecamatan Gido   | -  | -        | 4          | 2          | 5            | 2         | -        | 13                     |
| Kantor Kecamatan Idanogawo  | -  | 1        | 13         | 1          | 5            | -         | -        | 20                     |
| Kantor Kecamatan Bowolato   | -  | 1        | 6          | 1          | 6            | -         | -        | 14                     |
| Kantor Kecamatan Hiliduho   | -  | -        | 8          | 2          | 5            | 2         | -        | 17                     |
| Kantor Kecamatan Botomuzoi  | -  | -        | 7          | 2          | 6            | -         | -        | 15                     |
| Kantor Kecamatan Hiliserangakai   | -  | -        | 6          | 2          | 4            | -         | -        | 12                     |
| Kantor Kecamatan Ulugawo  | -  | 1        | 5          | 1          | 4            | -         | -        | 11                     |
| Kantor Kecamatan Ma'u   | -  | -        | 6          | -          | 4            | 1         | -        | 11                     |
| Kantor Kecamatan Somolo-molo  | -  | 1        | 3          | 1          | 3            | 1         | -        | 9                      |
| Kantor Kecamatan sogae'adu  | -  | -        | 4          | 1          | 7            | -         | -        | 12                     |
| <b>Jumlah/Total</b>   | <b>5</b>                                     | <b>9</b> | <b>546</b> | <b>652</b> | <b>1 381</b> | <b>99</b> | <b>1</b> | <b>2 693</b>           |

Sumber/Source: Badan Kepegawaian Daerah Kabupaten Nias / *Regional Personnel Agency of Nias Regency*

**Tabel**  
**Table 2.3.7**

**Jumlah Pegawai Negeri Sipil Pada Kantor Kecamatan Menurut Golongan di Kabupaten Nias, 2020**  
**Number of Civil Servants to Subdistrict Official by Rank in Nias Regency, 2020**

| Dinas/Instansi Pemerintahan<br><i>Agency Government</i> | Golongan<br><i>Rank</i> |           |           |          | Jumlah<br><i>Total</i> |
|---|-------------------------|-----------|-----------|----------|------------------------|
|   | I                       | II        | III       | IV       |                        |
| (1)   | (2)                     | (3)       | (4)       | (5)      | (6)                    |
| Kecamatan Idanogawo                                     | 1                       | 9         | 10        | -        | 20                     |
| Kecamatan Bawolato                                      | 1                       | 6         | 6         | 1        | 14                     |
| Kecamatan Ulugawo                                       | 1                       | 4         | 5         | 1        | 11                     |
| Kecamatan Gido  | -                       | 4         | 8         | 1        | 13                     |
| Kecamatan Sogaeadu                                      | -                       | 2         | 8         | 2        | 12                     |
| Kecamatan Ma'u  | -                       | 5         | 6         | -        | 11                     |
| Kecamatan Somolo-molo                                   | -                       | 4         | 4         | 1        | 9                      |
| Kecamatan Hiliduho                                      | -                       | 7         | 9         | 1        | 17                     |
| Kecamatan Hiliserangkai                                 | -                       | 4         | 7         | 1        | 12                     |
| Kecamatan Botomuzoi                                     | -                       | 7         | 7         | 1        | 15                     |
| <b>Jumlah/Total</b>                                     | <b>3</b>                | <b>52</b> | <b>70</b> | <b>9</b> | <b>134</b>             |

Sumber/Source: Badan Kepegawaian Daerah Kabupaten Nias / *Regional Personnel Agency of Nias Regency*



**Tabel 2.3.8** Jumlah Pegawai Negeri Sipil Pada Kantor Kecamatan Menurut Pendidikan di Kabupaten Nias, 2020  
**Table** Number of Civil Servants to Subdistrict Official by Educational in Nias Regency, 2020

| Dinas/Instansi<br>Pemerintahan<br>Agency Government | Pendidikan Terakhir<br>Last Education |          |           |           |           |          |          | Jumlah<br>Total |
|---|---------------------------------------|----------|-----------|-----------|-----------|----------|----------|-----------------|
|   | SD                                    | SMP      | SMA       | D1-D3     | S1        | S2       | S3       |                 |
| (1)   | (2)                                   | (3)      | (4)       | (5)       | (6)       | (7)      | (8)      | (6)             |
| Kecamatan Idanogawo                                 | -                                     | 1        | 13        | 1         | 5         | -        | -        | 20              |
| Kecamatan Bawolato                                  | -                                     | 1        | 6         | 1         | 6         | -        | -        | 14              |
| Kecamatan Ulugawo                                   | -                                     | 1        | 5         | 1         | 4         | -        | -        | 11              |
| Kecamatan Gido                                      | -                                     | -        | 4         | 2         | 5         | 2        | -        | 13              |
| Kecamatan Sogaeadu                                  | -                                     | -        | 4         | 1         | 7         | -        | -        | 12              |
| Kecamatan Ma'u                                      | -                                     | -        | 6         | -         | 4         | 1        | -        | 11              |
| Kecamatan Somolo-molo                               | -                                     | 1        | 3         | 1         | 3         | 1        | -        | 9               |
| Kecamatan Hiliduho                                  | -                                     | -        | 8         | 2         | 5         | 2        | -        | 17              |
| Kecamatan Hiliserangkai                             | -                                     | -        | 6         | 2         | 4         | -        | -        | 12              |
| Kecamatan Botomuzoi                                 | -                                     | -        | 7         | 2         | 6         | -        | -        | 15              |
| <b>Jumlah/Total</b>                                 | <b>0</b>                              | <b>4</b> | <b>62</b> | <b>13</b> | <b>49</b> | <b>6</b> | <b>0</b> | <b>134</b>      |

Sumber/Source: Badan Kepegawaian Daerah Kabupaten Nias / Regional Personnel Agency of Nias Regency

## 2.4 KEUANGAN PEMERINTAH GOVERNMENT FINANCE

**Tabel** 2.4.1 **Realisasi Pendapatan Pemerintah Kabupaten Nias Menurut Jenis Pendapatan (ribu rupiah), 2017–2020**  
**Table** 2.4.1 **Actual Nias Regency Government Revenues by Kind of Revenues (thousand rupiahs), 2017–2020**

| Jenis Pendapatan/Kind of Revenues  | 2017                  | 2018                  |
|--|-----------------------|-----------------------|
| (1)  | (2)                   | (3)                   |
| <b>1. Pendapatan Asli Daerah (PAD)/Regional Revenue</b>  | <b>95 726 167,74</b>  | <b>88 754 606,11</b>  |
| 1.1 Pajak Daerah/Regional Tax  | 7 079 590,53          | 8 383 136,73          |
| 1.2 Retribusi Daerah/Regional Retribution  | 2 664 005,72          | 2 222 706,35          |
| 1.3 Hasil Perusahaan Milik Daerah dan Pengelolaan Kekayaan Daerah yang Dipisahkan/Regional-Owned Company Revenue and Separated Management of Regional Wealth | 10 780 869,65         | 11 688 732,72         |
| 1.4 Lain-lain PAD yang Sah/Other Regional Revenue  | 75 201 701,85         | 66 460 030,32         |
| <b>2. Dana Perimbangan/Balance Funds</b>   | <b>599 493 520,08</b> | <b>611 725 678,76</b> |
| 2.1 Bagi Hasil Pajak/ Bagi Hasil Bukan Pajak/Sumber Daya Alam / Tax Sharing Revenue / Non-Tax Sharing Revenue/ Natural Resources                             | 11 324 211,16         | 164 226 975,48        |
| 2.2 Dana Alokasi Umum/General Allocation Fund  | 425 974 369,00        | 428 647 259,17        |
| 2.3 Dana Alokasi Khusus/Special Allocation Fund  | 162 194 939,93        | 18 851 444,12         |
| <b>3. Lain-lain Pendapatan yang Sah/Other Revenue</b>  | <b>175 649 048,05</b> | <b>201 353 253,70</b> |
| 3.1 Pendapatan Hibah/Grant   | 0                     | 0                     |
| 3.2 Dana Darurat/Emergency Fund  | 0                     | 0                     |
| 3.3 Dana Bagi Hasil Pajak dari Provinsi dan Pemerintah Daerah Lainnya/Tax Sharing Revenue from Provincial and Other Regional Governments                     | 18 210 070,42         | 17 620 649,72         |
| 3.4 Dana Penyesuaian dan Otonomi Daerah/Regional Adjustment and Autonomy Fund  | 127 776 737,63        | 148 167 029,01        |
| 3.5 Bantuan Keuangan dari Provinsi atau Pemerintah Daerah Lainnya/Financial Assistance from Provincial or Other Regional Governments                         | 0                     | 4 937 690,00          |
| 3.6 Lainnya/Others   | 29 662 240,00         | 30 627 884,97         |
| <b>Jumlah/Total</b>  | <b>870 868 735,87</b> | <b>901 833 538,57</b> |

Lanjutan Tabel/Continued Table 2.4.1

| Jenis Pendapatan/Kind of Revenues  | 2019                  | 2020*                 |
|--|-----------------------|-----------------------|
| (1)  | (4)                   | (5)                   |
| <b>1. Pendapatan Asli Daerah (PAD)/Regional Revenue</b>  | <b>107 639 139,18</b> | <b>103 317 179,53</b> |
| 1.1 Pajak Daerah/Regional Tax  | 8 635 779,99          | 5 750 516,30          |
| 1.2 Retribusi Daerah/Regional Retribution  | 2 154 939,04          | 870 806,90            |
| 1.3 Hasil Perusahaan Milik Daerah dan Pengelolaan Kekayaan Daerah yang Dipisahkan/Regional-Owned Company Revenue and Separated Management of Regional Wealth | 10 052 195,76         | 7 233 684,14          |
| 1.4 Lain-lain PAD yang Sah/Other Regional Revenue  | 86 796 224,39         | 89 462 172,18         |
| <b>2. Dana Perimbangan/Balance Funds</b>   | <b>621 468 917,08</b> | <b>533 751 041,01</b> |
| 2.1 Bagi Hasil Pajak/ Bagi Hasil Bukan Pajak/Sumber Daya Alam / Tax Sharing Revenue / Non-Tax Sharing Revenue/Natural Resources                              | 10 246 855,76         | 12 058 823,40         |
| 2.2 Dana Alokasi Umum/General Allocation Fund  | 443 235 113,00        | 417 880 380,00        |
| 2.3 Dana Alokasi Khusus/Special Allocation Fund  | 167 986 948,32        | 99 811 837,61         |
| 2.4 Dana Insentif Daerah / Regional Incentive Fund   | 0,00                  | 4 000 000,00          |
| <b>3. Lain-lain Pendapatan yang Sah/Other Revenue</b>  | <b>235 336 990,77</b> | <b>156 898 021,98</b> |
| 3.1 Pendapatan Hibah/Grant   | 0                     | 0                     |
| 3.2 Dana Darurat/Emergency Fund  | 0                     | 0                     |
| 3.3 Dana Bagi Hasil Pajak dari Provinsi dan Pemerintah Daerah Lainnya/Tax Sharing Revenue from Provincial and Other Regional Governments                     | 22 232 902,92         | 13 262 801,98         |
| 3.4 Dana Penyesuaian dan Otonomi Daerah/Regional Adjustment and Autonomy Fund  | 180 413 087,85        | 0                     |
| 3.5 Bantuan Keuangan dari Provinsi atau Pemerintah Daerah Lainnya/Financial Assistance from Provincial or Other Regional Governments                         | 0                     | 0                     |
| 3.6 Lainnya/Others   | 32 691 000,00         | 143 635 220,00        |
| <b>Jumlah/Total</b>  | <b>964 445 047,03</b> | <b>793 966 242,52</b> |

Keterangan : \* Data Sementara

Sumber/Source: Badan Pengelolaan Keuangan dan Aset Daerah Kabupaten Nias / Board of Financial and Regional Asset Management of Nias Regency

**Tabel**  
**Table 2.4.2****Realisasi Belanja Pemerintah Kabupaten Nias Menurut  
Jenis Belanja (ribu rupiah), 2017–2020  
Actual Nias Regency Government Expenditures by Kind of  
Expenditures (thousand rupiahs), 2017–2020**

| Jenis Pendapatan<br>Kind of Revenues   | 2017                  | 2018                  |
|--|-----------------------|-----------------------|
| (1)  | (2)                   | (3)                   |
| <b>1. Belanja Tidak Langsung/Indirect Expenditures</b>   | <b>7 531 911,46</b>   | <b>8 932 517,46</b>   |
| 1.1 Belanja Pegawai/Personnel Expenditures   | 0                     | 0                     |
| 1.2 Belanja Bunga/Interest Expenditures  | 0                     | 0                     |
| 1.3 Belanja Subsidi/Subsidies Expenditures   | 0                     | 0                     |
| 1.4 Belanja Hibah/Grant Expenditures   | 6 083 700,00          | 7 313 900,00          |
| 1.5 Belanja Bantuan Sosial/Social Aid Expenditures   | 1 382 500,00          | 1 610 000,00          |
| 1.6 Belanja Bagi Hasil/Sharing Fund Expenditure  | 0                     | 8 617,46              |
| 1.7 Belanja Bantuan Keuangan/Financial Aids Expenditures   | 0                     | 0                     |
| 1.8 Belanja Tidak Terduga/Unpredicted Expenditures   | 65 711,46             | 0                     |
| <b>2. Belanja Langsung/Direct Expenditures</b>   | <b>697 678 959,54</b> | <b>727 266 498,04</b> |
| 2.1 Belanja Pegawai/Personnel Expenditures   | 214 664 202,69        | 321 219 743,78        |
| 2.2 Belanja Barang dan Jasa/Goods and Services Expenditures  | 243 490 896,22        | 199 029 877,50        |
| 2.3 Belanja Modal/Capital Expenditure  | 239 523 860,63        | 207 016 876,76        |
| <b>3. Belanja Transfer Bagi Hasil Pendapatan dan Bantuan / Revenue Sharing Transfer Revenue and Assistance</b> | <b>176 773 002,17</b> | <b>194 018 766,61</b> |
| <b>Jumlah/Total</b>  | <b>881 983 873,16</b> | <b>930 217 782,11</b> |

Lanjutan Tabel/Continued Table 2.4.2

| Jenis Pendapatan<br>Kind of Revenues   | 2019                  | 2020*                 |
|--|-----------------------|-----------------------|
| (1)  | (4)                   | (5)                   |
| <b>1. Belanja Tidak Langsung/Indirect Expenditures</b>   | <b>531 082 381,57</b> | <b>539 815 729,94</b> |
| 1.1 Belanja Pegawai/Personnel Expenditures   | 287 409 309,35        | 270 251 494,19        |
| 1.2 Belanja Bunga/Interest Expenditures  | 0                     | 0                     |
| 1.3 Belanja Subsidi/Subsidies Expenditures   | 0                     | 0                     |
| 1.4 Belanja Hibah/Grant Expenditures   | 15 328 450,00         | 32 936 076,00         |
| 1.5 Belanja Bantuan Sosial/Social Aid Expenditures   | 4 190 000,00          | 1 000 000,00          |
| 1.6 Belanja Bagi Hasil/Sharing Fund Expenditure  | 821 806,79            | 694 948,95            |
| 1.7 Belanja Bantuan Keuangan/Financial Aids Expenditures   | 223 332 815,44        | 229 804 625,82        |
| 1.8 Belanja Tidak Terduga/Unpredicted Expenditures   | 0                     | 5 128 584,98          |
| <b>2. Belanja Langsung/Direct Expenditures</b>   | <b>444 197 719,82</b> | <b>356 232 194,49</b> |
| 2.1 Belanja Pegawai/Personnel Expenditures   | 34 320 469,60         | 30 386 933,29         |
| 2.2 Belanja Barang dan Jasa/Goods and Services Expenditures  | 219 423 223,64        | 180 658 493,08        |
| 2.3 Belanja Modal/Capital Expenditure  | 190 454 026,59        | 145 186 768,12        |
| <b>3. Belanja Transfer Bagi Hasil Pendapatan dna Bantuan / Revenue Sharing Transfer Revenue and Assistance</b> | <b>0</b>              | <b>0</b>              |
| <b>Jumlah/Total</b>  | <b>975 280 101,39</b> | <b>896 047 924,43</b> |

Keterangan : \* Data Sementara

Sumber/Source: Badan Pengelolaan Keuangan dan Aset Daerah Kabupaten Nias / Board of Financial and Regional Asset Management of Nias Regency



**PENDUDUK DAN KETENAGAKERJAAN**  
***POPULATION AND EMPLOYMENT***

**BAB**  
*Chapter*

**03**

<https://niaskab.bps.go.id>



**PENJELASAN TEKNIS**

**TECHNICAL NOTES**

1. Sumber utama data kependudukan adalah sensus penduduk yang dilaksanakan setiap sepuluh tahun sekali. Sensus penduduk telah dilaksanakan sebanyak enam kali sejak Indonesia merdeka, yaitu tahun 1961, 1971, 1980, 1990, 2000, 2010 dan 2020. Di dalam sensus penduduk, pencacahan dilakukan terhadap seluruh penduduk yang berdomisili di wilayah teritorial Indonesia termasuk warga negara asing kecuali anggota korps diplomatik negara sahabat beserta keluarganya.
  2. Metode pengumpulan data dalam sensus dilakukan dengan wawancara antara petugas sensus dengan responden dan juga melalui e-census. Pencatatan penduduk menggunakan konsep usual residence, yaitu konsep di mana penduduk biasa bertempat tinggal. Bagi penduduk yang bertempat tinggal tetap dicacah di mana mereka biasa tinggal, sedangkan untuk penduduk yang tidak bertempat tinggal tetap dicacah di tempat di mana mereka ditemukan petugas sensus pada malam 'Hari Sensus'. Termasuk penduduk yang tidak bertempat tinggal tetap adalah tuna wisma, awak kapal berbendera Indonesia, penghuni perahu/rumah apung,
1. *The main source of demographic data is population census, which is conducted every ten years. Population Census has been conducted six times since Indonesia's independence: 1961, 1971, 1980, 1990, 2000, 2010 and 2020. The population census enumerates all residents who domicile in the entire territory of Indonesia including foreign citizens except the diplomatic corps members and their families.*
  2. *The method of data collection in a population census involves interviewing respondents and conducting e-census. Enumeration of the population uses the concept of "usual residence", which is the concept of "places where people usually live". De jure was applied to the permanent residents, while de facto was applied to non-permanent residents. The permanent residents were enumerated in place where they normally live, the non-permanent residents were enumerated where they were found by the enumerators, on the night of 'Census Date'. The non permanent residents include homeless people, ship crew, boat people, remote*



masyarakat terpencil / terasing dan pengungsi. Bagi mereka yang mempunyai tempat tinggal tetap dan sedang bepergian ke luar wilayah lebih dari enam bulan, tidak dicacah di tempat tinggalnya, tetapi dicacah di tempat tujuannya.

*area community, and internally displaced persons. Those who had permanent residence and had been travelling away from their home for six months or more were not enumerated in their permanent place, but in the place where they were during the census.*

3. Untuk tahun yang tidak dilaksanakan sensus penduduk, data kependudukan diperoleh dari hasil proyeksi penduduk. Proyeksi penduduk merupakan suatu perhitungan ilmiah yang didasarkan pada asumsi dari komponen-komponen perubahan penduduk, yaitu kelahiran, kematian, dan migrasi. Proyeksi penduduk Indonesia 2010–2035 menggunakan data dasar penduduk hasil SP2010.
4. Penduduk Indonesia adalah semua orang yang berdomisili di wilayah teritorial Indonesia selama 6 bulan atau lebih dan atau mereka yang berdomisili kurang dari 6 bulan tetapi bertujuan menetap.
5. Laju pertumbuhan penduduk adalah angka yang menunjukkan persentase penambahan penduduk dalam jangka waktu tertentu.
6. Kepadatan penduduk adalah rasio banyaknya penduduk per kilometer persegi.

3. *For the periods where the population census is not conducted, population projection is done to estimate population during those years. The population projection is an estimate based on the demographic components, such as birth, death, and migration. Indonesia's 2010–2035 population projection used the 2010 Population Census as the base population.*
4. *The population of Indonesia are all residents of the entire territory of Indonesia who have stayed for six months or longer, and those who intended to stay more than six months even though their length of stay is less than six months.*
5. *The growth rate of population is the number that show percentage of population growth within a specified period.*
6. *Population density is ratio of population per square kilometer.*

7. Rasio jenis kelamin adalah perbandingan antara penduduk laki-laki dan penduduk perempuan pada suatu wilayah dan waktu tertentu. Biasanya dinyatakan dengan banyaknya penduduk laki-laki untuk 100 penduduk perempuan.
  8. Distribusi penduduk adalah pola persebaran penduduk di suatu wilayah, baik berdasarkan batas-batas geografis maupun berdasarkan batas-batas administrasi pemerintahan.
  9. Komposisi penduduk adalah pola persebaran penduduk menurut karakteristiknya, contoh: penduduk menurut kelompok umur, penduduk menurut jenis kelamin.
  10. Rumah tangga adalah seseorang atau sekelompok orang yang mendiami sebagian atau seluruh bangunan fisik/sensus dan biasanya tinggal bersama serta pengelolaan makan dari satu dapur. Yang dimaksud makan dari satu dapur adalah jika pengurusan kebutuhan sehari-harinya dikelola bersama-sama menjadi satu.
  11. Anggota rumah tangga adalah semua orang yang biasanya bertempat tinggal di suatu rumah tangga, baik yang berada di rumah pada waktu pencacahan
7. *Gender ratio is the ratio of males population to females population in a given area and time, usually expressed as the number of males for every 100 females.*
  8. *Population distribution is the pattern of population distribution in an area, either by geographic boundaries or by government administrative boundaries.*
  9. *Population composition is the pattern of population distribution by its characteristics, example: population by age group, population by Gender.*
  10. *Household is an individual or group of people living in a physical/census building unit or part of it and usually commit on a common provision for food and other essentials of living. Common provision for food means one organising daily needs for all of household members.*
  11. *Household member are those who usually lives in a household regardless of their location at the time of enumeration.*

- maupun yang sementara tidak ada.
12. Rata-rata anggota rumah tangga adalah angka yang menunjukkan rata-rata jumlah anggota rumah tangga per rumah tangga.
  13. Istilah migrasi seumur hidup disebut bila provinsi tempat tinggal seseorang pada saat pencacahan berbeda dengan provinsi tempat lahirnya.
  14. Istilah migrasi risen disebut bila provinsi tempat tinggal seseorang pada saat pencacahan berbeda dengan provinsi tempat tinggalnya 5 tahun yang lalu.
  15. Penduduk usia kerja adalah penduduk yang berumur 15 tahun ke atas.
  16. Angkatan kerja adalah penduduk usia kerja (15 tahun ke atas) yang bekerja, punya pekerjaan namun sementara tidak bekerja, dan pengangguran.
  17. Bekerja adalah kegiatan ekonomi yang dilakukan oleh seseorang dengan maksud memperoleh atau membantu memperoleh pendapatan dan lamanya bekerja paling sedikit 1 jam secara terus menerus dalam seminggu yang lalu (termasuk pekerja keluarga tanpa upah yang membantu dalam suatu usaha ekonomi).
  12. *Average household size is the average number of household members per household.*
  13. *Lifetime migration terminology if someone's province of residence at the time of enumeration was different from his/her province of birthplace.*
  14. *Recent migration terminology if someone's province of residence at the time of enumeration was different from his/her province of residence 5 years ago.*
  15. *Working age population is persons of 15 years and over.*
  16. *Labor force or economically active are persons of 15 years and over, who in the previous week were working, temporarily absent from work but having jobs, and unemployment.*
  17. *Working is economic activity conducted by a person and intended to earn income by doing work or helping to do work at least one hour continuously during the reference week (including unpaid family worker/s for any economic activity).*

18. Jumlah jam kerja seluruhnya adalah jumlah jam kerja yang digunakan untuk bekerja (tidak termasuk jam kerja istirahat resmi dan jam kerja yang digunakan untuk hal-hal di luar pekerjaan).
19. Lapangan usaha adalah bidang kegiatan dari pekerjaan/tempat bekerja di mana seseorang bekerja. Klasifikasi lapangan usaha mengikuti Klasifikasi Baku Lapangan Usaha Indonesia (KBLI) dalam 1 digit.
20. Status pekerjaan adalah kedudukan seseorang dalam unit usaha/kegiatan dalam melakukan pekerjaan.
21. Berusaha sendiri tanpa dibantu orang lain adalah bekerja atau berusaha dengan menanggung risiko secara ekonomis, yaitu dengan tidak kembalinya ongkos produksi yang telah dikeluarkan dalam rangka usahanya tersebut, serta tidak menggunakan pekerja dibayar maupun pekerja tak dibayar, termasuk yang sifat pekerjaannya memerlukan teknologi atau keahlian khusus.
22. Berusaha dibantu buruh tidak tetap/buruh tidak dibayar adalah bekerja atau berusaha atas risiko sendiri, dan menggunakan buruh/pekerja tak dibayar dan atau buruh/pekerja tidak tetap.
18. *Total working hours is the total hours spent by an employee to perform all jobs (excluding the time used for other activities which are not classified as work).*
19. *Industry is field of a person's activity or establishment. The classification of industries follows the Indonesia Standard Industrial Classification (KBLI) in one digit.*
20. *Employment status is the status of a person at his place of work or establishment where he was employed.*
21. *Self-employed without the assistance of others is to work or try to bear the risk economically, that is by not returning the production costs incurred in the framework of the business, and not using paid or unpaid workers, including those whose jobs require technology or expertise special.*
22. *Employer assisted by temporary workers/unpaid worker is a person who works at his own risk and assisted by temporary worker/unpaid worker.*

23. Berusaha dibantu buruh tidak tetap/buruh tidak dibayar adalah bekerja atau berusaha atas risiko sendiri, dan menggunakan buruh/pekerja tak dibayar dan atau buruh/pekerja tidak tetap.
24. Berusaha dibantu buruh tetap/buruh dibayar adalah berusaha atas risiko sendiri dan mempekerjakan paling sedikit satu orang buruh/pekerja tetap yang dibayar.
25. Buruh/karyawan/pegawai adalah seseorang yang bekerja pada orang lain atau instansi/kantor/ perusahaan secara tetap dengan menerima upah/gaji baik berupa uang maupun barang. Buruh yang tidak mempunyai majikan tetap, tidak digolongkan sebagai buruh/karyawan, tetapi sebagai pekerja bebas. Seseorang dianggap memiliki majikan tetap jika memiliki 1 (satu) majikan (orang/rumah tangga) yang sama dalam sebulan terakhir, khusus pada sektor bangunan batasannya tiga bulan. Apabila majikannya instansi/lembaga, boleh lebih dari satu.
26. Pekerja bebas adalah seseorang yang bekerja pada orang lain/majikan/institusi yang tidak tetap (lebih dari 1 majikan dalam sebulan terakhir) di usaha pertanian baik berupa usaha rumah tangga maupun bukan
23. *Employer assisted by temporary workers/unpaid worker is a person who works at his own risk and assisted by temporary worker/unpaid worker.*
24. *Employer assisted by permanent workers/paid workers is a person who does his business at her/his own risk at least one assisted by paid permanent worker.*
25. *Employee is a person who work permanently for other people or institution/office/company and gains some money/cash or goods as wage/salary. Labor who have no permanent employer is not categorized as a laborer/ worker/ employee but casual worker. A laborers in general is considered to have a permanent employer if he has the same employer during the past month, particularly for building construction sector is 3 months. If the employer is an institution, more than 1 (one) employer is allowed.*
26. *Casual employee is a person who does not work permanently for other people/employer/ institution (more than 1 employer during the last 1 month) in agricultural sector, either home industry or not home industry, or in non-agricultural*

usaha rumah tangga, ataupun di nonpertanian atas dasar balas jasa dengan menerima upah atau imbalan baik berupa uang maupun barang, dan baik dengan sistem pembayaran harian maupun borongan.

*sector based on remuneration paid with money or goods, and based on daily or contact payment system.*

27. Pekerja tak dibayar adalah seseorang yang bekerja membantu usaha untuk memperoleh penghasilan/keuntungan yang dilakukan oleh salah seorang anggota rumah tangga atau bukan anggota rumah tangga tanpa mendapat upah/gajibaik berupa uang maupun barang.

27. *Unpaid worker is a person who intended to work without pay either with money or good, in an establishment run by other members of the family, relative or neighbour.*

<https://niaskab.bps.go.id>

**ULASAN****DESCRIPTION****Penduduk**

September 2020, Badan Pusat Statistik di seluruh Indonesia mengadakan kegiatan Sensus Penduduk 2020 (SP2020) yang merupakan sensus penduduk yang ke tujuh. Dari SP2020 yang dilakukan oleh BPS Kabupaten Nias, tercatat jumlah penduduk Kabupaten Nias sebesar 146 672 jiwa, penduduk laki-laki sebanyak 71.686 jiwa dan perempuan sebanyak 74.986 jiwa, dengan rasio sebesar 95,60 yang artinya terdapat 95 laki-laki per 100 perempuan.

Dari 10 kecamatan di Kabupaten Nias, kecamatan Idanogawo memiliki jumlah penduduk terbesar yaitu 26.967 atau sekitar 18,39 persen, selanjutnya kecamatan Bawolato sebesar 25.113 atau 17,12 persen dan kemudian kecamatan Gido sebesar 23.326 atau 15,90 persen. Sedangkan jumlah penduduk terkecil adalah kecamatan Somolo-molo sebesar 6.558 atau 4,47 persen.

Jika dilihat dari kelompok umur, jumlah penduduk paling banyak adalah kelompok Generasi Z (lahir tahun 1997-2012) sebanyak 53.342 jiwa, kemudian Generasi Milenial (1981-1996) sebanyak 37.589 jiwa, Post Generasi Z (2013 dst) sebanyak 21.435 dan Generasi X (1965-1980) sebanyak 21.299 selebihnya termasuk dalam kelompok Boomer (1946-1964)

**Population**

September 2020, the Central Statistics Agency throughout Indonesia held the 2020 Population Census (SP2020) which is the seventh population census. From SP2020 conducted by BPS Nias Regency, it was recorded that the population of Nias Regency was 146 672, male population was 71,686 people and female population was 74,986 people, with a ratio of 95.60 which means there are 95 men per 100 women.

Of the 10 sub-districts in Nias Regency, Idanogawo subdistrict has the largest population, namely 26,967 or around 18.39 percent, then Bawolato subdistrict with 25,113 or 17.12 percent and then Gido subdistrict with 23,326 or 15.90 percent. While the smallest population is Somolo-molo subdistrict at 6,558 or 4.47 percent.

When viewed from the age group, the largest population was Generation Z (born 1997-2012) with 53,342 people, then Millennial Generation (1981-1996) with 37,589 people, Post Generation Z (2013 etc.) with 21,435 people and Generation X (1965-1980) with the remaining 21,299 including 11,674 Boomers (1946-1964) and 1,333 people per km<sup>2</sup> in Pre Boomer (before 1945).

sebanyak 11.674 dan Pre Boomer (sebelum tahun 1945) sebanyak 1.333 jiwa per km<sup>2</sup>.

Kepadatan penduduk pada tahun 2019 sebesar 168 jiwa per km<sup>2</sup> meningkat menjadi 172 jiwa per km<sup>2</sup> pada tahun 2020. Laju pertumbuhan penduduk selama kurun waktu tahun 2010-2020 adalah 0,75 persen.

*The population density in 2019 was 168 people per km<sup>2</sup>, increasing to 172 people per km<sup>2</sup> in 2020. The population growth rate during the 2010-2020 period was 0.75 percent.*

### **Ketenagakerjaan**

Pada tahun 2020 angkatan kerja (bekerja) di Kabupaten Nias sebanyak 74.942 jiwa yang terdiri dari 37.642 laki-laki dan 37.300 perempuan. Jumlah yang bekerja 72.329 jiwa sedangkan pengangguran terbuka 2.613 jiwa. Bukan angkatan kerja sebanyak 17.397 jiwa terdiri dari penduduk yang bersekolah 4.278 jiwa, mengurus rumah tangga 7.509 jiwa dan lainnya 5.610 jiwa.

Menurut pendidikannya, jumlah angkatan kerja yang paling banyak adalah berpendidikan <SD yaitu 41.024 jiwa kemudian berpendidikan Sekolah Menengah Atas sebanyak 16.531 jiwa kemudian berpendidikan Sekolah Menengah Pertama sebanyak 11.697 jiwa sedangkan perguruan tinggi hanya 5.690 jiwa.

### **Employment**

*In 2020 the labor force (working) in Nias Regency was 74,942 people, consisting of 37,642 men and 37,300 women. The number of people who work is 72,329 people while the unemployed is open 2,613 people. Not a workforce of 17,397 people, consisting of people who attend school 4,278 people, take care of households 7,509 people and others 5,610 people.*

*According to their education, the largest number of the workforce is educated <SD, namely 41,024 people, then with Senior High School education as many as 16,531 people, then with Junior High School education as many as 11,697 people, while universities are only 5,690 people.*



Jumlah angkatan kerja yang bekerja menurut status pekerjaan utama yang paling banyak adalah pekerja keluarga tidak dibayar sebanyak 33.652 jiwa dan yang paling sedikit adalah berusaha dibantu buruh tetap dibayar sebanyak 132 jiwa.

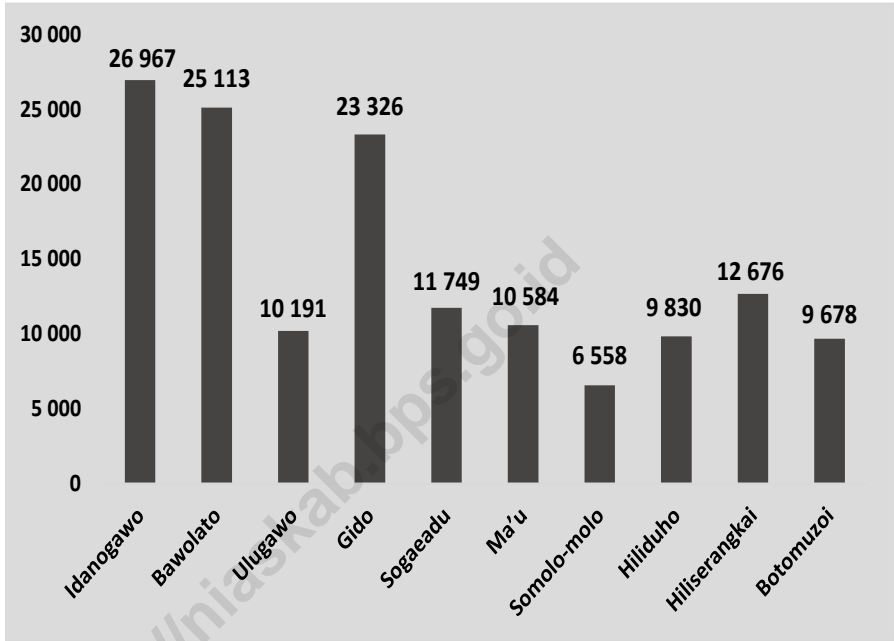
Bukan Angkatan Kerja sebanyak 17.397 jiwa. Yang paling banyak adalah mengurus rumah tangga sebanyak 7.509 jiwa kemudian bukan angkatan kerja lainnya sebanyak 5.610 jiwa dan yang bersekolah sebanyak 4.278.

*The number of labor force who work according to the main occupational status is the most unpaid family workers as many as 33,652 people and the lowest number of people is business assisted by regular paid workers as many as 132 people.*

*Not the Workforce of 17,397 people. The biggest number is taking care of households as many as 7,509 people, then not the other workforce as many as 5,610 people and those who attend school as many as 4,278.*

**Gambar** 3.1  
**Figures**

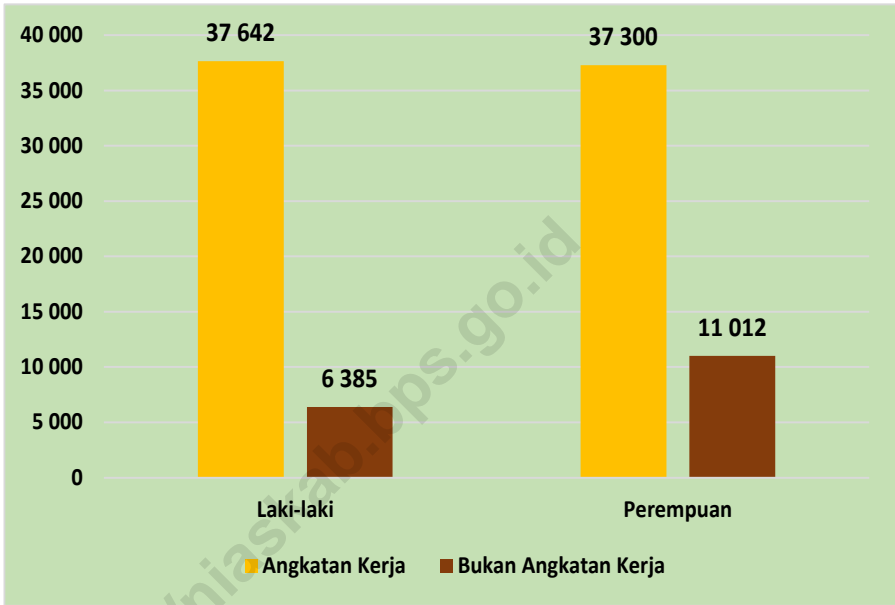
**Jumlah Penduduk Menurut Kecamatan di Kabupaten Nias, 2020**  
*Total of Population by Subdistrict in Nias Regency, 2020*



Sumber/Source: BPS, Sensus Penduduk (SP) 2020 / BPS - Statistics Indonesia, 2020 Population Census

**Gambar** 3.2  
**Figures**

**Jumlah Angkatan Kerja dan Bukan Angkatan Kerja Menurut Jenis Kelamin di Kabupaten Nias, 2020**  
*Number of Economically Active and Economically Inactive by Gender in Nias Regency, 2020*



Sumber/Source: BPS, Survei Angkatan Kerja Nasional (Sakernas) Agustus/BPS-Statistics Indonesia, August National Labor Force Survey

**3.1 PENDUDUK  
POPULATION**

**Tabel 3.1.1 Penduduk, Laju Pertumbuhan Penduduk per Tahun, Distribusi Persentase Penduduk, Kepadatan Penduduk, Rasio Jenis Kelamin Penduduk Menurut Kecamatan di Kabupaten Nias, 2020**  
*Population, Annual Population Growth Rate, Percentage Distribution of Population, Population Density, and Population Gender Ratio by Subdistrict in Nias Regency, 2020*

| Kecamatan<br>Subdistrict | Penduduk<br>Population | Laju Pertumbuhan Penduduk per<br>Tahun 2010–2020<br>Annual Population Growth Rate (%)<br>2010-2020 |
|--------------------------|------------------------|--|
| (1)                      | (2)                    | (3)  |
| Idanogawo                | 26 967                 | 0,61   |
| Bawolato                 | 25 113                 | 0,72   |
| Ulugawo                  | 10 191                 | 0,44   |
| Gido                     | 23 326                 | 1,11   |
| Sogaeadu                 | 11 749                 | 0,78   |
| Ma'u                     | 10 584                 | 1,13   |
| Somolo-molo              | 6 558                  | 0,60   |
| Hiliduho                 | 9 830                  | 0,72   |
| Hiliserangkai            | 12 676                 | 0,54   |
| Botomuzoi                | 9 678                  | 0,66   |
| <b>Nias</b>              | <b>146 672</b>         | <b>0,75</b>  |

Lanjutan Tabel/Continued Table 3.1.1

| Kecamatan<br>Subdistrict | Persentase Penduduk (%)<br>Percentage of Total Population | Kepadatan Penduduk per km <sup>2</sup><br>Population Density per sq.km |
|--------------------------|---|--|
| (1)                      | (7)   | (8)  |
| Idanogawo                | 18,39   | 194,48   |
| Bawolato                 | 17,12   | 122,83   |
| Ulugawo                  | 6,95  | 154,48   |
| Gido                     | 15,90   | 211,94   |
| Sogaeadu                 | 8,01  | 284,69   |
| Ma'u                     | 7,22  | 172,97   |
| Somolo-molo              | 4,47  | 146,22   |
| Hiliduho                 | 6,70  | 151,04   |
| Hiliserangkai            | 8,64  | 204,72   |
| Botomuzoi                | 6,60  | 161,35   |
| <b>Nias</b>              | <b>1 00</b>   | <b>171,86</b>  |

Lanjutan Tabel/*Continued Table* 3.1.1

| Kecamatan<br><i>Subdistrict</i> | Rasio Jenis Kelamin<br><i>Population Gender Ratio</i> |
|---------------------------------|---|
| (1)                             | (11)  |
| Idanogawo                       | 97,59   |
| Bawolato                        | 97,20   |
| Ulugawo                         | 96,78   |
| Gido                            | 98,57   |
| Sogaeadu                        | 98,09   |
| Ma'u                            | 88,36   |
| Somolo-molo                     | 91,20   |
| Hiliduho                        | 96,52   |
| Hiliserangkai                   | 91,34   |
| Botomuzoi                       | 90,89   |
| <b>Nias</b>                     | <b>95,60</b>  |

Sumber/*Source*: BPS, Sensus Penduduk (SP) 2020 / *BPS - Statistics Indonesia, 2020 Population Census*

**Tabel**  
**Table** 3.1.2**Banyaknya Penduduk Menurut Kecamatan dan Jenis Kelamin di Kabupaten Nias, 2020**  
**Total of Population by Subdistrict and Gender in Nias Regency, 2020**

| <b>Kecamatan<br/>Subdistrict</b> | <b>Laki-Laki<br/>Male</b> | <b>Perempuan<br/>Female</b> | <b>Jumlah<br/>Total</b> |
|----------------------------------|---------------------------|-----------------------------|-------------------------|
| (1)                              | (2)                       | (3)                         | (4)                     |
| Idanogawo                        | 13 319                    | 13 648                      | 26 967                  |
| Bawolato                         | 12 378                    | 12 735                      | 25 113                  |
| Ulugawo                          | 5 012                     | 5 179                       | 10 191                  |
| Gido                             | 11 579                    | 11 747                      | 23 326                  |
| Sogaeadu                         | 5 818                     | 5 931                       | 11 749                  |
| Ma'u                             | 4 965                     | 5 619                       | 10 584                  |
| Somolo-molo                      | 3 128                     | 3 430                       | 6 558                   |
| Hiliduho                         | 4 828                     | 5 002                       | 9 830                   |
| Hiliserangkai                    | 6 051                     | 6 625                       | 12 676                  |
| Botomuzoi                        | 4 608                     | 5 070                       | 9 678                   |
| <b>Nias</b>                      | <b>71 686</b>             | <b>74 986</b>               | <b>146 672</b>          |

Sumber/Source: BPS, Sensus Penduduk (SP) 2020 / BPS - Statistics Indonesia, 2020 Population Census

**Tabel**  
**Table** 3.1.3

**Banyaknya Penduduk Menurut Kelompok Umur dan Jenis Kelamin di Kabupaten Nias, 2020**  
**Total of Population by Age Group and Gender in Nias Regency, 2020**

| <b>Kelompok umur</b><br><i>Age Group</i> | <b>Laki-Laki</b><br><i>Male</i> | <b>Perempuan</b><br><i>Female</i> | <b>Jumlah</b><br><i>Total</i> |
|--|---------------------------------|-----------------------------------|-------------------------------|
| (1)                                      | (2)                             | (3)                               | (4)                           |
| 0-4                                      | 6 066                           | 5 716                             | 11 782                        |
| 5-9                                      | 8 397                           | 7 907                             | 16 304                        |
| 10-14                                    | 8 801                           | 8 479                             | 17 280                        |
| 15-19                                    | 8 560                           | 8 093                             | 16 653                        |
| 20-24                                    | 8 078                           | 7 537                             | 15 615                        |
| 25-29                                    | 6 138                           | 6 325                             | 12 463                        |
| 30-34                                    | 5 875                           | 6 539                             | 12 414                        |
| 35-39                                    | 4 712                           | 5 143                             | 9 855                         |
| 40-44                                    | 4 009                           | 4 817                             | 8 826                         |
| 45-49                                    | 3 112                           | 3 549                             | 6 661                         |
| 50-54                                    | 2 167                           | 2 702                             | 4 869                         |
| 55-59                                    | 1 795                           | 2 358                             | 4 153                         |
| 60-64                                    | 1 486                           | 2 155                             | 3 641                         |
| 65-69                                    | 1 138                           | 1 669                             | 2 807                         |
| 70-74                                    | 843                             | 1 173                             | 2 016                         |
| 75+                                      | 509                             | 824                               | 1 333                         |
| <b>Nias</b>                              | <b>71 686</b>                   | <b>74 986</b>                     | <b>146 672</b>                |

Sumber/Source: BPS, Sensus Penduduk (SP) 2020 / BPS - Statistics Indonesia, 2020 Population Census



**Tabel** 3.1.4 **Jumlah Akta Perkawinan yang Dikeluarkan Menurut Kecamatan di Kabupaten Nias, 2020**  
**Table** 3.1.4 **Number of the Marriage Certificate Issued by Subdistrict in Nias Regency, 2020**

| Kecamatan<br>Subdistrict | Akta Perkawinan<br>Marriage Certificate |
|--------------------------|---|
| (1)                      | (2)                                     |
| Idanogawo                | 368                                     |
| Bawolato                 | 470                                     |
| Ulugawo                  | 163                                     |
| Gido                     | 364                                     |
| Sogaeadu                 | 157                                     |
| Ma'u                     | 167                                     |
| Somolo-molo              | 90                                      |
| Hiliduho                 | 105                                     |
| Hiliserangkai            | 224                                     |
| Botomuzoi                | 106                                     |
| <b>Nias</b>              | <b>2 214</b>                            |

Sumber/Source: Dinas Kependudukan dan Pencatatan Sipil Kabupaten Nias / Department of Population and Civil Registry of Nias Regency

**Tabel**  
**Table** 3.1.5

**Jumlah Akta Kelahiran yang Dikeluarkan Menurut Bulan di Kabupaten Nias, 2020**  
**Number of Birth Certificate Issued by Mounth in Nias Regency, 2020**

| <b>Kecamatan</b><br><b>Subdistrict</b> | <b>Akta Kelahiran</b><br><b>Birth Certificate Issued</b> |
|--|--|
| (1)                                    | (2)  |
| Januari/January                        | 637  |
| Februari/February                      | 717  |
| Maret/March                            | 1 243  |
| April/April                            | 1 008  |
| Mei/May                                | 970  |
| Juni/June                              | 1 368  |
| Juli/July                              | 1 721  |
| Agustus/August                         | 1 255  |
| September/September                    | 1 724  |
| Oktober/October                        | 1 240  |
| November/November                      | 770  |
| Desember/December                      | 607  |
| <b>Nias</b>                            | <b>13 260</b>  |

Sumber/Source: Dinas Kependudukan dan Pencatatan Sipil Kabupaten Nias / Department of Population and Civil Registry of Nias Regency

**Tabel** 3.1.6 **Jumlah Akta Kematian yang Dikeluarkan Menurut Kecamatan di Kabupaten Nias, 2020**  
**Number of Death Outlined Certificate by Mounth in Nias Regency, 2020**

| Kecamatan<br>Subdistrict | Akta Kematian<br>Death Certificate Issued |
|--------------------------|---|
| (1)                      | (2)                                       |
| Idanogawo                | 231                                       |
| Bawolato                 | 220                                       |
| Ulugawo                  | 73  |
| Gido                     | 195                                       |
| Sogaeadu                 | 113                                       |
| Ma'u                     | 93  |
| Somolo-molo              | 48  |
| Hiliduho                 | 79  |
| Hiliserangkai            | 123                                       |
| Botomuzoi                | 67  |
| <b>Nias</b>              | <b>1 242</b>                              |

Sumber/Source: Dinas Kependudukan dan Pencatatan Sipil Kabupaten Nias / Department of Population and Civil Registry of Nias Regency

**3.2 KETENAGAKERJAAN  
EMPLOYMENT**

**Tabel 3.2.1** Jumlah Penduduk Berumur 15 Tahun Keatas Menurut Jenis Kegiatan Selama Seminggu yang Lalu dan Jenis Kelamin di Kabupaten Nias, 2020  
*Population Aged 15 Years and Over by Type of Activity During The Previous Week and Gender in Nias Regency, 2020*

| Kegiatan Utama<br><i>Main Activity</i>                      | Jenis Kelamin/Gender     |                            |                        |
|---|--------------------------|----------------------------|------------------------|
|   | Laki-Laki<br><i>Male</i> | Perempuan<br><i>Female</i> | Jumlah<br><i>Total</i> |
| (1)   | (2)                      | (3)                        | (4)                    |
| <b>Angkatan Kerja</b><br><i>Economically Active</i>         | <b>37 642</b>            | <b>37 300</b>              | <b>74 942</b>          |
| Bekerja/ <i>Working</i>                                     | 36 116                   | 36 213                     | 72 329                 |
| Pengangguran Terbuka<br><i>Unemployment</i>                 | 1 526                    | 1 087                      | 2 613                  |
| <b>Bukan Angkatan Kerja</b><br><i>Economically Inactive</i> | <b>6 385</b>             | <b>11 012</b>              | <b>17 397</b>          |
| Sekolah/ <i>Attending School</i>                            | 2 359                    | 1 919                      | 4 278                  |
| Mengurus Rumah Tangga<br><i>Housekeeping</i>                | 591                      | 6 918                      | 7 509                  |
| Lainnya/ <i>Others</i>                                      | 3 435                    | 2 175                      | 5 610                  |
| <b>Jumlah/Total</b>   | <b>44 027</b>            | <b>48 312</b>              | <b>92 339</b>          |

Sumber/Source: BPS, Survei Angkatan Kerja Nasional (Sakernas) Agustus/BPS-Statistics Indonesia, August National Labor Force Survey

**Tabel**  
**Table** 3.2.2

**Penduduk Berumur 15 Tahun ke Atas Menurut Pendidikan Tertinggi yang Ditamatkan dan Jenis Kegiatan Selama Seminggu yang Lalu di Kabupaten Nias, 2020**  
*Population 15 Years of Age and Over by Educational Attainment and Type of Activity During the Previous Week in Nias Regency, 2020*

| Pendidikan Tertinggi yang Ditamatkan <sup>1</sup><br><i>Educational Attainment<sup>1</sup></i> | Angkatan Kerja/Economically Active |  |  | Persentase Bekerja terhadap Angkatan Kerja<br><i>Percentage of Working to Economically Active</i> |
|--|------------------------------------|--|--|---|
|  | Bekerja<br><i>Working</i>          | Pengangguran <sup>2</sup><br><i>Unemployment<sup>2</sup></i> | Jumlah Angkatan Kerja<br><i>Total of Economically Active</i> |   |
| (1)  | (2)                                | (3)  | (4)  | (5)   |
| 0  | 40 666                             | 358  | 41 024   | 99,13   |
| 1  | 11 675                             | 22   | 11 697   | 99,81   |
| 2  | 14 931                             | 1 600  | 16 531   | 90,32   |
| 3  | 5 057                              | 633  | 5 690  | 88,88   |
| <b>Jumlah/Total</b>  | <b>72 329</b>                      | <b>2 613</b>   | <b>74 942</b>  | <b>96,51</b>  |

Lanjutan Tabel/*Continued Table 3.2.2*

| <b>Pendidikan Tertinggi yang Ditamatkan <sup>1</sup><br/><i>Educational Attainment <sup>1</sup></i></b> | <b>Bukan Angkatan Kerja<br/><i>Not Economically Active</i></b> | <b>Jumlah Total</b> | <b>Persentase Angkatan Kerja terhadap Penduduk Usia Kerja<br/><i>Percentage of Economically Active to Working Age Population</i></b> |
|---|--|---------------------|--|
| (1)   | (6)  | (7)                 | (8)  |
| 0   | 9 951  | 50 975              | 80,48  |
| 1   | 3 653  | 15 350              | 76,20  |
| 2   | 3 282  | 19 813              | 83,44  |
| 3   | 511  | 6 201               | 91,76  |
| <b>Jumlah/Total</b>   | <b>17 397</b>  | <b>92 339</b>       | <b>81,16</b>   |

Catatan/Note: <sup>1</sup> 0. ≤ Sekolah Dasar (SD)/≤ *Primary School*  
 1. Sekolah Menengah Pertama/*Junior High School*  
 2. Sekolah Menengah Atas/*Senior High School*  
 3. Perguruan Tinggi/*Collage*  
<sup>2</sup> 1. Mencari pekerjaan/*Looking for work*  
 2. Mempersiapkan usaha/*Establishing a new business/firm*  
 3. Merasa tidak mungkin mendapat pekerjaan/*Hopeless of job*  
 4. Sudah punya pekerjaan tetapi belum mulai bekerja/*Have a job in future start*  
 Sumber/Source: BPS, Survei Angkatan Kerja Nasional (Sakernas) Agustus/BPS-Statistics Indonesia, August National Labor Force Survey

**Tabel**  
**Table** 3.2.3

**Penduduk Berumur 15 Tahun Ke Atas yang Bekerja Selama Seminggu yang Lalu Menurut Status Pekerjaan Utama dan Jenis Kelamin di Kabupaten Nias, 2020**  
**Population 15 Years of Age and Over who Worked During The Previous Week by Main Employment Status and Gender in Nias Regency, 2020**

| <b>Status Pekerjaan Utama</b><br><b>Main Employment Status</b>   | <b>Laki-Laki</b><br><b>Male</b> | <b>Perempuan</b><br><b>Female</b> | <b>Jumlah</b><br><b>Total</b> |
|--|---------------------------------|-----------------------------------|-------------------------------|
| (1)  | (2)                             | (3)                               | (4)                           |
| Berusaha sendiri<br><i>Own account worker</i>  | 2 483                           | 2 430                             | 4 913                         |
| Berusaha dibantu buruh tidak tetap/buruh tidak dibayar<br><i>Employer assisted by temporary worker/unpaid worker</i> | 16 660                          | 7 946                             | 24 606                        |
| Berusaha dibantu buruh tetap/buruh dibayar<br><i>Employer assisted by permanent worker/paid worker</i>               | 61                              | 71                                | 132                           |
| Buruh/Karyawan/Pegawai/ <i>Employee</i>  | 5 658                           | 2 348                             | 8 006                         |
| Pekerja bebas<br><i>Casual worker</i>  | 791                             | 229                               | 1 020                         |
| Pekerja keluarga/tak dibayar<br><i>Family worker/unpaid worker</i>   | 10 463                          | 23 189                            | 33 652                        |
| <b>Jumlah/Total</b>  | <b>36 116</b>                   | <b>36 213</b>                     | <b>72 329</b>                 |

Sumber/Source: BPS, Survei Angkatan Kerja Nasional (Sakernas) Agustus/BPS-Statistics Indonesia, August National Labor Force Survey

**Tabel**  
**Table** 3.2.4

**Jumlah Pencari Kerja Menurut Tingkat Pendidikan yang Ditamatkan di Kabupaten Nias, 2020**  
*Number of Work Seeker by Education Finished in Nias Regency, 2020*

| <b>Tingkat Pendidikan</b><br><i>Education Level</i>                    | <b>2020</b> |
|--|-------------|
| (1)  | (2)         |
| Tidak/Belum Pernah Sekolah<br><i>No Schooling</i>                      | -           |
| Tidak/Belum Tamat SD<br><i>Not Yet Completed Primary School</i>        | -           |
| Sekolah Dasar<br><i>Primary School</i>                                 | -           |
| Sekolah Menengah Pertama<br><i>Junior High School</i>                  | 1           |
| Sekolah Menengah Atas<br><i>Senior High School</i>                     | 41          |
| Sekolah Menengah Atas Kejuruan<br><i>Vacational Senior High School</i> | 30          |
| Diploma I/II/III/Akademi<br><i>Diploma I/II/III/Academy</i>            | 9           |
| <b>Jumlah/Total</b>  | <b>81</b>   |

Sumber/Source: Dinas Ketenagakerjaan dan Koperasi Kabupaten Nias/ Department Manpower and Cooperatives of Nias Regency







**SOSIAL DAN KESEJAHTERAAN RAKYAT**  
***SOCIAL AND WELFARE***

**BAB**  
*Chapter*

**04**

<https://niaskab.bps.go.id>



**PENJELASAN TEKNIS****TECHNICAL NOTES**

- |  |  |
|--|--|
| <p>1. Jalur Pendidikan di Indonesia terdiri atas 1) pendidikan formal, 2) pendidikan nonformal, dan 3) pendidikan informal yang ketiganya dapat saling melengkapi dan memperkaya (Undang-Undang No. 20 Tahun 2013 tentang Sistem Pendidikan Nasional).</p>   | <p>1. <i>The Education System in Indonesia consists of 1) a formal education, 2) non-formal education, and 3) informal education that all three can be complementary and enriching (Law No. 20 Year 2013 about The National Education System).</i></p>                                     |
| <p>2. Tidak/belum pernah sekolah adalah mereka yang tidak pernah atau belum pernah terdaftar dan tidak pernah atau belum pernah aktif mengikuti pendidikan di suatu jenjang pendidikan formal. Termasuk juga yang tamat/belum tamat taman kanak-kanak tetapi tidak melanjutkan ke sekolah dasar.</p> | <p>2. <i>No/never attended school are those who have never or have never been registered and never or have never been actively attending a formal education level. This includes those who have graduated / have not finished kindergarten but did not continue to primary school.</i></p> |
| <p>3. Masih bersekolah adalah mereka yang terdaftar dan aktif mengikuti pendidikan formal dan nonformal (Paket A, B, atau C), baik pendidikan dasar, menengah maupun pendidikan tinggi. Bagi mahasiswa yang sedang cuti dianggap masih bersekolah.</p>   | <p>3. <i>Still in school are those who are registered and actively participating in formal and non-formal education (Package A, B, or C), both primary, secondary and higher education. Students who are on leave are considered still in school.</i></p>                                  |
| <p>4. Tidak bersekolah lagi adalah mereka yang pernah terdaftar dan aktif mengikuti pendidikan di suatu jenjang pendidikan formal dan nonformal (Paket A, B, atau C), tetapi pada saat pencacahan tidak lagi terdaftar dan tidak aktif mengikuti pendidikan.</p>                                     | <p>4. <i>No longer attending school are those who have been registered and actively attended a formal and non-formal education level (Package A, B, or C), but at the time of enumeration they were no longer registered and were not actively participating in education.</i></p>         |

5. Tamat sekolah adalah menyelesaikan pelajaran yang ditandai dengan lulus ujian akhir pada kelas atau tingkat terakhir suatu jenjang pendidikan di sekolah negeri maupun swasta dengan mendapatkan tanda tamat belajar/ijazah. Seseorang yang belum mengikuti pelajaran pada kelas tertinggi tetapi telah mengikuti ujian akhir dan lulus dianggap tamat sekolah.
  6. Jenjang Pendidikan Formal terdiri atas pendidikan dasar, pendidikan menengah, dan pendidikan tinggi. Jenis pendidikan yang diajarkan mencakup pendidikan umum, kejuruan, akademik, profesi, vokasi, keagamaan, dan khusus.
    - a) Pendidikan Dasar berbentuk Sekolah Dasar (SD) dan Madrasah Ibtidaiyah (MI) atau bentuk lain yang sederajat serta Sekolah Menengah Pertama (SMP) dan Madrasah Tsanawiyah (MTs), atau bentuk lain yang sederajat.
    - b) Pendidikan Menengah berbentuk Sekolah Menengah Atas (SMA), Madrasah Aliyah (MA), Sekolah Menengah Kejuruan (SMK), dan Madrasah Aliyah Kejuruan (MAK), atau bentuk lain yang sederajat.
    - c) Pendidikan Tinggi merupakan jenjang pendidikan setelah pendidikan menengah yang mencakup program pendidikan diploma, sarjana, magister, spesialis, dan doktor yang diselenggarakan oleh perguruan
5. *Completion of school is completing a lesson marked by passing the final exam in the class or the last level of an education level in a public or private school by obtaining a graduation mark / diploma. A person who has not attended lessons in the highest class but has taken the final exams and passed is considered to have graduated from school.*
  6. *The Formal Education Level consists of primary education, secondary education, and high education. The kind of education that taught consists of general education, vocational, academic, professional, religious, and specific education. a) The Primary Education consists of Elementary School and Islamic Elementary School or other equivalent forms and Junior High School and MTs, or other equivalent forms. b) The Secondary Education consists of the senior high school, MA, Vocational School, and Vocational Madrasah Aliyah, or other equivalent forms. c) The High Education consists of the education level after the secondary education that consists of diplomas, bachelor, master, specialist, and doctoral degrees that are held by the college. The colleges can be academy, polytechnic, high school, institute, or university.*

- tinggi. Perguruan tinggi dapat berbentuk akademi, politeknik, sekolah tinggi, institut, atau universitas.
7. Rumah Sakit adalah tempat pemeriksaan dan perawatan kesehatan, biasanya berada di bawah pengawasan dokter/tenaga medis, yang melayani penderita yang sakit untuk berobat rawat jalan atau rawat inap.
  8. Rumah Sakit Bersalin adalah rumah sakit khusus untuk persalinan, dilengkapi pelayanan spesialis pemeriksaan kehamilan, persalinan, rawat inap dan rawat jalan ibu dan anak yang berada di bawah pengawasan dokter spesialis kandungan.
  9. Rumah Bersalin adalah sarana pelayanan kesehatan dengan izin sebagai rumah bersalin, dilengkapi pelayanan pemeriksaan kehamilan, persalinan serta pemeriksaan ibu dan anak yang berada di bawah pengawasan bidan senior.
  10. Poliklinik adalah sarana kesehatan yang dipakai untuk pelayanan berobat jalan, biasanya berada di bawah pengawasan dokter/tenaga medis.
  11. Puskesmas (Pusat Kesehatan Masyarakat) adalah unit pelaksana
7. *Hospital is a place for health check, usually controlled/supervised by doctors/medical personnel to serve the ill patients to get outpatient or inpatient treatment services.*
  8. *Maternity Hospital is Hospital is a place for health check, usually controlled/supervised by doctors/medical personnel to serve the ill patients to get outpatient or inpatient treatment services.*
  9. *Maternity House is health care facility with a license as a maternity house, equipped with prenatal care, childbirth and examination of mothers and children which is under the supervision of a senior midwife.*
  10. *Polyclinic is a health facility in which to get outpatient services, usually under the control of doctor/medical personnel.*
  11. *Public Health Center is technical implementation unit of regency health department that have the primary function as a first-level health care providers. The working area standard of public health center is one Subdistrict and to reach their working areas, public health centers have a service network covering subsidiary of public health center, mobile public health center units, and midwife units (Regulation of the Minister of Health of Indonesia Number*

teknis di naskah kesehatan kabupaten/kota kesehatan kabupaten/kota yang mempunyai fungsi utama sebagai penyelenggara pelayanan kesehatan tingkat pertama. Wilayah kerja puskesmas maksimal adalah satu kecamatan dan untuk dapat menjangkau wilayah kerjanya, puskesmas mempunyai jaringan pelayanan yang meliputi unit Puskesmas Pembantu (Pustu), unit Puskesmas Keliling (Puskel), dan unit bidan desa/komunitas (Peraturan Menteri Kesehatan RI No. 75 Tahun 2014 Tentang Pusat Kesehatan Masyarakat).

12. Apotek adalah suatu tempat tertentu yang digunakan untuk melakukan pekerjaan kefarmasian, dan penyaluran/penjualan obat atau bahan farmasi dan perbekalan kesehatan lainnya kepada masyarakat yang dikelola oleh tenaga apoteker (Peraturan Menteri Kesehatan RI No. 1332 Tahun 2002 Tentang Perubahan Atas Peraturan Menteri Kesehatan RI No. 922/MENKES/PER/X/1993 Tentang Ketentuan dan Tata Cara Pemberian Izin Apotek).
13. Bencana Alam adalah peristiwa atau serangkaian peristiwa yang mengancam dan mengganggu kehidupan/penghidupan masyarakat yang disebabkan oleh faktor alam antara lain berupa gempa bumi, tsunami, gunung

75 Year 2014 about Public Health Center).

12. *Pharmacy is a specific place that is used for pharmaceutical jobs, and distribution/sale of drugs/ pharmaceuticals and other medical supplies to people that are administered by trained pharmacist (Regulation of the Minister of Health of Indonesia Number 1332 Year 2002 about the Changes of Regulation of the Minister of Health of Indonesia Number 922/MENKES/PER/X/1993 about Pro-vision and Procedures for Administration of Licensed Pharmacies).*
13. *Natural Disaster is an event or series of events that threaten and disrupt the lives and livelihoods caused by natural factors such as: earthquake, tsunami, volcanic eruption, flood, flash flood, drought, typhoon/cyclone, and landslide so it can lead to result in loss of material and non-material.*

- meletus, banjir, kekeringan, dan angin topan, dan tanah longsor sehingga mengakibatkan kerugian materi maupun non-materi.
14. Untuk mengukur kemiskinan, BPS menggunakan konsep kemampuan memenuhi kebutuhan dasar (basic needs approach). Dengan pendekatan ini, kemiskinan dipandang sebagai ketidakmampuan dari sisi ekonomi untuk memenuhi kebutuhan dasar makanan dan bukan makanan yang diukur dari sisi pengeluaran. Metode yang digunakan adalah menghitung Garis Kemiskinan (GK), yang terdiri dari dua komponen yaitu Garis Kemiskinan Makanan (GKM) dan Garis Kemiskinan Non-Makanan (GKNM). Penghitungan Garis Kemiskinan dilakukan secara terpisah untuk daerah perkotaan dan perdesaan.
  15. Penduduk miskin adalah penduduk yang memiliki rata-rata pengeluaran per kapita per bulan di bawah Garis Kemiskinan.
  16. Garis Kemiskinan Makanan (GKM) merupakan nilai pengeluaran kebutuhan minimum makanan yang disetarakan dengan 2.100 kkalori per kapita per hari. Garis Kemiskinan Non-Makanan (GKNM) adalah kebutuhan minimum untuk perumahan,
  14. *To measure poverty, BPS-Statistics Indonesia has used the concept of basic needs approach. Therefore, poverty is viewed as economic inability to fulfill food and non-food basic needs which are measured by consumption/expenditure. The method used is calculating poverty line, which consists of two components that are Food Poverty Line (FPL) and Non-Food Poverty Line (NFPL). The poverty line was calculated separately for urban and rural areas.*
  15. *A person whose expenditure per capita per month is below the poverty line is considered to be poor.*
  16. *The Food Poverty Line refers to the daily minimum requirement of 2,100 kcal per capita per day. The Non-Food Poverty Line refers to the minimum requirement for household necessities for clothing, education, health, and other basic individual needs.*
  17. *Poverty Measures : a) Head Count Index (HCI-P0) simply measures the percentage of the population that is counted as poor, often denoted by P0. b) Poverty Gap Index-P1 measures the extent to which individuals fall below the poverty line (the poverty gaps) as a proportion of the poverty line. Higher value of the index shows that the gap between average*



sandang, pendidikan, kesehatan, dan kebutuhan dasar lainnya.

17. Ukuran Kemiskinan : a) Head Count Index (HCI-P0) adalah persentase penduduk miskin yang berada di bawah Garis Kemiskinan (GK). b) Indeks Kedalaman Kemiskinan (Poverty Gap Index-P1) merupakan ukuran rata-rata kesenjangan pengeluaran masing-masing penduduk miskin terhadap garis kemiskinan. Semakin tinggi nilai indeks, semakin jauh rata-rata pengeluaran penduduk dari garis kemiskinan. c) Indeks Keparahan Kemiskinan (Poverty Severity Index-P2) memberikan gambaran mengenai penyebaran pengeluaran di antara penduduk miskin. Semakin tinggi nilai indeks, semakin tinggi ketimpangan pengeluaran di antara penduduk miskin.

*expenditure of the poor and the poverty line is wider. c) Poverty Severity Index-P2 describes inequality among the poor. This is simply a weighted sum of poverty gaps (as a proportion of the poverty line), where the weights are the proportionate poverty gaps themselves. Hence, by squaring the poverty gap index, the measure implicitly puts more weight on observations that fall well below the poverty line. Higher value of the index shows that inequality among the poor is higher.*

**ULASAN****DESCRIPTION****Pendidikan**

Peningkatan kualitas dan partisipasi sekolah tentunya diimbangi dengan penyediaan sarana fisik pendidikan maupun tenaga guru yang memadai. Tahun Ajaran 2020/2021 untuk tingkat pendidikan dasar (SD) baik negeri dan swasta, jumlah sekolah sebanyak 162 unit, guru 1.883 orang dan murid 22.440 orang dengan rasio murid terhadap guru sebesar 12. Sekolah Menengah Pertama (SMP) ada sebanyak 52 unit, guru 842 orang dan siswa sebanyak 10.938 orang dengan rasio murid terhadap guru sebesar 13. Sedangkan untuk tingkat Sekolah Menengah Atas (SMA) jumlah sekolah sebanyak 11 unit, guru sebanyak 250 orang dan jumlah siswa sebanyak 4.193 orang dengan rasio murid terhadap guru sebesar 17 dan untuk Sekolah Menengah Kejuruan (SMK) jumlah sekolah sebanyak 16 unit, guru sebanyak 332 orang dan jumlah siswa sebanyak 3.988 orang dengan rasio murid terhadap guru sebesar 12.

Selain dari itu di Kabupaten Nias juga terdapat 2 Perguruan Tinggi yaitu STIE dan IKIP. Adapun Jumlah Mahasiswa STIE sebanyak 1.924 orang dan dosen sebanyak 35 orang sedangkan mahasiswa IKIP berjumlah 1.816 orang dan dosen 70 orang.

**Education**

*Increasing the quality and participation of schools will of course be balanced with the provision of physical educational facilities and adequate teaching staff. Academic Year 2020/2021 for both public and private primary education levels, the number of schools is 162 units, 1,883 teachers and 22,440 students with a student to teacher ratio of 12. Junior high schools (SMP) are 52 units, teachers 842 people and 10,938 students with a student to teacher ratio of 13. Whereas for Senior High School (SMA) the number of schools is 11 units, teachers are 250 people and the number of students is 4,193 people with a student to teacher ratio of 17 and for schools There are 16 vocational secondary schools (SMK), 332 teachers and 3,988 students with a student to teacher ratio of 12.*

*Apart from that, in Nias Regency there are also 2 universities, namely STIE and IKIP. The number of STIE students is 1,924 people and lecturers are 35 people, while IKIP students are 1,816 people and lecturers are 70 people.*

## Kesehatan

Sarana kesehatan sangat diperlukan oleh masyarakat banyak untuk menunjang perbaikan kualitas hidup. Peningkatan sarana dan prasarana maupun pelayanan kesehatan kepada masyarakat terus diupayakan oleh pemerintah Kabupaten Nias. Di Kabupaten Nias terdapat fasilitas kesehatan berupa Puskesmas rawat inap maupun tanpa rawat inap sebanyak 12 unit yang tersebar di beberapa kecamatan. Selain Puskesmas, terdapat juga Puskesmas Pembantu sebanyak 29 unit, Klinik Kesehatan 1 unit, Posyandu 78 unit dan Poskesdes 48 unit.

Tenaga medis yang ada di Kabupaten Nias, Dokter sebanyak 52 orang, perawat 400 orang, bidan 354, farmasi 49 orang sedangkan tenaga non medis terdiri dari Ahli Gizi sebanyak 24 orang, Teknisi Medis 32 orang, Sanitasi 9 orang, dan Kesehatan Masyarakat 37 orang.

Selain tenaga medis, juga terdapat petugas sarana pelayanan KB yaitu PPLKB sebanyak 4 orang, PLKB 24 orang, PPKBD 170 orang. Pada tahun 2020 jumlah PUS di Kabupaten Nias 23.840, dimana diantaranya terdapat 16.036 PUS menggunakan Akseptor Aktif dan 1.984 menggunakan Akseptor baru.

## Health

*Public health facilities are very much needed to support the improvement of the quality of life. The Nias District government continues to strive to improve facilities and infrastructure as well as health services to the community. In Nias Regency, there are 12 health facilities in the form of inpatient and non-hospitalized Puskesmas, which are spread across several sub-districts. Apart from the Puskesmas, there are also 29 auxiliary Puskesmas, 1 unit of Health Clinic, 78 Posyandu units and 48 Poskesdes units.*

*There are 52 medical staff in Nias Regency, 52 doctors, 400 nurses, 354 midwives, 49 pharmacies, while 24 non-medical personnel consist of Nutritionists, 32 Medical Technicians, 9 Sanitation, and 37 Public Health.*

*Apart from medical personnel, there are also family planning service facility officers, namely 4 PPLKB, 24 PLKB, 170 PPKBD. In 2020 the number of EFA in Nias Regency was 23,840, of which 16,036 PUS used active acceptors and 1,984 used new acceptors.*

## Agama

Kerukunan hidup umat beragama perlu dijaga, dan senantiasa dikembangkan, ditingkatkan untuk membina kehidupan masyarakat dan mengatasi masalah sosial budaya yang dapat menghambat kemajuan bangsa.

Di Kabupaten Nias terdapat 10 unit masjid dan mushola, 520 unit gereja protestan dan 74 katolik sedangkan untuk pura dan vihara tidak ada di Kabupaten Nias. Keseluruhan unit gereja tersebar di seluruh kecamatan, sedangkan unit masjid hanya terpusat pada kecamatan yang terdapat penduduk yang menganut agama islam yaitu kecamatan Idanogawo, Bawolato, Gido, Sogaeadu dan Botomuzoi.

Untuk menangani masalah sosial kemasyarakatan, di Kabupaten Nias terdapat 2 panti asuhan dengan jumlah penghuni 94 orang dan organisasi bantuan kemanusiaan 4 unit dengan anggota 170 orang. Jumlah penyandang masalah kesejahteraan sosial terdapat 286 orang baik itu anak terlantar, anak jalanan, anak nakal, balita terlantar dan wanita rawan tindak kekerasan.

## Religion

*The harmony of life for religious people needs to be maintained, and continuously developed, enhanced to foster community life and overcome socio-cultural problems that can hinder the progress of the nation.*

*In Nias Regency there are 10 units of mosques and prayer rooms, 520 units of protestant churches and 74 Catholics, while there are no temples and monasteries in Nias Regency. The entire church units are spread across all subdistricts, while the mosque units are only concentrated in subdistricts where the population adheres to Islam, namely the subdistricts of Idanogawo, Bawolato, Gido, Sogaeadu and Botomuzoi.*

*To deal with social problems, in Nias Regency there are 2 orphanages with 94 residents and 4 humanitarian aid organizations with 170 members. There are 286 people with social welfare problems, including neglected children, street children, naughty children, neglected toddlers and women prone to violence.*

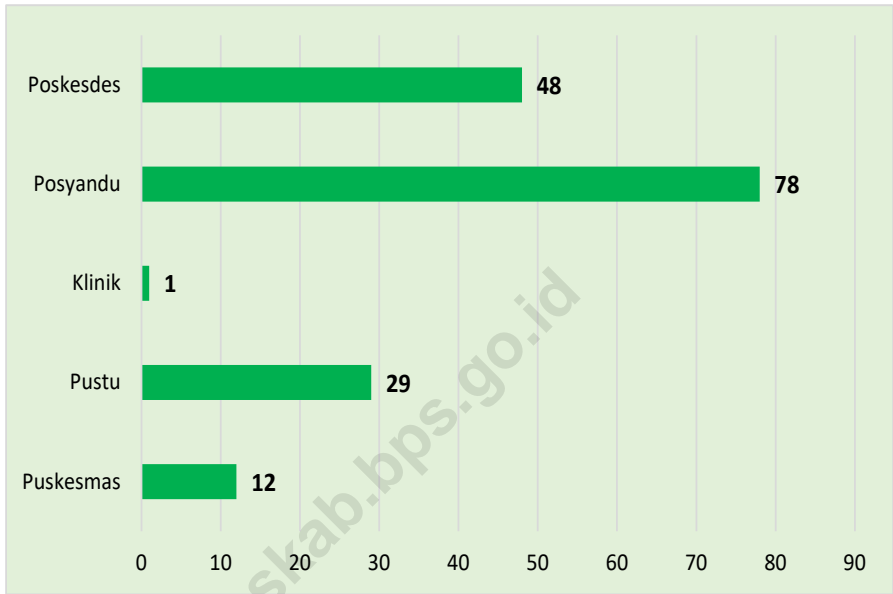
### **Kemiskinan**

Jumlah penduduk miskin di Kabupaten Nias pada tahun 2020 mengalami peningkatan. Tahun 2019 jumlah penduduk miskin 22,10 ribu jiwa dengan persentase sebesar 15,94 meningkat menjadi 23,10 ribu jiwa dengan persentase sebesar 16,60 persen pada tahun 2020.

### **Poverty**

*The number of poor people in Nias Regency in 2020 has increased. In 2019 the number of poor people was 22.10 thousand people with a percentage of 15.94, increasing to 23.10 thousand people with a percentage of 16.60 percent in 2020.*

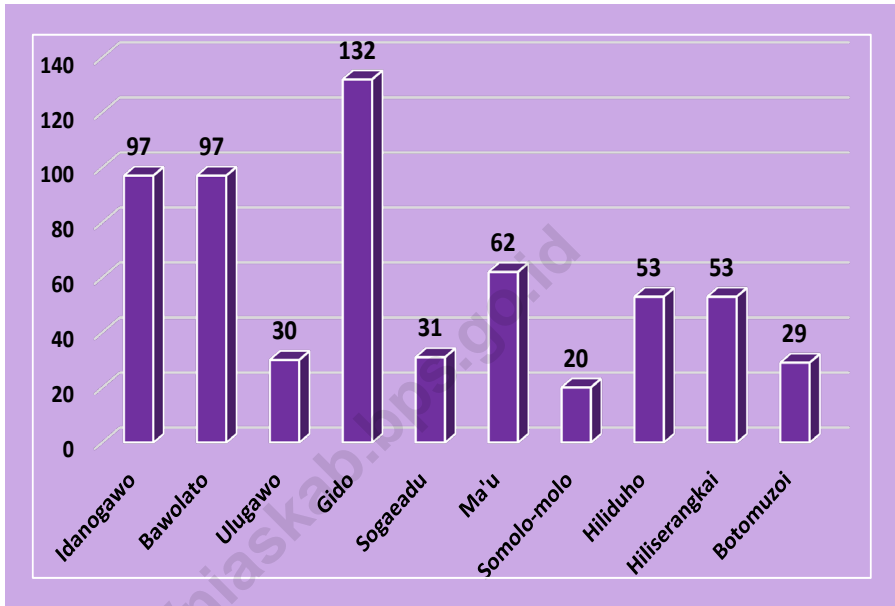
<https://niaskab.bps.go.id>

**Gambar** 4.1  
**Figures****Jumlah Fasilitas Kesehatan di Kabupaten Nias, 2020**  
**Number of Medical Facilities in Nias Regency, 2020**

Sumber/Source: Dinas Kesehatan Kabupaten Nias / Health Office of Nias Regency

**Gambar** 4.2  
**Figures**

**Jumlah Tempat Peribadatan Menurut Kecamatan di Kabupaten Nias, 2020**  
*Number of Places of Worship by Subdistrict in Nias Regency, 2020*



Sumber/Source: Kementerian Agama Kabupaten Nias / Ministry of Religious Affairs in Nias Regency

#### 4.1 PENDIDIKAN EDUCATION

**Tabel**  
**Table** 4.1.1

**Jumlah Sekolah, Guru, dan Murid Taman Kanak-Kanak (TK) di Bawah Kementerian Pendidikan dan Kebudayaan Menurut Kecamatan di Kabupaten Nias, 2019/2020 dan 2020/2021**  
*Number of Schools, Teachers, and Pupils in Kindergarten Under The Ministry of Education and Culture by Subdistrict in Nias Regency, 2019/2020 and 2020/2021*

| Kecamatan<br>Subdistrict | Sekolah/Schools |           |                |           |              |           |
|--------------------------|-----------------|-----------|----------------|-----------|--------------|-----------|
|                          | Negeri/Public   |           | Swasta/Private |           | Jumlah/Total |           |
|                          | 2019/2020       | 2020/2021 | 2019/2020      | 2020/2021 | 2019/2020    | 2020/2021 |
| (1)                      | (2)             | (3)       | (4)            | (5)       | (6)          | (7)       |
| Idanogawo                | 1               | 1         | 4              | 4         | 5            | 5         |
| Bawolato                 | -               | -         | 2              | 2         | 2            | 2         |
| Ulugawo                  | -               | -         | -              | -         | -            | -         |
| Gido                     | -               | -         | 5              | 4         | 5            | 4         |
| Sogaeadu                 | -               | -         | -              | -         | -            | -         |
| Ma'u                     | -               | -         | -              | -         | -            | -         |
| Somolo-molo              | -               | -         | -              | -         | -            | -         |
| Hiliduhu                 | -               | -         | 1              | -         | 1            | -         |
| Hiliserangkai            | 1               | 1         | -              | -         | 1            | 1         |
| Botomuzoi                | -               | -         | -              | -         | -            | -         |
| <b>Nias</b>              | <b>2</b>        | <b>2</b>  | <b>12</b>      | <b>10</b> | <b>14</b>    | <b>12</b> |



Lanjutan Tabel/Continued Table 4.1.1

| Kecamatan<br>Subdistrict | Guru <sup>1</sup> /Teachers <sup>1</sup> |           |                |           |              |           |
|--------------------------|--|-----------|----------------|-----------|--------------|-----------|
|                          | Negeri/Public                            |           | Swasta/Private |           | Jumlah/Total |           |
|                          | 2019/2020                                | 2020/2021 | 2019/2020      | 2020/2021 | 2019/2020    | 2020/2021 |
| (1)                      | (8)                                      | (9)       | (10)           | (11)      | (12)         | (13)      |
| Idanogawo                | 2  | 4         | 15             | 15        | 17           | 19        |
| Bawolato                 | -  | -         | 5              | 5         | 5            | 5         |
| Ulugawo                  | -  | -         | -              | -         | -            | -         |
| Gido                     | -  | -         | 20             | 13        | 20           | 13        |
| Sogaeadu                 | -  | -         | -              | -         | -            | -         |
| Ma'u                     | -  | -         | -              | -         | -            | -         |
| Somolo-molo              | -  | -         | -              | -         | -            | -         |
| Hiliduho                 | -  | -         | 2              | -         | 2            | -         |
| Hiliserangkai            | 5  | 5         | -              | -         | 5            | 5         |
| Botomuzoi                | -  | -         | -              | -         | -            | -         |
| <b>Nias</b>              | <b>7</b>                                 | <b>9</b>  | <b>42</b>      | <b>33</b> | <b>49</b>    | <b>42</b> |

Lanjutan Tabel/*Continued Table* 4.1.1

| Kecamatan<br>Subdistrict | Murid/Students |           |                |            |              |            |
|--------------------------|----------------|-----------|----------------|------------|--------------|------------|
|                          | Negeri/Public  |           | Swasta/Private |            | Jumlah/Total |            |
|                          | 2019/2020      | 2020/2021 | 2019/2020      | 2020/2021  | 2019/2020    | 2020/2021  |
| (1)                      | (14)           | (15)      | (16)           | (17)       | (18)         | (19)       |
| Idanogawo                | 28             | 35        | 192            | 172        | 220          | 207        |
| Bawolato                 | -              | -         | 71             | 76         | 71           | 76         |
| Ulugawo                  | -              | -         | -              | -          | -            | -          |
| Gido                     | -              | -         | 253            | 201        | 253          | 201        |
| Sogaeadu                 | -              | -         | -              | -          | -            | -          |
| Ma'u                     | -              | -         | -              | -          | -            | -          |
| Somolo-molo              | -              | -         | -              | -          | -            | -          |
| Hiliduho                 | -              | -         | 30             | -          | 30           | -          |
| Hiliserangkai            | 44             | 44        | -              | -          | 44           | 44         |
| Botomuzoi                | -              | -         | -              | -          | -            | -          |
| <b>Nias</b>              | <b>72</b>      | <b>79</b> | <b>546</b>     | <b>449</b> | <b>618</b>   | <b>528</b> |

Catatan/Note: <sup>1</sup> Jumlah guru termasuk kepala sekolah dan guru/*The total of teachers including headmaster and teacher*

Sumber/Source: Kementerian Pendidikan dan Kebudayaan, Data Semester Ganjil/*Ministry of Educations and Culture, Odd Semester Data*

**Tabel**  
**Table** 4.1.2

**Jumlah Sekolah, Guru, dan Murid Raudatul Athfal (RA)  
di Bawah Kementerian Agama Menurut Kecamatan di  
Kabupaten Nias, 2019/2020 dan 2020/2021**  
*Number of Schools, Teachers, and Pupils in Raudatul Athfal  
(RA) Under The Ministry of Religious Affairs by Subdistrict in  
Nias Regency, 2019/2020 and 2020/2021*

| Kecamatan<br>Subdistrict | Sekolah/Schools |           | Guru/Teachers |           | Murid/Pupils |           |
|--------------------------|-----------------|-----------|---------------|-----------|--------------|-----------|
|                          | 2019/2020       | 2020/2021 | 2019/2020     | 2020/2021 | 2019/2020    | 2020/2021 |
| (1)                      | (2)             | (3)       | (4)           | (5)       | (6)          | (7)       |
| Idanogawo                | ...             | ...       | ...           | ...       | ...          | ...       |
| Bawolato                 | ...             | ...       | ...           | ...       | ...          | ...       |
| Ulugawo                  | ...             | ...       | ...           | ...       | ...          | ...       |
| Gido                     | ...             | ...       | ...           | ...       | ...          | ...       |
| Sogaeadu                 | ...             | ...       | ...           | ...       | ...          | ...       |
| Ma'u                     | ...             | ...       | ...           | ...       | ...          | ...       |
| Somolo-molo              | ...             | ...       | ...           | ...       | ...          | ...       |
| Hiliduho                 | ...             | ...       | ...           | ...       | ...          | ...       |
| Hiliserangkai            | ...             | ...       | ...           | ...       | ...          | ...       |
| Botomuzoi                | ...             | ...       | ...           | ...       | ...          | ...       |
| <b>Nias</b>              | ...             | ...       | ...           | ...       | ...          | ...       |

Sumber/Source: Kementerian Agama, Data Semester Ganjil/Ministry of Religious Affairs, Odd Semester Data

**Tabel**  
**Table** 4.1.3

**Jumlah Sekolah, Guru, dan Murid Sekolah Dasar (SD)  
di Bawah Kementerian Pendidikan dan Kebudayaan  
Menurut Kecamatan di Kabupaten Nias, 2019/2020 dan  
2020/2021**

***Number of Schools, Teachers, and Pupils in Primary Schools  
Under The Ministry of Education and Culture by Subdistrict  
in Nias Regency, 2019/2020 and 2020/2021***

| Kecamatan<br>Subdistrict | Sekolah/Schools |            |                |           |              |            |
|--------------------------|-----------------|------------|----------------|-----------|--------------|------------|
|                          | Negeri/Public   |            | Swasta/Private |           | Jumlah/Total |            |
|                          | 2019/2020       | 2020/2021  | 2019/2020      | 2020/2021 | 2019/2020    | 2020/2021  |
| (1)                      | (2)             | (3)        | (4)            | (5)       | (6)          | (7)        |
| Idanogawo                | 26              | 26         | -              | -         | 26           | 26         |
| Bawolato                 | 34              | 34         | -              | -         | 34           | 34         |
| Ulugawo                  | 17              | 17         | -              | -         | 17           | 17         |
| Gido                     | 19              | 19         | 1              | 1         | 20           | 20         |
| Sogaeadu                 | 8               | 8          | -              | -         | 8            | 8          |
| Ma'u                     | 14              | 14         | -              | -         | 14           | 14         |
| Somolo-molo              | 9               | 9          | -              | -         | 9            | 9          |
| Hiliduho                 | 14              | 14         | -              | -         | 14           | 14         |
| Hiliserangkai            | 10              | 10         | -              | -         | 10           | 10         |
| Botomuzoi                | 11              | 11         | -              | -         | 11           | 11         |
| <b>Nias</b>              | <b>162</b>      | <b>162</b> | <b>1</b>       | <b>1</b>  | <b>163</b>   | <b>163</b> |

Lanjutan Tabel/Continued Table 4.1.3

| Kecamatan<br>Subdistrict | Guru <sup>1</sup> /Teachers <sup>1</sup> |              |                |           |              |              |
|--------------------------|--|--------------|----------------|-----------|--------------|--------------|
|                          | Negeri/Public                            |              | Swasta/Private |           | Jumlah/Total |              |
|                          | 2019/2020                                | 2020/2021    | 2019/2020      | 2020/2021 | 2019/2020    | 2020/2021    |
| (1)                      | (8)                                      | (9)          | (10)           | (11)      | (12)         | (13)         |
| Idanogawo                | 287                                      | 299          | -              | -         | 287          | 299          |
| Bawolato                 | 306                                      | 323          | -              | -         | 306          | 323          |
| Ulugawo                  | 144                                      | 146          | -              | -         | 144          | 146          |
| Gido                     | 278                                      | 291          | 15             | 10        | 293          | 301          |
| Sogaeadu                 | 118                                      | 123          | -              | -         | 118          | 123          |
| Ma'u                     | 148                                      | 157          | -              | -         | 148          | 157          |
| Somolo-molo              | 97                                       | 102          | -              | -         | 97           | 102          |
| Hiliduho                 | 162                                      | 168          | -              | -         | 162          | 168          |
| Hiliserangkai            | 127                                      | 134          | -              | -         | 127          | 134          |
| Botomuzoi                | 123                                      | 130          | -              | -         | 123          | 130          |
| <b>Nias</b>              | <b>1 790</b>                             | <b>1 873</b> | <b>15</b>      | <b>10</b> | <b>1 805</b> | <b>1 883</b> |

Lanjutan Tabel/*Continued Table 4.1.3*

| Kecamatan<br>Subdistrict | Murid/Students |               |                |            |               |               |
|--------------------------|----------------|---------------|----------------|------------|---------------|---------------|
|                          | Negeri/Public  |               | Swasta/Private |            | Jumlah/Total  |               |
|                          | 2019/2020      | 2020/2021     | 2019/2020      | 2020/2021  | 2019/2020     | 2020/2021     |
| (1)                      | (14)           | (15)          | (16)           | (17)       | (18)          | (19)          |
| Idanogawo                | 4 769          | 4 555         | -              | -          | 4 769         | 4 555         |
| Bawolato                 | 4 654          | 4 429         | -              | -          | 4 654         | 4 429         |
| Ulugawo                  | 1 561          | 1 455         | -              | -          | 1 561         | 1 455         |
| Gido                     | 3 798          | 3 646         | 187            | 186        | 3 985         | 3 832         |
| Sogaeadu                 | 1 931          | 1 921         | -              | -          | 1 931         | 1 921         |
| Ma'u                     | 1 518          | 1 415         | -              | -          | 1 518         | 1 415         |
| Somolo-molo              | 917            | 899           | -              | -          | 917           | 899           |
| Hiliduhu                 | 1 290          | 1 201         | -              | -          | 1 290         | 1 201         |
| Hiliserangkai            | 1 596          | 1 527         | -              | -          | 1 596         | 1 527         |
| Botomuzoi                | 1 255          | 1 206         | -              | -          | 1 255         | 1 206         |
| <b>Nias</b>              | <b>23 289</b>  | <b>22 254</b> | <b>187</b>     | <b>186</b> | <b>23 476</b> | <b>22 440</b> |

Catatan/Note: <sup>1</sup> Jumlah guru termasuk kepala sekolah dan guru/*The total of teachers including headmaster and teacher*

Sumber/Source: Kementerian Pendidikan dan Kebudayaan, Data Semester Ganji/*Ministry of Educations and Culture, Odd Semester Data*

**Tabel**  
**Table 4.1.4****Jumlah Sekolah, Guru, dan Murid Madrasah Ibtidaiyah (MI) di Bawah Kementerian Agama Menurut Kecamatan Menurut Kecamatan di Kabupaten Nias, 2019/2020 dan 2020/2021****Number of Schools, Teachers, and Pupils in Madrasah Ibtidaiyah (MI) Under The Ministry of Religious Affairs by Subdistrict in Nias Regency, 2019/2020 and 2020/2021**

| Kecamatan<br>Subdistrict | Sekolah/Schools |           | Guru/Teachers |           | Murid/Pupils |           |
|--------------------------|-----------------|-----------|---------------|-----------|--------------|-----------|
|                          | 2019/2020       | 2020/2021 | 2019/2020     | 2020/2021 | 2019/2020    | 2020/2021 |
| (1)                      | (2)             | (3)       | (4)           | (5)       | (6)          | (7)       |
| Idanogawo                | ...             | ...       | ...           | ...       | ...          | ...       |
| Bawolato                 | ...             | ...       | ...           | ...       | ...          | ...       |
| Ulugawo                  | ...             | ...       | ...           | ...       | ...          | ...       |
| Gido                     | ...             | ...       | ...           | ...       | ...          | ...       |
| Sogaeadu                 | ...             | ...       | ...           | ...       | ...          | ...       |
| Ma'u                     | ...             | ...       | ...           | ...       | ...          | ...       |
| Somolo-molo              | ...             | ...       | ...           | ...       | ...          | ...       |
| Hiliduho                 | ...             | ...       | ...           | ...       | ...          | ...       |
| Hiliserangkai            | ...             | ...       | ...           | ...       | ...          | ...       |
| Botomuzoi                | ...             | ...       | ...           | ...       | ...          | ...       |
| <b>Nias</b>              | ...             | ...       | ...           | ...       | ...          | ...       |

Sumber/Source: Kementerian Agama, Data Semester Ganjil/Ministry of Religious Affairs, Odd Semester Data

**Tabel**  
**Table** 4.1.5

**Jumlah Sekolah, Guru, dan Murid Sekolah Menengah Pertama (SMP) di Bawah Kementerian Pendidikan dan Kebudayaan Menurut Kecamatan di Kabupaten Nias, 2019/2021 dan 2020/2021**

*Number of Schools, Teachers, and Pupils in Junior High Schools Under The Ministry of Education and Culture by Subdistrict in Nias Regency, 2019/2020 and 2020/2021*

| Kecamatan<br>Subdistrict | Sekolah/Schools |           |                |           |              |           |
|--------------------------|-----------------|-----------|----------------|-----------|--------------|-----------|
|                          | Negeri/Public   |           | Swasta/Private |           | Jumlah/Total |           |
|                          | 2019/2020       | 2020/2021 | 2019/2020      | 2020/2021 | 2019/2020    | 2020/2021 |
| (1)                      | (2)             | (3)       | (4)            | (5)       | (6)          | (7)       |
| Idanogawo                | 7               | 7         | 2              | 2         | 9            | 9         |
| Bawolato                 | 9               | 9         | -              | -         | 9            | 9         |
| Ulugawo                  | 5               | 5         | -              | -         | 5            | 5         |
| Gido                     | 5               | 5         | 3              | 3         | 8            | 8         |
| Sogaeadu                 | 3               | 3         | 1              | 1         | 4            | 4         |
| Ma'u                     | 3               | 3         | -              | -         | 3            | 3         |
| Somolo-molo              | 2               | 2         | -              | -         | 2            | 2         |
| Hiliduho                 | 3               | 3         | -              | -         | 3            | 3         |
| Hiliserangkai            | 4               | 4         | -              | -         | 4            | 4         |
| Botomuzoi                | 5               | 5         | -              | -         | 5            | 5         |
| <b>Nias</b>              | <b>46</b>       | <b>46</b> | <b>6</b>       | <b>6</b>  | <b>52</b>    | <b>52</b> |



Lanjutan Tabel/Continued Table 4.1.5

| Kecamatan<br>Subdistrict | Guru <sup>1</sup> /Teachers <sup>1</sup> |            |                |           |              |            |
|--------------------------|--|------------|----------------|-----------|--------------|------------|
|                          | Negeri/Public                            |            | Swasta/Private |           | Jumlah/Total |            |
|                          | 2019/2020                                | 2020/2021  | 2019/2020      | 2020/2021 | 2019/2020    | 2020/2021  |
| (1)                      | (8)                                      | (9)        | (10)           | (11)      | (12)         | (13)       |
| Idanogawo                | 101                                      | 116        | 20             | 18        | 121          | 134        |
| Bawolato                 | 127                                      | 127        | -              | -         | 127          | 127        |
| Ulugawo                  | 59                                       | 68         | -              | -         | 59           | 68         |
| Gido                     | 105                                      | 120        | 31             | 37        | 136          | 157        |
| Sogaeadu                 | 44                                       | 45         | 8              | 9         | 52           | 54         |
| Malu                     | 34                                       | 29         | -              | -         | 34           | 29         |
| Somolo-molo              | 29                                       | 31         | -              | -         | 29           | 31         |
| Hiliduho                 | 74                                       | 81         | -              | -         | 74           | 81         |
| Hiliserangkai            | 82                                       | 85         | -              | -         | 82           | 85         |
| Botomuzoi                | 72                                       | 76         | -              | -         | 72           | 76         |
| <b>Nias</b>              | <b>727</b>                               | <b>778</b> | <b>59</b>      | <b>64</b> | <b>786</b>   | <b>842</b> |

Lanjutan Tabel/*Continued Table 4.1.5*

| Kecamatan<br>Subdistrict | Murid/Students |              |                |              |               |               |
|--------------------------|----------------|--------------|----------------|--------------|---------------|---------------|
|                          | Negeri/Public  |              | Swasta/Private |              | Jumlah/Total  |               |
|                          | 2019/2020      | 2020/2021    | 2019/2020      | 2020/2021    | 2019/2020     | 2020/2021     |
| (1)                      | (14)           | (15)         | (16)           | (17)         | (18)          | (19)          |
| Idanogawo                | 1 556          | 1 647        | 645            | 506          | 2 201         | 2 153         |
| Bawolato                 | 1 770          | 1 814        | -              | -            | 1 770         | 1 814         |
| Ulugawo                  | 734            | 718          | -              | -            | 734           | 718           |
| Gido                     | 1 548          | 1 631        | 490            | 405          | 2 038         | 2 036         |
| Sogaeadu                 | 668            | 659          | 137            | 144          | 805           | 803           |
| Ma'u                     | 469            | 475          | -              | -            | 469           | 475           |
| Somolo-molo              | 503            | 436          | -              | -            | 503           | 436           |
| Hiliduho                 | 818            | 807          | -              | -            | 818           | 807           |
| Hiliserangkai            | 942            | 945          | -              | -            | 942           | 945           |
| Botomuzoi                | 725            | 751          | -              | -            | 725           | 751           |
| <b>Nias</b>              | <b>9 733</b>   | <b>9 883</b> | <b>1 272</b>   | <b>1 055</b> | <b>11 005</b> | <b>10 938</b> |

Catatan/Note: <sup>1</sup> Jumlah guru termasuk kepala sekolah dan guru/*The total of teachers including headmaster and teacher*

Sumber/Source: Kementerian Pendidikan dan Kebudayaan, Data Semester Ganji/*Ministry of Educations and Culture, Odd Semester Data*

**Tabel**  
**Table 4.1.6**

**Jumlah Sekolah, Guru, dan Murid Madrasah Tsanawiyah (MTs) di Bawah Kementerian Agama Menurut Kecamatan di Kabupaten Nias, 2019/2020 dan 2020/2021**  
**Number of Schools, Teachers, and Pupils in Madrasah Tsanawiyah (MTs) Under The Ministry of Religious Affairs by Subdistrict in Nias Regency, 2019/2020 and 2020/2021**

| Kecamatan<br>Subdistrict | Sekolah/Schools |           | Guru/Teachers |           | Murid/Pupils |           |
|--------------------------|-----------------|-----------|---------------|-----------|--------------|-----------|
|                          | 2019/2020       | 2020/2021 | 2019/2020     | 2020/2021 | 2019/2020    | 2020/2021 |
| (1)                      | (2)             | (3)       | (4)           | (5)       | (6)          | (7)       |
| Idanogawo                | ...             | ...       | ...           | ...       | ...          | ...       |
| Bawolato                 | ...             | ...       | ...           | ...       | ...          | ...       |
| Ulugawo                  | ...             | ...       | ...           | ...       | ...          | ...       |
| Gido                     | ...             | ...       | ...           | ...       | ...          | ...       |
| Sogaeadu                 | ...             | ...       | ...           | ...       | ...          | ...       |
| Ma'u                     | ...             | ...       | ...           | ...       | ...          | ...       |
| Somolo-molo              | ...             | ...       | ...           | ...       | ...          | ...       |
| Hiliduho                 | ...             | ...       | ...           | ...       | ...          | ...       |
| Hiliserangkai            | ...             | ...       | ...           | ...       | ...          | ...       |
| Botomuzoi                | ...             | ...       | ...           | ...       | ...          | ...       |
| <b>Nias</b>              | ...             | ...       | ...           | ...       | ...          | ...       |

Sumber/Source: Kementerian Agama, Data Semester Ganjil/Ministry of Religious Affairs, Odd Semester Data

**Tabel**  
**Table** 4.1.7

**Jumlah Sekolah, Guru, dan Murid Sekolah Menengah Atas (SMA) di Bawah Kementerian Pendidikan dan Kebudayaan Menurut Kecamatan di Kabupaten Nias, 2019/2020 dan 2020/2021**  
*Number of Schools, Teachers, and Pupils in Senior High Schools Under The Ministry of Education and Culture by Subdistrict in Nias Regency, 2019/2020 and 2020/2021*

| Kecamatan<br>Subdistrict | Sekolah/Schools |           |                |           |              |           |
|--------------------------|-----------------|-----------|----------------|-----------|--------------|-----------|
|                          | Negeri/Public   |           | Swasta/Private |           | Jumlah/Total |           |
|                          | 2019/2020       | 2020/2021 | 2019/2020      | 2020/2021 | 2019/2020    | 2020/2021 |
| (1)                      | (2)             | (3)       | (4)            | (5)       | (6)          | (7)       |
| Idanogawo                | 1               | 1         | 1              | 1         | 2            | 2         |
| Bawolato                 | 2               | 2         | -              | -         | 2            | 2         |
| Ulugawo                  | 1               | 1         | -              | -         | 1            | 1         |
| Gido                     | 1               | 1         | 2              | 2         | 3            | 3         |
| Sogaeadu                 | -               | -         | -              | -         | -            | -         |
| Ma'u                     | 1               | 1         | -              | -         | 1            | 1         |
| Somolo-molo              | -               | -         | -              | -         | -            | -         |
| Hiliduho                 | 1               | 1         | -              | -         | 1            | 1         |
| Hiliserangkai            | -               | -         | -              | -         | -            | -         |
| Botomuzoi                | 1               | 1         | -              | -         | 1            | 1         |
| <b>Nias</b>              | <b>8</b>        | <b>8</b>  | <b>3</b>       | <b>3</b>  | <b>11</b>    | <b>11</b> |

Lanjutan Tabel/Continued Table 4.1.7

| Kecamatan<br>Subdistrict | Guru <sup>1</sup> /Teachers <sup>1</sup> |            |                |           |              |            |
|--------------------------|--|------------|----------------|-----------|--------------|------------|
|                          | Negeri/Public                            |            | Swasta/Private |           | Jumlah/Total |            |
|                          | 2019/2020                                | 2020/2021  | 2019/2020      | 2020/2021 | 2019/2020    | 2020/2021  |
| (1)                      | (8)                                      | (9)        | (10)           | (11)      | (12)         | (13)       |
| Idanogawo                | 32                                       | 32         | 21             | 17        | 53           | 49         |
| Bawolato                 | 42                                       | 47         | -              | -         | 42           | 47         |
| Ulugawo                  | 24                                       | 23         | -              | -         | 24           | 23         |
| Gido                     | 37                                       | 40         | 26             | 31        | 63           | 71         |
| Sogaeadu                 | -  | -          | -              | -         | -            | -          |
| Ma'u                     | 13                                       | 17         | -              | -         | 13           | 17         |
| Somolo-molo              | -  | -          | -              | -         | -            | -          |
| Hiliduhu                 | 26                                       | 26         | -              | -         | 26           | 26         |
| Hiliserangkai            | -  | -          | -              | -         | -            | -          |
| Botomuzoi                | 16                                       | 17         | -              | -         | 16           | 17         |
| <b>Nias</b>              | <b>190</b>                               | <b>202</b> | <b>47</b>      | <b>48</b> | <b>237</b>   | <b>250</b> |

Lanjutan Tabel/*Continued Table 4.1.7*

| Kecamatan<br>Subdistrict | Murid/Students |              |                |              |              |              |
|--------------------------|----------------|--------------|----------------|--------------|--------------|--------------|
|                          | Negeri/Public  |              | Swasta/Private |              | Jumlah/Total |              |
|                          | 2019/2020      | 2020/2021    | 2019/2020      | 2020/2021    | 2019/2020    | 2020/2021    |
| (1)                      | (14)           | (15)         | (16)           | (17)         | (18)         | (19)         |
| Idanogawo                | 528            | 592          | 466            | 467          | 994          | 1 059        |
| Bawolato                 | 752            | 871          | -              | -            | 752          | 871          |
| Ulugawo                  | 195            | 249          | -              | -            | 195          | 249          |
| Gido                     | 590            | 663          | 535            | 579          | 1 125        | 1 242        |
| Sogaeadu                 | -              | -            | -              | -            | -            | -            |
| Ma'u                     | 95             | 124          | -              | -            | 95           | 124          |
| Somolo-molo              | -              | -            | -              | -            | -            | -            |
| Hiliduho                 | 408            | 440          | -              | -            | 408          | 440          |
| Hiliserangkai            | -              | -            | -              | -            | -            | -            |
| Botomuzoi                | 191            | 208          | -              | -            | 191          | 208          |
| <b>Nias</b>              | <b>2 759</b>   | <b>3 147</b> | <b>1 001</b>   | <b>1 046</b> | <b>3 760</b> | <b>4 193</b> |

Catatan/Note: <sup>1</sup> Jumlah guru termasuk kepala sekolah dan guru/*The total of teachers including headmaster and teacher*

Sumber/Source: Kementerian Pendidikan dan Kebudayaan, Data Semester Ganji/*Ministry of Educations and Culture, Odd Semester Data*

**Tabel**  
**Table** 4.1.8

**Jumlah Sekolah, Guru, dan Murid Sekolah Menengah Kejuruan (SMK) di Bawah Kementerian Pendidikan dan Kebudayaan Menurut Kecamatan di Kabupaten Nias, 2019/2020 dan 2020/2021**  
**Number of Schools, Teachers, and Pupils in Vocational High Schools Under The Ministry of Education and Culture by Subdistrict in Nias Regency, 2019/2020 and 2020/2021**

| Kecamatan<br>Subdistrict | Sekolah/Schools |           |                |           |              |           |
|--------------------------|-----------------|-----------|----------------|-----------|--------------|-----------|
|                          | Negeri/Public   |           | Swasta/Private |           | Jumlah/Total |           |
|                          | 2019/2020       | 2020/2021 | 2019/2020      | 2020/2021 | 2019/2020    | 2020/2021 |
| (1)                      | (2)             | (3)       | (4)            | (5)       | (6)          | (7)       |
| Idanogawo                | 2               | 2         | 1              | 1         | 3            | 3         |
| Bawolato                 | 1               | 1         | -              | -         | 1            | 1         |
| Ulugawo                  | 1               | 1         | -              | -         | 1            | 1         |
| Gido                     | -               | -         | 1              | 1         | 1            | 1         |
| Sogaeadu                 | 1               | 1         | -              | -         | 1            | 1         |
| Ma'u                     | 1               | 1         | -              | -         | 1            | 1         |
| Somolo-molo              | 2               | 2         | -              | -         | 2            | 2         |
| Hiliduho                 | 1               | 1         | -              | -         | 1            | 1         |
| Hiliserangkai            | 3               | 3         | -              | -         | 3            | 3         |
| Botomuzoi                | 2               | 2         | -              | -         | 2            | 2         |
| <b>Nias</b>              | <b>14</b>       | <b>14</b> | <b>2</b>       | <b>2</b>  | <b>16</b>    | <b>16</b> |

Lanjutan Tabel/*Continued Table* 4.1.8

| Kecamatan<br>Subdistrict | Guru <sup>1</sup> /Teachers <sup>1</sup> |            |                        |           |                      |            |
|--------------------------|--|------------|------------------------|-----------|----------------------|------------|
|                          | Negeri/ <i>Public</i>                    |            | Swasta/ <i>Private</i> |           | Jumlah/ <i>Total</i> |            |
|                          | 2019/2020                                | 2020/2021  | 2019/2020              | 2020/2021 | 2019/2020            | 2020/2021  |
| (1)                      | (8)                                      | (9)        | (10)                   | (11)      | (12)                 | (13)       |
| Idanogawo                | 48                                       | 55         | 9                      | 12        | 57                   | 67         |
| Bawolato                 | 26                                       | 26         | -                      | -         | 26                   | 26         |
| Ulugawo                  | 17                                       | 18         | -                      | -         | 17                   | 18         |
| Gido                     | -  | -          | 11                     | 11        | 11                   | 11         |
| Sogaeadu                 | 35                                       | 35         | -                      | -         | 35                   | 35         |
| Ma'u                     | 13                                       | 18         | -                      | -         | 13                   | 18         |
| Somolo-molo              | 27                                       | 32         | -                      | -         | 27                   | 32         |
| Hiliduho                 | 19                                       | 19         | -                      | -         | 19                   | 19         |
| Hiliserangkai            | 55                                       | 59         | -                      | -         | 55                   | 59         |
| Botomuzoi                | 45                                       | 47         | -                      | -         | 45                   | 47         |
| <b>Nias</b>              | <b>285</b>                               | <b>309</b> | <b>20</b>              | <b>23</b> | <b>305</b>           | <b>332</b> |



Lanjutan Tabel/*Continued Table 4.1.8*

| Kecamatan<br>Subdistrict | Murid/Students |              |                |            |              |              |
|--------------------------|----------------|--------------|----------------|------------|--------------|--------------|
|                          | Negeri/Public  |              | Swasta/Private |            | Jumlah/Total |              |
|                          | 2019/2020      | 2020/2021    | 2019/2020      | 2020/2021  | 2019/2020    | 2020/2021    |
| (1)                      | (14)           | (15)         | (16)           | (17)       | (18)         | (19)         |
| Idanogawo                | 699            | 802          | 255            | 232        | 954          | 1 034        |
| Bawolato                 | 277            | 264          | -              | -          | 277          | 264          |
| Ulugawo                  | 200            | 220          | -              | -          | 200          | 220          |
| Gido                     | -              | -            | 172            | 183        | 172          | 183          |
| Sogaeadu                 | 493            | 517          | -              | -          | 493          | 517          |
| Ma'u                     | 210            | 262          | -              | -          | 210          | 262          |
| Somolo-molo              | 313            | 362          | -              | -          | 313          | 362          |
| Hiliduho                 | 121            | 109          | -              | -          | 121          | 109          |
| Hiliserangkai            | 660            | 669          | -              | -          | 660          | 669          |
| Botomuzoi                | 319            | 368          | -              | -          | 319          | 368          |
| <b>Nias</b>              | <b>3 292</b>   | <b>3 573</b> | <b>427</b>     | <b>415</b> | <b>3 719</b> | <b>3 988</b> |

Catatan/Note: <sup>1</sup> Jumlah guru termasuk kepala sekolah dan guru/*The total of teachers including headmaster and teacher*

Sumber/Source: Kementerian Pendidikan dan Kebudayaan, Data Semester Ganjil/*Ministry of Educations and Culture, Odd Semester Data*

**Tabel**  
**Table** 4.1.9

**Jumlah Sekolah, Guru, dan Murid Madrasah Aliyah (MA)  
di Bawah Kementerian Agama Menurut Kecamatan di  
Kabupaten Nias, 2019/2020 dan 2020/2021**  
*Number of Schools, Teachers, and Pupils in Madrasah Aliyah  
(MA) Under the Ministry of Religious Affairs by Subdistrict in  
Nias Regency, 2019/2020 and 2020/2021*

| Kecamatan<br>Subdistrict | Sekolah/Schools |           |                |           |              |           |
|--------------------------|-----------------|-----------|----------------|-----------|--------------|-----------|
|                          | Negeri/Public   |           | Swasta/Private |           | Jumlah/Total |           |
|                          | 2019/2020       | 2020/2021 | 2019/2020      | 2020/2021 | 2019/2020    | 2020/2021 |
| (1)                      | (2)             | (3)       | (4)            | (5)       | (6)          | (7)       |
| Idanogawo                | ...             | ...       | ...            | ...       | ...          | ...       |
| Bawolato                 | ...             | ...       | ...            | ...       | ...          | ...       |
| Ulugawo                  | ...             | ...       | ...            | ...       | ...          | ...       |
| Gido                     | ...             | ...       | ...            | ...       | ...          | ...       |
| Sogaeadu                 | ...             | ...       | ...            | ...       | ...          | ...       |
| Ma'u                     | ...             | ...       | ...            | ...       | ...          | ...       |
| Somolo-molo              | ...             | ...       | ...            | ...       | ...          | ...       |
| Hiliduho                 | ...             | ...       | ...            | ...       | ...          | ...       |
| Hiliserangkai            | ...             | ...       | ...            | ...       | ...          | ...       |
| Botomuzoi                | ...             | ...       | ...            | ...       | ...          | ...       |
| <b>Nias</b>              | ...             | ...       | ...            | ...       | ...          | ...       |

Lanjutan Tabel/*Continued Table* 4.1.9

| Kecamatan<br>Subdistrict | Guru <sup>1</sup> /Teachers <sup>1</sup> |           |                |           |              |           |
|--------------------------|--|-----------|----------------|-----------|--------------|-----------|
|                          | Negeri/Public                            |           | Swasta/Private |           | Jumlah/Total |           |
|                          | 2019/2020                                | 2020/2021 | 2019/2020      | 2020/2021 | 2019/2020    | 2020/2021 |
| (1)                      | (8)                                      | (9)       | (10)           | (11)      | (12)         | (13)      |
| Idanogawo                | ...                                      | ...       | ...            | ...       | ...          | ...       |
| Bawolato                 | ...                                      | ...       | ...            | ...       | ...          | ...       |
| Ulugawo                  | ...                                      | ...       | ...            | ...       | ...          | ...       |
| Gido                     | ...                                      | ...       | ...            | ...       | ...          | ...       |
| Sogaeadu                 | ...                                      | ...       | ...            | ...       | ...          | ...       |
| Ma'u                     | ...                                      | ...       | ...            | ...       | ...          | ...       |
| Somolo-molo              | ...                                      | ...       | ...            | ...       | ...          | ...       |
| Hiliduhu                 | ...                                      | ...       | ...            | ...       | ...          | ...       |
| Hiliserangkai            | ...                                      | ...       | ...            | ...       | ...          | ...       |
| Botomuzoi                | ...                                      | ...       | ...            | ...       | ...          | ...       |
| <b>Nias</b>              | ...                                      | ...       | ...            | ...       | ...          | ...       |

Lanjutan Tabel/*Continued Table 4.1.9*

| Kecamatan<br>Subdistrict | Murid/Students |           |                |           |              |           |
|--------------------------|----------------|-----------|----------------|-----------|--------------|-----------|
|                          | Negeri/Public  |           | Swasta/Private |           | Jumlah/Total |           |
|                          | 2019/2020      | 2020/2021 | 2019/2020      | 2020/2021 | 2019/2020    | 2020/2021 |
| (1)                      | (14)           | (15)      | (16)           | (17)      | (18)         | (19)      |
| Idanogawo                | ...            | ...       | ...            | ...       | ...          | ...       |
| Bawolato                 | ...            | ...       | ...            | ...       | ...          | ...       |
| Ulugawo                  | ...            | ...       | ...            | ...       | ...          | ...       |
| Gido                     | ...            | ...       | ...            | ...       | ...          | ...       |
| Sogaeadu                 | ...            | ...       | ...            | ...       | ...          | ...       |
| Ma'u                     | ...            | ...       | ...            | ...       | ...          | ...       |
| Somolo-molo              | ...            | ...       | ...            | ...       | ...          | ...       |
| Hiliduho                 | ...            | ...       | ...            | ...       | ...          | ...       |
| Hiliserangkai            | ...            | ...       | ...            | ...       | ...          | ...       |
| Botomuzoi                | ...            | ...       | ...            | ...       | ...          | ...       |
| <b>Nias</b>              | ...            | ...       | ...            | ...       | ...          | ...       |

Sumber/Source: Kementerian Agama, Data Semester Ganjil/Ministry of Religious Affairs, Odd Semester Data

**Tabel 4.1.10** Jumlah Desa yang Memiliki Fasilitas Sekolah Menurut Kecamatan dan Tingkat Pendidikan di Kabupaten Nias, 2018-2020  
**Number of Villages Having Educational Facilities by Subdistrict and Educational Level in Nias Regency, 2018-2020**

| Kecamatan<br>Subdistrict | SD<br>Primary School |            |            |
|--------------------------|----------------------|------------|------------|
|                          | 2018                 | 2019       | 2020       |
| (1)                      | (2)                  | (3)        | (4)        |
| Idanogawo                | 21                   | 21         | 22         |
| Bawolato                 | 24                   | 24         | 24         |
| Ulugawo                  | 11                   | 11         | 11         |
| Gido                     | 17                   | 17         | 17         |
| Sogaeadu                 | 8                    | 8          | 8          |
| Ma'u                     | 10                   | 10         | 10         |
| Somolo-molo              | 9                    | 9          | 9          |
| Hiliduho                 | 14                   | 13         | 13         |
| Hiliserangkai            | 9                    | 9          | 9          |
| Botomuzoi                | 11                   | 10         | 10         |
| <b>Nias</b>              | <b>134</b>           | <b>132</b> | <b>133</b> |

Lanjutan Tabel/*Continued Table* 4.1.10

| Kecamatan<br>Subdistrict | SMP<br>Junior High School |           |           |
|--------------------------|---------------------------|-----------|-----------|
|                          | 2018                      | 2019      | 2020      |
| (1)                      | (5)                       | (6)       | (7)       |
| Idanogawo                | 8                         | 9         | 9         |
| Bawolato                 | 9                         | 9         | 9         |
| Ulugawo                  | 5                         | 5         | 5         |
| Gido                     | 6                         | 8         | 8         |
| Sogaeadu                 | 4                         | 4         | 4         |
| Ma'u                     | 3                         | 3         | 3         |
| Somolo-molo              | 2                         | 2         | 2         |
| Hiliduho                 | 2                         | 3         | 3         |
| Hiliserangkai            | 4                         | 4         | 4         |
| Botomuzoi                | 5                         | 5         | 5         |
| <b>Nias</b>              | <b>48</b>                 | <b>52</b> | <b>52</b> |

Lanjutan Tabel/*Continued Table* 4.1.10

| Kecamatan<br>Subdistrict | SMA<br>Senior High School |           |           |
|--------------------------|---------------------------|-----------|-----------|
|                          | 2018                      | 2019      | 2020      |
| (1)                      | (8)                       | (9)       | (10)      |
| Idanogawo                | 2                         | 2         | 3         |
| Bawolato                 | 3                         | 3         | 3         |
| Ulugawo                  | 1                         | 1         | 1         |
| Gido                     | 2                         | 2         | 3         |
| Sogaeadu                 | –                         | –         | –         |
| Ma'u                     | 1                         | 1         | 1         |
| Somolo-molo              | –                         | –         | –         |
| Hiliduho                 | 1                         | 1         | 1         |
| Hiliserangkai            | –                         | –         | –         |
| Botomuzoi                | 1                         | 1         | 1         |
| <b>Nias</b>              | <b>11</b>                 | <b>11</b> | <b>13</b> |

Lanjutan Tabel/*Continued Table* 4.1.10

| Kecamatan<br><i>Subdistrict</i> | SMK<br><i>Vocational School</i> |           |           |
|---------------------------------|---------------------------------|-----------|-----------|
|                                 | 2018                            | 2019      | 2020      |
| (1)                             | (11)                            | (12)      | (13)      |
| Idanogawo                       | 3                               | 3         | 3         |
| Bawolato                        | 1                               | 1         | 1         |
| Ulugawo                         | 1                               | 1         | 1         |
| Gido                            | 1                               | 1         | 2         |
| Sogaeadu                        | 1                               | 1         | 1         |
| Ma'u                            | 1                               | 1         | 1         |
| Somolo-molo                     | 2                               | 2         | 2         |
| Hiliduho                        | 1                               | 1         | 1         |
| Hiliserangkai                   | 3                               | 3         | 3         |
| Botomuzoi                       | 2                               | 2         | 2         |
| <b>Nias</b>                     | <b>16</b>                       | <b>16</b> | <b>17</b> |



Lanjutan Tabel/Continued Table 4.1.10

| Kecamatan<br>Subdistrict | Perguruan Tinggi<br>University |          |          |
|--------------------------|--------------------------------|----------|----------|
|                          | 2018                           | 2019     | 2020     |
| (1)                      | (14)                           | (15)     | (16)     |
| Idanogawo                | –                              | –        | –        |
| Bawolato                 | –                              | –        | –        |
| Ulugawo                  | –                              | –        | –        |
| Gido                     | –                              | –        | –        |
| Sogaeadu                 | –                              | –        | –        |
| Ma'u                     | –                              | –        | –        |
| Somolo-molo              | –                              | –        | –        |
| Hiliduho                 | –                              | –        | –        |
| Hiliserangkai            | 1                              | –        | –        |
| Botomuzoi                | –                              | –        | –        |
| <b>Nias</b>              | <b>1</b>                       | <b>–</b> | <b>–</b> |

Sumber/Source: BPS, Pendataan Potensi Desa (Podes)/ BPS-Statistics Indonesia, Village Potential Data Collection

**Tabel**  
**Table** 4.1.11**Angka Partisipasi Murni (APM) dan Angka Partisipasi Kasar (APK) Menurut Jenjang Pendidikan di Kabupaten Nias, 2019 dan 2020**  
***Net Participation Rates and Gross Participation Rates by Educational Level in Nias Regency, 2019 and 2020***

| Jenjang Pendidikan<br><i>Educational Level</i> | Angka Partisipasi Murni (APM)<br><i>Net Participation Rates</i> |       | Angka Partisipasi Kasar (APK)<br><i>Gross Participation Rates</i> |        |
|--|---|-------|---|--------|
|  | 2019  | 2020  | 2019  | 2020   |
| (1)  | (2)   | (3)   | (4)   | (5)    |
| SD/MI<br><i>Elementary School</i>              | 98,78   | 98,68 | 114,38  | 114,10 |
| SMP/MTs<br><i>Junior High School</i>           | 78,11   | 78,03 | 88,50   | 89,08  |
| SMA/SMK/MA<br><i>Senior High School</i>        | 62,52   | 62,84 | 93,62   | 90,07  |

Sumber/Source: BPS, Survei Sosial Ekonomi Nasional (Susenas)/BPS-Statistics Indonesia, National Socioeconomic Survey

**Tabel** 4.1.12 **Persentase Penduduk Berumur 15 Tahun ke Atas Yang Melek Huruf Menurut Kelompok Umur di Kabupaten Nias, 2019 dan 2020**  
**Percentage of Literate People Aged 15 Years and Over by Age Group in Nias Regency, 2019 and 2020**

| Kelompok Umur<br>Age Group | 2019   | 2020  |
|----------------------------|--------|-------|
| (1)                        | (2)    | (3)   |
| 10-14                      | 99,99  | 99,19 |
| 15-24                      | 100,00 | 99,61 |
| 25-40                      | 97,53  | 98,58 |
| 41-64                      | 88,28  | 88,90 |
| 65+                        | 61,09  | 64,55 |

Sumber/Source: BPS, Survei Sosial Ekonomi Nasional (Susenans)/BPS-Statistics Indonesia, National Socioeconomic Survey

**Tabel**  
**Table** 4.1.13

**Jumlah Dosen, Pegawai Tata Usaha, dan Mahasiswa  
Institut Keguruan dan Ilmu Pendidikan (IKIP) ,2020  
Number of Lecturers, Administrative Staff, and Students of  
the Teacher Training and Education Institute (IKIP), 2020**

| <b>Status<br/>Status</b>    | <b>Laki-laki<br/>Male</b> | <b>Perempuan<br/>Female</b> | <b>Jumlah<br/>Total</b> |
|-----------------------------|---------------------------|-----------------------------|-------------------------|
| (1)                         | (2)                       | (3)                         | (4)                     |
| <b>Dosen</b>                | <b>47</b>                 | <b>23</b>                   | <b>70</b>               |
| Dosen Tetap                 | 33                        | 17                          | 50                      |
| Dosen Tidak Tetap           | 14                        | 6                           | 20                      |
| <b>Pegawai Tata Usaha</b>   | <b>8</b>                  | <b>10</b>                   | <b>18</b>               |
| Pegawai Tetap Yayasan       | 8                         | 10                          | 18                      |
| Pegawai Tidak Tetap Yayasan | 0                         | 0                           | 0                       |
| <b>Mahasiswa</b>            | <b>832</b>                | <b>984</b>                  | <b>1816</b>             |
| Tingkat 1                   | 176                       | 234                         | 410                     |
| Tingkat 2                   | 166                       | 215                         | 381                     |
| Tingkat 3                   | 183                       | 210                         | 393                     |
| Tingkat 4                   | 164                       | 182                         | 346                     |
| Tingkat >4                  | 143                       | 143                         | 286                     |

Sumber/Source: Institut Keguruan dan Ilmu Pendidikan (IKIP) Gunungsitoli / *Institute Teachership and Knowledge Education (IKIP) Gunungsitoli*

**Tabel** 4.1.14 **Banyaknya Mahasiswa Institut Keguruan dan Ilmu Pendidikan (IKIP) yang Menyelesaikan Studi, 2020**  
**Table** **Number of Teacher Training and Education Institute (IKIP) Students Completing Studies, 2020**

| Kode PS<br>PS Code | Nama Program Studi<br>Programs of Study         | Jenjang<br>Level | Jumlah<br>Total |
|--------------------|---|------------------|-----------------|
| (1)                | (2)   | (3)              | (4)             |
| 86201              | Bimbingan dan Konseling (BK)                    | S1               | 6               |
| 87205              | Pendidikan Pancasila dan Kewarganegaraan (PPKN) | S1               | 16              |
| 87203              | Pendidikan Ekonomi (PE)                         | S1               | 10              |
| 84202              | Pendidikan Matematika (PM)                      | S1               | 14              |
| 84205              | Pendidikan Biologi (PB)                         | S1               | 36              |
| 88201              | Pendidikan Bahasa dan Sastra Indonesia (PBIND)  | S1               | 65              |
| 88203              | Pendidikan Bahasa Inggris (PBING)               | S1               | 37              |
| 83205              | Pendidikan Teknik Bangunan (PTB)                | S1               | 13              |
| <b>Nias</b>        |   |                  | <b>197</b>      |

Sumber/Source: Institut Keguruan dan Ilmu Pendidikan (IKIP) Gunungsitoli / *Institute Teachership and Knowledge Education (IKIP) Gunungsitoli*

**Tabel** 4.1.15 **Jumlah Mahasiswa Institut Keguruan dan Ilmu Pendidikan (IKIP) Menurut Tingkat Pendidikan, 2020**  
**Table** 4.1.15 **Number of Teacher Training and Education Institute Students (IKIP) by Education Level, 2020**

| <b>Tingkat Pendidikan</b><br><i>Education Level</i> | <b>Laki-laki</b><br><i>Male</i> | <b>Perempuan</b><br><i>Female</i> |
|---|---------------------------------|-----------------------------------|
| (1)   | (2)                             | (3)                               |
| Semester I  | 176                             | 234                               |
| Semester III  | 166                             | 215                               |
| Semester V  | 183                             | 210                               |
| Semester VII  | 164                             | 182                               |
| Semester > VIII                                     | 143                             | 143                               |
| <b>Nias</b>   | <b>832</b>                      | <b>984</b>                        |

Sumber/Source: Institut Keguruan dan Ilmu Pendidikan (IKIP) Gunungsitoli / *Institute Teachership and Knowledge Education (IKIP) Gunungsitoli*

**Tabel** 4.1.16 **Jumlah Dosen Institut Keguruan dan Ilmu Pendidikan (IKIP) Menurut Profesi, 2020**  
**Number of Lecturers of the Teacher Training and Science Education Institute (IKIP) by profession, 2020**

| <b>Profesi</b><br><i>Profession</i>               | <b>Laki-laki</b><br><i>Male</i> | <b>Perempuan</b><br><i>Female</i> |
|---|---------------------------------|-----------------------------------|
| (1)   | (2)                             | (3)                               |
| Dosen Tetap<br><i>Permanent Lecturer</i>          | 33                              | 17                                |
| Dosen Tidak Tetap<br><i>Lecturer Not Stay</i>     | 14                              | 6                                 |
| Pegawai Tetap<br><i>Permanent Employee</i>        | 8                               | 10                                |
| Pegawai Tidak Tetap<br><i>Temporary Employees</i> | -                               | -                                 |
| <b>Nias</b>                                       | <b>55</b>                       | <b>33</b>                         |

Sumber/Source: Institut Keguruan dan Ilmu Pendidikan (IKIP) Gunungsitoli / *Institute Teachership and Knowledge Education (IKIP) Gunungsitoli*

**Tabel**  
**Table** 4.1.17

**Jumlah Dosen, Pegawai Tata Usaha, dan Mahasiswa Sekolah Tinggi Ilmu Ekonomi (STIE) Pembangunan Nasional Nias, 2020**  
*Number of Lecturers, Officials and Students of the Nias National Development College of Economics (STIE), 2020*

| <b>Status Status</b>        | <b>Laki-laki Male</b> | <b>Perempuan Female</b> | <b>Jumlah Total</b> |
|-----------------------------|-----------------------|-------------------------|---------------------|
| (1)                         | (2)                   | (3)                     | (4)                 |
| <b>Dosen</b>                | <b>28</b>             | <b>7</b>                | <b>35</b>           |
| Dosen Tetap                 | 28                    | 7                       | 35                  |
| Dosen Tidak Tetap           | 0                     | 0                       | 0                   |
| <b>Pegawai Tata Usaha</b>   | <b>12</b>             | <b>6</b>                | <b>18</b>           |
| Pegawai Tetap Yayasan       | 11                    | 6                       | 17                  |
| Pegawai Tidak Tetap Yayasan | 1                     | 0                       | 1                   |
| <b>Mahasiswa</b>            | <b>1 121</b>          | <b>803</b>              | <b>1 924</b>        |
| Tingkat 1                   | 209                   | 170                     | 379                 |
| Tingkat 2                   | 380                   | 253                     | 633                 |
| Tingkat 3                   | 267                   | 275                     | 542                 |
| Tingkat 4                   | 265                   | 105                     | 370                 |

Sumber/Source: Sekolah Tinggi Ilmu Ekonomi Pembangunan Nasional (STIE Pembnas) Kabupaten Nias / School of Economics of National Development (STIE Pembnas) Nias Regency



**Tabel 4.1.18** Banyaknya Mahasiswa Sekolah Tinggi Ilmu Ekonomi (STIE) Pembangunan Nasional Nias Menurut Program Studi, 2020  
*The Number of Students of the Nias National Development College of Economics (STIE) by According to the Study Program, 2020*

| <b>Nama Program Studi</b><br><i>Programs of Study</i> | <b>Jenjang</b><br><i>Level</i> | <b>Jumlah</b><br><i>Total</i> |
|---|--------------------------------|-------------------------------|
| (1)   | (2)                            | (3)                           |
| Manajemen (S1)<br><i>Management</i>                   | S1                             | ...                           |
| Akuntansi (D3)<br><i>Accounting</i>                   | D3                             | ...                           |
| <b>Nias</b>   |                                | <b>1 924</b>                  |

Sumber/Source: Sekolah Tinggi Ilmu Ekonomi Pembangunan Nasional (STIE Pembnas) Kabupaten Nias / *School of Economics of National Development (STIE Pembnas) Nias Regency*

**Tabel**  
**Table** 4.1.19

**Banyaknya Mahasiswa Sekolah Tinggi Ilmu Ekonomi (STIE) Pembangunan Nasional Nias Menurut Tingkat Pendidikan, 2020**  
***The Number of Students of the Nias National Development College of Economics (STIE) by Education Level, 2020***

| <b>Tingkat Pendidikan</b><br><b><i>Education Level</i></b> | <b>2020</b>  |
|--|--------------|
| (1)  | (2)          |
| Semester I   | 379          |
| Semester III   | 633          |
| Semester V   | 542          |
| Semester VII   | 370          |
| Semester > VIII  | 0            |
| <b>Nias</b>  | <b>1 924</b> |

Sumber/Source: Sekolah Tinggi Ilmu Ekonomi Pembangunan Nasional (STIE Pembnas) Kabupaten Nias / *School of Economics of National Development (STIE Pembnas) Nias Regency*

## 4.2 KESEHATAN HEALTH

**Tabel** 4.2.1 **Jumlah Desa Yang Memiliki Sarana Kesehatan Menurut Kecamatan di Kabupaten Nias, 2018-2020**  
**Table** **Number of Villages Having Health Facilities by Subdistrict in Nias Regency, 2018-2020**

| Kecamatan<br>Subdistrict | Rumah Sakit<br>Hospital |      |      |
|--------------------------|-------------------------|------|------|
|                          | 2018                    | 2019 | 2020 |
| (1)                      | (2)                     | (3)  | (4)  |
| Idanogawo                | -                       | -    | -    |
| Bawolato                 | -                       | -    | -    |
| Ulugawo                  | -                       | -    | -    |
| Gido                     | -                       | -    | -    |
| Sogaeadu                 | -                       | -    | -    |
| Ma'u                     | -                       | -    | -    |
| Somolo-molo              | -                       | -    | -    |
| Hiliduhu                 | -                       | -    | -    |
| Hiliserangkai            | -                       | -    | -    |
| Botomuzoi                | -                       | -    | -    |
| <b>Nias</b>              | -                       | -    | -    |

Lanjutan Tabel/*Continued Table* 4.2.1

| Kecamatan<br><i>Subdistrict</i> | Rumah Sakit Bersalin<br><i>Maternity Hospital</i> |      |      |
|---------------------------------|---|------|------|
|                                 | 2018  | 2019 | 2020 |
| (1)                             | (5)   | (6)  | (7)  |
| Idanogawo                       | -   | -    | -    |
| Bawolato                        | -   | -    | -    |
| Ulugawo                         | -   | -    | -    |
| Gido                            | -   | -    | -    |
| Sogaeadu                        | -   | -    | -    |
| Ma'u                            | -   | -    | -    |
| Somolo-molo                     | -   | -    | -    |
| Hiliduho                        | -   | -    | -    |
| Hiliserangkai                   | -   | -    | -    |
| Botomuzoi                       | -   | -    | -    |
| <b>Nias</b>                     | -   | -    | -    |

Lanjutan Tabel/*Continued Table 4.2.1*

| Kecamatan<br>Subdistrict | Poliklinik<br>Polyclinic |          |          |
|--------------------------|--------------------------|----------|----------|
|                          | 2018                     | 2019     | 2020     |
| (1)                      | (8)                      | (9)      | (10)     |
| Idanogawo                | –                        | 1        | 1        |
| Bawolato                 | –                        | 1        | 1        |
| Ulugawo                  | –                        | –        | –        |
| Gido                     | 1                        | –        | –        |
| Sogaeadu                 | –                        | 1        | 1        |
| Ma'u                     | –                        | –        | –        |
| Somolo-molo              | –                        | –        | –        |
| Hiliduho                 | –                        | –        | –        |
| Hiliserangkai            | –                        | –        | –        |
| Botomuzoi                | –                        | –        | –        |
| <b>Nias</b>              | <b>1</b>                 | <b>3</b> | <b>3</b> |

Lanjutan Tabel/*Continued Table* 4.2.1

| Kecamatan<br><i>Subdistrict</i> | Puskesmas<br><i>Public Health Center</i> |           |           |
|---------------------------------|--|-----------|-----------|
|                                 | 2018                                     | 2019      | 2020      |
| (1)                             | (11)                                     | (12)      | (13)      |
| Idanogawo                       | 2  | 3         | 2         |
| Bawolato                        | 1  | 1         | 1         |
| Ulugawo                         | –  | 1         | 1         |
| Gido                            | 1  | 1         | 1         |
| Sogaeadu                        | 1  | 1         | 1         |
| Ma'u                            | 1  | 1         | 1         |
| Somolo-molo                     | 1  | 1         | 1         |
| Hiliduho                        | 1  | 1         | 1         |
| Hiliserangkai                   | 2  | 2         | 2         |
| Botomuzoi                       | 1  | 1         | 1         |
| <b>Nias</b>                     | <b>11</b>                                | <b>13</b> | <b>12</b> |

Lanjutan Tabel/Continued Table 4.2.1

| Kecamatan<br>Subdistrict | Puskesmas Pembantu<br>Subsidiary of Public Health Center |           |           |
|--------------------------|--|-----------|-----------|
|                          | 2018   | 2019      | 2020      |
| (1)                      | (14)   | (15)      | (16)      |
| Idanogawo                | 3  | 3         | 3         |
| Bawolato                 | 8  | 9         | 9         |
| Ulugawo                  | 3  | 1         | 1         |
| Gido                     | 3  | 2         | 1         |
| Sogaeadu                 | 3  | 2         | 2         |
| Ma'u                     | 2  | 2         | 3         |
| Somolo-molo              | 1  | 1         | 1         |
| Hiliduho                 | 3  | 4         | 3         |
| Hiliserangkai            | 1  | 1         | 1         |
| Botomuzoi                | 2  | 3         | 2         |
| <b>Nias</b>              | <b>29</b>  | <b>28</b> | <b>26</b> |

Lanjutan Tabel/*Continued Table* 4.2.1

| Kecamatan<br>Subdistrict | Apotek<br>Pharmacy |      |      |
|--------------------------|--------------------|------|------|
|                          | 2018               | 2019 | 2020 |
| (1)                      | (17)               | (18) | (19) |
| Idanogawo                | -                  | -    | -    |
| Bawolato                 | -                  | -    | -    |
| Ulugawo                  | -                  | -    | -    |
| Gido                     | -                  | -    | -    |
| Sogaeadu                 | -                  | -    | -    |
| Ma'u                     | -                  | -    | -    |
| Somolo-molo              | -                  | -    | -    |
| Hiliduho                 | -                  | -    | -    |
| Hiliserangkai            | -                  | -    | -    |
| Botomuzoi                | -                  | -    | -    |
| <b>Nias</b>              | -                  | -    | -    |

Sumber/*Source*: BPS, Pendataan Potensi Desa (Podes)/BPS-Statistics Indonesia, Village Potential Data Collecting



**Tabel 4.2.2** Jumlah Tenaga Kesehatan Menurut Kecamatan, 2020  
**Table** Number of Medical personnel by Subdistrict , 2020

| Kecamatan<br>Subdistrict | Dokter<br>Doctor | Perawat<br>Nurse | Bidan<br>Midwife | Farmasi<br>Pharmaceutical | Ahli gizi<br>Nutritionist |
|--------------------------|------------------|------------------|------------------|---------------------------|---------------------------|
| (1)                      | (2)              | (3)              | (4)              | (5)                       | (6)                       |
| Idanogawo                | 1                | 13               | 33               | 1                         | 1                         |
| Bawolato                 | 1                | 12               | 13               | 2                         | 1                         |
| Ulugawo                  | 1                | 5                | 15               | 2                         | 1                         |
| Gido                     | 1                | 13               | 25               | 1                         | 1                         |
| Sogaeadu                 | 1                | 9                | 15               | 2                         | 2                         |
| Ma'u                     | 0                | 12               | 3                | 0                         | 0                         |
| Somolo-molo              | 1                | 3                | 9                | 2                         | 1                         |
| Hiliduho                 | 1                | 7                | 27               | 0                         | 0                         |
| Hiliserangkai            | 1                | 8                | 22               | 2                         | 1                         |
| Botomuzoi                | 2                | 7                | 21               | 2                         | 1                         |
| <b>Nias</b>              | <b>10</b>        | <b>89</b>        | <b>183</b>       | <b>14</b>                 | <b>9</b>                  |

Sumber/Source: Dinas Kesehatan Kabupaten Nias / Health Office of Nias Regency

**Tabel**  
**Table** 4.2.3**Banyaknya Tenaga Kesehatan Menurut Unit Kerja di Kabupaten Nias 2020**  
**Number of Medical Physicians by Job Unit in Nias Regency, 2020**

| Unit Kerja<br><i>Job Unit</i> | Tenaga Medis<br><i>Medical Physicians</i> |                         |                         |                                  |
|-------------------------------|---|-------------------------|-------------------------|----------------------------------|
|                               | Dokter<br><i>Doctor</i>                   | Perawat<br><i>Nurse</i> | Bidan<br><i>Midwife</i> | Farmasi<br><i>Pharmaceutical</i> |
| (1)                           | (2)                                       | (3)                     | (4)                     | (5)                              |
| Puskesmas Hiliduho            | 1   | 7                       | 27                      | 1                                |
| Puskesmas Botombowo           | 1   | 6                       | 19                      | 2                                |
| Puskesmas Botomuzoi           | 2   | 7                       | 21                      | 2                                |
| Puskesmas Hiliweto Gido       | 1   | 13                      | 25                      | 1                                |
| Puskesmas Somolo-molo         | 1   | 3                       | 9                       | 2                                |
| Puskesmas Ma'u                | 0   | 12                      | 3                       | 0                                |
| Puskesmas Idanogawo           | 1   | 10                      | 24                      | 2                                |
| Puskesmas Ulugawo             | 1   | 5                       | 15                      | 0                                |
| Puskesmas Bawolato            | 1   | 12                      | 13                      | 2                                |
| Puskesmas Sogaeadu            | 1   | 9                       | 15                      | 2                                |
| Puskesmas Ehosakhozi          | 0   | 2                       | 3                       | 0                                |
| Puskesmas Bozihona            | 0   | 3                       | 9                       | 0                                |
| <b>Jumlah/Total</b>           | <b>10</b>                                 | <b>89</b>               | <b>183</b>              | <b>14</b>                        |
| Instalasi Farmasi             | 0   | 0                       | 1                       | 3                                |
| Dinkes                        | 0   | 14                      | 8                       | 2                                |
| Rumah Sakit                   | 42  | 297                     | 162                     | 30                               |
| <b>Jumlah/Total</b>           | <b>42</b>                                 | <b>311</b>              | <b>171</b>              | <b>35</b>                        |
| <b>Nias</b>                   | <b>52</b>                                 | <b>400</b>              | <b>354</b>              | <b>49</b>                        |

Lanjutan Tabel/Continued Table 4.2.3

| Unit Kerja<br><i>Job Unit</i> | Tenaga Non Medis<br><i>Non- Medical Physicians</i> |  |                               |   |
|-------------------------------|--|--|-------------------------------|---|
|                               | Ahli Gizi<br><i>Nutrition</i>                      | Teknisi Medis<br><i>Medical Technician</i> | Sanitasi<br><i>Sanitarian</i> | Kesehatan Masyarakat<br><i>Human Health</i> |
| (1)                           | (2)  | (3)  | (4)                           | (5)   |
| Puskesmas Hiliduho            | 1  | 0  | 0                             | 1   |
| Puskesmas Botombowo           | 1  | 0  | 1                             | 1   |
| Puskesmas Botomuzoi           | 1  | 0  | 1                             | 1   |
| Puskesmas Hiliweto Gido       | 1  | 0  | 1                             | 1   |
| Puskesmas Somolomolo          | 2  | 0  | 1                             | 1   |
| Puskesmas Ma'u                | 0  | 0  | 0                             | 0   |
| Puskesmas Idanogawo           | 1  | 0  | 0                             | 0   |
| Puskesmas Ulugawo             | 0  | 0  | 1                             | 2   |
| Puskesmas Bawolato            | 1  | 0  | 1                             | 0   |
| Puskesmas Sogaeadu            | 1  | 0  | 0                             | 1   |
| Puskesmas Ehosakhozi          | 0  | 0  | 0                             | 0   |
| Puskesmas Bozihona            | 0  | 0  | 0                             | 0   |
| <b>Jumlah/Total</b>           | <b>9</b>   | <b>0</b>                                   | <b>6</b>                      | <b>8</b>                                    |
| Instalasi Farmasi             | 0  | 0  | 0                             | 0   |
| Labkesda                      | 0  | 0  | 0                             | 0   |
| Dinkes                        | 3  | 2  | 1                             | 18  |
| Rumah Sakit                   | 12   | 30   | 2                             | 11  |
| <b>Jumlah/Total</b>           | <b>15</b>  | <b>32</b>                                  | <b>3</b>                      | <b>29</b>                                   |
| <b>Nias</b>                   | <b>24</b>  | <b>32</b>                                  | <b>9</b>                      | <b>37</b>                                   |

Sumber/Source: Dinas Kesehatan Kabupaten Nias / Health Office of Nias Regency

**Tabel**  
**Table** 4.2.4**Banyaknya Dokter Spesialis, Dokter Umum, dan Dokter Gigi di Sarana Pelayanan Kesehatan di Kabupaten Nias, 2020**  
**Number of Specialist, General Physical and Dentist in Health Facilities Service in Nias Regency, 2020**

| Unit Kerja<br><i>Job Unit</i>                  | Dokter Spesialis<br><i>Specialist</i> | Dokter Umum<br>General<br><i>Physicians</i> | Dokter Gigi<br><i>Dentist</i> |
|--|---------------------------------------|---|-------------------------------|
| (1)  | (2)                                   | (3)   | (3)                           |
| Puskesmas Hiliduho                             | 0                                     | 1   | 0                             |
| Puskesmas Botombowo                            | 0                                     | 1   | 1                             |
| Puskesmas Botomuzoi                            | 0                                     | 2   | 0                             |
| Puskesmas Hiliweto Gido                        | 0                                     | 1   | 0                             |
| Puskesmas Somolomolo                           | 0                                     | 1   | 0                             |
| Puskesmas Ma'u                                 | 0                                     | 0   | 0                             |
| Puskesmas Idanogawo                            | 0                                     | 1   | 0                             |
| Puskesmas Ulugawo                              | 0                                     | 1   | 1                             |
| Puskesmas Bawolato                             | 0                                     | 1   | 0                             |
| Puskesmas Sogaeadu                             | 0                                     | 1   | 1                             |
| Puskesmas Ehosakhozi                           | 0                                     | 0   | 0                             |
| Puskesmas Bozhona                              | 0                                     | 0   | 0                             |
| <b>Jumlah/Total</b>                            | <b>0</b>                              | <b>10</b>                                   | <b>3</b>                      |
| Rumah Sakit/ Hospital                          | 15                                    | 42  | 2                             |
| Institusi Dinkes/ Health Office Institution    | 0                                     | 0   | 0                             |
| Sarana Kesehatan Lain/ Other Health Facilities | 0                                     | 0   | 0                             |
| Dinkes/ Health Office                          | 0                                     | 0   | 0                             |
| <b>Jumlah/Total</b>                            | <b>15</b>                             | <b>42</b>                                   | <b>2</b>                      |
| <b>Nias</b>                                    | <b>15</b>                             | <b>52</b>                                   | <b>5</b>                      |

Sumber/Source: Dinas Kesehatan Kabupaten Nias / Health Office of Nias Regency

**Tabel**  
**Table** 4.2.5

**Banyaknya Rumah Sakit Umum, Rumah Sakit Khusus, Rumah Bersalin, Puskesmas, Klinik/Balai Kesehatan, Posyandu, dan Polindes Menurut Kecamatan, 2020**  
**Number of General Hospital, Special Hospital, Maternity Hospital and Public Health Center, Medical Clinic, Integrated Service Post, Village Maternity Cottage by Subdistrict, 2020**

| Kecamatan<br>Subdistrict | Rumah Sakit<br>Umum<br>General<br>Hospital | Rumah Sakit<br>Khusus<br>Special<br>Hospital | Rumah<br>Bersalin<br>Maternity<br>Hospital | Puskesmas<br>Public Health Center |                     |
|--------------------------|--|--|--|-----------------------------------|---------------------|
|                          |  |  |  | Rawat<br>Inap                     | Tanpa Rawat<br>Inap |
| (1)                      | (2)  | (3)  | (4)  | (5)                               | (6)                 |
| Idanogawo                | 0  | 0  | 0  | 1                                 | 1                   |
| Bawolato                 | 0  | 0  | 0  | 1                                 | 0                   |
| Ulugawo                  | 0  | 0  | 0  | 1                                 | 0                   |
| Gido                     | 0  | 0  | 0  | 1                                 | 0                   |
| Sogaeadu                 | 0  | 0  | 0  | 0                                 | 1                   |
| Ma'u                     | 0  | 0  | 0  | 0                                 | 1                   |
| Somolo-molo              | 0  | 0  | 0  | 0                                 | 1                   |
| Hiliduho                 | 0  | 0  | 0  | 1                                 | 0                   |
| Hiliserangkai            | 0  | 0  | 0  | 1                                 | 1                   |
| Botomuzoi                | 0  | 0  | 0  | 1                                 | 0                   |
| <b>Nias</b>              | <b>0</b>                                   | <b>0</b>                                     | <b>0</b>                                   | <b>7</b>                          | <b>5</b>            |

Lanjutan Tabel/*Continued Table 4.2.5*

| Kecamatan<br><i>Subdistrict</i> | Puskesmas<br><i>Pembantu (Pustu)</i> | Klinik/Balai<br>Kesehatan<br><i>Medical Clinic</i> | Posyandu<br><i>Integrated<br/>Service Post</i> | Polindes/<br>Poskesdes |
|---------------------------------|--------------------------------------|--|--|------------------------|
| (1)                             | (7)                                  | (8)  | (9)  | (10)                   |
| Idanogawo                       | 3                                    | 1  | 11   | 5                      |
| Bawolato                        | 8                                    | 0  | 0  | 7                      |
| Ulugawo                         | 2                                    | 0  | 6  | 3                      |
| Gido                            | 3                                    | 0  | 12   | 6                      |
| Sogaeadu                        | 2                                    | 0  | 0  | 2                      |
| Ma'u                            | 4                                    | 0  | 7  | 2                      |
| Somolo-molo                     | 1                                    | 0  | 9  | 1                      |
| Hiliduho                        | 3                                    | 0  | 21   | 7                      |
| Hiliserangkai                   | 1                                    | 0  | 12   | 6                      |
| Botomuzoi                       | 2                                    | 0  | 0  | 7                      |
| <b>Nias</b>                     | <b>29</b>                            | <b>1</b>   | <b>78</b>                                      | <b>48</b>              |

Sumber/*Source*: Dinas Kesehatan Kabupaten Nias / *Health Office of Nias Regency*

**Tabel**  
**Table 4.2.6****Jumlah Kasus Penyakit Terbanyak Menurut Kecamatan dan Jenis Penyakit di Kabupaten Nias, 2020**  
**Number of Disease Cases by Subdistrict and Type of Disease in Nias Regency, 2020**

| Kecamatan<br>Subdistrict | Malaria<br>(Suspek)<br>Malaria<br>(Suspect) | TB Paru<br>Tuberculosis | Pneumonia<br>Balita<br>Pneumonia | Kusta<br>Leprosy | Tetanus<br>Neonatorum |
|--------------------------|---|-------------------------|----------------------------------|------------------|-----------------------|
| (1)                      | (2)   | (3)                     | (4)                              | (5)              | (6)                   |
| Idanogawo                | 293   | 18                      | 0                                | 0                | 0                     |
| Bawolato                 | 102   | 19                      | 0                                | 0                | 0                     |
| Ulugawo                  | 0   | 0                       | 0                                | 0                | 0                     |
| Gido                     | 8   | 0                       | 0                                | 0                | 0                     |
| Sogaeadu                 | 0   | 6                       | 0                                | 0                | 0                     |
| Ma'u                     | 16  | 0                       | 0                                | 0                | 0                     |
| Somolo-molo              | 0   | 3                       | 0                                | 0                | 0                     |
| Hiliduhu                 | 1   | 0                       | 0                                | 0                | 0                     |
| Hiliserangkai            | 3   | 0                       | 0                                | 0                | 0                     |
| Botomuzoi                | 0   | 11                      | 0                                | 0                | 0                     |
| <b>Nias</b>              | <b>423</b>                                  | <b>57</b>               | <b>0</b>                         | <b>0</b>         | <b>0</b>              |

Lanjutan Tabel/*Continued Table* 4.2.6

| Kecamatan<br>Subdistrict | Campak<br>(Suspek) | Diare<br>Diarrhoea | DBD<br>Dengue<br>Hemorrhagic<br>Fever | HIV       | AIDS     |
|--------------------------|--------------------|--------------------|---------------------------------------|-----------|----------|
| (1)                      | (7)                | (8)                | (9)                                   | (10)      | (11)     |
| Idanogawo                | 0                  | 103                | 12                                    | 3         | 0        |
| Bawolato                 | 0                  | 64                 | 5                                     | 0         | 0        |
| Ulugawo                  | 0                  | 3                  | 1                                     | 0         | 0        |
| Gido                     | 0                  | 52                 | 12                                    | 2         | 0        |
| Sogaeadu                 | 0                  | 13                 | 3                                     | 0         | 0        |
| Ma'u                     | 0                  | 0                  | 0                                     | 1         | 0        |
| Somolo-molo              | 0                  | 3                  | 0                                     | 0         | 0        |
| Hiliduho                 | 0                  | 11                 | 20                                    | 2         | 0        |
| Hiliserangkai            | 0                  | 23                 | 4                                     | 4         | 0        |
| Botomuzoi                | 0                  | 12                 | 1                                     | 2         | 0        |
| <b>Nias</b>              | <b>0</b>           | <b>284</b>         | <b>58</b>                             | <b>14</b> | <b>0</b> |

Sumber/Source: Dinas Kesehatan Kabupaten Nias / Health Office of Nias Regency



**Tabel** 4.2.7 **Jumlah Ibu Hamil, Melakukan Kunjungan K1, Melakukan Kunjungan K4, KEK dan Mendapat Tablet Zat Besi (Fe) di Kabupaten Nias, 2020**  
**Number of Pregnants Mother, K1 Visiting, K4 Visiting, Less Chronic Energy, and Iron in Nias Regency, 2020**

| Tahun<br>Year | Jumlah Ibu Hamil<br>Number of<br>Pregnant Mom | Melakukan<br>Kunjungan K1<br>K1 Visiting | Melakukan<br>Kunjungan K4<br>K4 Visiting | Kurang Energi<br>Kronis (KEK)<br>Less Chronic<br>Energy | Mendapat Zat<br>Besi (Fe)<br>Get an Iron |
|---------------|---|--|--|---|--|
| (1)           | (2)   | (3)                                      | (4)                                      | (5)   | (6)                                      |
| 2020          | 4 101   | 3 669                                    | 3 707                                    | 441   | 3 081                                    |

Sumber/Source: Dinas Kesehatan Kabupaten Nias / Health Office of Nias Regency

**Tabel** 4.2.8  
**Table**

**Banyaknya Kelahiran Menurut Penolong Kelahiran di  
Kabupaten Nias, 2020**  
*Number of Birth By Birth Helper in Nias Regency 2020*

| Tahun<br>Year | Tenaga Kesehatan<br>Health Officer | Non Tenaga<br>Kesehatan<br>Health Non<br>Officer | Jumlah<br>Total | Persentase Tenaga<br>Kesehatan<br>Percentage of<br>Health Officer |
|---------------|------------------------------------|--|-----------------|---|
| (1)           | (2)                                | (3)  | (4)             | (5)   |
| 2020          | 3 549                              | 0  | 3 549           | 90,7  |

Sumber/Source: Dinas Kesehatan Kabupaten Nias / Health Office of Nias Regency

**Tabel**  
**Table 4.2.9****Banyaknya Balita yang Pernah Mendapat Imunisasi Menurut Jenis Imunisasi di Kabupaten Nias, 2020**  
**Number of Babies Who Ever Got Immunisation By Type of Immunisation in Nias Regency, 2020**

| Kecamatan<br>Subdistrict | Jenis Imunisasi<br>Type of Immunisation |              |              |              |              |              |              |              |
|--------------------------|---|--------------|--------------|--------------|--------------|--------------|--------------|--------------|
|                          | BCG                                     | DPT          |              |              | POLIO        |              |              |              |
|                          |   | 1            | 2            | 3            | 1            | 2            | 3            | 4            |
| (1)                      | (2)                                     | (3)          | (4)          | (5)          | (6)          | (7)          | (8)          | (9)          |
| Idanogawo                | 467                                     | 451          | 451          | 435          | 451          | 451          | 445          | 433          |
| Bawolato                 | 310                                     | 311          | 273          | 299          | 309          | 309          | 306          | 306          |
| Ulugawo                  | 211                                     | 183          | 183          | 172          | 182          | 187          | 183          | 216          |
| Gido                     | 343                                     | 322          | 322          | 329          | 322          | 320          | 320          | 343          |
| Sogaeadu                 | 117                                     | 121          | 121          | 118          | 121          | 120          | 120          | 127          |
| Ma'u                     | 357                                     | 194          | 194          | 182          | 194          | 192          | 190          | 190          |
| Somolo-molo              | 201                                     | 107          | 107          | 105          | 107          | 107          | 105          | 103          |
| Hiliduho                 | 173                                     | 184          | 284          | 187          | 184          | 184          | 183          | 174          |
| Hiliserangkai            | 231                                     | 283          | 221          | 287          | 283          | 280          | 278          | 231          |
| Botomuzoi                | 343                                     | 167          | 167          | 169          | 167          | 167          | 160          | 161          |
| <b>Nias</b>              | <b>2 317</b>                            | <b>2 323</b> | <b>2 323</b> | <b>2 283</b> | <b>2 320</b> | <b>2 317</b> | <b>2 290</b> | <b>2 284</b> |

Lanjutan Tabel/*Continued Table 4.2.9*

| Kecamatan<br><i>Subdistrict</i> | BCG      | Jenis Imunisasi<br><i>Type of Immunisation</i> |          |          | Campak<br><i>Measles +<br/>Rubella</i> | Imunisasi<br>Lengkap |
|---------------------------------|----------|--|----------|----------|--|----------------------|
|                                 |          | Hepatitis<br>1                                 | 2        | 3        |  |                      |
| (1)                             | (2)      | (3)  | (4)      | (5)      | (6)                                    | (7)                  |
| Idanogawo                       | 0        | 0  | 0        | 0        | 312                                    | 479                  |
| Bawolato                        | 0        | 0  | 0        | 0        | 200                                    | 363                  |
| Ulugawo                         | 0        | 0  | 0        | 0        | 80                                     | 165                  |
| Gido                            | 0        | 0  | 0        | 0        | 270                                    | 364                  |
| Sogaeadu                        | 0        | 0  | 0        | 0        | 171                                    | 138                  |
| Ma'u                            | 0        | 0  | 0        | 0        | 40                                     | 154                  |
| Somolo-molo                     | 0        | 0  | 0        | 0        | 40                                     | 99                   |
| Hiliduho                        | 0        | 0  | 0        | 0        | 122                                    | 160                  |
| Hiliserangkai                   | 0        | 0  | 0        | 0        | 158                                    | 204                  |
| Botomuzoi                       | 0        | 0  | 0        | 0        | 110                                    | 151                  |
| <b>Nias</b>                     | <b>0</b> | <b>0</b>                                       | <b>0</b> | <b>0</b> | <b>1 503</b>                           | <b>2 277</b>         |

Sumber/*Source*: Dinas Kesehatan Kabupaten Nias / *Health Office of Nias Regency*

**Tabel**  
**Table** 4.2.10

**Jumlah Bayi Lahir, Bayi Berat Badan Lahir Rendah (BBLR),  
BBLR Dirujuk dan Bergizi Buruk Menurut Kecamatan di  
Kabupaten Nias, 2020**  
*Number of Births, Babies with Low Birth Weight  
(LBW), Treated (LBW), and Malnutrition Cases in Nias  
Regency, 2020*

| Kecamatan<br>Subdistrict | Bayi Lahir<br>Baby Birth | BBLR            |                    | Gizi Buruk<br>Malnutrition |
|--------------------------|--------------------------|-----------------|--------------------|----------------------------|
|                          |                          | Jumlah<br>Total | Dirujuk<br>Treated |                            |
| (1)                      | (2)                      | (3)             | (4)                | (5)                        |
| Idanogawo                | 718                      | 2               | 0                  | 5                          |
| Bawolato                 | 608                      | 2               | 0                  | 0                          |
| Ulugawo                  | 270                      | 2               | 0                  | 2                          |
| Gido                     | 571                      | 3               | 0                  | 4                          |
| Sogaeadu                 | 295                      | 1               | 0                  | 4                          |
| Ma'u                     | 259                      | 1               | 0                  | 9                          |
| Somolo-molo              | 171                      | 2               | 0                  | 0                          |
| Hiliduho                 | 252                      | 11              | 0                  | 0                          |
| Hiliserangkai            | 333                      | 0               | 0                  | 0                          |
| Botomuzoi                | 251                      | 0               | 0                  | 0                          |
| <b>Nias</b>              | <b>3 728</b>             | <b>24</b>       | <b>0</b>           | <b>24</b>                  |

Sumber/Source: Dinas Kesehatan Kabupaten Nias / Health Office of Nias Regency

**Tabel**  
**Table** 4.2.11**Banyaknya Klinik Keluarga Berencana (KKB) Menurut Kecamatan di Kabupaten Nias, 2020**  
*Number of Family Planning Clinic in Nias Regency, 2020*

| Kecamatan<br><i>Subdistrict</i> | KKB       |
|---------------------------------|-----------|
| (1)                             | (2)       |
| Idanogawo                       | 2         |
| Bawolato                        | 1         |
| Ulugawo                         | 1         |
| Gido                            | 2         |
| Sogaeadu                        | 1         |
| Ma'u                            | 1         |
| Somolo-molo                     | 1         |
| Hiliduho                        | 1         |
| Hiliserangkai                   | 2         |
| Botomuzoi                       | 1         |
| <b>Nias</b>                     | <b>13</b> |

Sumber/*Source*: Dinas Pengendalian Penduduk, Keluarga Berencana, Perempuan dan Perlindungan Anak Kabupaten Nias /  
*Department of Population Control, Family Planning, Women and Child Protection of Nias Regency*

**Tabel** 4.2.12 **Jumlah Petugas Sarana Pelayanan KB di Kabupaten Nias, 2020**  
**Table** *Number of Family Planning Service Facilities Officer by Subdistrict in Nias Regency, 2020*

| Kecamatan<br>Subdistrict | PPLKB    | PLKB      | PPKBD      | SUB PPKBD  |
|--------------------------|----------|-----------|------------|------------|
| (1)                      | (2)      | (3)       | (4)        | (5)        |
| Idanogawo                | 1        | 4         | 28         | 28         |
| Bawolato                 | 0        | 3         | 25         | 25         |
| Ulugawo                  | 0        | 3         | 14         | 14         |
| Gido                     | 1        | 3         | 21         | 21         |
| Sogaeadu                 | 0        | 2         | 11         | 11         |
| Ma'u                     | 0        | 2         | 11         | 11         |
| Somolo-molo              | 0        | 2         | 11         | 11         |
| Hiliduho                 | 1        | 5         | 16         | 16         |
| Hiliserangkai            | 0        | 6         | 15         | 15         |
| Botomuzoi                | 1        | 4         | 18         | 18         |
| <b>Nias</b>              | <b>4</b> | <b>34</b> | <b>170</b> | <b>170</b> |

Sumber/Source: Dinas Pengendalian Penduduk, Keluarga Berencana, Perempuan dan Perlindungan Anak Kabupaten Nias /  
 Department of Population Control, Family Planning, Women and Child Protection of Nias Regency

**Tabel**  
**Table** 4.2.13

**Jumlah Pasangan Usia Subur, Akseptor Aktif, Akseptor Baru dan KB Mandiri di Kabupaten Nias, 2020**  
**Number of Fertile Age Couple, Active Acceptor, New Acceptor, Self Family Planning in Nias Regency, 2020**

| <b>Uraian</b><br><b>Description</b> | <b>2020</b> |
|-------------------------------------|-------------|
| (1)                                 | (2)         |
| <b>P U S</b>                        | 23 840      |
| <b>Akseptor Aktif (Fase IV)</b>     |             |
| - Target                            | 15 734,4    |
| - Realisasi                         | 16 036      |
| - Persentase                        | 101,92      |
| <b>Akseptor Baru</b>                |             |
| - Target                            | 11 824,64   |
| - Realisasi                         | 1 984       |
| - Persentase                        | 17,12       |
| <b>KB Mandiri</b>                   |             |
| - Target                            | 0           |
| - Realisasi                         | 0           |
| - Persentase                        | 0           |

Sumber/Source: Dinas Pengendalian Penduduk, Keluarga Berencana, Perempuan dan Perlindungan Anak Kabupaten Nias / Department of Population Control, Family Planning, Women and Child Protection of Nias Regency



**Tabel** 4.2.14 **Pencapaian PUS, Akseptor Baru, Akseptor Aktif dan KB Mandiri di Kabupaten Nias, 2020**  
**Realization of Fertile Couple, New Acceptor, Active Acceptor, and Self Family Planning by SubSubdistrict in Nias Regency, 2020**

| Kecamatan<br>Subdistrict | PUS<br>Fertile Couple | Akseptor Baru<br>Active Acceptor | Akseptor Aktif<br>New Acceptor | KB Mandiri<br>Self Family<br>Planning |
|--------------------------|-----------------------|----------------------------------|--------------------------------|---------------------------------------|
| (1)                      | (2)                   | (3)                              | (4)                            | (5)                                   |
| Idanogawo                | 4 556                 | 219                              | 3 041                          | 6                                     |
| Bawolato                 | 3 947                 | 645                              | 3 000                          | 0                                     |
| Ulugawo                  | 1 884                 | 78                               | 878                            | 0                                     |
| Gido                     | 2 887                 | 248                              | 1 959                          | 0                                     |
| Sogaeadu                 | 2 049                 | 77                               | 1 637                          | 0                                     |
| Ma'u                     | 2 353                 | 179                              | 1 659                          | 0                                     |
| Somolo-molo              | 1 161                 | 136                              | 781                            | 0                                     |
| Hiliduho                 | 1 549                 | 105                              | 705                            | 0                                     |
| Hiliserangkai            | 1 882                 | 206                              | 1 338                          | 0                                     |
| Botomuzoi                | 1 572                 | 91                               | 1 038                          | 0                                     |
| <b>Nias</b>              | <b>23 840</b>         | <b>1 984</b>                     | <b>16 036</b>                  | <b>6</b>                              |

Sumber/Source: Dinas Pengendalian Penduduk, Keluarga Berencana, Perempuan dan Perlindungan Anak Kabupaten Nias /  
 Department of Population Control, Family Planning, Women and Child Protection of Nias Regency

**Tabel**  
**Table** 4.2.15

**Jumlah Akseptor Aktif Menurut Alat Kontrasepsi Yang Digunakan dan Kecamatan di Kabupaten Nias, 2020**  
**Number of Active Acceptor by Contraceptives Used And Subdistrict in Nias Regency, 2020**

| Kecamatan<br>Subdistrict | Aksesor Aktif<br>New Acceptor |              |            |              |              |              |              | Jumlah<br>Total |
|--------------------------|-------------------------------|--------------|------------|--------------|--------------|--------------|--------------|-----------------|
|                          | IUD                           | MOW          | MOP        | KONDOM       | IMPLANT      | SUNTIKAN     | PIL          |                 |
| (1)                      | (2)                           | (3)          | (4)        | (5)          | (6)          | (7)          | (8)          | (9)             |
| Idanogawo                | 367                           | 232          | 8          | 485          | 711          | 741          | 497          | 3 041           |
| Bawolato                 | 387                           | 195          | 104        | 413          | 568          | 787          | 546          | 3 000           |
| Ulugawo                  | 11                            | 73           | 4          | 147          | 109          | 350          | 184          | 878             |
| Gido                     | 286                           | 470          | 156        | 279          | 304          | 319          | 145          | 1 959           |
| Sogaeadu                 | 404                           | 64           | 10         | 128          | 424          | 343          | 264          | 1 637           |
| Ma'u                     | 288                           | 343          | 156        | 141          | 187          | 285          | 259          | 1 659           |
| Somolo-molo              | 120                           | 5            | 10         | 69           | 275          | 174          | 128          | 781             |
| Hiliduho                 | 129                           | 94           | 0          | 48           | 172          | 202          | 60           | 705             |
| Hiliserangkai            | 267                           | 47           | 2          | 77           | 230          | 434          | 281          | 1 338           |
| Botomuzoi                | 293                           | 80           | 26         | 76           | 325          | 175          | 63           | 1 038           |
| <b>Nias</b>              | <b>2 552</b>                  | <b>1 603</b> | <b>476</b> | <b>1 863</b> | <b>3 305</b> | <b>3 810</b> | <b>2 427</b> | <b>16 036</b>   |

Sumber/Source: Dinas Pengendalian Penduduk, Keluarga Berencana, Perempuan dan Perlindungan Anak Kabupaten Nias /  
Department of Population Control, Family Planning, Women and Child Protection of Nias Regency

### 4.3 AGAMA DAN SOSIAL LAINNYA RELIGION AND OTHER SOCIAL AFFAIRS

**Tabel 4.3.1** Jumlah Penduduk Menurut Kecamatan dan Agama yang Dianut di Kabupaten Nias, 2020  
*Population by Subdistrict and Religion in Nias Regency, 2020*

| Kecamatan<br>Subdistrict | Islam        | Protestan<br>Protestant | Katolik<br>Catholic | Hindu    | Budha<br>Buddha | Lainnya<br>Others |
|--------------------------|--------------|-------------------------|---------------------|----------|-----------------|-------------------|
| (1)                      | (2)          | (3)                     | (4)                 | (5)      | (6)             | (7)               |
| Idanogawo                | 830          | 23 560                  | 1 638               | 0        | 0               | 0                 |
| Bawolato                 | 490          | 16 989                  | 2 303               | 0        | 0               | 0                 |
| Ulugawo                  | 0            | 7 461                   | 568                 | 0        | 0               | 0                 |
| Gido                     | 132          | 25 492                  | 3 679               | 0        | 0               | 0                 |
| Sogaeadu                 | 8            | 6 038                   | 79                  | 0        | 0               | 0                 |
| Ma'u                     | 0            | 11 005                  | 1 300               | 0        | 0               | 0                 |
| Somolo-molo              | 0            | 4 002                   | 1 384               | 0        | 0               | 0                 |
| Hiliduho                 | 0            | 7 612                   | 3 080               | 0        | 0               | 0                 |
| Hiliserangkai            | 0            | 11 270                  | 3 537               | 0        | 0               | 0                 |
| Botomuzoi                | 55           | 5 796                   | 1 730               | 0        | 0               | 0                 |
| <b>Nias</b>              | <b>1 515</b> | <b>119 225</b>          | <b>19 298</b>       | <b>0</b> | <b>0</b>        | <b>0</b>          |

Sumber/Source: Kementerian Agama Kabupaten Nias / Ministry of Religius Affairs in Nias Regency

**Tabel**  
**Table 4.3.2****Jumlah Tempat Peribadatan Menurut Kecamatan di  
Kabupaten Nias, 2020**  
*Number of Places of Worship by Subdistrict in Nias Regency,  
2020*

| Kecamatan<br>Subdistrict | Masjid<br>Mosque | Mushola<br>Pray<br>Room | Gereja<br>Protestan<br>Protestant<br>Church | Gereja<br>Katholik<br>Catholic<br>Church | Pura<br>Temple | Vihara   |
|--------------------------|------------------|-------------------------|---|--|----------------|----------|
| (1)                      | (2)              | (3)                     | (4)   | (5)                                      | (6)            | (7)      |
| Idanogawo                | 3                | 0                       | 85  | 9  | 0              | 0        |
| Bawolato                 | 2                | 0                       | 84  | 11                                       | 0              | 0        |
| Ulugawo                  | 0                | 0                       | 26  | 4  | 0              | 0        |
| Gido                     | 3                | 0                       | 114   | 15                                       | 0              | 0        |
| Sogaeadu                 | 1                | 0                       | 29  | 1  | 0              | 0        |
| Ma'u                     | 0                | 0                       | 56  | 6  | 0              | 0        |
| Somolo-molo              | 0                | 0                       | 16  | 4  | 0              | 0        |
| Hiliduho                 | 1                | 0                       | 42  | 10                                       | 0              | 0        |
| Hiliserangkai            | 0                | 0                       | 45  | 8  | 0              | 0        |
| Botomuzoi                | 0                | 0                       | 23  | 6  | 0              | 0        |
| <b>Nias</b>              | <b>10</b>        | <b>0</b>                | <b>520</b>                                  | <b>74</b>                                | <b>0</b>       | <b>0</b> |

Sumber/Source: Kementerian Agama Kabupaten Nias / Ministry of Religious Affairs in Nias Regency

**Tabel 4.3.3** Jumlah Desa yang Mengalami Bencana Alam Menurut Kecamatan di Kabupaten Nias, 2018, 2019, dan 2020  
**Table** Number of Villages/Kelurahan that Had Natural Disaster by Subdistrict in Nias Regency, 2018, 2019, and 2020

| Kecamatan<br>Subdistrict | Banjir/Flood |           |           |
|--------------------------|--------------|-----------|-----------|
|                          | 2018         | 2019      | 2020      |
| (1)                      | (2)          | (3)       | (4)       |
| Idanogawo                | 4            | 1         | 2         |
| Bawolato                 | 8            | 6         | 6         |
| Ulugawo                  | 6            | 10        | 3         |
| Gido                     | 10           | 8         | 5         |
| Sogaeadu                 | –            | 3         | –         |
| Ma'u                     | –            | 11        | 10        |
| Somolo-molo              | –            | –         | –         |
| Hiliduho                 | –            | –         | –         |
| Hiliserangkai            | 1            | –         | –         |
| Botomuzoi                | –            | –         | –         |
| <b>Nias</b>              | <b>29</b>    | <b>39</b> | <b>26</b> |

Lanjutan Tabel/*Continued Table* 4.3.3

| Kecamatan<br>Subdistrict | Gempa Bumi/ <i>Earthquake</i> |            |           |
|--------------------------|-------------------------------|------------|-----------|
|                          | 2018                          | 2019       | 2020      |
| (1)                      | (5)                           | (6)        | (7)       |
| Idanogawo                | 28                            | 28         | 10        |
| Bawolato                 | 25                            | 25         | –         |
| Ulugawo                  | 14                            | 14         | 3         |
| Gido                     | 21                            | 21         | –         |
| Sogaeadu                 | 11                            | 11         | 1         |
| Ma'u                     | 11                            | 11         | –         |
| Somolo-molo              | 11                            | 11         | –         |
| Hiliduho                 | 16                            | 16         | –         |
| Hiliserangkai            | 15                            | 15         | –         |
| Botomuzoi                | 18                            | 18         | –         |
| <b>Nias</b>              | <b>170</b>                    | <b>170</b> | <b>14</b> |

Lanjutan Tabel/*Continued Table 4.3.3*

| Kecamatan<br>Subdistrict | Tanah Longsor/ <i>Landslide</i> |           |           |
|--------------------------|---------------------------------|-----------|-----------|
|                          | 2018                            | 2019      | 2020      |
| (1)                      | (8)                             | (9)       | (10)      |
| Idanogawo                | 3                               | 3         | 1         |
| Bawolato                 | –                               | 3         | –         |
| Ulugawo                  | 6                               | 6         | 8         |
| Gido                     | 1                               | 2         | 6         |
| Sogaeadu                 | –                               | 3         | 1         |
| Ma'u                     | –                               | 2         | 2         |
| Somolo-molo              | 1                               | –         | –         |
| Hiliduho                 | –                               | –         | –         |
| Hiliserangkai            | 5                               | 2         | 1         |
| Botomuzoi                | –                               | –         | 1         |
| <b>Nias</b>              | <b>16</b>                       | <b>21</b> | <b>20</b> |

Sumber/*Source*: BPS, Pendataan Potensi Desa (Podes)/BPS-Statistics Indonesia, Village Potential Data Collecting

**Tabel**  
**Table** 4.3.4

**Jumlah Nikah, Talak dan Cerai di Kabupaten Nias, 2019-2020**  
**Number of Marriages and Divorces in Nias Regency, 2019-2020**

| Tahun<br>Year | Nikah <sup>1</sup><br>Marriage | Cerai Talak<br>Divorce by Talak | Cerai Gugat<br>Divorce by Petition |
|---------------|--------------------------------|---------------------------------|------------------------------------|
| (1)           | (2)                            | (3)                             | (4)                                |
| 2019          | -                              | -                               | -                                  |
| 2020          | 18                             | -                               | 1                                  |

Sumber/Source: Pengadilan Agama Gunungsitoli / Religious Court of Gunungsitoli

<sup>1</sup> Kementerian Agama Kabupaten Nias / Ministry of Religious Affairs in Nias Regency



**Tabel** 4.3.5 **Banyaknya Surat Nikah yang Dikeluarkan Menurut Kecamatan di Kabupaten Nias, 2020**  
**Table** 4.3.5 **Number of Marriage Certificate Printed Out by Subdistrict in Nias Regency, 2020**

| Kecamatan<br>Subdistrict | 2020      |
|--------------------------|-----------|
| (1)                      | (2)       |
| Idanogawo                | 10        |
| Bawolato                 | 4         |
| Ulugawo                  | 0         |
| Gido                     | 4         |
| Sogaeadu                 | 0         |
| Ma'u                     | 0         |
| Somolo-molo              | 0         |
| Hiliduho                 | 0         |
| Hiliserangkai            | 0         |
| Botomuzoi                | 0         |
| <b>Nias</b>              | <b>18</b> |

Sumber/Source: Kementerian Agama Kabupaten Nias / Ministry of Religius Affairs in Nias Regency

**Tabel 4.3.6** Jumlah Perceraian Menurut Faktor di Kabupaten Nias, 2019-2020  
**Table** *Number of Divorces by Factors in Nias Regency, 2019-2020*

| Tahun<br>Year | Zina<br>Adultery | Mabuk<br>Drunk | Madat<br>Drug<br>Addict | Judi<br>Gambling | Meninggal-<br>kan Salah<br>Satu Pihak<br>Split Up | Dihukum<br>Penjara<br>Jail | Poligami<br>Polygay | Kekerasan<br>Dalam<br>Rumah<br>Tangga<br>Domestic<br>Violence |
|---------------|------------------|----------------|-------------------------|------------------|---|----------------------------|---------------------|---|
| (1)           | (2)              | (3)            | (4)                     | (5)              | (6)   | (7)                        | (8)                 | (9)   |
| 2019          | -                | -              | -                       | -                | -   | -                          | -                   | -   |
| 2020          | -                | -              | -                       | -                | 1   | -                          | -                   | -   |

Lanjutan Tabel/*Continued Table 4.3.6*

| <b>Tahun<br/>Year</b> | <b>Cacat<br/>Badan<br/>Disability</b> | <b>Perselisihan<br/>dan<br/>Pertengkaran<br/>Terus Menerus<br/>Constant<br/>Disputes and<br/>Quarrel</b> | <b>Kawin<br/>Paksa<br/>Forced<br/>Marriage</b> | <b>Murtad<br/>Apostate</b> | <b>Ekonomi<br/>Economy</b> | <b>Lain-lain<br/>Others</b> | <b>Jumlah<br/>Total</b> |
|-----------------------|---------------------------------------|--|--|----------------------------|----------------------------|-----------------------------|-------------------------|
| (1)                   | (10)                                  | (11)   | (12)   | (13)                       | (14)                       | (15)                        | (16)                    |
| 2019                  | -                                     | -  | -  | -                          | -                          | -                           | -                       |
| 2020                  | -                                     | -  | -  | -                          | -                          | -                           | 1                       |

Sumber/*Source*: Pengadilan Agama Gunungsitoli / *Religious Court of Gunungsitoli*

**Tabel**  
**Table** 4.3.7**Banyaknya Cerai Menurut Kecamatan di Kabupaten Nias, 2020**  
**Number of Divorces by Subdistrict in Nias Regency, 2020**

| Kecamatan<br>Subdistrict | 2020     |
|--------------------------|----------|
| (1)                      | (2)      |
| Idanogawo                | 1        |
| Bawolato                 | -        |
| Ulugawo                  | -        |
| Gido                     | -        |
| Sogaeadu                 | -        |
| Ma'u                     | -        |
| Somolo-molo              | -        |
| Hiliduho                 | -        |
| Hiliserangkai            | -        |
| Botomuzoi                | -        |
| <b>Nias</b>              | <b>1</b> |

Sumber/Source: Pengadilan Agama Gunungsitoli / Religious Court of Gunungsitoli

**Tabel**  
**Table** 4.3.8**Banyaknya Perkara Yang Diterima dan Diputuskan Setiap Bulan di Kabupaten Nias, 2020**  
**Number of Received Cases by Month in Nias Regency, 2020**

| <b>Bulan</b><br><b>Month</b> | <b>Sisa Bulan Lalu</b><br><b>Rest of Last</b><br><b>Month</b> | <b>Baru</b><br><b>New</b> | <b>Jumlah</b><br><b>Total</b> | <b>Diputuskan</b><br><b>Solved</b> | <b>Sisa</b><br><b>Unsolved</b> |
|------------------------------|---|---------------------------|-------------------------------|------------------------------------|--------------------------------|
| (1)                          | (2)   | (3)                       | (4)                           | (5)                                | (6)                            |
| Januari/January              | -   | -                         | -                             | -                                  | -                              |
| Februari/February            | -   | 1                         | 1                             | -                                  | 1                              |
| Maret/March                  | 1   | -                         | 1                             | 1                                  | -                              |
| April/April                  | -   | -                         | -                             | -                                  | -                              |
| Mei/May                      | -   | -                         | -                             | -                                  | -                              |
| Juni/June                    | -   | -                         | -                             | -                                  | -                              |
| Juli/July                    | -   | -                         | -                             | -                                  | -                              |
| Agustus/August               | -   | -                         | -                             | -                                  | -                              |
| September/September          | -   | -                         | -                             | -                                  | -                              |
| Oktober/October              | -   | -                         | -                             | -                                  | -                              |
| November/November            | -   | -                         | -                             | -                                  | -                              |
| Desember/December            | -   | -                         | -                             | -                                  | -                              |
| <b>Nias</b>                  | <b>1</b>  | <b>1</b>                  | <b>2</b>                      | <b>1</b>                           | <b>1</b>                       |

Sumber/Source: Pengadilan Agama Gunungsitoli / Religious Court of Gunungsitoli

**Tabel**  
**Table** 4.3.9

**Jumlah Jasa Sosial Kemasyarakatan di Kabupaten Nias,  
2020**  
*Number of Social Services in Nias Regency, 2020*

| Jasa Sosial Kemasyarakatan<br><i>Social Service of Social</i>                  | Jumlah (satuan)<br><i>Total (unit)</i> | Anggota (orang)<br><i>Member (people)</i> |
|--|--|---|
| (1)  | (2)                                    | (3)                                       |
| <b>Organisasi Sosial</b><br><b>Social Organization</b>                         |  |   |
| <i>Panti Asuhan</i><br><i>orphanage</i>  | 2                                      | 94  |
| <i>Panti Jompo</i><br><i>Nursing Home</i>                                      | 0                                      | 0   |
| <b>Organisasi Bantuan Kemanusiaan</b><br><b>Humanitarian Aid Organizations</b> |  |   |
| <i>Kelompok Usaha Bersama (KUBE)</i><br><i>Group Joint</i>                     | 0                                      | 0   |
| <i>Komunitas Adat Terpencil (KAT)</i><br><i>Isolated Traditional Community</i> | 4                                      | 170                                       |

Sumber/Source: Dinas Sosial Kabupaten Nias / Department Social of Nias Regency

**Tabel 4.3.10** Jumlah Panti Asuhan menurut Kecamatan di Kabupaten Nias, 2020  
**Table** *Number of Charitable Institution by District in Nias Regency, 2020*

| Kecamatan<br>Subdistrict | Pemerintah<br>State |                       |                      | Swasta dan Subsidi<br>Private and Subsidized |                       |                      |
|--------------------------|---------------------|-----------------------|----------------------|--|-----------------------|----------------------|
|                          | Jumlah<br>Total     | Kapasitas<br>Capacity | Penghuni<br>Occupant | Jumlah<br>Total                              | Kapasitas<br>Capacity | Penghuni<br>Occupant |
| (1)                      | (2)                 | (3)                   | (4)                  | (5)  | (6)                   | (7)                  |
| Idanogawo                | -                   | -                     | -                    | -  | -                     | -                    |
| Bawolato                 | -                   | -                     | -                    | -  | -                     | -                    |
| Ulugawo                  | -                   | -                     | -                    | -  | -                     | -                    |
| Gido                     | -                   | -                     | -                    | 2  | 94                    | 94                   |
| Sogaeadu                 | -                   | -                     | -                    | -  | -                     | -                    |
| Ma'u                     | -                   | -                     | -                    | -  | -                     | -                    |
| Somolo-molo              | -                   | -                     | -                    | -  | -                     | -                    |
| Hiliduho                 | -                   | -                     | -                    | -  | -                     | -                    |
| Hiliserangkai            | -                   | -                     | -                    | -  | -                     | -                    |
| Botomuzoi                | -                   | -                     | -                    | -  | -                     | -                    |
| <b>Nias</b>              | -                   | -                     | -                    | -  | -                     | -                    |

Sumber/Source: Dinas Sosial Kabupaten Nias / Department Social of Nias Regency

**Tabel**  
**Table** 4.3.11

**Jumlah Penyandang Masalah Kesejahteraan Sosial  
Menurut Kecamatan di Kabupaten Nias, 2020**  
*Number of social welfare problem by Subdistrict in Nias  
Regency, 2020*

| Jumlah Penyandang Masalah Kesejahteraan Sosial<br><i>Number of social welfare problem</i> |   |                                    |   |   |                                       |   |  |
|---|---|------------------------------------|---|---|---------------------------------------|---|--|
| <b>Kecamatan<br/>Subdistrict</b>  | <b>Balita<br/>Terlantar<br/>Abandoned<br/>Toddler</b> | <b>Anak<br/>Terlantar<br/>Waif</b> | <b>Anak<br/>Jalanan<br/>Street<br/>Children</b> | <b>Anak<br/>Jermal<br/>Children<br/>Jermals</b> | <b>Anak<br/>Nakal<br/>Son Naughty</b> | <b>Korban<br/>Narkotika<br/>Narcotics<br/>Victims</b> | <b>Wanita<br/>Rawan<br/>Tindak<br/>Kekerasan<br/>Women<br/>Prone to<br/>Violence</b> |
| (1)   | (2)   | (3)                                | (4)   | (5)   | (6)                                   | (7)   | (8)  |
| Idanogawo   | 2   | 10                                 | 2   | 0   | 2                                     | 0   | 1  |
| Bawolato  | 21  | 11                                 | 2   | 0   | 3                                     | 0   | 0  |
| Ulugawo   | 28  | 37                                 | 2   | 0   | 3                                     | 0   | 0  |
| Gido  | 32  | 71                                 | 2   | 0   | 2                                     | 0   | 0  |
| Sogaeadu  | 2   | 5                                  | 1   | 0   | 2                                     | 0   | 0  |
| Ma'u  | 3   | 5                                  | 1   | 0   | 2                                     | 0   | 0  |
| Somolo-molo   | 0   | 3                                  | 4   | 0   | 0                                     | 0   | 0  |
| Hiliduho  | 1   | 13                                 | 1   | 0   | 0                                     | 0   | 1  |
| Hiliserangkai   | 0   | 5                                  | 1   | 0   | 1                                     | 0   | 0  |
| Botomuzoi   | 1   | 2                                  | 1   | 0   | 0                                     | 0   | 0  |
| <b>Nias</b>   | <b>90</b>   | <b>162</b>                         | <b>17</b>                                       | <b>0</b>  | <b>15</b>                             | <b>0</b>  | <b>2</b>   |

Sumber/Source: Dinas Sosial Kabupaten Nias / Department Social of Nias Regency



#### 4.4 KEMISKINAN POVERTY

**Tabel** 4.4.1 **Garis Kemiskinan, Jumlah, dan Persentase Penduduk Miskin di Kabupaten Nias, 2013–2020**  
*Poverty Line, Number, and Percentage of Poor People in Nias Regency, 2013–2020*

| Tahun<br>Year | Garis Kemiskinan<br>(rupiah/kapita/bulan)<br>Poverty Line<br>(rupiah/capita/month) | Jumlah Penduduk<br>Miskin (ribu)<br>Number of Poor People<br>(thousand) | Persentase Penduduk<br>Miskin<br>Percentage of Poor<br>People |
|---------------|--|---|---|
| (1)           | (2)  | (3)   | (4)   |
| 2013          | 276 654  | 23,28   | 17,28   |
| 2014          | 280 008  | 22,21   | 16,39   |
| 2015          | 287 527  | 24,53   | 18,05   |
| 2016          | 330 111  | 24,11   | 17,64   |
| 2017          | 346 374  | 24,88   | 18,11   |
| 2018          | 353 141  | 22,61   | 16,37   |
| 2019          | 361 698  | 22,10   | 15,94   |
| 2020          | 405 355  | 23,12   | 16,60   |

Sumber/Source: BPS, Survei Sosial Ekonomi Nasional Maret/BPS-Statistics Indonesia, March National Socioeconomic Survey

**Tabel**  
**Table** 4.4.2

**Indeks Kedalaman Kemiskinan dan Indeks Keparahan Kemiskinan di Kabupaten Nias , 2013–2020**  
**Poverty Gap Index and Poverty Severity Index in Nias Regency, 2013–2020**

| Tahun<br>Year | Indeks Kedalaman Kemiskinan<br>Poverty Gap Index | Indeks Keparahan Kemiskinan<br>Poverty Severity Index |
|---------------|--|---|
| (1)           | (2)  | (3)   |
| 2013          | 1,93   | 0,33  |
| 2014          | 1,65   | 0,31  |
| 2015          | 3,31   | 1,01  |
| 2016          | 2,53   | 0,52  |
| 2017          | 2,05   | 0,36  |
| 2018          | 2,45   | 0,55  |
| 2019          | 2,53   | 0,59  |
| 2020          | 1,91   | 0,32  |

Sumber/Source: BPS, Survei Sosial Ekonomi Nasional Maret/BPS-Statistics Indonesia, March National Socioeconomic Survey





**PERTANIAN, KEHUTANAN,  
PETERNAKAN, DAN PERIKANAN**  
*AGRICULTURE, FORESTRY,  
LIVESTOCK, AND FISHERY*

**BAB**  
*Chapter*

**05**

<https://niaskab.bps.go.id>



**PENJELASAN TEKNIS**

1. Lahan sawah adalah lahan pertanian yang berpetak-petak dan dibatasi oleh pematang (galangan), saluran untuk menahan/ menyalurkan air, yang biasanya ditanami padi sawah tanpa memandang dari mana diperoleh atau status lahan tersebut. Lahan yang dimaksud termasuk lahan yang terdaftar di Pajak Bumi Bangunan, luran Pembangunan Daerah, lahan bengkok, lahan serobotan, lahan rawa yang ditanami padi dan lahan bekas tanaman tahunan yang telah dijadikan sawah, baik yang ditanami padi, palawija atau tanaman semusim lainnya.
2. Tegal/Kebun adalah lahan pertanian bukan sawah (lahan kering) yang ditanami tanaman semusim atau tahunan dan terpisah dengan halaman sekitar rumah serta penggunaannya tidak berpindah pindah.
3. Ladang/Huma adalah lahan pertanian bukan sawah (lahan kering) yang biasanya ditanami tanaman semusim dan penggunaannya hanya semusim atau dua musim, kemudian akan ditinggalkan bila sudah tidak subur lagi (berpindah-pindah). Kemungkinan lahan ini beberapa tahun kemudian akan dikerjakankembali jika sudah

**TECHNICAL NOTES**

1. *Wetland is agricultural land that separated by small dykes to resist water, where the main crop is usually wetland paddy without considering where it is got from or the status of the land. It includes the land that is registered at land income tax office, regional development contribution, 'bengkok' land, illegal ownership, swamps for rice cultivation, and annual crop land mark that has been used as rice field, which are both planted with paddy, secondary crops or the other seasonal crops.*
2. *Dry field/Garden is a dryland (unirrigated land) which is planted with seasonal or annual crops and separately from the yard around the house without shifting*
3. *Unirrigated agricultural field / Shifting cultivation land is dryland (unirrigated land) that usually is cultivated for seasonal crops and utilized only for one or two seasons, then it will be left when it is not fertile (shifting). Maybe, this land will be used again in a few years if it has been fertile.*

- subur.
4. Lahan yang sementara tidak diusahakan adalah lahan yang biasanya diusahakan tetapi untuk sementara (lebih dari 1 (satu) tahun tetapi kurang dari atau sama dengan 2 (dua) tahun) tidak diusahakan, termasuk lahan sawah yang tidak diusahakan selama lebih dari 2 (dua) tahun.
  5. Data pokok tanaman pangan yang dikumpulkan adalah luas panen dan produktivitas (hasil per hektar). Produksi tanaman pangan merupakan hasil perkalian antara luas panen dengan produktivitas. Pengumpulan data luas panen dilakukan setiap bulan dengan pendekatan area kecamatan di seluruh wilayah Indonesia. Pengumpulan data produktivitas dilakukan melalui pengukuran langsung pada plot ubinan berukuran 2½ m x 2½ m. Pengumpulan data produktivitas dilakukan setiap subround (empat bulanan) pada waktu panen petani.
  6. Data produksi padi dan palawija yang disajikan adalah dalam kualitas: gabah kering giling (padi), pipilan kering (jagung), biji kering (kedelai dan kacang tanah), dan umbi basah (ubi kayu dan ubi jalar).
  4. *Temporarily unused land is land that is regularly used but temporarily (more than a year but less or equal than two years) is unused, it includes wetland that is not cultivated more than two years.*
  5. *The main food crops data collected consists of harvested area and productivity (yield per hectare). Food crops production is generated by harvested area multiplied by productivity. The harvested area data is collected every month using sub subdistrict area approach in all sub subdistrict in Indonesia. The productivity data collection is conducted by a direct measurement in 2½m x 2½m crop cutting plot. The productivity measurement is conducted in every subround (four monthly) at the time when farmers are harvesting their crops.*
  6. *Production of paddy and secondary crops data are presented in the form of: dry unhusked rice (paddy), dry loose maize (maize), dry shells crops (soybeans and peanuts), and fresh roots (cassava and sweet potatoes).*
  7. *Seasonal vegetable plants are plants which are the sources of vitamin, mineral salt, etc, consumed from the part of the plant in the form of leaf, flower, fruit, and root with the age of less than one year.*

7. Tanaman sayuran semusim adalah tanaman sumber vitamin, garam mineral dan lain-lain yang dikonsumsi dari bagian tanaman yang berupa daun, bunga, buah, dan umbinya, yang berumur kurang dari satu tahun.
8. Tanaman buah-buahan semusim adalah tanaman sumber vitamin, garam mineral, dan lain-lain yang dikonsumsi dari bagian tanaman yang berupa buah, berumur kurang dari satu tahun, tidak berbentuk pohon/rumpuntetapi menjalar dan berbatang lunak.
9. Tanaman buah-buahan tahunan adalah tanaman sumber vitamin, garam mineral, dan lain-lain yang dikonsumsi dari bagian tanaman yang berupa buah dan merupakan tanaman tahunan. Tanaman sayuran tahunan adalah tanaman sumber vitamin, garam mineral, dan lain-lain yang dikonsumsi dari bagian tanaman yang berupa daun dan atau buah yang berumur lebih dari satu tahun
10. Tanaman biofarmaka adalah tanaman yang bermanfaat untuk obat-obatan, kosmetik, dan kesehatan yang dikonsumsi atau digunakan dari bagian-bagian tanaman seperti daun, batang, buah, umbi (rimpang) ataupun akar.
8. *Seasonal fruit plants are plants which are the sources of vitamin, mineral salt, etc, consumed from the part of the plant in the form of fruits. These plants are creeps with the age of less than one year.*
9. *Annual fruit plants are plants which are the sources of vitamin, contained mineral salt, etc, consumed from the part of plant in the form of fruit and more than one year of age. Annual vegetable plants are plants which are the sources of vitamin, contained mineral salt, etc, consumed from the part of the plant in the form of vegetable and more than one year of age.*
10. *Medicinal plants are plants which are useful for medicine. It is consumed from part of the plant such as leaf, flower, fruit, tuber, and root.*
11. *Ornamental plants are plants which have a beauty value, either in shape, colour of leaf or crown of flower, and they are often used as a yard decorator.*
12. *Harvested area of horticulture is area which vegetable, fruit, medicinal and ornamental plant of crop harvested during the period of report.*
13. *Harvested area of vegetables is area of entirely plant harvested/*



11. Tanaman hias adalah tanaman yang mempunyai nilai keindahan baik bentuk, warna daun, tajuk maupun bunganya, sering digunakan untuk penghias pekarangan dan lain sebagainya. *demolished and plant harvested several times/undemolished. Entirely plants harvested / demolished are plants usually harvested once and demolished to be substituted by other plants, consisting of: shallots, garlic, leeks, potato, cabbage, cauli flower, mustard green, carrots, chinese radish, and red kidney beans. Plants harvested several times/undemolished are plants usually harvested more than once and demolished in the case that the last harvest was economically not profitable. They consist of: yard long beans, chili, small chili, mushroom, tomatoes, egg plant, french beans, cucumber, pumpkin/chajota, swamp cabbage, spinach, melon, watermelon, and blewah.*
12. Luas panen tanaman hortikultura adalah luas tanaman sayuran, buah-buahan, biofarmaka, dan tanaman hias yang diambil hasilnya/dipanen pada periode pelaporan.
13. Luas panen untuk tanaman sayuran adalah luas tanaman yang dipanen sekaligus/habis/dibongkar dan luas tanaman yang dipanen berkali-kali (lebih dari satu kali). belum habis. Tanaman yang dipanen sekaligus/habis/dibongkar adalah tanaman yang sehabis panen langsung dibongkar/dicabut, terdiri dari bawang merah, bawang putih, bawang daun, kentang, kol/kubis, kembang kol, petsai/sawi, wortel, lobak, dan kacang merah. Tanaman yang dipanen berkali-kali (lebih dari satu kali)/belum habis adalah tanaman yang pemanenannya lebih dari satu kali dan biasanya dibongkar apabila panen terakhir sudah tidak memadai lagi, terdiri dari: kacang panjang, cabe besar, cabe rawit, jamur, tomat, terung, buncis, ketimun, labu siam, kangkung, bayam, melon, semangka, dan blewah.
14. *Horticulture production is the standard production quantity form of vegetable, fruit, medicinal and ornamental plant based on harvested area/the number of production plants reported monthly/quarterly.*

14. Produksi hortikultura adalah hasil menurut bentuk produk dari setiap tanaman sayuran, buah-buahan, biofarmaka dan tanaman hias yang diambil berdasarkan luas yang dipanen/tanaman yang menghasilkan pada bulan/triwulan laporan.

<https://niaskab.bps.go.id>

**ULASAN**

**DESCRIPTION**

**Hortikultura**

Di Kabupaten Nias terdapat tanaman hortikultura berupa sayuran, buah-buahan dan tanaman biofarmaka. Pada Tahun 2020 komoditi Cabai Besar merupakan tanaman yang pailng banyak dihasilkan dengan luas panen 51 Ha dan menghasilkan produksi cabai sebanyak 1.879 kuintal, kemudian kacang panjang dengan luas 41 Ha menghasilkan produksi sebanyak 854 kuintal, dan cabai rawit seluas 20 Ha menghasilkan produksi sebanyak 715 kuintal.

Untuk tanaman Biofarmaka, yang memiliki produksi terbesar adalah Jahe sebanyak 3.959 kg kemudian kunyit sebanyak 2.483 kg disusul kapulaga sebanyak 2.475 kg.

**Perkebunan**

Kabupaten Nias merupakan salah satu pusat perkebunan di kepulauan Nias. Perkebunan yang ada di Kabupaten Nias adalah Tanaman Perkebunan Rakyat dengan komoditi kelapa, karet, nilam, pinang, kopi, dan Kakao. Luas areal perkebunan terluas adalah karet dengan luas 21.951 Ha yang tersebar di seluruh kecamatan. Topografi wilayah kecamatan yang lembab namun penyinaran matahari yang cukup membuat tanaman ini sangat cocok ditanam. Selanjutnya disusul komoditi kelapa seluas 1.787,50

**Horticulture**

*In Nias Regency, there are horticultural crops in the form of vegetables, fruits and biopharmaceutical plants. In 2020, the Big Chili commodity is a crop that is mostly produced with a harvest area of 51 hectares and produces chili production of 1,879 quintals, then long beans with an area of 41 hectares produce 854 quintals of production, and 20 hectares of cayenne pepper produces 715 quintals.*

*For the Biopharmaca plant, which has the largest production is ginger as much as 3,959 kg, then turmeric as much as 2,483 kg followed by cardamom as much as 2,475 kg.*

**Plantation**

*Nias Regency is one of the plantation centers in the Nias islands. The plantations in Nias Regency are Community Plantation Plants with the commodity of coconut, rubber, patchouli, areca nut, coffee and cocoa. The largest area of plantation area is rubber with an area of 21,951 hectares spread across all subdistricts. The topography of the subdistrict area is humid but sufficient sunlight makes this plant very suitable for planting. Then followed by coconut commodity covering an area of 1,787.50 hectares and cocoa covering an area of*

Ha dan Kakao seluas 1.681 Ha.

*1,681 hectares.*

Jika dilihat dari produksi juga sama, dimana komoditi karet masih mendominasi urutan tertinggi dengan produksi mencapai 6.594,2 ton, kemudian kelapa dengan produksi 871,87 ton dan kakao sebesar 541,2 ton.

*When viewed from the same production, where the rubber commodity still dominates the highest order with production reaching 6,594.2 tons, then coconut with a production of 871.87 tons and cocoa with 541.2 tons.*

Kecamatan penghasil karet terbesar adalah kecamatan Bawolato sebanyak 2.672 ton, kecamatan Botomuzoi sebanyak 1.078 ton dan Ma'u sebanyak 869 ton. Penghasil kelapa terbesar adalah Kecamatan Bawolato sebanyak 344 ton, kecamatan Idanogawo sebanyak 296,2 ton, dan kecamatan Gido sebesar 191,5 ton.

*The largest rubber-producing districts are Bawolato subdistrict with 2,672 tons, Botomuzoi subdistrict with 1,078 tons and Ma'u with 869 tons. The largest coconut producer was Bawolato subdistrict with 344 tons, Idanogawo subdistrict with 296.2 tons, and Gido subdistrict with 191.5 tons.*

## **Perikanan**

Produksi ikan di Kabupaten Nias mencapai 1.369,67 ton yang terdiri dari 1.344,88 ton perikanan laut/tangkap dan 25,11 ton perikanan tawar/perairan budidaya dan perairan umum. Untuk perikanan laut/tangkap hanya terdapat di 3 (tiga) kecamatan yang salah satu desanya ada berbatasan langsung dengan laut yaitu Idanogawo, Bawolato dan Gido. Hal ini dapat dilihat dengan adanya nelayan sebanyak 1.098 orang yang tersebar di kecamatan tersebut. Sedangkan untuk perikanan tawar diusahakan oleh pembudidaya ikan sebanyak 1.177 orang yang tersebar di seluruh kecamatan.

## **Fishery**

*Fish production in Nias Regency reached 1,369.67 tons consisting of 1,344.88 tons of marine / capture fisheries and 25.11 tons of fresh / cultivated waters and public waters. For marine / capture fisheries, there are only 3 (three) districts where one of the villages is directly adjacent to the sea, namely Idanogawo, Bawolato and Gido. This can be seen from the presence of 1,098 fishermen spread across the sub-district. Meanwhile, fresh fisheries are cultivated by fish cultivators as many as 1,177 people spread across all districts.*

Hasil produksi ikan segar dijual dipasar dan sebagian ada juga yang melakukan pengolahan ikan menjadi ikan asap, ikan asin, dan ikan kering. Pada tahun 2020 produksi olahan ikan sebanyak 31,72 ton hanya terdapat di kecamatan Idanogawo dan Bawolato.

### **Peternakan**

Masyarakat Nias pada umumnya menggemari kegiatan peternakan karena hasilnya dapat membantu perekonomian masyarakat meskipun secara rata-rata pengelolaannya masih tradisional. Jenis ternak yang paling diminati oleh penduduk Kabupaten Nias adalah ternak ayam buras dan babi. Populasi Ayam Buras tahun 2020 sebanyak 62.225 ekor dan ternak babi sebanyak 2.080 ekor.

### **Tanaman Pangan**

Hingga saat ini pertanian tanaman pangan di Kabupaten Nias masih dikelola secara tradisional. Jumlah produksi padi sawah di Kabupaten Nias sebesar 54.963,66 ton/Ha dengan luas panen sebesar 11.891,50 Ha. Sedangkan untuk palawija, produksi terbesar adalah jagung yaitu 5.311 ton/Ha dengan luas panen 1.105,1 Ha.

*Fresh fish products are sold in the market and some also process the fish into smoked fish, salted fish and dried fish. In 2020, 31.72 tonnes of processed fish production can only be found in Idanogawo and Bawolato districts.*

### **Livestock and Poultry**

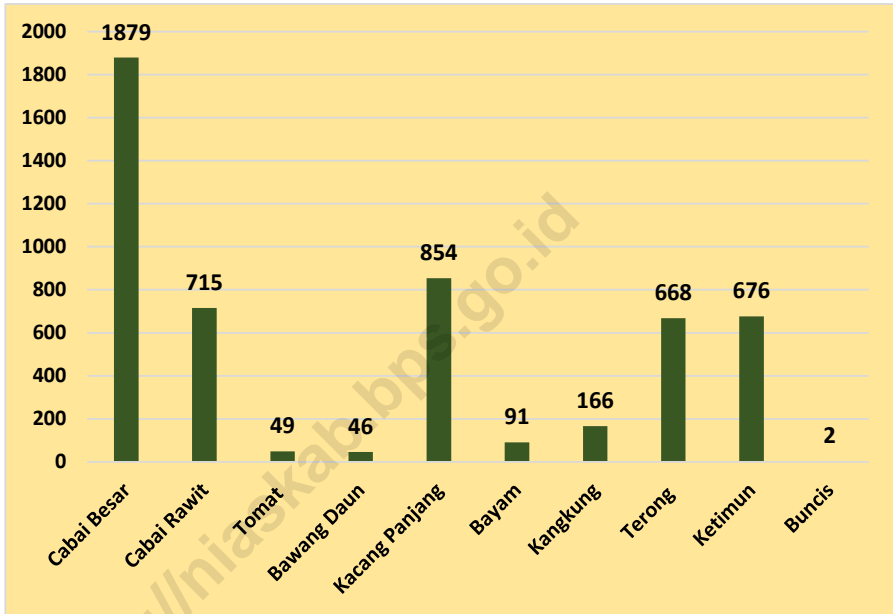
*The people of Nias generally like livestock activities because the results can help the community's economy even though on average the management is still traditional. The types of livestock that the population of Nias Regency are most interested in are domestic chickens and pigs. The population of native chickens in 2020 was 62,225 and pigs were 2,080.*

### **Food Crops**

*Until now, food crop agriculture in Nias Regency is still managed traditionally. The amount of paddy rice production in Nias Regency is 54,963.66 tonnes / ha with a harvest area of 11,891.50 ha. As for secondary crops, the largest production is maize, namely 5,311 tonnes / ha with a harvest area of 1,105.1 ha.*

**Gambar**  
**Figures** 5.1

**Produksi Tanaman Sayuran Menurut Jenis Tanaman di Kabupaten Nias (kuintal), 2020**  
**Production of Vegetables by Kind of Plant in Nias Regency (quintal), 2020**



Catatan/Note: \*Angka Sementara (ASEM)/ Preliminary Figures

Sumber/Source: BPS, Statistik Pertanian Hortikultura SPH-TBF/BPS-Statistics Indonesia, Agricultural Statistic for Horticulture SPH-TBF

**5.1 HORTIKULTURA  
HORTICULTURE**

**Tabel 5.1.1 Luas Panen Tanaman Sayuran Menurut Kecamatan dan Jenis Tanaman di Kabupaten Nias (ha), 2019 dan 2020**  
**Table 5.1.1 Harvested Area of Vegetables by Subdistrict and Kind of Plant in Nias Regency (ha), 2019 and 2020**

| Kecamatan<br>Subdistrict | Bawang Merah<br>Shallot |       | Cabai Besar<br>Big Chili |           |
|--------------------------|-------------------------|-------|--------------------------|-----------|
|                          | 2019                    | 2020* | 2019                     | 2020*     |
| (1)                      | (2)                     | (3)   | (4)                      | (5)       |
| Idanogawo                | -                       | -     | 3                        | 3         |
| Bawolato                 | -                       | -     | 12                       | 14        |
| Ulugawo                  | -                       | -     | 5                        | 7         |
| Gido                     | -                       | -     | 2                        | 7         |
| Sogaeadu                 | -                       | -     | 2                        | 7         |
| Ma'u                     | -                       | -     | 1                        | 0         |
| Somolo-molo              | -                       | -     | 1                        | 4         |
| Hiliduho                 | -                       | -     | 1                        | 4         |
| Hiliserangkai            | -                       | -     | 2                        | 1         |
| Botomuzoi                | -                       | -     | 3                        | 4         |
| <b>Nias</b>              | -                       | -     | <b>32</b>                | <b>51</b> |

Lanjutan Tabel/*Continued Table* 5.1.1

| Kecamatan<br>Subdistrict | Cabai Rawit<br><i>Cayenne Pepper</i> |           | Kentang<br><i>Potato</i> |       |
|--------------------------|--------------------------------------|-----------|--------------------------|-------|
|                          | 2019                                 | 2020*     | 2019                     | 2020* |
| (1)                      | (6)                                  | (7)       | (8)                      | (9)   |
| Idanogawo                | -                                    | -         | -                        | -     |
| Bawolato                 | 2                                    | 2         | -                        | -     |
| Ulugawo                  | -                                    | -         | -                        | -     |
| Gido                     | 1                                    | 4         | -                        | -     |
| Sogaeadu                 | 1                                    | 5         | -                        | -     |
| Ma'u                     | 1                                    | 0         | -                        | -     |
| Somolo-molo              | 3                                    | 4         | -                        | -     |
| Hiliduho                 | 2                                    | 2         | -                        | -     |
| Hiliserangkai            | 2                                    | 3         | -                        | -     |
| Botomuzoi                | 4                                    | 1         | -                        | -     |
| <b>Nias</b>              | <b>16</b>                            | <b>20</b> | -                        | -     |



Lanjutan Tabel/*Continued Table* 5.1.1

| Kecamatan<br>Subdistrict | Kubis<br>Cabbage |       | Tomat<br>Tomato |          |
|--------------------------|------------------|-------|-----------------|----------|
|                          | 2019             | 2020* | 2019            | 2020*    |
| (1)                      | (10)             | (11)  | (12)            | (13)     |
| Idanogawo                | -                | -     | -               | 1        |
| Bawolato                 | -                | -     | -               | -        |
| Ulugawo                  | -                | -     | -               | -        |
| Gido                     | -                | -     | -               | 0        |
| Sogaeadu                 | -                | -     | -               | -        |
| Ma'u                     | -                | -     | -               | -        |
| Somolo-molo              | -                | -     | -               | -        |
| Hiliduho                 | -                | -     | -               | -        |
| Hiliserangkai            | -                | -     | -               | -        |
| Botomuzoi                | -                | -     | -               | -        |
| <b>Nias</b>              | -                | -     | -               | <b>1</b> |

Lanjutan Tabel/*Continued Table 5.1.1*

| Kecamatan<br>Subdistrict | Bawang Daun<br>Onion Leaf |          | Kacang Panjang<br>Long Bean |           |
|--------------------------|---------------------------|----------|-----------------------------|-----------|
|                          | 2019                      | 2020*    | 2019                        | 2020*     |
| (1)                      | (14)                      | (15)     | (16)                        | (17)      |
| Idanogawo                | -                         | -        | 2                           | 2         |
| Bawolato                 | -                         | -        | 4                           | 10        |
| Ulugawo                  | -                         | -        | 7                           | 14        |
| Gido                     | -                         | -        | -                           | 1         |
| Sogaeadu                 | -                         | -        | -                           | -         |
| Ma'u                     | -                         | -        | -                           | 0         |
| Somolo-molo              | -                         | -        | 3                           | 2         |
| Hiliduho                 | 3                         | 8        | 1                           | 5         |
| Hiliserangkai            | -                         | -        | 2                           | 4         |
| Botomuzoi                | -                         | -        | 4                           | 3         |
| <b>Nias</b>              | <b>3</b>                  | <b>8</b> | <b>23</b>                   | <b>41</b> |

Lanjutan Tabel/*Continued Table* 5.1.1

| Kecamatan<br>Subdistrict | Bayam<br>Spinach |           | Kangkung<br>Leafy Vegetable |           |
|--------------------------|------------------|-----------|-----------------------------|-----------|
|                          | 2019             | 2020*     | 2019                        | 2020*     |
| (1)                      | (18)             | (19)      | (20)                        | (21)      |
| Idanogawo                | -                | -         | -                           | 2         |
| Bawolato                 | -                | -         | -                           | 8         |
| Ulugawo                  | -                | 7         | -                           | -         |
| Gido                     | 1                | -         | 1                           | 0         |
| Sogaeadu                 | -                | -         | 2                           | -         |
| Ma'u                     | -                | -         | -                           | -         |
| Somolo-molo              | 8                | 10        | 8                           | 10        |
| Hiliduho                 | -                | -         | -                           | -         |
| Hiliserangkai            | -                | -         | 1                           | -         |
| Botomuzoi                | -                | -         | 1                           | 1         |
| <b>Nias</b>              | <b>9</b>         | <b>17</b> | <b>13</b>                   | <b>21</b> |

Lanjutan Tabel/*Continued Table 5.1.1*

| Kecamatan<br>Subdistrict | Terong<br>Eggplant |           | Ketimun<br>Mentimun |           |
|--------------------------|--------------------|-----------|---------------------|-----------|
|                          | 2019               | 2020*     | 2019                | 2020*     |
| (1)                      | (22)               | (23)      | (24)                | (25)      |
| Idanogawo                | 1                  | 1         | 2                   | 3         |
| Bawolato                 | 1                  | 3         | 2                   | 12        |
| Ulugawo                  | 3                  | 7         | -                   | -         |
| Gido                     | 1                  | 5         | -                   | 1         |
| Sogaeadu                 | 1                  | -         | -                   | -         |
| Ma'u                     | 1                  | -         | -                   | -         |
| Somolo-molo              | 1                  | 5         | -                   | -         |
| Hiliduho                 | 1                  | 4         | 2                   | 4         |
| Hiliserangkai            | -                  | -         | -                   | 1         |
| Botomuzoi                | 3                  | 2         | -                   | 2         |
| <b>Nias</b>              | <b>13</b>          | <b>26</b> | <b>6</b>            | <b>22</b> |

Lanjutan Tabel/*Continued Table* 5.1.1

| Kecamatan<br>Subdistrict | Buncis<br>Stringbean |          | Petsai<br>Chinese Cabbage |       |
|--------------------------|----------------------|----------|---------------------------|-------|
|                          | 2019                 | 2020*    | 2019                      | 2020* |
| (1)                      | (26)                 | (27)     | (28)                      | (29)  |
| Idanogawo                | -                    | -        | -                         | -     |
| Bawolato                 | -                    | -        | -                         | -     |
| Ulugawo                  | -                    | -        | -                         | -     |
| Gido                     | -                    | -        | -                         | -     |
| Sogaeadu                 | -                    | -        | -                         | -     |
| Ma'u                     | -                    | -        | -                         | -     |
| Somolo-molo              | -                    | -        | -                         | -     |
| Hiliduhu                 | -                    | -        | -                         | -     |
| Hiliserangkai            | -                    | -        | -                         | -     |
| Botomuzoi                | -                    | 1        | -                         | -     |
| <b>Nias</b>              | -                    | <b>1</b> | -                         | -     |

Catatan/Note: \*Angka Sementara (ASEM)/ Preliminary Figures

Sumber/Source: BPS, Statistik Pertanian Hortikultura SPH-TBF/BPS-Statistics Indonesia, Agricultural Statistic for Horticulture SPH-TBF

**Tabel**  
**Table** 5.1.2**Produksi Tanaman Sayuran Menurut Kecamatan dan Jenis Tanaman di Kabupaten Nias (kuintal), 2019 dan 2020**  
**Production of Vegetables by Subdistrict and Kind of Plant in Nias Regency (kuintal), 2019 dan 2020**

| Kecamatan<br>Subdistrict | Bawang Merah<br>Shallot |       | Cabai Besar<br>Big Chili |              |
|--------------------------|-------------------------|-------|--------------------------|--------------|
|                          | 2019                    | 2020* | 2019                     | 2020*        |
| (1)                      | (2)                     | (3)   | (4)                      | (5)          |
| Idanogawo                | -                       | -     | 40                       | 52           |
| Bawolato                 | -                       | -     | 58                       | 1 012        |
| Ulugawo                  | -                       | -     | 14                       | 35           |
| Gido                     | -                       | -     | 24                       | 546          |
| Sogaeadu                 | -                       | -     | 17                       | 86           |
| Ma'u                     | -                       | -     | 4                        | 2            |
| Somolo-molo              | -                       | -     | 14                       | 76           |
| Hiliduho                 | -                       | -     | 19                       | 37           |
| Hiliserangkai            | -                       | -     | 15                       | 16           |
| Botomuzoi                | -                       | -     | 18                       | 18           |
| <b>Nias</b>              | -                       | -     | <b>223</b>               | <b>1 879</b> |

Lanjutan Tabel/Continued Table 5.1.2

| Kecamatan<br>Subdistrict | Cabai Rawit<br>Cayenne Pepper |            | Kentang<br>Potato |          |
|--------------------------|-------------------------------|------------|-------------------|----------|
|                          | 2019                          | 2020*      | 2019              | 2020*    |
| (1)                      | (6)                           | (7)        | (8)               | (9)      |
| Idanogawo                | -                             | -          | -                 | -        |
| Bawolato                 | 11                            | 272        | -                 | -        |
| Ulugawo                  | -                             | -          | -                 | -        |
| Gido                     | 17                            | 263        | -                 | -        |
| Sogaeadu                 | 11                            | 65         | -                 | -        |
| Ma'u                     | 3                             | 1          | -                 | -        |
| Somolo-molo              | 14                            | 70         | -                 | -        |
| Hiliduho                 | 17                            | 29         | -                 | -        |
| Hiliserangkai            | 9                             | 10         | -                 | -        |
| Botomuzoi                | 18                            | 6          | -                 | -        |
| <b>Nias</b>              | <b>100</b>                    | <b>715</b> | <b>-</b>          | <b>-</b> |

Lanjutan Tabel/Continued Table 5.1.2

| Kecamatan<br>Subdistrict | Kubis<br>Cabbage |       | Tomat<br>Tomato |           |
|--------------------------|------------------|-------|-----------------|-----------|
|                          | 2019             | 2020* | 2019            | 2020*     |
| (1)                      | (10)             | (11)  | (12)            | (13)      |
| Idanogawo                | -                | -     | -               | 4         |
| Bawolato                 | -                | -     | -               | -         |
| Ulugawo                  | -                | -     | -               | -         |
| Gido                     | -                | -     | -               | 45        |
| Sogaeadu                 | -                | -     | -               | -         |
| Ma'u                     | -                | -     | -               | -         |
| Somolo-molo              | -                | -     | -               | -         |
| Hiliduho                 | -                | -     | -               | -         |
| Hiliserangkai            | -                | -     | -               | -         |
| Botomuzoi                | -                | -     | -               | -         |
| <b>Nias</b>              | -                | -     | -               | <b>49</b> |



Lanjutan Tabel/*Continued Table 5.1.2*

| Kecamatan<br>Subdistrict | Bawang Daun<br>Onion Leaf |           | Kacang Panjang<br>Long Bean |            |
|--------------------------|---------------------------|-----------|-----------------------------|------------|
|                          | 2019                      | 2020*     | 2019                        | 2020*      |
| (1)                      | (14)                      | (15)      | (16)                        | (17)       |
| Idanogawo                | -                         | -         | 13                          | 19         |
| Bawolato                 | -                         | -         | 17                          | 479        |
| Ulugawo                  | -                         | -         | 18                          | 62         |
| Gido                     | -                         | -         | -                           | 155        |
| Sogaeadu                 | -                         | -         | -                           | -          |
| Ma'u                     | -                         | -         | -                           | 1          |
| Somolo-molo              | -                         | -         | 14                          | 56         |
| Hiliduho                 | 9                         | 46        | 8                           | 37         |
| Hiliserangkai            | -                         | -         | 13                          | 29         |
| Botomuzoi                | -                         | -         | 17                          | 16         |
| <b>Nias</b>              | <b>9</b>                  | <b>46</b> | <b>100</b>                  | <b>854</b> |

Lanjutan Tabel/*Continued Table* 5.1.2

| Kecamatan<br>Subdistrict | Bayam<br>Spinach |           | Kangkung<br>Leafy Vegetable |            |
|--------------------------|------------------|-----------|-----------------------------|------------|
|                          | 2019             | 2020*     | 2019                        | 2020*      |
| (1)                      | (18)             | (19)      | (20)                        | (21)       |
| Idanogawo                | -                | -         | -                           | 3          |
| Bawolato                 | -                | -         | -                           | 74         |
| Ulugawo                  | -                | 31        | -                           | -          |
| Gido                     | 2                | -         | 3                           | 1          |
| Sogaeadu                 | -                | -         | 6                           | -          |
| Ma'u                     | -                | -         | -                           | -          |
| Somolo-molo              | 16               | 60        | 18                          | 82         |
| Hiliduho                 | -                | -         | -                           | -          |
| Hiliserangkai            | -                | -         | 6                           | -          |
| Botomuzoi                | -                | -         | 3                           | 6          |
| <b>Nias</b>              | <b>18</b>        | <b>91</b> | <b>36</b>                   | <b>166</b> |

Lanjutan Tabel/*Continued Table* 5.1.2

| Kecamatan<br>Subdistrict | Terong<br>Eggplant |            | Ketimun<br>Mentimun |            |
|--------------------------|--------------------|------------|---------------------|------------|
|                          | 2019               | 2020*      | 2019                | 2020*      |
| (1)                      | (22)               | (23)       | (24)                | (25)       |
| Idanogawo                | 6                  | 11         | 5                   | 12         |
| Bawolato                 | 3                  | 145        | 22                  | 553        |
| Ulugawo                  | 6                  | 27         | -                   | -          |
| Gido                     | 8                  | 413        | -                   | 75         |
| Sogaeadu                 | 4                  | -          | -                   | -          |
| Ma'u                     | 4                  | -          | -                   | -          |
| Somolo-molo              | 17                 | 30         | -                   | -          |
| Hiliduho                 | 17                 | 32         | 14                  | 29         |
| Hiliserangkai            | -                  | -          | -                   | 1          |
| Botomuzoi                | 24                 | 10         | -                   | 6          |
| <b>Nias</b>              | <b>89</b>          | <b>668</b> | <b>41</b>           | <b>676</b> |

Lanjutan Tabel/Continued Table 5.1.2

| Kecamatan<br>Subdistrict | Buncis<br>Stringbean |          | Petsai<br>Chinese Cabbage |       |
|--------------------------|----------------------|----------|---------------------------|-------|
|                          | 2019                 | 2020*    | 2019                      | 2020* |
| (1)                      | (26)                 | (27)     | (28)                      | (29)  |
| Idanogawo                | -                    | -        | -                         | -     |
| Bawolato                 | -                    | -        | -                         | -     |
| Ulugawo                  | -                    | -        | -                         | -     |
| Gido                     | -                    | -        | -                         | -     |
| Sogaeadu                 | -                    | -        | -                         | -     |
| Ma'u                     | -                    | -        | -                         | -     |
| Somolo-molo              | -                    | -        | -                         | -     |
| Hiliduho                 | -                    | -        | -                         | -     |
| Hiliserangkai            | -                    | -        | -                         | -     |
| Botomuzoi                | -                    | 2        | -                         | -     |
| <b>Nias</b>              | -                    | <b>2</b> | -                         | -     |

Catatan/Note: \*Angka Sementara (ASEM)/ Preliminary Figures

Sumber/Source: BPS, Statistik Pertanian Hortikultura SPH-TBF/BPS-Statistics Indonesia, Agricultural Statistic for Horticulture SPH-TBF

**Tabel**  
**Table** 5.1.3

**Luas Panen Tanaman Sayuran dan Buah-buahan Semusim Menurut Jenis Tanaman di Kabupaten Nias (ha), 2019-2020**  
**Harvested Area of Seasonal Vegetables and Fruits by Kind of Plant in Nias Regency (ha), 2019-2020**

| Jenis Tanaman<br>Kind of Plants   | 2019 | 2020* |
|-----------------------------------|------|-------|
| (1)                               | (2)  | (3)   |
| <b>Sayuran/Vegetables:</b>        |      |       |
| Bawang Merah/Shallot              | 0    | 0     |
| Cabai Besar/ Chili/Big chili      | 32   | 51    |
| Cabai Rawit/ Chili/Cayenne Pepper | 16   | 20    |
| Kentang /Potato                   | 0    | 0     |
| Kubis /Cabbage                    | 0    | 0     |
| Tomat / Tomato                    | 0    | 1     |
| Bawang Daun/ Scallion             | 3    | 8     |
| Kacang Panjang/ Long Beans        | 23   | 41    |
| Bayam/ Spinach                    | 9    | 17    |
| Kangkung/ Water Spinach           | 13   | 21    |
| Terong /Eggplant                  | 13   | 26    |
| Ketimun/ Cucumber                 | 6    | 12    |
| Buncis/ string bean               | 0    | 1     |
| Petsai/Chinese Cabbage            | 0    | 0     |
| <b>Buah–buahan/Fruits:</b>        |      |       |
| Komoditas daerah                  |      |       |
| Komoditas daerah                  |      |       |

Catatan/Note: \*Angka Sementara (ASEM)/ Preliminary Figures

Sumber/Source: BPS, Statistik Pertanian Hortikultura SPH-TBF/BPS-Statistics Indonesia, Agricultural Statistic for Horticulture SPH-TBF

**Tabel**  
**Table** 5.1.4

**Produksi Tanaman Sayuran dan Buah-buahan Semusim Menurut Jenis Tanaman di Kabupaten Nias (kuintal), 2019-2020**

*Production of Seasonal Vegetables and Fruits by Kind of Plant in Nias Regency (quintal), 2019-2020*

| Jenis Tanaman<br>Kind of Plants   | 2019 | 2020* |
|-----------------------------------|------|-------|
| (1)                               | (2)  | (3)   |
| <b>Sayuran/Vegetables:</b>        |      |       |
| Bawang Merah/Shallot              | 0    | 0     |
| Cabai Besar/ Chili/Big chili      | 223  | 1879  |
| Cabai Rawit/ Chili/Cayenne Pepper | 100  | 715   |
| Kentang /Potato                   | 0    | 0     |
| Kubis /Cabbage                    | 0    | 0     |
| Tomat / Tomato                    | 0    | 49    |
| Bawang Daun/ Scallion             | 9    | 46    |
| Kacang Panjang/ Long Beans        | 100  | 854   |
| Bayam/ Spinach                    | 18   | 91    |
| Kangkung/ Water Spinach           | 36   | 166   |
| Terong /Eggplant                  | 89   | 668   |
| Ketimun/ Cucumber                 | 41   | 676   |
| Buncis/ string bean               | 0    | 2     |
| Petsai/Chinese Cabbage            | 0    | 0     |
| <b>Buah-buahan/Fruits:</b>        |      |       |
| Komoditas daerah                  |      |       |
| Komoditas daerah                  |      |       |

Catatan/Note: \*Angka Sementara (ASEM)/ Preliminary Figures

Sumber/Source: BPS, Statistik Pertanian Hortikultura SPH-TBF/BPS-Statistics Indonesia, Agricultural Statistic for Horticulture SPH-TBF

**Tabel**  
**Table** 5.1.5

**Luas Panen Tanaman Biofarmaka Menurut Kecamatan dan Jenis Tanaman di Kabupaten Nias (m<sup>2</sup>), 2019 dan 2020**  
**Harvested Area of Medicinal Plants by Subdistrict and Kind of Plant in Nias Regency (m<sup>2</sup>), 2019 and 2020**

| Kecamatan<br>Subdistrict | Jahe<br>Ginger |              | Laos/Lengkuas<br>Galanga |            |
|--------------------------|----------------|--------------|--------------------------|------------|
|                          | 2019           | 2020*        | 2019                     | 2020*      |
| (1)                      | (2)            | (3)          | (4)                      | (5)        |
| Idanogawo                | 14             | 25           | 16                       | 10         |
| Bawolato                 | 150            | 125          | 70                       | 63         |
| Ulugawo                  | 8              | 12           | -                        | -          |
| Gido                     | 130            | 419          | 110                      | 170        |
| Sogaeadu                 | 61             | 85           | 49                       | 24         |
| Ma'u                     | 85             | 60           | -                        | -          |
| Somolo-molo              | 450            | 550          | -                        | -          |
| Hiliduho                 | 102            | 500          | 100                      | 400        |
| Hiliserangkai            | 1              | 2            | -                        | -          |
| Botomuzoi                | -              | 20           | -                        | -          |
| <b>Nias</b>              | <b>1 001</b>   | <b>1 798</b> | <b>345</b>               | <b>667</b> |

Lanjutan Tabel/*Continued Table* 5.1.5

| Kecamatan<br>Subdistrict | Kencur<br><i>East Indian Galangal</i> |            | Kunyit<br><i>Turmeric</i> |              |
|--------------------------|---------------------------------------|------------|---------------------------|--------------|
|                          | 2019                                  | 2020*      | 2019                      | 2020*        |
| (1)                      | (6)                                   | (7)        | (8)                       | (9)          |
| Idanogawo                | -                                     | -          | 15                        | 25           |
| Bawolato                 | 14                                    | 17         | 215                       | 210          |
| Ulugawo                  | -                                     | -          | 6                         | 9            |
| Gido                     | 70                                    | 80         | 355                       | 193          |
| Sogaeadu                 | 35                                    | 23         | 50                        | 72           |
| Ma'u                     | -                                     | -          | 65                        | 315          |
| Somolo-molo              | -                                     | -          | 165                       | 300          |
| Hiliduho                 | -                                     | 500        | 101                       | 601          |
| Hiliserangkai            | -                                     | -          | 2                         | 1            |
| Botomuzoi                | -                                     | -          | -                         | 158          |
| <b>Nias</b>              | <b>119</b>                            | <b>620</b> | <b>974</b>                | <b>1 884</b> |



Lanjutan Tabel/Continued Table 5.1.5

| Kecamatan<br>Subdistrict | Kapulaga<br>Java Cardamom |              | Temulawak<br>Java Turmeric |            |
|--------------------------|---------------------------|--------------|----------------------------|------------|
|                          | 2019                      | 2020*        | 2019                       | 2020*      |
| (1)                      | (10)                      | (11)         | (12)                       | (13)       |
| Idanogawo                | 10                        | -            | 22                         | -          |
| Bawolato                 | 4 100                     | 3 000        | -                          | -          |
| Ulugawo                  | -                         | -            | -                          | -          |
| Gido                     | -                         | -            | -                          | -          |
| Sogaeadu                 | -                         | 50           | 41                         | -          |
| Ma'u                     | -                         | -            | 70                         | 75         |
| Somolo-molo              | -                         | -            | 60                         | 450        |
| Hiliduho                 | -                         | -            | -                          | -          |
| Hiliserangkai            | -                         | -            | -                          | -          |
| Botomuzoi                | 150                       | 359          | -                          | -          |
| <b>Nias</b>              | <b>4 260</b>              | <b>3 409</b> | <b>193</b>                 | <b>525</b> |

Catatan/Note: \*Angka Sementara (ASEM)/ Preliminary Figures

Sumber/Source: BPS, Statistik Pertanian Hortikultura SPH-TBF/BPS-Statistics Indonesia, Agricultural Statistic for Horticulture SPH-TBF

**Tabel**  
**Table** 5.1.6**Produksi Tanaman Biofarmaka Menurut Kecamatan dan Jenis Tanaman di Kabupaten Nias (kg), 2019 and 2020**  
**Production of Medicinal Plants by Subdistrict and Kind of Plant in Nias Regency (kg), 2019 and 2020**

| Kecamatan<br>Subdistrict | Jahe<br>Ginger |              | Laos/Lengkuas<br>Galanga |              |
|--------------------------|----------------|--------------|--------------------------|--------------|
|                          | 2019           | 2020*        | 2019                     | 2020*        |
| (1)                      | (2)            | (3)          | (4)                      | (5)          |
| Idanogawo                | 34             | 60           | 34                       | 20           |
| Bawolato                 | 510            | 340          | 398                      | 258          |
| Ulugawo                  | 23             | 16           | -                        | -            |
| Gido                     | 64             | 1 033        | 550                      | 850          |
| Sogaeadu                 | 260            | 175          | 180                      | 108          |
| Ma'u                     | 200            | 70           | -                        | -            |
| Somolo-molo              | 390            | 1 425        | -                        | -            |
| Hiliduho                 | 105            | 800          | 100                      | 725          |
| Hiliserangkai            | 6              | 5            | -                        | -            |
| Botomuzoi                | -              | 35           | -                        | -            |
| <b>Nias</b>              | <b>1 592</b>   | <b>3 959</b> | <b>1 262</b>             | <b>1 961</b> |

Lanjutan Tabel/Continued Table 5.1.6

| Kecamatan<br>Subdistrict | Kencur<br><i>East Indian Galangal</i> |              | Kunyit<br><i>Turmeric</i> |              |
|--------------------------|---------------------------------------|--------------|---------------------------|--------------|
|                          | 2019                                  | 2020*        | 2019                      | 2020*        |
| (1)                      | (6)                                   | (7)          | (8)                       | (9)          |
| Idanogawo                | -                                     | -            | 32                        | 75           |
| Bawolato                 | 102                                   | 18           | 663                       | 495          |
| Ulugawo                  | -                                     | -            | 21                        | 20           |
| Gido                     | 70                                    | 80           | 532                       | 117          |
| Sogaeadu                 | 140                                   | 101          | 125                       | 180          |
| Ma'u                     | -                                     | -            | 140                       | 240          |
| Somolo-molo              | -                                     | -            | 365                       | 225          |
| Hiliduho                 | -                                     | 830          | 109                       | 928          |
| Hiliserangkai            | -                                     | -            | 12                        | 3            |
| Botomuzoi                | -                                     | -            | -                         | 200          |
| <b>Nias</b>              | <b>312</b>                            | <b>1 029</b> | <b>1 999</b>              | <b>2 483</b> |

Lanjutan Tabel/Continued Table 5.1.6

| Kecamatan<br>Subdistrict | Kapulaga<br>Java Cardamom |              | Temulawak<br>Java Turmeric |            |
|--------------------------|---------------------------|--------------|----------------------------|------------|
|                          | 2019                      | 2020*        | 2019                       | 2020*      |
| (1)                      | (10)                      | (11)         | (12)                       | (13)       |
| Idanogawo                | 25                        | -            | 45                         | -          |
| Bawolato                 | 3 550                     | 2 000        | -                          | -          |
| Ulugawo                  | -                         | -            | -                          | -          |
| Gido                     | -                         | -            | -                          | -          |
| Sogaeadu                 | -                         | 75           | 100                        | -          |
| Ma'u                     | -                         | -            | 105                        | 65         |
| Somolo-molo              | -                         | -            | 100                        | 570        |
| Hiliduho                 | -                         | -            | -                          | -          |
| Hiliserangkai            | -                         | -            | -                          | -          |
| Botomuzoi                | 50                        | 400          | -                          | -          |
| <b>Nias</b>              | <b>3 625</b>              | <b>2 475</b> | <b>350</b>                 | <b>635</b> |

Catatan/Note: \*Angka Sementara (ASEM)/ Preliminary Figures

Sumber/Source: BPS, Statistik Pertanian Hortikultura SPH-TBF/BPS-Statistics Indonesia, Agricultural Statistic for Horticulture SPH-TBF

**Tabel** 5.1.7 **Luas Panen Tanaman Biofarmaka Menurut Jenis Tanaman di Kabupaten Nias (m<sup>2</sup>), 2019–2020**  
**Table** 5.1.7 **Harvested Area of Medicinal Plants by Kind of Plant in Nias Regency (m<sup>2</sup>), 2019–2020**

| Jenis Tanaman<br><i>Kind of Plants</i> | 2019  | 2020* |
|--|-------|-------|
| (1)                                    | (2)   | (3)   |
| Jahe/Ginger                            | 1 001 | 1 798 |
| Laos/Lengkuas/Galanga                  | 345   | 667   |
| Kencur/East Indian Galangal            | 119   | 620   |
| Kunyit/Turmeric                        | 947   | 1 884 |
| Kapulaga/ Java Cardamom                | 4 260 | 3 409 |
| Temulawak/ Java Turmeric               | 193   | 525   |

Catatan/Note: \*Angka Sementara (ASEM)/ Preliminary Figures

Sumber/Source: BPS, Statistik Pertanian Hortikultura SPH-TBF/BPS-Statistics Indonesia, Agricultural Statistic for Horticulture SPH-TBF

**Tabel 5.1.8** **Produksi Tanaman Biofarmaka Menurut Jenis Tanaman di Kabupaten Nias (kg), 2017–2020**  
**Production of Medicinal Plants by Kind of Plant in Nias Regency (kg), 2017–2020**

| Jenis Tanaman<br>Kind of Plants | 2019  | 2020* |
|---------------------------------|-------|-------|
| (1)                             | (2)   | (3)   |
| Jahe/Ginger                     | 1 592 | 3 959 |
| Laos/Lengkuas/Galanga           | 1 262 | 1 961 |
| Kencur/East Indian Galangal     | 312   | 1 029 |
| Kunyit/Turmeric                 | 1 999 | 2 483 |
| Kapulaga/ Java Cardamom         | 3 625 | 2 475 |
| Temulawak/ Java Turmeric        | 350   | 635   |

Catatan/Note: \*Angka Sementara (ASEM)/ Preliminary Figures

Sumber/Source: BPS, Statistik Pertanian Hortikultura SPH-TBF/BPS-Statistics Indonesia, Agricultural Statistic for Horticulture SPH-TBF

**Tabel** 5.1.9 **Luas Panen Tanaman Hias Menurut Kecamatan dan Jenis Tanaman di Kabupaten Nias (m<sup>2</sup>), 2019 dan 2020**  
**Table** 5.1.9 **Harvested Area of Ornamental Plants by Subdistrict and Kind of Plant in Nias Regency (m<sup>2</sup>), 2019 and 2020**

| Kecamatan<br>Subdistrict | Anggrek<br>Orchid |       | Krisan<br>Chrysantemum |       |
|--------------------------|-------------------|-------|------------------------|-------|
|                          | 2019              | 2020* | 2019                   | 2020* |
| (1)                      | (2)               | (3)   | (4)                    | (5)   |
| Idanogawo                | -                 | -     | -                      | -     |
| Bawolato                 | -                 | -     | -                      | -     |
| Ulugawo                  | -                 | -     | -                      | -     |
| Gido                     | -                 | -     | -                      | -     |
| Sogaeadu                 | -                 | -     | -                      | -     |
| Ma'u                     | -                 | -     | -                      | -     |
| Somolo-molo              | -                 | -     | -                      | -     |
| Hiliduho                 | -                 | -     | -                      | -     |
| Hiliserangkai            | -                 | -     | -                      | -     |
| Botomuzoi                | -                 | -     | -                      | -     |
| <b>Nias</b>              | -                 | -     | -                      | -     |

Lanjutan Tabel/Continued Table 5.1.9

| Kecamatan<br>Subdistrict | Mawar<br>Rose |       | Sedap Malam<br>Tuberose |       |
|--------------------------|---------------|-------|-------------------------|-------|
|                          | 2019          | 2020* | 2019                    | 2020* |
| (1)                      | (6)           | (7)   | (8)                     | (9)   |
| Idanogawo                | -             | -     | -                       | -     |
| Bawolato                 | -             | -     | -                       | -     |
| Ulugawo                  | -             | -     | -                       | -     |
| Gido                     | -             | -     | -                       | -     |
| Sogaeadu                 | -             | -     | -                       | -     |
| Ma'u                     | -             | -     | -                       | -     |
| Somolo-molo              | -             | -     | -                       | -     |
| Hiliduho                 | -             | -     | -                       | -     |
| Hiliserangkai            | -             | -     | -                       | -     |
| Botomuzoi                | -             | -     | -                       | -     |
| <b>Nias</b>              | -             | -     | -                       | -     |

Catatan/Note: \*Angka Sementara (ASEM)/ Preliminary Figures

Sumber/Source: BPS, Statistik Pertanian Hortikultura SPH-TBF/BPS-Statistics Indonesia, Agricultural Statistic for Horticulture SPH-TBF



**Tabel**  
**Table** 5.1.10

**Produksi Tanaman Hias Menurut Kecamatan dan Jenis Tanaman di Kabupaten Nias(tangkai), 2019 dan 2020**  
**Production of Ornamental Plants by Subdistrict and Kind of Plant in Nias Regency (stalks), 2019 and 2020**

| Kecamatan<br>Subdistrict | Anggrek<br>Orchid |       | Krisan<br>Chrysantemum |       |
|--------------------------|-------------------|-------|------------------------|-------|
|                          | 2019              | 2020* | 2019                   | 2020* |
| (1)                      | (2)               | (3)   | (4)                    | (5)   |
| Idanogawo                | -                 | -     | -                      | -     |
| Bawolato                 | -                 | -     | -                      | -     |
| Ulugawo                  | -                 | -     | -                      | -     |
| Gido                     | -                 | -     | -                      | -     |
| Sogaeadu                 | -                 | -     | -                      | -     |
| Ma'u                     | -                 | -     | -                      | -     |
| Somolo-molo              | -                 | -     | -                      | -     |
| Hiliduho                 | -                 | -     | -                      | -     |
| Hiliserangkai            | -                 | -     | -                      | -     |
| Botomuzoi                | -                 | -     | -                      | -     |
| <b>Nias</b>              | -                 | -     | -                      | -     |

Lanjutan Tabel/Continued Table 5.1.10

| Kecamatan<br>Subdistrict | Mawar<br>Rose |       | Sedap Malam<br>Tuberose |       |
|--------------------------|---------------|-------|-------------------------|-------|
|                          | 2019          | 2020* | 2019                    | 2020* |
| (1)                      | (6)           | (7)   | (8)                     | (9)   |
| Idanogawo                | -             | -     | -                       | -     |
| Bawolato                 | -             | -     | -                       | -     |
| Ulugawo                  | -             | -     | -                       | -     |
| Gido                     | -             | -     | -                       | -     |
| Sogaeadu                 | -             | -     | -                       | -     |
| Ma'u                     | -             | -     | -                       | -     |
| Somolo-molo              | -             | -     | -                       | -     |
| Hiliduho                 | -             | -     | -                       | -     |
| Hiliserangkai            | -             | -     | -                       | -     |
| Botomuzoi                | -             | -     | -                       | -     |
| <b>Nias</b>              | -             | -     | -                       | -     |

Catatan/Note: \*Angka Sementara (ASEM)/ Preliminary Figures

Sumber/Source: BPS, Statistik Pertanian Hortikultura SPH-TBF/BPS-Statistics Indonesia, Agricultural Statistic for Horticulture SPH-TBF

**Tabel** 5.1.11 **Luas Panen Tanaman Hias Menurut Jenis Tanaman di Kabupaten Nias (m<sup>2</sup>), 2019–2020**  
**Table** 5.1.11 **Harvested Area of Ornamental Plants by Kind of Plant in Nias Regency (m<sup>2</sup>), 2019–2020**

| Jenis Tanaman<br>Kind of Plants | 2019 | 2020* |
|---------------------------------|------|-------|
| (1)                             | (2)  | (3)   |
| Anggrek/ <i>Orchid</i>          | -    | -     |
| Krisan/ <i>Chrysantemum</i>     | -    | -     |
| Mawar/ <i>Rose</i>              | -    | -     |
| Sedap Malam/ <i>Tuberose</i>    | -    | -     |

Catatan/Note: \*Angka Sementara (ASEM)/ Preliminary Figures

Sumber/Source: BPS, Statistik Pertanian Hortikultura SPH-TBF/BPS-Statistics Indonesia, Agricultural Statistic for Horticulture SPH-TBF

**Tabel** 5.1.12 **Produksi Tanaman Hias Menurut Jenis Tanaman di Kabupaten Nias (tangkai), 2019–2020**  
**Table** *Production of Ornamental Plants by Kind of Plant in Nias Regency (stalks), 2019–2020*

| Jenis Tanaman<br>Kind of Plants | 2019 | 2020* |
|---------------------------------|------|-------|
| (1)                             | (2)  | (3)   |
| Anggrek/ <i>Orchid</i>          | -    | -     |
| Krisan/ <i>Chrysantemum</i>     | -    | -     |
| Mawar/ <i>Rose</i>              | -    | -     |
| Sedap Malam/ <i>Tuberose</i>    | -    | -     |

Catatan/Note: \*Angka Sementara (ASEM)/ Preliminary Figures

Sumber/Source: BPS, Statistik Pertanian Hortikultura SPH-TBF/BPS-Statistics Indonesia, Agricultural Statistic for Horticulture SPH-TBF

**Tabel**  
**Table** 5.1.13

**Produksi Buah-buahan Menurut Kecamatan dan Jenis  
Tanaman di Kabupaten Nias (kuintal), 2019 and 2020**  
**Production of Fruits by Subdistrict and Kind of Plant in Nias  
Regency (kuintal), 2019 and 2020**

| Kecamatan<br>Subdistrict | Mangga/Mango |            | Durian/Durian |              |
|--------------------------|--------------|------------|---------------|--------------|
|                          | 2019         | 2020*      | 2019          | 2020*        |
| (1)                      | (2)          | (3)        | (4)           | (5)          |
| Idanogawo                | -            | 40         | -             | 100          |
| Bawolato                 | 28           | 80         | 10            | -            |
| Ulugawo                  | -            | -          | -             | -            |
| Gido                     | 116          | 560        | 250           | 2 760        |
| Sogaeadu                 | 70           | 77         | 48            | 181          |
| Ma'u                     | -            | -          | 100           | 500          |
| Somolo-molo              | 26           | 10         | 33            | 110          |
| Hiliduho                 | -            | -          | 15            | -            |
| Hiliserangkai            | 5            | 35         | 50            | 500          |
| Botomuzoi                | 65           | 20         | 80            | 1 400        |
| <b>Nias</b>              | <b>310</b>   | <b>822</b> | <b>586</b>    | <b>5 551</b> |

Lanjutan Tabel/*Continued Table* 5.1.13

| Kecamatan<br>Subdistrict | Jeruk Siam/Orange/Tangerine |              | Pisang/Banana |               |
|--------------------------|-----------------------------|--------------|---------------|---------------|
|                          | 2019                        | 2020*        | 2019          | 2020*         |
| (1)                      | (6)                         | (7)          | (8)           | (9)           |
| Idanogawo                | -                           | 100          | -             | -             |
| Bawolato                 | -                           | -            | 38 000        | 2 500         |
| Ulugawo                  | -                           | -            | 282           | -             |
| Gido                     | 80                          | 950          | 2 700         | 1 636         |
| Sogaeadu                 | 4                           | 16           | 5 000         | 4 500         |
| Ma'u                     | -                           | -            | 4 400         | 15 000        |
| Somolo-molo              | -                           | -            | 90            | 130           |
| Hiliduho                 | -                           | -            | 160           | 100           |
| Hiliserangkai            | -                           | -            | 500           | 2 100         |
| Botomuzoi                | -                           | -            | 2 400         | 1 000         |
| <b>Nias</b>              | <b>84</b>                   | <b>1 066</b> | <b>53 532</b> | <b>26 966</b> |

Lanjutan Tabel/Continued Table 5.1.13

| Kecamatan<br>Subdistrict | Pepaya/Papaya |             | Salak/Snakefruit |            |
|--------------------------|---------------|-------------|------------------|------------|
|                          | 2019          | 2020*       | 2019             | 2020*      |
| (1)                      | (10)          | (11)        | (12)             | (13)       |
| Idanogawo                | 10            | -           | -                | -          |
| Bawolato                 | 81            | 70          | 3                | 2          |
| Ulugawo                  | -             | -           | -                | -          |
| Gido                     | 128           | 880         | -                | -          |
| Sogaeadu                 | 51            | 63          | 2                | -          |
| Ma'u                     | -             | -           | 22               | 120        |
| Somolo-molo              | 43            | 55          | -                | -          |
| Hiliduho                 | 15            | 25          | -                | -          |
| Hiliserangkai            | 20            | 48          | 2                | 31         |
| Botomuzoi                | 171           | 190         | 82               | 410        |
| <b>Nias</b>              | <b>519</b>    | <b>1331</b> | <b>111</b>       | <b>563</b> |

Lanjutan Tabel/Continued Table 5.1.13

| Kecamatan<br>Subdistrict | Nangka/Cempedak<br>Jackfruit<br>(kw/ qui) |            | Nenas/<br>Pineapple<br>(kw/ qui) |           | Belimbing<br>Star Fruit<br>(kw/ qui) |            |
|--------------------------|---|------------|----------------------------------|-----------|--------------------------------------|------------|
|                          | 2019                                      | 2020*      | 2019                             | 2020*     | 2019                                 | 2020*      |
| (1)                      | (14)                                      | (15)       | (16)                             | (17)      | (18)                                 | (19)       |
| Idanogawo                | -   | -          | 31                               | -         | -                                    | -          |
| Bawolato                 | 70  | 40         | 7                                | 5         | 36                                   | 47         |
| Ulugawo                  | 1 545                                     | -          | 64                               | 30        | -                                    | -          |
| Gido                     | 166                                       | 279        | 1                                | 15        | 24                                   | 11         |
| Sogaeadu                 | 25  | 41         | 8                                | 16        | 33                                   | 38         |
| Ma'u                     | -   | -          | -                                | -         | -                                    | -          |
| Somolo-molo              | 17  | 15         | -                                | -         | -                                    | 10         |
| Hiliduho                 | -   | -          | -                                | -         | -                                    | -          |
| Hiliserangkai            | 10  | 50         | 3                                | 16        | 1                                    | 22         |
| Botomuzoi                | -   | -          | -                                | -         | 1                                    | 20         |
| <b>Nias</b>              | <b>1 833</b>                              | <b>425</b> | <b>114</b>                       | <b>82</b> | <b>95</b>                            | <b>148</b> |



Lanjutan Tabel/Continued Table 5.1.13

| Kecamatan<br>Subdistrict | Jambu Air/<br>Water Apple<br>(kw/ qui) |            | Jambu Biji<br>Guava<br>(kw/ qui) |            | Jeruk Besar<br>Pomelo<br>(kw/ qui) |           |
|--------------------------|--|------------|----------------------------------|------------|------------------------------------|-----------|
|                          | 2019                                   | 2020*      | 2019                             | 2020*      | 2019                               | 2020*     |
| (1)                      | (10)                                   | (11)       | (12)                             | (13)       |                                    |           |
| Idanogawo                | -                                      | 7          | -                                | 1          | -                                  | -         |
| Bawolato                 | -                                      | 30         | -                                | 21         | -                                  | -         |
| Ulugawo                  | -                                      | -          | -                                | -          | -                                  | -         |
| Gido                     | -                                      | 25         | -                                | 110        | -                                  | 20        |
| Sogaeadu                 | -                                      | 27         | -                                | 21         | -                                  | -         |
| Ma'u                     | -                                      | -          | -                                | -          | -                                  | -         |
| Somolo-molo              | -                                      | -          | -                                | 10         | -                                  | -         |
| Hiliduho                 | -                                      | -          | -                                | -          | -                                  | -         |
| Hiliserangkai            | -                                      | 15         | -                                | 17         | -                                  | -         |
| Botomuzoi                | -                                      | 411        | -                                | -          | -                                  | -         |
| <b>Nias</b>              | -                                      | <b>515</b> | -                                | <b>180</b> | -                                  | <b>20</b> |

Lanjutan Tabel/Continued Table 5.1.13

| Kecamatan<br>Subdistrict | Jeruk Siam/Kepek/<br>Orange/Tangerine<br>(kw/ qui) |              | Manggis<br>Mangsteen<br>(kw/ qui) |            | Sawo<br>Sawo<br>(kw/ qui) |          |
|--------------------------|--|--------------|-----------------------------------|------------|---------------------------|----------|
|                          | 2019   | 2020*        | 2019                              | 2020*      | 2019                      | 2020*    |
| (1)                      | (10)   | (11)         | (12)                              | (13)       |                           |          |
| Idanogawo                | -  | 100          | -                                 | -          | -                         | -        |
| Bawolato                 | -  | -            | 13                                | 5          | -                         | -        |
| Ulugawo                  | -  | -            | -                                 | -          | -                         | -        |
| Gido                     | 80   | 950          | 20                                | 148        | 4                         | 4        |
| Sogaeadu                 | 4  | 16           | 14                                | 25         | 4                         | 5        |
| Ma'u                     | -  | -            | -                                 | -          | -                         | -        |
| Somolo-molo              | -  | -            | 10                                | 6          | -                         | -        |
| Hiliduho                 | -  | -            | -                                 | -          | -                         | -        |
| Hiliserangkai            | -  | -            | 20                                | 80         | -                         | -        |
| Botomuzoi                | -  | -            | 34                                | -          | -                         | -        |
| <b>Nias</b>              | <b>84</b>  | <b>1 066</b> | <b>111</b>                        | <b>264</b> | <b>8</b>                  | <b>9</b> |

Catatan/Note: \*Angka Sementara (ASEM)/ Preliminary Figures

Sumber/Source: BPS, Statistik Pertanian Hortikultura SPH-TBF/BPS-Statistics Indonesia, Agricultural Statistic for Horticulture SPH-TBF

**Tabel 5.1.14** **Produksi Buah–Buahan dan Sayuran Tahunan Menurut Jenis Tanaman di Kabupaten Nias (ton), 2019–2020**  
**Production of Annual Fruits and Vegetables by Kind of Plant in Nias Regency (ton), 2019–2020**

| Jenis Tanaman<br><i>Kind of Plants</i> | 2019   | 2020*  |
|--|--------|--------|
| (1)                                    | (2)    | (3)    |
| Alpukat/ Avocado                       | 128    | 228    |
| Anggur/ Grape                          | -      | -      |
| Apel/ Apple                            | -      | -      |
| Belimbing/ Star Fruit                  | 95     | 148    |
| Duku/Langsat/Kokosan/ Duku             | 287    | 1 687  |
| Durian/ Durian                         | 586    | 5 551  |
| Jambu Air/ Water Apple                 | 94     | 515    |
| Jambu Biji/ Guava                      | 59     | 180    |
| Jengkol/ Jengkol                       | 2      | 10     |
| Jeruk Besar/ Pomelo                    | 5      | 20     |
| Jeruk Siam/Keprook/ Orange/Tangerine   | 84     | 1 066  |
| Mangga/ Mango                          | 310    | 822    |
| Manggis/ Mangosteen                    | 111    | 264    |
| Markisa/Konyal/ Passion fruit          | -      | -      |
| Melinjo/ Gnetum/Melinjo                | 10     | -      |
| Nangka/Cempedak/ Jackfruit             | 1 833  | 425    |
| Nenas/ Pineapple                       | 114    | 82     |
| Pepaya/ Papaya                         | 519    | 1 331  |
| Petai/ Twisted Cluster Bean            | 15     | 35     |
| Pisang/ Banana                         | 53 532 | 26 966 |
| Rambutan/ Rambutan                     | 59     | 244    |
| Salak/ Snakefruit                      | 111    | 563    |
| Sawo/ Sapodilla/Sawo                   | 8      | 9      |
| Sirsak/ Soursop                        | 69     | 79     |
| Sukun/ Breadfruit                      | 202    | 602    |

Catatan/Note: \*Angka Sementara (ASEM)/ Preliminary Figures

Sumber/Source: BPS, Statistik Pertanian Hortikultura SPH-TBF/BPS-Statistics Indonesia, Agricultural Statistic for Horticulture SPH-TBF

## 5.2 PERKEBUNAN ESTATE CROPS

**Tabel 5.2.1** Luas Areal Tanaman Perkebunan Menurut Kecamatan dan Jenis Tanaman di Kabupaten Nias (ha), 2019-2020  
*Planted Area of Estate Crops by Subdistrict and Type of Crops in Nias Regency (ha), 2019-2020*

| Kecamatan<br>Subdistrict | Kelapa Sawit<br>Oil Palm |      | Kelapa<br>Coconut |                 | Karet<br>Rubber |               |
|--------------------------|--------------------------|------|-------------------|-----------------|-----------------|---------------|
|                          | 2019                     | 2020 | 2019              | 2020            | 2019            | 2020          |
| (1)                      | (2)                      | (3)  | (4)               | (5)             | (6)             | (7)           |
| Idanogawo                | -                        | -    | 674               | 590             | 1 189           | 1 129         |
| Bawolato                 | -                        | -    | 724               | 719             | 826             | 5 341         |
| Ulugawo                  | -                        | -    | 69                | 41              | 180             | 489           |
| Gido                     | -                        | -    | 251,65            | 255             | 1 011           | 1 010         |
| Sogaeadu                 | -                        | -    | 12                | 19              | 1 736           | 1 667         |
| Ma'u                     | -                        | -    | 10                | 100             | 334             | 1 586         |
| Somolo-molo              | -                        | -    | 10                | 9               | 3 625           | 2 196         |
| Hiliduho                 | -                        | -    | 8,55              | 24,5            | 5 219           | 2 797         |
| Hiliserangkai            | -                        | -    | 20                | 20              | 3 357           | 2 257         |
| Botomuzoi                | -                        | -    | 18                | 10              | 4 474           | 3 479         |
| <b>Nias</b>              | -                        | -    | <b>1 797,20</b>   | <b>1 787,50</b> | <b>21 951</b>   | <b>21 951</b> |

Lanjutan Tabel/Continued Table 5.2.1

| Kecamatan<br>Subdistrict | Kopi<br>Coffee |          | Kakao<br>Cocoa |              | Tebu<br>Sugar cane |          |
|--------------------------|----------------|----------|----------------|--------------|--------------------|----------|
|                          | 2019           | 2020     | 2019           | 2020         | 2019               | 2020     |
| (1)                      | (2)            | (3)      | (4)            | (5)          | (6)                | (7)      |
| Idanogawo                | -              | -        | 368            | 284          | -                  | -        |
| Bawolato                 | -              | -        | 305            | 403          | -                  | -        |
| Ulugawo                  | -              | -        | 89             | 186          | -                  | -        |
| Gido                     | -              | -        | 297            | 231          | -                  | -        |
| Sogaeadu                 | 2              | -        | 24             | 26           | -                  | -        |
| Ma'u                     | -              | -        | 23             | 180          | -                  | -        |
| Somolo-molo              | -              | -        | 300            | 168          | -                  | -        |
| Hiliduho                 | -              | -        | 51             | 60           | -                  | -        |
| Hiliserangkai            | 2              | -        | -              | 76           | -                  | -        |
| Botomuzoi                | 2              | -        | 224            | 67           | -                  | -        |
| <b>Nias</b>              | <b>6</b>       | <b>-</b> | <b>1 681</b>   | <b>1 681</b> | <b>-</b>           | <b>-</b> |

Lanjutan Tabel/*Continued Table 5.2.1*

| Kecamatan<br>Subdistrict | Teh<br>Tea |      | Tembakau<br>Tobacco |      | Cengkeh<br>Clove |      |
|--------------------------|------------|------|---------------------|------|------------------|------|
|                          | 2019       | 2020 | 2019                | 2020 | 2019             | 2020 |
| (1)                      | (8)        | (9)  | (10)                | (11) | (12)             | (13) |
| Idanogawo                | -          | -    | -                   | -    | -                | -    |
| Bawolato                 | -          | -    | -                   | -    | -                | -    |
| Ulugawo                  | -          | -    | -                   | -    | -                | -    |
| Gido                     | -          | -    | -                   | -    | -                | -    |
| Sogaeadu                 | -          | -    | -                   | -    | -                | -    |
| Ma'u                     | -          | -    | -                   | -    | -                | -    |
| Somolo-molo              | -          | -    | -                   | -    | -                | -    |
| Hiliduho                 | -          | -    | -                   | -    | -                | -    |
| Hiliserangkai            | -          | -    | -                   | -    | -                | -    |
| Botomuzoi                | -          | -    | -                   | -    | -                | -    |
| <b>Nias</b>              | -          | -    | -                   | -    | -                | -    |

Lanjutan Tabel/Continued Table 5.2.1

| Kecamatan<br>Subdistrict | Pala<br>Nutmeg |      | Nilam<br>Patchouli |      | Kapulaga<br>Cardamom |            | Pinang<br>Areca Nut |              |
|--------------------------|----------------|------|--------------------|------|----------------------|------------|---------------------|--------------|
|                          | 2019           | 2020 | 2019               | 2020 | 2019                 | 2020       | 2019                | 2020         |
| (1)                      | (14)           | (15) | (16)               | (17) | (18)                 | (19)       | (20)                | (21)         |
| Idanogawo                | -              | -    | -                  | -    | -                    | -          | -                   | 78           |
| Bawolato                 | -              | -    | -                  | -    | -                    | 640        | -                   | 271          |
| Ulugawo                  | -              | -    | -                  | -    | -                    | -          | -                   | 6,5          |
| Gido                     | -              | -    | -                  | -    | -                    | -          | -                   | 5            |
| Sogaeadu                 | -              | -    | -                  | -    | -                    | -          | -                   | 7            |
| Ma'u                     | -              | -    | -                  | -    | -                    | -          | -                   | 72           |
| Somolo-molo              | -              | -    | -                  | -    | -                    | -          | -                   | 14           |
| Hiliduho                 | -              | -    | -                  | -    | -                    | -          | -                   | 37           |
| Hiliserangkai            | -              | -    | -                  | -    | -                    | -          | -                   | 10           |
| Botomuzoi                | -              | -    | -                  | -    | -                    | -          | -                   | 34           |
| <b>Nias</b>              | -              | -    | -                  | -    | -                    | <b>640</b> | -                   | <b>534,5</b> |

Sumber/Source: Dinas Pertanian dan Ketahanan Pangan Kabupaten Nias / Department of Agriculture and Food Security of Nias Regency

**Tabel**  
**Table** 5.2.2

**Produksi Perkebunan Menurut Kecamatan dan Jenis  
Tanaman di Kabupaten Nias (ton), 2019 dan 2020**  
*Production of Estate by Subdistrict and Type of Crops in Nias  
Regency (ton), 2019 and 2020*

| Kecamatan<br>Subdistrict | Kelapa Sawit<br>Oil Palm |      | Kelapa<br>Coconut |               | Karet<br>Rubber |               |
|--------------------------|--------------------------|------|-------------------|---------------|-----------------|---------------|
|                          | 2019                     | 2020 | 2019              | 2020          | 2019            | 2020          |
| (1)                      | (2)                      | (3)  | (4)               | (5)           | (6)             | (7)           |
| Idanogawo                | -                        | -    | 285,50            | 296,2         | 485             | 792           |
| Bawolato                 | -                        | -    | 81,37             | 344           | 204             | 2 672         |
| Ulugawo                  | -                        | -    | 12                | 3,2           | 86              | 13            |
| Gido                     | -                        | -    | 297,50            | 191,5         | 378,50          | 379,5         |
| Sogaeadu                 | -                        | -    | 85                | 11,76         | 654,80          | 469           |
| Ma'u                     | -                        | -    | 0,90              | 16,18         | 125             | 869           |
| Somolo-molo              | -                        | -    | 1,10              | 1             | 800             | 30            |
| Hiliduho                 | -                        | -    | 58,50             | 4,2           | 1862            | 96,7          |
| Hiliserangkai            | -                        | -    | 35                | 1,68          | 1236,80         | 195           |
| Botomuzoi                | -                        | -    | 15                | 2,15          | 758,80          | 1 078         |
| <b>Nias</b>              | -                        | -    | <b>871,87</b>     | <b>871,87</b> | <b>6 590,90</b> | <b>6594,2</b> |



Lanjutan Tabel/*Continued Table 5.2.2*

| Kecamatan<br>Subdistrict | Kopi<br>Coffee |      | Kakao<br>Cocoa |              | Tebu<br>Sugar cane |      |
|--------------------------|----------------|------|----------------|--------------|--------------------|------|
|                          | 2019           | 2020 | 2019           | 2020         | 2019               | 2020 |
| (1)                      | (2)            | (3)  | (4)            | (5)          | (6)                | (7)  |
| Idanogawo                | -              | -    | 215            | 132,3        | -                  | -    |
| Bawolato                 | -              | -    | 180            | 165          | -                  | -    |
| Ulugawo                  | -              | -    | 57,60          | 35,25        | -                  | -    |
| Gido                     | -              | -    | 200            | 126          | -                  | -    |
| Sogaeadu                 | -              | -    | 20             | 4,2          | -                  | -    |
| Ma'u                     | -              | -    | 20,70          | 30,32        | -                  | -    |
| Somolo-molo              | -              | -    | -              | 26,2         | -                  | -    |
| Hiliduho                 | -              | -    | 33,30          | 5,3          | -                  | -    |
| Hiliserangkai            | -              | -    | 0,00           | 10,23        | -                  | -    |
| Botomuzoi                | -              | -    | 25,20          | 6,4          | -                  | -    |
| <b>Nias</b>              | -              | -    | <b>751,80</b>  | <b>541,2</b> | -                  | -    |

Lanjutan Tabel/*Continued Table 5.2.2*

| Kecamatan<br>Subdistrict | Teh<br>Tea |      | Tembakau<br>Tobacco |      | Cengkeh<br>Clove |      |
|--------------------------|------------|------|---------------------|------|------------------|------|
|                          | 2019       | 2020 | 2019                | 2020 | 2019             | 2020 |
| (1)                      | (8)        | (9)  | (10)                | (11) | (12)             | (13) |
| Idanogawo                | -          | -    | -                   | -    | -                | -    |
| Bawolato                 | -          | -    | -                   | -    | -                | -    |
| Ulugawo                  | -          | -    | -                   | -    | -                | -    |
| Gido                     | -          | -    | -                   | -    | -                | -    |
| Sogaeadu                 | -          | -    | -                   | -    | -                | -    |
| Ma'u                     | -          | -    | -                   | -    | -                | -    |
| Somolo-molo              | -          | -    | -                   | -    | -                | -    |
| Hiliduho                 | -          | -    | -                   | -    | -                | -    |
| Hiliserangkai            | -          | -    | -                   | -    | -                | -    |
| Botomuzoi                | -          | -    | -                   | -    | -                | -    |
| <b>Nias</b>              | -          | -    | -                   | -    | -                | -    |

Lanjutan Tabel/Continued Table 5.2.2

| Kecamatan<br>Subdistrict | Pala<br>Nutmeg |      | Nilam<br>Patchouli |      | Kapulaga<br>Cardamom |           | Pinang<br>Areca Nut |             |
|--------------------------|----------------|------|--------------------|------|----------------------|-----------|---------------------|-------------|
|                          | 2019           | 2020 | 2019               | 2020 | 2019                 | 2020      | 2019                | 2020        |
| (1)                      | (14)           | (15) | (16)               | (17) | (18)                 | (19)      | (20)                | (21)        |
| Idanogawo                | -              | -    | -                  | -    | -                    | -         | -                   | 12,45       |
| Bawolato                 | -              | -    | -                  | -    | -                    | 46        | -                   | 35,4        |
| Ulugawo                  | -              | -    | -                  | -    | -                    | -         | -                   | 0,7         |
| Gido                     | -              | -    | -                  | -    | -                    | -         | -                   | 0,75        |
| Sogaeadu                 | -              | -    | -                  | -    | -                    | -         | -                   | 3,4         |
| Ma'u                     | -              | -    | -                  | -    | -                    | -         | -                   | 18,7        |
| Somolo-molo              | -              | -    | -                  | -    | -                    | -         | -                   | 3,1         |
| Hiliduho                 | -              | -    | -                  | -    | -                    | -         | -                   | 4,1         |
| Hiliserangkai            | -              | -    | -                  | -    | -                    | -         | -                   | 1,2         |
| Botomuzoi                | -              | -    | -                  | -    | -                    | -         | -                   | 2,3         |
| <b>Nias</b>              | -              | -    | -                  | -    | -                    | <b>46</b> | -                   | <b>82,1</b> |

Sumber/Source: Dinas Pertanian dan Ketahanan Pangan Kabupaten Nias / Department of Agriculture and Food Security of Nias Regency

### 5.3 PERIKANAN FISHERY

**Tabel 5.3.1** Produksi Ikan Menurut Jenis Perairan Kecamatan di Kabupaten Nias (ton), 2020  
*Production of Fish by Subdistrict in Nias Regency (ton), 2020*

| Kecamatan<br>Subdistrict | Perikanan<br>Tangkap | Perairan<br>Budidaya | Perairan<br>Umum | Air Payau | Jumlah<br>Total |
|--------------------------|----------------------|----------------------|------------------|-----------|-----------------|
| (1)                      | (2)                  | (3)                  | (4)              | (5)       | (6)             |
| Idanogawo                | 682,16               | 1,55                 | 0,01             | -         | 683,72          |
| Bawolato                 | 525,22               | 2,52                 | 0,01             | -         | 527,75          |
| Ulugawo                  | -                    | 0,78                 | 0,01             | -         | 0,79            |
| Gido                     | 137,1                | 3,35                 | 0,01             | -         | 140,46          |
| Sogaeadu                 | -                    | 2,02                 | 0,01             | -         | 2,03            |
| Ma'u                     | -                    | 1,67                 | 0,01             | -         | 1,68            |
| Somolo-molo              | -                    | 3,49                 | 0,01             | -         | 3,5             |
| Hiliduho                 | -                    | 2,4                  | 0,01             | -         | 2,41            |
| Hiliserangkai            | -                    | 2,46                 | 0,01             | -         | 2,47            |
| Botomuzoi                | -                    | 4,85                 | 0,01             | -         | 4,86            |
| <b>Nias</b>              | <b>1 344,48</b>      | <b>25,09</b>         | <b>0,1</b>       | <b>-</b>  | <b>1 369,67</b> |

Sumber/Source: Dinas Kelautan dan Perikanan Kabupaten Nias / Office of Marine And Fisheries of Nias Regency

**Tabel 5.3.2** Perkembangan Produksi Ikan Menurut Jenis Perairan di Kabupaten Nias (ton), 2017-2020  
**Table** Trends in Fish Production According to Nias Regency, 2017-2020

| Kecamatan Subdistrict | 2017     | 2018     | 2019     | 2020     |
|-----------------------|----------|----------|----------|----------|
| (1)                   | (2)      | (3)      | (4)      | (5)      |
| Perikanan Tangkap     | 1 097,84 | 1 185,67 | 1 278,38 | 1 344,48 |
| Perairan Budidaya     | 21,115   | 23,23    | 24,1     | 25,09    |
| Perairan Umum         | 0,1      | 0,1      | 0,1      | 0,1      |
| Air Payau             | -        | -        | -        | -        |

Sumber/Source: Dinas Kelautan dan Perikanan Kabupaten Nias / Office of Marine And Fisheries of Nias Regency

**Tabel 5.3.3**      **Produksi Perikanan Laut Menurut Jenis dan Kecamatan di Kabupaten Nias (ton), 2020**  
***Marine Fishery Production by Type and Subdistrict in Nias Regency (ton), 2020***

| Kecamatan<br>Subdistrict | Alu-alu      | Bamba-<br>ngan | Bawal        | Belanak     | Biji Nangka  | Cakalang     |
|--------------------------|--------------|----------------|--------------|-------------|--------------|--------------|
| (1)                      | (2)          | (3)            | (4)          | (5)         | (6)          | (7)          |
| Idanogawo                | 5,65         | 3,25           | 6,35         | 2,00        | 6,25         | 4,20         |
| Bawolato                 | 7,00         | 6,10           | 15,12        | 4,54        | 9,54         | 5,36         |
| Ulugawo                  | -            | -              | -            | -           | -            | -            |
| Gido                     | 0,30         | 1,00           | 0,10         | 0,10        | 3,20         | 4,00         |
| Sogaeadu                 | -            | -              | -            | -           | -            | -            |
| Ma'u                     | -            | -              | -            | -           | -            | -            |
| Somolo-molo              | -            | -              | -            | -           | -            | -            |
| Hiliduho                 | -            | -              | -            | -           | -            | -            |
| Hiliserangkai            | -            | -              | -            | -           | -            | -            |
| Botomuzoi                | -            | -              | -            | -           | -            | -            |
| <b>Nias</b>              | <b>12,95</b> | <b>10,35</b>   | <b>21,57</b> | <b>6,64</b> | <b>18,99</b> | <b>13,56</b> |

Lanjutan Tabel/Continued Table 5.3.3

| Kecamatan<br>Subdistrict | Cucut       | Cumi-cumi/  | Dencis       | Ekor<br>Kuning | Gulamah     | Gurita      |
|--------------------------|-------------|-------------|--------------|----------------|-------------|-------------|
| (1)                      | (8)         | (9)         | (10)         | (11)           | (12)        | (13)        |
| Idanogawo                | 2,40        | 1,00        | 5,45         | 4,35           | 3,20        | 1,20        |
| Bawolato                 | 3,65        | 1,25        | 7,35         | 8,00           | 4,25        | 2,00        |
| Ulugawo                  | -           | -           | -            | -              | -           | -           |
| Gido                     | 1,00        | 0,02        | 0,90         | 0,04           | 0,10        | 0,30        |
| Sogaeadu                 | -           | -           | -            | -              | -           | -           |
| Ma'u                     | -           | -           | -            | -              | -           | -           |
| Somolo-molo              | -           | -           | -            | -              | -           | -           |
| Hiliduho                 | -           | -           | -            | -              | -           | -           |
| Hiliserangkai            | -           | -           | -            | -              | -           | -           |
| Botomuzoi                | -           | -           | -            | -              | -           | -           |
| <b>Nias</b>              | <b>7,05</b> | <b>2,27</b> | <b>13,70</b> | <b>12,39</b>   | <b>7,55</b> | <b>3,50</b> |

Lanjutan Tabel/*Continued Table 5.3.3*

| Kecamatan<br>Subdistrict | Hiu         | Ikan Lidah  | Ikan Mener  | Ikan Merah   | Ikan<br>Sebelah | Ikan<br>Terbang |
|--------------------------|-------------|-------------|-------------|--------------|-----------------|-----------------|
| (1)                      | (14)        | (15)        | (16)        | (17)         | (18)            | (19)            |
| Idanogawo                | 2,99        | 1,20        | 0,90        | 7,00         | 1,00            | 47,73           |
| Bawolato                 | 3,60        | 1,20        | 3,54        | 8,60         | 1,00            | 36,31           |
| Ulugawo                  | -           | -           | -           | -            | -               | -               |
| Gido                     | 0,20        | 0,10        | 0,10        | 0,04         | 0,05            | 6,50            |
| Sogaeadu                 | -           | -           | -           | -            | -               | -               |
| Ma'u                     | -           | -           | -           | -            | -               | -               |
| Somolo-molo              | -           | -           | -           | -            | -               | -               |
| Hiliduho                 | -           | -           | -           | -            | -               | -               |
| Hiliserangkai            | -           | -           | -           | -            | -               | -               |
| Botomuzoi                | -           | -           | -           | -            | -               | -               |
| <b>Nias</b>              | <b>6,79</b> | <b>2,50</b> | <b>4,54</b> | <b>15,64</b> | <b>2,05</b>     | <b>90,54</b>    |



Lanjutan Tabel/Continued Table 5.3.3

| Kecamatan<br>Subdistrict | Japuh       | Julung-<br>julung | Kakap        | Kembung      | Kepiting     | Kerang      |
|--------------------------|-------------|-------------------|--------------|--------------|--------------|-------------|
| (1)                      | (20)        | (21)              | (22)         | (23)         | (24)         | (25)        |
| Idanogawo                | 1,00        | 2,00              | 7,50         | 5,20         | 1,00         | 1,00        |
| Bawolato                 | 1,00        | 4,66              | 8,25         | 8,25         | 6,25         | 0,01        |
| Ulugawo                  | -           | -                 | -            | -            | -            | -           |
| Gido                     | 0,01        | 0,20              | 1,25         | 2,75         | 2,75         | 0,01        |
| Sogaeadu                 | -           | -                 | -            | -            | -            | -           |
| Ma'u                     | -           | -                 | -            | -            | -            | -           |
| Somolo-molo              | -           | -                 | -            | -            | -            | -           |
| Hiliduho                 | -           | -                 | -            | -            | -            | -           |
| Hiliserangkai            | -           | -                 | -            | -            | -            | -           |
| Botomuzoi                | -           | -                 | -            | -            | -            | -           |
| <b>Nias</b>              | <b>2,01</b> | <b>6,86</b>       | <b>17,00</b> | <b>16,20</b> | <b>10,00</b> | <b>1,02</b> |

Lanjutan Tabel/*Continued Table 5.3.3*

| Kecamatan<br>Subdistrict | Kerapu       | Kurusi/Turusi | Kuro<br>Senangin | Kuwe         | Layar        | Layur       |
|--------------------------|--------------|---------------|------------------|--------------|--------------|-------------|
| (1)                      | (26)         | (27)          | (28)             | (29)         | (30)         | (31)        |
| Idanogawo                | 4,75         | 6,10          | 3,05             | 12,00        | 12,60        | 1,74        |
| Bawolato                 | 7,10         | 8,25          | 8,74             | 13,15        | 10,54        | 6,54        |
| Ulugawo                  | -            | -             | -                | -            | -            | -           |
| Gido                     | 2,00         | 2,80          | 0,20             | 3,50         | 11,20        | 0,01        |
| Sogaeadu                 | -            | -             | -                | -            | -            | -           |
| Ma'u                     | -            | -             | -                | -            | -            | -           |
| Somolo-molo              | -            | -             | -                | -            | -            | -           |
| Hiliduho                 | -            | -             | -                | -            | -            | -           |
| Hiliserangkai            | -            | -             | -                | -            | -            | -           |
| Botomuzoi                | -            | -             | -                | -            | -            | -           |
| <b>Nias</b>              | <b>13,85</b> | <b>17,15</b>  | <b>11,99</b>     | <b>28,65</b> | <b>34,34</b> | <b>8,29</b> |

Lanjutan Tabel/*Continued Table 5.3.3*

| Kecamatan<br>Subdistrict | Lemuru      | Lencam       | Manyung     | Parang-<br>parang | Pari         | Penyu       |
|--------------------------|-------------|--------------|-------------|-------------------|--------------|-------------|
| (1)                      | (32)        | (33)         | (34)        | (35)              | (36)         | (37)        |
| Idanogawo                | 1,00        | 5,72         | 2,26        | 2,30              | 3,18         | 1,00        |
| Bawolato                 | 3,20        | 5,94         | 3,80        | 3,25              | 7,74         | 0,40        |
| Ulugawo                  | -           | -            | -           | -                 | -            | -           |
| Gido                     | 0,02        | 0,10         | 0,60        | 0,06              | 1,00         | 0,05        |
| Sogaeadu                 | -           | -            | -           | -                 | -            | -           |
| Ma'u                     | -           | -            | -           | -                 | -            | -           |
| Somolo-molo              | -           | -            | -           | -                 | -            | -           |
| Hiliduho                 | -           | -            | -           | -                 | -            | -           |
| Hiliserangkai            | -           | -            | -           | -                 | -            | -           |
| Botomuzoi                | -           | -            | -           | -                 | -            | -           |
| <b>Nias</b>              | <b>4,22</b> | <b>11,76</b> | <b>6,66</b> | <b>5,61</b>       | <b>11,92</b> | <b>1,45</b> |

Lanjutan Tabel/*Continued Table 5.3.3*

| Kecamatan<br><i>Subdistrict</i> | Peperek     | Rajungan    | Remis       | Selar        | Sewangi     | Simping     |
|---------------------------------|-------------|-------------|-------------|--------------|-------------|-------------|
| (1)                             | (38)        | (39)        | (40)        | (41)         | (42)        | (43)        |
| Idanogawo                       | 0,50        | 1,90        | 1,00        | 28,20        | 3,05        | 1,00        |
| Bawolato                        | 5,50        | 1,80        | 1,00        | 10,20        | 5,54        | 1,00        |
| Ulugawo                         | -           | -           | -           | -            | -           | -           |
| Gido                            | 0,06        | 0,20        | 0,01        | 7,50         | 1,00        | 0,01        |
| Sogaeadu                        | -           | -           | -           | -            | -           | -           |
| Ma'u                            | -           | -           | -           | -            | -           | -           |
| Somolo-molo                     | -           | -           | -           | -            | -           | -           |
| Hiliduho                        | -           | -           | -           | -            | -           | -           |
| Hiliserangkai                   | -           | -           | -           | -            | -           | -           |
| Botomuzoi                       | -           | -           | -           | -            | -           | -           |
| <b>Nias</b>                     | <b>6,06</b> | <b>3,90</b> | <b>2,01</b> | <b>45,90</b> | <b>9,59</b> | <b>2,01</b> |

Lanjutan Tabel/*Continued Table 5.3.3*

| Kecamatan<br><i>Subdistrict</i> | Sunglir     | Talang-<br>talang | Tembang     | Tenggiri     | Tenggiri<br>Papan | Teri         |
|---------------------------------|-------------|-------------------|-------------|--------------|-------------------|--------------|
| (1)                             | (44)        | (45)              | (46)        | (47)         | (48)              | (49)         |
| Idanogawo                       | 2,68        | 4,00              | 0,40        | 6,00         | 3,65              | 8,72         |
| Bawolato                        | 4,69        | 6,74              | 3,60        | 11,00        | 9,15              | 26,14        |
| Ulugawo                         | -           | -                 | -           | -            | -                 | -            |
| Gido                            | 0,20        | 1,20              | 0,30        | 2,00         | 1,70              | 6,14         |
| Sogaeadu                        | -           | -                 | -           | -            | -                 | -            |
| Ma'u                            | -           | -                 | -           | -            | -                 | -            |
| Somolo-molo                     | -           | -                 | -           | -            | -                 | -            |
| Hiliduho                        | -           | -                 | -           | -            | -                 | -            |
| Hiliserangkai                   | -           | -                 | -           | -            | -                 | -            |
| Botomuzoi                       | -           | -                 | -           | -            | -                 | -            |
| <b>Nias</b>                     | <b>7,57</b> | <b>11,94</b>      | <b>4,30</b> | <b>19,00</b> | <b>14,50</b>      | <b>41,00</b> |

Lanjutan Tabel/*Continued Table 5.3.3*

| Kecamatan<br><i>Subdistrict</i> | Teripang    | Teteng-<br>kek | Teter       | Tiram       | Terubuk/<br>Todak |
|---------------------------------|-------------|----------------|-------------|-------------|-------------------|
| (1)                             | (50)        | (51)           | (52)        | (53)        | (54)              |
| Idanogawo                       | 1,00        | 1,00           | 2,78        | 0,01        | 2,50              |
| Bawolato                        | 0,50        | 0,60           | 3,55        | 0,01        | 2,00              |
| Ulugawo                         | -           | -              | -           | -           | -                 |
| Gido                            | 0,20        | 0,10           | 0,30        | 0,01        | 0,40              |
| Sogaeadu                        | -           | -              | -           | -           | -                 |
| Ma'u                            | -           | -              | -           | -           | -                 |
| Somolo-molo                     | -           | -              | -           | -           | -                 |
| Hiliduhu                        | -           | -              | -           | -           | -                 |
| Hiliserangkai                   | -           | -              | -           | -           | -                 |
| Botomuzoi                       | -           | -              | -           | -           | -                 |
| <b>Nias</b>                     | <b>1,70</b> | <b>1,70</b>    | <b>6,63</b> | <b>0,03</b> | <b>4,90</b>       |

Lanjutan Tabel/*Continued Table 5.3.3*

| Kecamatan<br><i>Subdistrict</i> | Tongkol       | Tuna         | Udang        | Ikan<br>Lainnya | Jumlah<br><i>Total</i> |
|---------------------------------|---------------|--------------|--------------|-----------------|------------------------|
| (1)                             | (55)          | (56)         | (57)         | (58)            | (59)                   |
| Idanogawo                       | 388,05        | 8,50         | 2,25         | 35,45           | 682,16                 |
| Bawolato                        | 106,07        | 11,38        | 8,75         | 70,52           | 525,22                 |
| Ulugawo                         | -             | -            | -            | -               | -                      |
| Gido                            | 40,36         | 7,20         | 0,25         | 21,40           | 137,1                  |
| Sogaeadu                        | -             | -            | -            | -               | -                      |
| Ma'u                            | -             | -            | -            | -               | -                      |
| Somolo-molo                     | -             | -            | -            | -               | -                      |
| Hiliduho                        | -             | -            | -            | -               | -                      |
| Hiliserangkai                   | -             | -            | -            | -               | -                      |
| Botomuzoi                       | -             | -            | -            | -               | -                      |
| <b>Nias</b>                     | <b>534,48</b> | <b>27,08</b> | <b>11,25</b> | <b>127,37</b>   | <b>1 344,48</b>        |

Sumber/*Source*: Dinas Kelautan dan Perikanan Kabupaten Nias / *Office of Marine And Fisheries of Nias Regency*

**Tabel 5.3.4** **Produksi Budidaya Ikan Menurut Jenis dan Kecamatan di Kabupaten Nias (ton), 2020**  
***Fish Cultivation Production by Type and Subdistrict in Nias Regency (ton), 2020***

| Kecamatan<br>Subdistrict | Lele Jumbo   | Ikan Mas    | Ikan Nila   | Ikan Mujair | Jumlah<br>Total |
|--------------------------|--------------|-------------|-------------|-------------|-----------------|
| (1)                      | (2)          | (3)         | (4)         | (5)         | (6)             |
| Idanogawo                | 0,85         | -           | 0,7         | -           | 1,55            |
| Bawolato                 | 2,41         | 0,01        | 0,1         | -           | 2,52            |
| Ulugawo                  | 0,78         | -           | -           | -           | 0,78            |
| Gido                     | 1,9          | 0,5         | 0,95        | -           | 3,35            |
| Sogaeadu                 | 1,92         | -           | 0,1         | -           | 2,02            |
| Ma'u                     | 1,1          | -           | 0,11        | 0,46        | 1,67            |
| Somolo-molo              | 2,59         | 0,03        | 0,69        | 0,18        | 3,49            |
| Hiliduho                 | 2,32         | -           | 0,08        | -           | 2,4             |
| Hiliserangkai            | 2,46         | -           | -           | -           | 2,46            |
| Botomuzoi                | 2,9          | 0,05        | 1,9         | -           | 4,85            |
| <b>Nias</b>              | <b>19,23</b> | <b>0,59</b> | <b>4,63</b> | <b>0,64</b> | <b>25,09</b>    |

Sumber/Source: Dinas Kelautan dan Perikanan Kabupaten Nias / Office of Marine And Fisheries of Nias Regency



**Tabel 5.3.5** **Produksi Olahan Ikan Menurut Jenis Olahan dan Kecamatan di Kabupaten Nias (ton), 2020**  
**Processed Fish Production by Type of Process and Subdistrict in Nias Regency (ton), 2020**

| Kecamatan<br>Subdistrict | Ikan Asap<br>Fish Smoke | Ikan Kering<br>Fish Dry | Ikan Asin<br>Fish Salty | Olahan<br>Lainnya<br>Other<br>Processes | Jumlah<br>Total |
|--------------------------|-------------------------|-------------------------|-------------------------|---|-----------------|
| (1)                      | (2)                     | (3)                     | (4)                     | (5)                                     | (6)             |
| Idanogawo                | 0,46                    | 2,9                     | 4,36                    | 0,1                                     | 7,82            |
| Bawolato                 | 1,60                    | 8,5                     | 13,6                    | 0,2                                     | 23,9            |
| Ulugawo                  | -                       | -                       | -                       | -                                       | -               |
| Gido                     | -                       | -                       | -                       | -                                       | -               |
| Sogaeadu                 | -                       | -                       | -                       | -                                       | -               |
| Ma'u                     | -                       | -                       | -                       | -                                       | -               |
| Somolo-molo              | -                       | -                       | -                       | -                                       | -               |
| Hiliduho                 | -                       | -                       | -                       | -                                       | -               |
| Hiliserangkai            | -                       | -                       | -                       | -                                       | -               |
| Botomuzoi                | -                       | -                       | -                       | -                                       | -               |
| <b>Nias</b>              | <b>2,06</b>             | <b>11,4</b>             | <b>17,96</b>            | <b>0,3</b>                              | <b>31,72</b>    |

Sumber/Source: Dinas Kelautan dan Perikanan Kabupaten Nias / Office of Marine And Fisheries of Nias Regency

**Tabel 5.3.6** Perkembangan Jumlah Nelayan dan Pembudidaya Ikan di Kabupaten Nias, 2018-2020  
**Trend of Number of Fishermen and Fish Cultivator by Subdistrict in Nias Regency, 2018-2020**

| Uraian<br>Description | 2018 | 2019  | 2020  |
|-----------------------|------|-------|-------|
| (1)                   | (2)  | (3)   | (4)   |
| Nelayan               | 998  | 1 084 | 1 098 |
| Pembudidaya Ikan      | 896  | 950   | 1 177 |

Sumber/Source: Dinas Kelautan dan Perikanan Kabupaten Nias / Office of Marine And Fisheries of Nias Regency

**Tabel 5.3.7** Jumlah Pembudidaya Ikan Menurut Kecamatan di Kabupaten Nias, 2020  
**Table** *Number of Fish Cultivators by Subistrict in Nias Regency, 2020*

| Kecamatan<br>Subdistrict | 2020         |
|--------------------------|--------------|
| (1)                      | (2)          |
| Idanogawo                | 140          |
| Bawolato                 | 112          |
| Ulugawo                  | 47           |
| Gido                     | 243          |
| Sogaeadu                 | 20           |
| Ma'u                     | 75           |
| Somolo-molo              | 72           |
| Hiliduho                 | 190          |
| Hiliserangkai            | 42           |
| Botomuzoi                | 236          |
| <b>Nias</b>              | <b>1 177</b> |

Sumber/Source: Dinas Kelautan dan Perikanan Kabupaten Nias / Office of Marine And Fisheries of Nias Regency

**Tabel 5.3.8** Luas Lahan Budidaya Ikan Menurut Kecamatan di Kabupaten Nias, 2020  
**Table 5.3.8** Fish Cultivation Area by Subdistrict in Nias Regency, 2020

| Kecamatan<br>Subdistrict | Tambak/Bakau (Ha) | Budidaya Ikan Air Tawar /<br>BIAT (Ha) |
|--------------------------|-------------------|--|
| (1)                      | (2)               | (3)                                    |
| Idanogawo                | 37                | 4,27                                   |
| Bawolato                 | 30                | 3,01                                   |
| Ulugawo                  | -                 | 1,03                                   |
| Gido                     | 55                | 5,09                                   |
| Sogaeadu                 | -                 | 0,2                                    |
| Ma'u                     | -                 | 2,27                                   |
| Somolo-molo              | -                 | 2,05                                   |
| Hiliduho                 | -                 | 3,25                                   |
| Hiliserangkai            | -                 | 0,12                                   |
| Botomuzoi                | -                 | 3,13                                   |
| <b>Nias</b>              | <b>122</b>        | <b>24,42</b>                           |

Sumber/Source: Dinas Kelautan dan Perikanan Kabupaten Nias / Office of Marine And Fisheries of Nias Regency

**5.4 PETERNAKAN  
LIVESTOCK AND POULTRY**

**Tabel** 5.4.1 **Populasi Ternak dan Unggas, Produksi Daging, dan Telur di Kabupaten Nias, 2020**  
*Population of Livestock And Poultry, Meat And Egg Product in Nias Regency, 2020*

| Jenis Tanaman<br><i>Kind of Plants</i>                          | 2020      |
|---|-----------|
| (1)   | (2)       |
| <b>Ternak Besar/Kecil (ekor)</b>                                |           |
| Sapi/ <i>Cow</i>  | 10        |
| Kerbau/ <i>Buffalo</i>  | 158       |
| Kuda/ <i>Horse</i>  | 0         |
| Babi/ <i>Pig</i>  | 2 080     |
| Kambing/ <i>Goat</i>  | 310       |
| <b>Ternak Unggas (ekor)</b>                                     |           |
| Ayam Buras/ <i>Free-range Chicken</i>                           | 65 225    |
| Itik/ <i>Duck</i>   | 1 002     |
| <b>Produksi Daging (ton)</b>                                    |           |
| Daging Ternak Besar/Kecil / <i>Large / Small Livestock Meat</i> | 82,84     |
| Daging Unggas/ <i>Poultry</i>                                   | 64,54     |
| <b>Produksi Telur (butir)</b>                                   | 1 581 786 |

Sumber/*Source*: Dinas Pertanian dan Ketahanan Pangan Kabupaten Nias / *Departement of Agriculture of Nias Regency*

**Tabel**  
**Table** 5.4.2

**Populasi Ternak Menurut Jenis dan Kecamatan di  
Kabupaten Nias, 2020**  
*Population of Livestock by Kind and Subdistrict in Nias  
Regency, 2020*

| Kecamatan<br>Subdistrict | Sapi<br>Cows | Kerbau<br>Buffaloes | Kuda<br>Horses | Babi<br>Pigs | Kambing<br>Goats | Jumlah<br>Total |
|--------------------------|--------------|---------------------|----------------|--------------|------------------|-----------------|
| (1)                      | (2)          | (3)                 | (4)            | (5)          | (6)              | (7)             |
| Idanogawo                | 3            | 106                 | -              | 180          | 140              | 429             |
| Bawolato                 | -            | 52                  | -              | 203          | 93               | 348             |
| Ulugawo                  | -            | -                   | -              | 109          | -                | 109             |
| Gido                     | -            | -                   | -              | 344          | 54               | 398             |
| Sogaeadu                 | -            | -                   | -              | 92           | 10               | 102             |
| Ma'u                     | -            | -                   | -              | 120          | -                | 120             |
| Somolo-molo              | -            | -                   | -              | 80           | -                | 80              |
| Hiliduho                 | -            | -                   | -              | 399          | -                | 399             |
| Hiliserangkai            | -            | -                   | -              | 300          | -                | 300             |
| Botomuzoi                | 7            | -                   | -              | 253          | 13               | 273             |
| <b>Nias</b>              | <b>10</b>    | <b>158</b>          | <b>-</b>       | <b>2 080</b> | <b>310</b>       | <b>2 558</b>    |

Sumber/Source: Dinas Pertanian dan Ketahanan Pangan Kabupaten Nias / *Departement of Agriculture of Nias Regency*

**Tabel** 5.4.3 **Populasi Unggas Menurut Jenis dan Kecamatan di Kabupaten Nias, 2020**  
**Population of Poultry by Kind and Subdistrict in Nias Regency, 2020**

| Kecamatan<br>Subdistrict | Ayam Buras<br>Free-range<br>Chicken | Itik<br>Duck | Jumlah<br>Total |
|--------------------------|-------------------------------------|--------------|-----------------|
| (1)                      | (2)                                 | (3)          | (4)             |
| Idanogawo                | 7 800                               | 175          | 7 975           |
| Bawolato                 | 9 675                               | 245          | 9 920           |
| Ulugawo                  | 1 850                               | 0            | 1 850           |
| Gido                     | 10 895                              | 303          | 11 198          |
| Sogaeadu                 | 8 759                               | 40           | 8 799           |
| Ma'u                     | 4 196                               | 0            | 4 196           |
| Somolo-molo              | 2 950                               | 0            | 2 950           |
| Hiliduho                 | 4 495                               | 65           | 4 560           |
| Hiliserangkai            | 6 875                               | 0            | 6 875           |
| Botomuzoi                | 7 730                               | 174          | 7 904           |
| <b>Nias</b>              | <b>65 225</b>                       | <b>1 002</b> | <b>66 227</b>   |

Sumber/Source: Dinas Pertanian dan Ketahanan Pangan Kabupaten Nias / Department of Agriculture of Nias Regency

**Tabel**  
**Table** 5.4.4**Produksi Daging Menurut Jenis dan Kecamatan di  
Kabupaten Nias (ton) , 2020**  
*Production of Meat by Kind and Subdistrict in Nias Regency  
(ton), 2020*

| Kecamatan<br>Subdistrict | Daging Ternak<br>Besar/ Kecil<br>Livestock Meat Big<br>/ Small | Daging Unggas<br>Poultry Meat | Jumlah<br>Total |
|--------------------------|--|-------------------------------|-----------------|
| (1)                      | (2)  | (3)                           | (4)             |
| Idanogawo                | 15,77  | 7,6                           | 23,37           |
| Bawolato                 | 11,37  | 9,72                          | 21,09           |
| Ulugawo                  | 3,49   | 1,81                          | 5,3             |
| Gido                     | 11,42  | 10,97                         | 22,39           |
| Sogaeadu                 | 3,02   | 8,6                           | 11,62           |
| Ma'u                     | 3,84   | 4,11                          | 7,95            |
| Somolo-molo              | 2,56   | 2,8                           | 5,36            |
| Hiliduho                 | 12,77  | 4,46                          | 17,23           |
| Hiliserangkai            | 9,6  | 6,73                          | 16,33           |
| Botomuzoi                | 8,64   | 7,74                          | 16,38           |
| <b>Nias</b>              | <b>82,48</b>   | <b>64,54</b>                  | <b>147,02</b>   |

Sumber/Source: Dinas Pertanian dan Ketahanan Pangan Kabupaten Nias / *Departement of Agriculture of Nias Regency*



**Tabel**  
**Table** 5.4.5

**Produksi Telur Menurut Jenis dan Kecamatan di  
Kabupaten Nias, 2020**  
*Production of Eggst by Kind and Subdistrict in Nias Regency  
(ton), 2020*

| Kecamatan<br>Subdistrict | Jumlah Telur Ayam<br>Number of Chicken Eggs |               | Jumlah Telur Itik<br>Number Duck Egg |              |
|--------------------------|---|---------------|--------------------------------------|--------------|
|                          | Butir<br>Grain                              | Kg            | Butir<br>Grain                       | Kg           |
| (1)                      | (2)   | (3)           | (4)                                  | (5)          |
| Idanogawo                | 171 990                                     | 3 822         | 21 438                               | 306          |
| Bawolato                 | 213 334                                     | 4 741         | 50 838                               | 726          |
| Ulugawo                  | 40 793                                      | 907           | 0                                    | 0            |
| Gido                     | 240 235                                     | 5 339         | 37 118                               | 530          |
| Sogaeadu                 | 193 136                                     | 4 292         | 4 900                                | 70           |
| Ma'u                     | 95 522                                      | 2 056         | 0                                    | 0            |
| Somolo-molo              | 65 048                                      | 1 446         | 0                                    | 0            |
| Hiliduho                 | 99 115                                      | 2 203         | 7 963                                | 114          |
| Hiliserangkai            | 151 594                                     | 3 369         | 0                                    | 0            |
| Botomuzoi                | 170 447                                     | 3 788         | 21 315                               | 305          |
| <b>Nias</b>              | <b>1 441 214</b>                            | <b>31 963</b> | <b>143 572</b>                       | <b>2 051</b> |

Sumber/Source: Dinas Pertanian dan Ketahanan Pangan Kabupaten Nias / *Departement of Agriculture of Nias Regency*

## 5.5 TANAMAN PANGAN FOOD CROPS

**Tabel 5.5.1** Luas Panen, Produktivitas, dan Produksi Padi Menurut Kecamatan (ha), 2020  
*Table 5.5.1* Harvested Area, Productivity, dan Production of Paddy by Subdistrict (ha), 2020

| Kecamatan<br>Subdistrict | Luas Panen (ha)<br>Harvested Area (ha) | Produktivitas (ton/ha)<br>Productivity (ton/ha) | Produksi (ton)<br>Production (ton) |
|--------------------------|--|---|------------------------------------|
| (1)                      | (2)                                    | (3)   | (4)                                |
| Idanogawo                | 3 286,90                               | 4,8   | 15 777,12                          |
| Bawolato                 | 3 572,90                               | 4,5   | 16 078,05                          |
| Ulugawo                  | 116,5                                  | 2,5   | 291,25                             |
| Gido                     | 2 678,60                               | 4,9   | 13 125,14                          |
| Sogaeadu                 | 1 871,70                               | 4,5   | 8 422,65                           |
| Ma'u                     | 7,7                                    | 2,5   | 19,25                              |
| Somolo-molo              | 0                                      | 0   | 0                                  |
| Hiliduho                 | 135,8                                  | 3,5   | 475,3                              |
| Hiliserangkai            | 0                                      | 0   | 0                                  |
| Botomuzoi                | 221,4                                  | 3,5   | 774,9                              |
| <b>Nias</b>              | <b>11 891,50</b>                       |   | <b>54 963,66</b>                   |

Sumber/Source: Dinas Pertanian dan Ketahanan Pangan Kabupaten Nias / *Departement of Agriculture of Nias Regency*

**Tabel**  
**Table** 5.5.2

**Produksi Beras Menurut Kecamatan, 2020**  
**Harvested Rice Production by Subdistrict, 2020**

| Kecamatan<br>Subdistrict | Produksi Beras (ton)<br>Rice Production (ton) |
|--------------------------|---|
| (1)                      | (2)   |
| Idanogawo                | 8 422   |
| Bawolato                 | 8 583   |
| Ulugawo                  | 155   |
| Gido                     | 7 006   |
| Sogaeadu                 | 4 496   |
| Ma'u                     | 10,28   |
| Somolo-molo              | 0   |
| Hiliduho                 | 254   |
| Hiliserangkai            | 0   |
| Botomuzoi                | 414   |
| <b>Nias</b>              | <b>29 340</b>                                 |

Sumber/Source: Dinas Pertanian dan Ketahanan Pangan Kabupaten Nias / Department of Agriculture of Nias Regency

**Tabel**  
**Table** 5.5.3

**Luas Panen Palawija Menurut Jenis dan Kecamatan (ha),  
2020**  
*Palawija Harvest Area by Type and Subdistrict (ha),  
2020*

| Kecamatan<br>Subdistrict | Jagung<br>Maize | Kacang<br>Kedelai<br>Soybean | Kacang<br>Tanah<br>Peanut | Kacang<br>Hijau<br>Greenpeal | Ketela<br>Pohon<br>Cassava | Ketela<br>Rambat<br>Sweet<br>Potatoes |
|--------------------------|-----------------|------------------------------|---------------------------|------------------------------|----------------------------|---------------------------------------|
| (1)                      | (2)             | (3)                          | (4)                       | (5)                          | (6)                        | (7)                                   |
| Idanogawo                | 59              | 0                            | 0                         | 0                            | 0                          | 2                                     |
| Bawolato                 | 982,6           | 0                            | 0                         | 0                            | 11                         | 4                                     |
| Ulugawo                  | 50              | 1                            | 0                         | 0                            | 1                          | 0                                     |
| Gido                     | 1               | 0                            | 0,5                       | 0                            | 8,5                        | 6,5                                   |
| Sogaeadu                 | 0               | 0                            | 0                         | 0                            | 2                          | 0                                     |
| Ma'u                     | 2,5             | 0                            | 0                         | 0                            | 7                          | 0                                     |
| Somolo-molo              | 4               | 0                            | 0                         | 0                            | 0                          | 0                                     |
| Hiliduhu                 | 5               | 0                            | 0                         | 0                            | 4                          | 4                                     |
| Hiliserangkai            | 0               | 0                            | 0                         | 0                            | 1                          | 0,5                                   |
| Botomuzoi                | 1               | 0                            | 0                         | 0                            | 0                          | 0                                     |
| <b>Nias</b>              | <b>1 105,1</b>  | <b>1</b>                     | <b>0,5</b>                | <b>0</b>                     | <b>34,5</b>                | <b>17</b>                             |

Sumber/Source: Dinas Pertanian dan Ketahanan Pangan Kabupaten Nias / Departement of Agriculture of Nias Regency

**Tabel 5.5.4** **Produksi Palawija Menurut Jenis dan Kecamatan (ton), 2020**  
**Table** **Palawija Production by Type and Subdistrict (ton), 2020**

| Kecamatan<br>Subdistrict | Jagung<br>Maize | Kacang<br>Kedelai<br>Soybean | Kacang<br>Tanah<br>Peanut | Kacang<br>Hijau<br>Greenpeal | Ketela<br>Pohon<br>Cassava | Ketela<br>Rambat<br>Sweet<br>Pottatoes |
|--------------------------|-----------------|------------------------------|---------------------------|------------------------------|----------------------------|--|
| (1)                      | (2)             | (3)                          | (4)                       | (5)                          | (6)                        | (7)                                    |
| Idanogawo                | 206,5           | 0                            | 0                         | 0                            | 0                          | 14                                     |
| Bawolato                 | 4 913           | 0                            | 0                         | 0                            | 132                        | 24                                     |
| Ulugawo                  | 150             | 1,2                          | 0                         | 0                            | 7                          | 0                                      |
| Gido                     | 3,5             | 0                            | 0,75                      | 0                            | 102                        | 39                                     |
| Sogaeadu                 | 0               | 0                            | 0                         | 0                            | 20                         | 0                                      |
| Ma'u                     | 7,5             | 0                            | 0                         | 0                            | 42                         | 0                                      |
| Somolo-molo              | 12              | 0                            | 0                         | 0                            | 0                          | 0                                      |
| Hiliduho                 | 15              | 0                            | 0                         | 0                            | 24                         | 20                                     |
| Hiliserangkai            | 0               | 0                            | 0                         | 0                            | 6                          | 2                                      |
| Botomuzoi                | 3,5             | 0                            | 0                         | 0                            | 0                          | 0                                      |
| <b>Nias</b>              | <b>5 311</b>    | <b>1,2</b>                   | <b>0,75</b>               | <b>0</b>                     | <b>333</b>                 | <b>99</b>                              |

Sumber/Source: Dinas Pertanian dan Ketahanan Pangan Kabupaten Nias / Departement of Agriculture of Nias Regency

**Tabel**  
**Table** 5.5.5**Luas Lahan Sawah Dirinci Menurut Jenis Pengairan dan Kecamatan di Kabupaten Nias, 2020**  
**Area of Rice Fields, Detailed by Type of Irrigation and Sub-Districts in Nias Regency, 2020**

| Kecamatan<br>Subdistrict | Irigasi Teknis<br>Technical irrigation | Tadah Hujan<br>Rain Proof | Jumlah<br>Total |
|--------------------------|--|---------------------------|-----------------|
| (1)                      | (2)                                    | (3)                       | (4)             |
| Idanogawo                | 350                                    | 1 175                     | 1525            |
| Bawolato                 | 370                                    | 1 812                     | 2182            |
| Ulugawo                  | 0                                      | 85                        | 85              |
| Gido                     | 609                                    | 475                       | 1084            |
| Sogaeadu                 | 374                                    | 631                       | 1005            |
| Ma'u                     | 0                                      | 6                         | 6               |
| Somolo-molo              | 0                                      | 0                         | 0               |
| Hiliduho                 | 0                                      | 43                        | 43              |
| Hiliserangkai            | 0                                      | 0                         | 0               |
| Botomuzoi                | 20                                     | 64,6                      | 84,6            |
| <b>Nias</b>              | <b>1 723</b>                           | <b>4 291,6</b>            | <b>6 014,6</b>  |

Sumber/Source: Dinas Pertanian dan Ketahanan Pangan Kabupaten Nias / *Departement of Agriculture of Nias Regency*





**INDUSTRI, PERTAMBANGAN,  
DAN ENERGI**  
*INDUSTRY, MINING, AND ENGERGY*

**BAB**  
Chapter

**06**

<https://niaskab.bps.go.id>





**PENJELASAN TEKNIS**

1. Kapasitas listrik terpasang adalah total kapasitas dari seluruh mesin pembangkit listrik yang dioperasikan.
2. Listrik yang dibangkitkan adalah jumlah listrik yang dibangkitkan oleh seluruh mesin pembangkit listrik dan dinyatakan dalam satuan dasar Watt hours.
3. Pelanggan adalah individu atau kelompok, baik rumah tangga, perusahaan atau institusi nonprofit yang membeli air bersih dari perusahaan air bersih.
4. Volume air bersih yang disalurkan adalah banyaknya air bersih yang disalurkan oleh perusahaan air bersih (dalam satuan m<sup>3</sup>). Semakin besar volume air bersih yang disalurkan maka akan semakin terpenuhi kebutuhan konsumen akan air bersih.

**TECHNICAL NOTES**

1. *The installed electricity capacity is the total capacity of all the power generating machines being operated.*
2. *The electricity generated is the amount of electricity generated by all power generating machines and is expressed in basic units of Watt hours.*
3. *Customers are individuals or groups, whether households, companies or non-profit institutions that buy clean water from clean water companies.*
4. *The volume of clean water distributed is the amount of clean water distributed by the clean water company (in m<sup>3</sup>). The greater the volume of clean water that is distributed, the more consumers' needs for clean water will be met.*

**ULASAN****DESCRIPTION****Listrik**

Pengadaan listrik Kabupaten Nias masih bergabung dengan PLN Area Nias Rayon Gunungsitoli yang disuplai oleh PLTD Muawo dan PLTD Idanoi. Jumlah pelanggan listrik mengalami peningkatan, pada tahun 2019 sebanyak 26.596 pelanggan meningkat menjadi 27.855 pelanggan listrik baik rumah tangga, komersil, industri, pemerintah, sosial dan lainnya

Tahun 2020, listrik yang di produksi oleh PLN sebesar 129.658.788 KWh, yang terjual sebesar 94.715.680 KWh, dipakai sendiri sebesar 1.365.911 KWh dan 10.099.945 KWh mengalami susut.

**Air Bersih**

Selain pelanggan listrik, pelanggan air bersih yang disalurkan oleh PDAM Tirta Umbu khususnya di kecamatan Gido mengalami peningkatan dari 716 pelanggan tahun 2019 meningkat menjadi 743 pelanggan di tahun 2020. Namun Volume air yang disalurkan dan nilai penjualan mengalami penurunan dari 201.415 m<sup>3</sup> dengan nilai 549.004.789 rupiah tahun 2019 turun menjadi 200.233 m<sup>3</sup> dengan Nilai penjualan sebesar 529.762.362 rupiah.

**Electricity**

*The electricity supply for Nias Regency is still joined by PLN Nias Area, Rayon Gunungsitoli, which is supplied by PLTD Muawo and PLTD Idanoi. The number of electricity subscribers has increased, in 2019 there were 26,596 customers, increasing to 27,855 electricity customers, both household, commercial, industrial, government, social and others.*

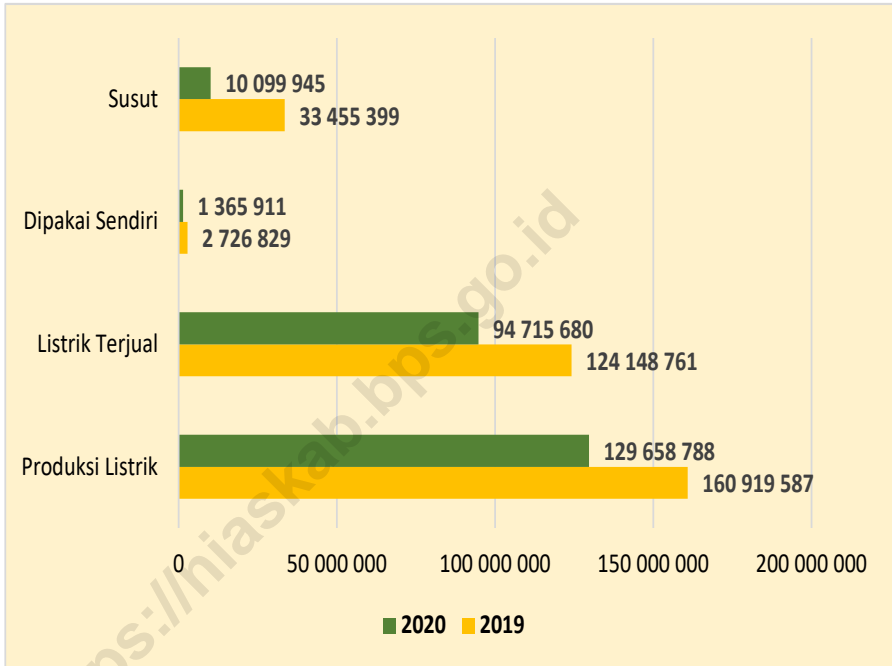
*In 2020, the electricity produced by PLN was 129,658,788 KWh, which was sold for 94,715,680 KWh, of which 1,365,911 KWh were used alone and 10,099,945 KWh was reduced.*

**Water**

*Apart from electricity customers, clean water customers distributed by PDAM Tirta Umbu, especially in Gido sub-district, have increased from 716 customers in 2019 to 743 customers in 2020. However, the volume of water distributed and the value of sales has decreased from 201,415 m<sup>3</sup> with a value of 549,004,789 rupiah in 2019 decreased to 200,233 m<sup>3</sup> with a sales value of 529,762,362 rupiah.*

**Gambar** 6.1  
**Figures**

**Jumlah Produksi Listrik, Listrik Terjual, Dipakai Sendiri, Hilang/susut (KWh), 2019**  
**Number of Electricity Production, Electricity Sold, Self Used, Loss / shrinkage (KWh), 2019**



Catatan/Note: \* Data mencakup 4 (empat) Kabupaten (Nias, Nias Utara, Nias Barat dan Gunungsitoli)  
Sumber/Source: PT. PLN Area Nias Rayon Gunungsitoli

**Tabel**  
**Table** 6.1**Daya Terpasang, Produksi, dan Distribusi Listrik PT. PLN (Persero) pada UP3 Nias di Kabupaten Nias, 2020**  
**Installed Electricity Power, Production, and Distribution of PT. PLN (Persero) at PLN Branch by Subdistrict in Nias Regency 2020**

| Kecamatan<br>Subdistrict | Daya<br>Terpasang<br>Installed<br>Electricity<br>Power<br>(KV <sub>a</sub> ) | Produksi<br>Listrik<br>Electricity<br>Production<br>(KWh) | Listrik<br>Terjual<br>Electricity<br>Sold<br>(KWh) | Dipakai<br>Sendiri<br>Own<br>Used<br>(KWh) | Susut/<br>Hilang<br>Shrinkage/<br>Lost<br>(KWh) |
|--------------------------|--|---|--|--|---|
| (1)                      | (2)  | (3)   | (4)  | (5)  | (6)   |
| Idanogawo                | ...  | ...   | ...  | ...  | ...   |
| Bawolato                 | ...  | ...   | ...  | ...  | ...   |
| Ulugawo                  | ...  | ...   | ...  | ...  | ...   |
| Gido                     | ...  | ...   | ...  | ...  | ...   |
| Sogaeadu                 | ...  | ...   | ...  | ...  | ...   |
| Ma'u                     | ...  | ...   | ...  | ...  | ...   |
| Somolo-molo              | ...  | ...   | ...  | ...  | ...   |
| Hiliduho                 | ...  | ...   | ...  | ...  | ...   |
| Hiliserangkai            | ...  | ...   | ...  | ...  | ...   |
| Botomuzoi                | ...  | ...   | ...  | ...  | ...   |
| <b>Nias</b>              | ...  | ...   | ...  | ...  | ...   |
| <b>Kepulauan Nias*</b>   | <b>73 781</b>  | <b>129 658 788</b>  | <b>94 715 680</b>                                  | <b>1 365 911</b>                           | <b>10 099 945</b>                               |

Catatan/Note: \* Data mencakup 4 (empat) Kabupaten (Nias, Nias Utara, Nias Barat dan Gunungsitoli)

Sumber/Source: PT. PLN Area Nias Rayon Gunungsitoli

**Tabel**  
**Table 6.2****Jumlah Pelanggan Listrik Menurut Kecamatan di  
Kabupaten Nias, 2016–2020**  
**Number of Electricity Customers by Subdistrict in Nias  
Regency, 2016–2020**

| Kecamatan<br>Subdistrict | 2016 | 2017          | 2018 | 2019          | 2020          |
|--------------------------|------|---------------|------|---------------|---------------|
| (1)                      | (2)  | (3)           | (4)  | (5)           | (6)           |
| Idanogawo                | ...  | ...           | ...  | ...           | ...           |
| Bawolato                 | ...  | ...           | ...  | ...           | ...           |
| Ulugawo                  | ...  | ...           | ...  | ...           | ...           |
| Gido                     | ...  | ...           | ...  | ...           | ...           |
| Sogaeadu                 | ...  | ...           | ...  | ...           | ...           |
| Ma'u                     | ...  | ...           | ...  | ...           | ...           |
| Somolo-molo              | ...  | ...           | ...  | ...           | ...           |
| Hiliduho                 | ...  | ...           | ...  | ...           | ...           |
| Hiliserangkai            | ...  | ...           | ...  | ...           | ...           |
| Botomuzoi                | ...  | ...           | ...  | ...           | ...           |
| <b>Nias</b>              | ...  | <b>23 396</b> | ...  | <b>26 596</b> | <b>27 855</b> |

Sumber/Source: PT. PLN Area Nias Rayon Gunungsitoli

**Tabel**  
**Table 6.3****Jumlah Pelanggan dan Air yang Disalurkan Menurut Kecamatan di Kabupaten Nias, 2020**  
**Number of Customers and Distributed Water by Subdistrict in Nias Regency, 2020**

| Kecamatan<br>Subdistrict | Pelanggan<br>Number of Customers | Air Disalurkan<br>Distributed Water<br>(m <sup>3</sup> ) | Nilai<br>Value<br>(Rp) |
|--------------------------|----------------------------------|--|------------------------|
| (1)                      | (2)                              | (3)  | (4)                    |
| Idanogawo                | -                                | -  | -                      |
| Bawolato                 | -                                | -  | -                      |
| Ulugawo                  | -                                | -  | -                      |
| Gido                     | 743                              | 200 233  | 529 762 362            |
| Sogaeadu                 | -                                | -  | -                      |
| Ma'u                     | -                                | -  | -                      |
| Somolo-molo              | -                                | -  | -                      |
| Hiliduho                 | -                                | -  | -                      |
| HiliSerangkai            | -                                | -  | -                      |
| Botomuzoi                | -                                | -  | -                      |
| <b>Nias</b>              | <b>743</b>                       | <b>200 233</b>   | <b>529 762 362</b>     |

Sumber/Source: PDAM Tirta Uumbu

**Tabel**  
**Table** 6.4**Perkembangan Jumlah Pelanggan di Kabupaten Nias,  
2018-2020**  
*Development of the Number of Customers in Nias Regency,  
2018-2020*

| <b>Tahun</b><br><i>Year</i> | <b>Pelanggan</b><br><i>Number of Customers</i> |
|-----------------------------|--|
| (1)                         | (2)  |
| 2018                        | 651  |
| 2019                        | 716  |
| 2020                        | 743  |

Sumber/Source: PDAM Tirta Umbu



**Tabel**  
**Table 6.4****Jumlah Perusahaan/Usaha Industri Kecil Binaan Menurut  
Kecamatan di Kabupaten Nias, 2020**  
**Number of Establishments/ Small Manufacturing Industries  
by Subdistrict in Nias Regency, 2020**

| Kecamatan<br>Subdistrict | Industri Pangan<br>Food Industry |                          | Industri Sandang dan Kulit<br>Clothing and Leather Industry |                          |
|--------------------------|----------------------------------|--------------------------|---|--------------------------|
|                          | Unit Usaha<br>Business Unit      | Tenaga Kerja<br>Manpower | Unit Usaha<br>Business Unit                                 | Tenaga Kerja<br>Manpower |
| (1)                      | (2)                              | (3)                      | (4)   | (5)                      |
| Idanogawo                | 18                               | 20                       | 2   | 2                        |
| Bawolato                 | 8                                | 9                        | 0   | 0                        |
| Ulugawo                  | 0                                | 0                        | 0   | 0                        |
| Gido                     | 23                               | 25                       | 2   | 2                        |
| Sogaeadu                 | 5                                | 5                        | 2   | 2                        |
| Ma'u                     | 1                                | 2                        | 0   | 0                        |
| Somolo-molo              | 1                                | 1                        | 0   | 0                        |
| Hiliduho                 | 10                               | 12                       | 6   | 6                        |
| HiliSerangkai            | 5                                | 6                        | 1   | 1                        |
| Botomuzoi                | 4                                | 4                        | 3   | 3                        |
| <b>Nias</b>              | <b>75</b>                        | <b>84</b>                | <b>16</b>   | <b>16</b>                |

Lanjutan Tabel/Continued Table 6.4

| Kecamatan<br>Subdistrict | Industri Kayu dan Perabot Rumah<br>Tangga<br><i>Wood and Furniture Industry Household</i> |                                 | Industri Barang Percetakan dan<br>Penerbitan<br><i>Industrial Goods Printing and Publishing</i> |                                 |
|--------------------------|---|---------------------------------|---|---------------------------------|
|                          | Unit Usaha<br><i>Business Unit</i>  | Tenaga Kerja<br><i>Manpower</i> | Unit Usaha<br><i>Business Unit</i>  | Tenaga Kerja<br><i>Manpower</i> |
| (1)                      | (6)   | (7)                             | (8)   | (9)                             |
| Idanogawo                | 6   | 15                              | 0   | 0                               |
| Bawolato                 | 3   | 6                               | 0   | 0                               |
| Ulugawo                  | 3   | 6                               | 0   | 0                               |
| Gido                     | 9   | 12                              | 0   | 0                               |
| Sogaeadu                 | 7   | 12                              | 0   | 0                               |
| Ma'u                     | 2   | 2                               | 0   | 0                               |
| Somolo-molo              | 3   | 3                               | 0   | 0                               |
| Hiliduho                 | 5   | 10                              | 0   | 0                               |
| HiliSerangkai            | 9   | 15                              | 0   | 0                               |
| Botomuzoi                | 5   | 10                              | 0   | 0                               |
| <b>Nias</b>              | <b>52</b>   | <b>91</b>                       | <b>0</b>  | <b>0</b>                        |

Lanjutan Tabel/Continued Table 6.4

| Kecamatan<br>Subdistrict | Industri Kimia dan Barang-Barang<br>dari Kimia<br><i>Chemical Industry and Goods of<br/>Chemistry</i> |                                 | Industri Barang Galian Bukan Logam<br><i>Excavation Not Metal Goods Industry</i> |                                 |
|--------------------------|---|---------------------------------|--|---------------------------------|
|                          | Unit Usaha<br><i>Business Unit</i>  | Tenaga Kerja<br><i>Manpower</i> | Unit Usaha<br><i>Business Unit</i>   | Tenaga Kerja<br><i>Manpower</i> |
| (1)                      | (10)  | (11)                            | (12)   | (13)                            |
| Idanogawo                | 0   | 0                               | 1  | 2                               |
| Bawolato                 | 0   | 0                               | 0  | 0                               |
| Ulugawo                  | 0   | 0                               | 0  | 0                               |
| Gido                     | 0   | 0                               | 0  | 0                               |
| Sogaeadu                 | 0   | 0                               | 0  | 0                               |
| Ma'u                     | 0   | 0                               | 0  | 0                               |
| Somolo-molo              | 0   | 0                               | 0  | 0                               |
| Hiliduho                 | 0   | 0                               | 1  | 2                               |
| HiliSerangkai            | 0   | 0                               | 1  | 5                               |
| Botomuzoi                | 0   | 0                               | 1  | 1                               |
| <b>Nias</b>              | <b>0</b>  | <b>0</b>                        | <b>4</b>   | <b>10</b>                       |

Lanjutan Tabel/*Continued Table 6.4*

| Kecamatan<br><i>Subdistrict</i> | Industri Logam Dasar<br><i>Primary Metals Industry</i> |                                 | Industri Barang dari Logam, Mesin dan Peralatan<br><i>Manufacture of Metal Products, Machinery and Equipment</i> |                                 |
|---------------------------------|--|---------------------------------|--|---------------------------------|
|                                 | Unit Usaha<br><i>Business Unit</i>                     | Tenaga Kerja<br><i>Manpower</i> | Unit Usaha<br><i>Business Unit</i>   | Tenaga Kerja<br><i>Manpower</i> |
| (1)                             | (14)   | (15)                            | (16)   | (17)                            |
| Idanogawo                       | 0  | 0                               | 0  | 0                               |
| Bawolato                        | 0  | 0                               | 0  | 0                               |
| Ulugawo                         | 0  | 0                               | 0  | 0                               |
| Gido                            | 0  | 0                               | 4  | 7                               |
| Sogaeadu                        | 0  | 0                               | 0  | 0                               |
| Ma'u                            | 0  | 0                               | 0  | 0                               |
| Somolo-molo                     | 0  | 0                               | 0  | 0                               |
| Hiliduho                        | 0  | 0                               | 1  | 1                               |
| HiliSerangkai                   | 0  | 0                               | 2  | 3                               |
| Botomuzoi                       | 0  | 0                               | 0  | 0                               |
| <b>Nias</b>                     | <b>0</b>   | <b>0</b>                        | <b>7</b>   | <b>11</b>                       |

Lanjutan Tabel/Continued Table 6.4

| Kecamatan<br>Subdistrict | Industri<br>Pengolahan Lainnya<br>Other Manufacturing |                          | Jumlah<br>Total             |                          |
|--------------------------|---|--------------------------|-----------------------------|--------------------------|
|                          | Unit Usaha<br>Business Unit                           | Tenaga Kerja<br>Manpower | Unit Usaha<br>Business Unit | Tenaga Kerja<br>Manpower |
| (1)                      | (18)  | (19)                     | (20)                        | (21)                     |
| Idanogawo                | 6   | 12                       | 33                          | 51                       |
| Bawolato                 | 6   | 6                        | 17                          | 21                       |
| Ulugawo                  | 2   | 2                        | 5                           | 8                        |
| Gido                     | 6   | 12                       | 44                          | 58                       |
| Sogaeadu                 | 5   | 8                        | 19                          | 27                       |
| Ma'u                     | 3   | 3                        | 6                           | 7                        |
| Somolo-molo              | 3   | 3                        | 7                           | 7                        |
| Hiliduho                 | 5   | 6                        | 28                          | 37                       |
| HiliSerangkai            | 14  | 17                       | 32                          | 47                       |
| Botomuzoi                | 13  | 15                       | 26                          | 33                       |
| <b>Nias</b>              | <b>63</b>   | <b>84</b>                | <b>217</b>                  | <b>296</b>               |

Sumber/Source: Dinas Perindustrian dan Perdagangan Kabupaten Nias / Department of Industry and Trade of Nias Regency

**Tabel**  
**Table 6.5****Jumlah SIUP Menurut Besar Modal dan Bentuk Badan Hukum di Kabupaten Nias, 2020**  
**Number Development SIUP To Join In Big of Capital and Form Law Body in Nias Subdistrict, 2020**

| Perincian<br>Detail  | 2020       |
|--|------------|
| (1)  | (2)        |
| Menurut Besar Modal<br><i>To Join In Big of Capital</i>            |            |
| SIUP Besar (> 1 Miliar)<br>Big SIUP                                | -          |
| SIUP Menengah (501 Juta-1Miliar)<br>Medium SIUP                    | 3          |
| SIUP Kecil (50 Juta- 500 Juta)<br>Small SIUP                       | 390        |
| SIUP Mikro (<50 Juta)<br>Micro SIUP                                | -          |
| <b>Jumlah<br/>Total</b>  | <b>393</b> |
| Menurut Bentuk Badan Hukum<br><i>According to The Legal Entity</i> |            |
| PT. (Perseroan Terbatas)<br><i>Limited (Ltd.) Company</i>          | 1          |
| Koperasi<br><i>Cooperation</i>                                     | -          |
| Persekutuan Komanditer<br><i>CV. (Commanditaire Vennootschap)</i>  | 4          |
| Firma (Fa)<br><i>Firm</i>  | -          |
| Perorangan<br><i>Individual Companies</i>                          | 388        |
| Badan Usaha Lain<br><i>Other Enterprises</i>                       | -          |
| <b>Jumlah<br/>Total</b>  | <b>393</b> |

Sumber/Source: Dinas Penanaman Modal dan Pelayanan Perizinan Terpadu Satu Pintu Kabupaten Nias / *Investment Services and Integrated Licensing Services One Door Nias Regency*

**Tabel**  
**Table 6.6****Penyelesaian SIUP Perusahaan Menurut Bentuk Badan Hukum dan Kecamatan di Kabupaten Nias, 2020**  
**Completion of Company SIUP according to Legal Entity and Subdistrict Forms in Nias Regency, 2020**

| Kecamatan<br>Subdistrict | Bentuk Badan Hukum<br>Legal Entities                     |                         |          |                                       | Jumlah<br>Total |
|--------------------------|--|-------------------------|----------|---------------------------------------|-----------------|
|                          | PT. (Perseroan<br>Terbatas)<br>Limited (Ltd.)<br>Company | Koperasi<br>Cooperation | CV.      | Perorangan<br>Individual<br>Companies |                 |
| (1)                      | (2)  | (3)                     | (4)      | (5)                                   | (6)             |
| Idanogawo                | -  | -                       | -        | 89                                    | 89              |
| Bawolato                 | -  | -                       | -        | 52                                    | 52              |
| Ulugawo                  | -  | -                       | -        | 14                                    | 14              |
| Gido                     | 1  | -                       | 1        | 54                                    | 56              |
| Sogaeadu                 | -  | -                       | -        | 21                                    | 21              |
| Ma'u                     | -  | -                       | -        | 25                                    | 25              |
| Somolo-molo              | -  | -                       | -        | 24                                    | 24              |
| Hiliduho                 | -  | -                       | 1        | 45                                    | 46              |
| HiliSerangkai            | -  | -                       | 1        | 26                                    | 27              |
| Botomuzoi                | -  | -                       | 1        | 38                                    | 39              |
| <b>Nias</b>              | <b>1</b>   | <b>0</b>                | <b>4</b> | <b>388</b>                            | <b>393</b>      |



# PARIWISATA TOURISM

**BAB**  
Chapter

**07**

<https://niaskab.bps.go.id>





**PENJELASAN TEKNIS**

1. Usaha penyediaan akomodasi adalah usaha yang menyediakan pelayanan penginapan yang dapat dilengkapi dengan pelayanan pariwisata lainnya. Usaha penyediaan akomodasi dapat berupa hotel, vila, pondok wisata, bumi perkemahan, persinggahan karavan, dan akomodasi lainnya yang digunakan untuk tujuan pariwisata.
2. Hotel adalah penyediaan akomodasi secara harian berupa kamar-kamar di dalam satu bangunan yang dapat dilengkapi dengan jasa pelayanan makan dan minum, kegiatan hiburan dan atau fasilitas lainnya. Hotel terdiri dari hotel berbintang dan hotel non- bintang.
3. Hotel bintang adalah usaha penyediaan jasa pelayanan penginapan, makan minum serta jasa lainnya bagi umum dengan menggunakan sebagian atau seluruh bangunan. Usaha ini dikelola secara komersial serta memenuhi ketentuan persyaratan sebagai hotel bintang (termasuk berlian) yang ditetapkan dalam surat keputusan instansi yang membinanya. Misalnya hotel bintang lima, hotel bintang empat dan seterusnya.

**TECHNICAL NOTES**

1. *The business of providing accommodation is a business that provides specialty services that can be equipped with other tourism services. It includes hotel, villa, cottage, camping, caravan stop, and other accommodation that are used for tourism purposes.*
2. *Hotel is a daily supply of accommodation rooms within a building which can be equipped with eating and drinking services, entertainment activities and/or other facilities. Hotel consists of a classified hotel and a non-classified hotel.*
3. *A star hotel is the business of providing an accommodation, eating and drinking as well as other services for the public by using a building or a part of a building. It is managed commercially and meets specified requirements as a star hotel (including diamonds) set forth in the decree of fostering agency. For example, five star hotel, four star hotel, and so on.*

4. Tingkat penghunian kamar hotel adalah persentase banyaknya malam kamar yang dihuni terhadap banyaknya malam kamar yang tersedia.
  5. Rata-rata lamanya tamu menginap adalah banyaknya malam tempat tidur yang terpakai (malam tamu) dengan banyaknya tamu yang menginap di hotel atau akomodasi lainnya.
  6. Wisatawan mancanegara (wisman) ialah setiap pengunjung yang mengunjungi suatu negara di luar tempat tinggalnya, didorong oleh satu atau beberapa keperluan tanpa bermaksud memperoleh penghasilan di tempat yang dikunjungi dan lamanya kunjungan tersebut tidak lebih dari satu tahun (12 bulan). Definisi ini mencakup 2 (dua) kategori wisatawan mancanegara, yaitu : a. Wisatawan (turis) ialah setiap pengunjung seperti definisi di atas yang tinggal paling sedikit 24 jam, akan tetapi tidak lebih dari 1 (satu) tahun di tempat yang dikunjungi, dengan maksud antara lain: berlibur, rekreasi, olah raga, bisnis, menghadiri pertemuan, studi, dan kunjungan dengan alasan kesehatan. b. Excursionist ialah setiap pengunjung seperti definisi di atas yang tinggal kurang dari 24 jam di tempat yang
4. *Room occupancy rate is the number of room-nights occupied divided by the number of room-nights available, multiplied by 100 percent.*
  5. *Average length of stay is the number of bed-nights used (guest night) divided by the number of guests coming to spend the night at the accommodation.*
  6. *An International Visitor is any person visiting a country other than his usual place of residence for any reason other than for earning income in the country visited, and the length of stay is no more than one year (12 months). This definition covers two categories of foreign visitors, namely : a. "Tourist" is any visitor staying for at least 24 hours, but no more than one year, in the country visited, with the intention of visiting, and for any of these purposes: Pleasure, recreation and sports, Business, visiting friends and relatives, missions, attending meetings, conferences, visit for health reasons and study. b. "Excursionist" is any visitor staying less than 24 hours in the country visited including, "Cruise Passengers", i.e. visitors arriving in a country without staying in any accommodation available in the visited country.*

dikunjungi (termasuk "Cruise passengers"). Cruise Passengers ialah setiap pengunjung yang tiba di suatu negara di mana mereka tidak menginap di akomodasi yang tersedia di negara tersebut, misalnya dengan kapal laut.

7. Rata-rata lama tinggal adalah rata-rata waktu tinggal wisatawan mancanegara di Indonesia untuk satu kali kunjungan. Usaha penyediaan akomodasi adalah

7. *Average length of stay is the average stay duration of foreign visitor in Indonesia for one trip.*

<https://niaskab.bps.go.id>

**ULASAN****DESCRIPTION****Pariwisata**

Penyediaan sarana dan prasarana yang menunjang kegiatan pariwisata sangat diperlukan untuk memberikan kemudahan bagi wisatawan yang datang berkunjung, diantaranya adalah Hotel dan rumah makan/ restoran. Di Kabupaten Nias tidak terdapat hotel, baik hotel berbintang maupun non bintang. Wisatawan yang berkunjung ke tempat pariwisata di Kabupaten Nias umumnya menginap di hotel yang berlokasi di Kota Gunungsitoli. Untuk fasilitas yang bisa dinikmati oleh wisatawan yaitu tersedianya rumah makan sebanyak 59 unit.

Jumlah wisatawan yang berkunjung di Kabupaten Nias pada tahun 2020 tercatat sebanyak 11.329 baik wisatawan asing maupun domestik. Adapun objek wisata yang bisa dikunjungi adalah wisata alam 6 lokasi, wisata budaya 11 dan wisata rohani 1 lokasi. Selain itu terdapat juga organisasi seni tari 16 unit dan beberapa data muskala berupa batu megalit dan rumah adat sebanyak 26 lokasi yang tersebar di masing-masing kecamatan.

**Tourism**

*Provision of facilities and infrastructure that support tourism activities is needed to provide convenience for tourists who come to visit, including hotels and restaurants / restaurants. In Nias Regency there are no hotels, both star and non-star hotels. Tourists who visit tourist attractions in Nias Regency generally stay at hotels located in Gunungsitoli City. For facilities that can be enjoyed by tourists, namely the availability of restaurants as many as 59 units.*

*The number of tourists visiting Nias Regency in 2020 was recorded at 11,329, both foreign and domestic tourists. The tourist objects that can be visited are nature tourism in 6 locations, cultural tourism 11 and spiritual tourism in 1 location. In addition, there are also 16 dance organizations and some muskala data in the form of megalith stones and traditional houses as many as 26 locations scattered in each subdistrict.*

**Gambar** 7.1  
**Figures**

**Banyaknya Data Muskala Menurut Kecamatan di Kabupaten Nias, 2020**  
*Muskala of Figures by Subdistrict in Nias Regency, 2020*



Sumber/Source: Dinas Pariwisata Kabupaten Nias/ Nias Regency Tourism Office

**Tabel**  
**Table 7.1****Jumlah Rumah Makan/Restoran Menurut Kecamatan di Kabupaten Nias, 2017-2020**  
**Number of Restaurants by Subdistrict in Nias Regency, 2017-2020**

| <b>Kecamatan<br/>Subdistrict</b> | <b>2017</b> | <b>2018</b> | <b>2019</b> | <b>2020</b> |
|----------------------------------|-------------|-------------|-------------|-------------|
| (1)                              | (2)         | (3)         | (4)         | (5)         |
| Idanogawo                        | ...         | 11          | 13          | 15          |
| Bawolato                         | ...         | 7           | 8           | 9           |
| Ulugawo                          | ...         | 1           | 1           | 1           |
| Gid o                            | ...         | 10          | 13          | 15          |
| Sogaeadu                         | ...         | 3           | 4           | 5           |
| Ma'u                             | ...         | 1           | 1           | 1           |
| Somolo-molo                      | ...         | 1           | 1           | 1           |
| Hiliduho                         | ...         | 3           | 4           | 5           |
| Hiliserangkai                    | ...         | 1           | 2           | 3           |
| Botomuzoi                        | ...         | 2           | 2           | 4           |
| <b>Nias</b>                      | ...         | <b>40</b>   | <b>49</b>   | <b>59</b>   |

Sumber/Source: Dinas Pariwisata Kabupaten Nias/ Nias Regency Tourism Office

**Tabel**  
**Table** 7.2

**Jumlah Hotel Menurut Jenis dan Kecamatan di Kabupaten Nias, 2020**  
**Number of Hotel by Kind and Subdistrict in Nias Regency, 2020**

| Kecamatan<br>Subdistrict | Berbintang<br>Star | Non bintang (penginapan)<br>Non Star |
|--------------------------|--------------------|--------------------------------------|
| (1)                      | (2)                | (3)                                  |
| Idanogawo                | -                  | -                                    |
| Bawolato                 | -                  | -                                    |
| Ulugawo                  | -                  | -                                    |
| Gid o                    | -                  | -                                    |
| Sogaeadu                 | -                  | -                                    |
| Ma'u                     | -                  | -                                    |
| Somolo-molo              | -                  | -                                    |
| Hiliduho                 | -                  | -                                    |
| Hiliserangkai            | -                  | -                                    |
| Botomuzoi                | -                  | -                                    |
| <b>Nias</b>              | -                  | -                                    |

Sumber/Source: Dinas Pariwisata Kabupaten Nias/ Nias Regency Tourism Office



**Tabel**  
**Table** 7.3**Jumlah Wisatawan yang Berkunjung di Kabupaten Nias,  
2020**  
**Number of Foreign Tourists Visited in Nias Regency,  
2020**

| Tahun<br>Year | Asing<br>Foreign | Lokal<br>Domestic | Jumlah<br>Total |
|---------------|------------------|-------------------|-----------------|
| (1)           | (2)              | (3)               | (4)             |
| 2020          | 6                | 11 323            | 11 329          |

Sumber/Source: Dinas Pariwisata Kabupaten Nias/ Nias Regency Tourism Office

**Tabel**  
**Table** 7.4**Banyaknya Wisatawan Asing yang Berkunjung Menurut  
Kebangsaan di Kabupaten Nias, 2020**  
*Number of Foreign Tourists Visited by Type of Citizenship  
Nias Regency, 2020*

|     | <b>Negara</b><br><b>Country</b> | <b>2020</b> |
|-----|---------------------------------|-------------|
|     | (1)                             | (2)         |
| 1.  | Jepang                          |             |
| 2.  | Korea Selatan                   | -           |
| 3.  | Taiwan                          | -           |
| 4.  | Thailand                        | 1           |
| 5.  | Singapura                       | -           |
| 6.  | Philipina                       | 1           |
| 7.  | Malaysia                        | -           |
| 8.  | India                           | -           |
| 9.  | Pakistan                        | -           |
| 10. | Australia                       | 4           |
| 11. | Selandia Baru                   | -           |
| 12. | USA                             | -           |
| 13. | Kanada                          | -           |
| 14. | Inggris                         | -           |
| 15. | Belanda/Belgia                  | -           |
| 16. | Austria                         | -           |
| 17. | Perancis                        | -           |
| 18. | Jerman                          | -           |
| 19. | Portugal                        | -           |
| 20. | Spanyol                         | -           |
|     | <b>Nias</b>                     | <b>6</b>    |

Sumber/Source: Dinas Pariwisata Kabupaten Nias/ Nias Regency Tourism Office

**Tabel**  
**Table** 7.5**Jumlah Obyek Wisata Menurut Jenis dan Kecamatan di Kabupaten Nias, 2020**  
**Number of Tourism Places by Kind of Tourism and Subdistrict, 2020**

| <b>Kecamatan<br/>Subdistrict</b> | <b>Alam<br/>Natural</b> | <b>Budaya<br/>Culture</b> | <b>Agro<br/>Agro</b> | <b>Rekreasi<br/>Recreation</b> | <b>Rohani<br/>Spritual</b> | <b>Berkemah<br/>Camping<br/>Ground</b> |
|----------------------------------|-------------------------|---------------------------|----------------------|--------------------------------|----------------------------|--|
| (1)                              | (2)                     | (3)                       | (4)                  | (5)                            | (6)                        | (7)                                    |
| Idanogawo                        | 1                       | -                         | -                    | -                              | -                          | -                                      |
| Bawolato                         | 3                       | -                         | -                    | -                              | -                          | -                                      |
| Ulugawo                          | 1                       | -                         | -                    | -                              | -                          | -                                      |
| Gid o                            | 1                       | 1                         | -                    | -                              | -                          | -                                      |
| Sogaeadu                         | 1                       | -                         | -                    | -                              | 1                          | -                                      |
| Ma'u                             | -                       | 2                         | -                    | -                              | -                          | -                                      |
| Somolo-molo                      | -                       | -                         | -                    | -                              | -                          | -                                      |
| Hiliduho                         | -                       | 4                         | -                    | -                              | -                          | -                                      |
| Hiliserangkai                    | -                       | 4                         | -                    | -                              | -                          | -                                      |
| Botomuzoi                        | 1                       | -                         | -                    | -                              | -                          | -                                      |
| <b>Nias</b>                      | <b>8</b>                | <b>11</b>                 | <b>-</b>             | <b>-</b>                       | <b>1</b>                   | <b>-</b>                               |

Sumber/Source: Dinas Pariwisata Kabupaten Nias/ Nias Regency Tourism Office

**Tabel**  
**Table** 7.6

**Banyaknya Organisasi Kesenian dan Seniman Menurut Kecamatan di Kabupaten Nias, 2020**  
**Number of Art Organization and Artists by Subdistrict in Nias Regency, 2020**

| Kecamatan<br>Subdistrict | Jumlah<br>Seniman<br>Number<br>of Artists | Jenis Organisasi Kesenian<br>Type of Art Organizations |                                   |                              |                                   |                                    | Jumlah<br>Total |
|--------------------------|---|--|-----------------------------------|------------------------------|-----------------------------------|------------------------------------|-----------------|
|                          |   | Seni<br>Tari<br>Art of<br>Dances                       | Seni<br>Musik<br>Art of<br>Musics | Seni<br>Rupa<br>Fine<br>Arts | Seni<br>Teater<br>Theater<br>Arts | Seni<br>Sastra<br>Literary<br>Arts |                 |
| (1)                      | (2)                                       | (3)  | (4)                               | (5)                          | (6)                               | (7)                                | (8)             |
| Idanogawo                | -   | 4  | -                                 | -                            | -                                 | -                                  | 4               |
| Bawolato                 | -   | 1  | -                                 | -                            | -                                 | -                                  | 1               |
| Ulugawo                  | -   | 1  | -                                 | -                            | -                                 | -                                  | 1               |
| Gid o                    | -   | 5  | -                                 | -                            | -                                 | -                                  | 5               |
| Sogaeadu                 | -   | -  | -                                 | -                            | -                                 | -                                  | -               |
| Ma'u                     | -   | -  | -                                 | -                            | -                                 | -                                  | -               |
| Somolo-molo              | -   | 1  | -                                 | -                            | -                                 | -                                  | 1               |
| Hiliduho                 | -   | 2  | -                                 | -                            | -                                 | -                                  | 2               |
| Hiliserangkai            | -   | 2  | -                                 | -                            | -                                 | -                                  | 2               |
| Botomuzoi                | -   | -  | -                                 | -                            | -                                 | -                                  | -               |
| <b>Nias</b>              | -   | <b>16</b>  | -                                 | -                            | -                                 | -                                  | <b>16</b>       |

Sumber/Source: Dinas Pariwisata Kabupaten Nias/ Nias Regency Tourism Office

**Tabel**  
**Table 7.7****Banyaknya Data Muskala Menurut Kecamatan di  
Kabupaten Nias, 2020**  
*Muskala of Figures by Subdistrict in Nias Regency, 2020*

| <b>Kecamatan<br/>Subdistrict</b> | <b>Batu<br/>Megalit<br/>(Lokasi)<br/>Stones<br/>Megaliths</b> | <b>Tempat<br/>Rekreasi<br/>(Lokasi)<br/>The Place<br/>Rereation</b> | <b>Rumah<br/>Adat<br/>(Bauh)</b> | <b>Lokasi Situs<br/>Site Location</b> | <b>Jumlah<br/>Total</b> |
|----------------------------------|---|---|----------------------------------|---------------------------------------|-------------------------|
| (1)                              | (2)   | (3)   | (4)                              | (5)                                   | (6)                     |
| Idanogawo                        | 2   | -   | 2                                | -                                     | 4                       |
| Bawolato                         | 0   | -   | 2                                | -                                     | 2                       |
| Ulugawo                          | 0   | -   | 1                                | -                                     | 1                       |
| Gid o                            | 1   | -   | 1                                | -                                     | 2                       |
| Sogaeadu                         | 3   | -   | 0                                | -                                     | 3                       |
| Ma'u                             | 1   | -   | 1                                | -                                     | 2                       |
| Somolo-molo                      | 0   | -   | 0                                | -                                     | 0                       |
| Hiliduho                         | 0   | -   | 5                                | -                                     | 5                       |
| Hiliserangkai                    | 2   | -   | 4                                | -                                     | 6                       |
| Botomuzoi                        | 1   | -   | 0                                | -                                     | 1                       |
| <b>Nias</b>                      | <b>10</b>   | <b>-</b>  | <b>16</b>                        | <b>-</b>                              | <b>26</b>               |

Sumber/Source: Dinas Pariwisata Kabupaten Nias/ Nias Regency Tourism Office



**TRANSPORTASI DAN KOMUNIKASI**  
**TRANSPORTATION AND  
COMMUNICATION**

**BAB**  
Chapter

**08**

<https://niaskab.bps.go.id>



**PENJELASAN TEKNIS**

1. Transportasi adalah perpindahan manusia atau barang dari satu tempat ke tempat lainnya dengan menggunakan sebuah kendaraan yang digerakkan oleh manusia atau mesin. Transportasi digunakan untuk memudahkan manusia dalam melakukan aktivitas sehari-hari. Sarana dan prasarana transportasi darat berupa jalan baik jalan Negara, jalan Propinsi, dan jalan Kabupaten.
2. Komunikasi adalah suatu proses penyampaian informasi dari satu pihak kepada pihak lain. Pada umumnya, komunikasi dilakukan secara lisan atau verbal yang dapat dimengerti oleh kedua belah pihak baik secara langsung maupun menggunakan media baik media tulis berupa surat maupun media elektronik. Komunikasi melalui media surat biasanya dilakukan di kantor Pos. Pos Indonesia merupakan sebuah Badan Usaha Milik Negara Indonesia yang bergerak di bidang layanan pos.

**TECHNICAL NOTES**

1. *Transportation is the movement of people or goods from one place to another using a vehicle that is driven by humans or machines. Transportation is used to facilitate humans in carrying out daily activities. Land transportation facilities and infrastructure in the form of roads, both National roads, Provincial roads, and Regency roads.*
2. *Communication is a process of delivering information from one party to another party. In general, communication is done verbally or verbally which can be understood by both parties both directly and using the media both written media in the form of letters and electronic media. Communication through the mail media is usually done at the Post office. Pos Indonesia is an Indonesian state-owned company engaged in the postal service.*



**ULASAN****DESCRIPTION****Transportasi**

Jalan merupakan prasarana pengangkutan yang penting untuk memperlancar dan mendorong kegiatan perekonomian. Makin meningkatnya usaha pembangunan maka dituntut juga peningkatan pembangunan jalan untuk memperlancar arus lalu lintas barang dari satu daerah ke daerah lain.

Jalur transportasi di Kabupaten Nias berupa transportasi darat, laut dan udara. Untuk transportasi laut dapat ditempuh dengan menggunakan kapal laut dari Kota Sibolga oleh karena itu pelabuhannya masih bergabung dengan Gunungsitoli yaitu Pelabuhan Angin Gunungsitoli. Kabupaten Nias saat ini juga belum memiliki lapangan udara sendiri. Untuk angkutan udara masih berada di Pelabuhan Udara Binaka, Kecamatan Gunungsitoli Idanoi.

Hubungan darat antar kecamatan dapat melalui jalur jalan kabupaten. Pemerintah Kabupaten Nias terus berupaya untuk meningkatkan sarana dan prasarana khususnya yang menjadi penghubung antar kecamatan maupun desa. Banyak hutan yang di dimanfaatkan untuk pembukaan jalan baru sehingga memudahkan transportasi dari desa ke ibukota kecamatan. Pada tahun 2020, panjang jalan mencapai 765,9

**Transportation**

*Roads are important transportation infrastructure to facilitate and encourage economic activities. Increasing development efforts will also require increased road construction to facilitate the flow of goods traffic from one region to another.*

*Transportation routes in Nias Regency are in the form of land, sea and air transportation. For sea transportation, it can be reached by boat from Sibolga City, therefore the port is still joined by Gunungsitoli, Gunungsitoli Wind Port. Nias Regency currently also does not have its own airfield. For air transportation is still in Binaka Airport, Gunungsitoli Idanoi District.*

*Land connections between sub-districts can be via regency roads. The Nias Regency Government continues to make efforts to improve facilities and infrastructure, especially those that connect between sub-districts and villages. Many forests are used to open new roads to facilitate transportation from the village to the sub-district capital. In 2020, the length of the road will reach 765.9 km with a variety of conditions and different types of road*

km dengan berbagai macam kondisi dan jenis permukaan jalan yang berbeda-beda di masing-masing kecamatan. Jika dilihat dari jenis permukaannya maka sebagian besar jalan sudah diaspal sebesar 376,56 km.

*surfaces in each district. When viewed from the type of surface, most of the roads have been paved for 376.56 km.*

Meskipun kondisi permukaan jalan yang semakin baik, namun masih terdapat kecelakaan lalu lintas sebanyak 31 kasus kecelakaan. Kecelakaan paling banyak terjadi di lokasi Kecamatan Bawolato sebanyak 9 kasus, Kecamatan Sogaeadu 7 kasus dan Idanogawo 6 kasus.

*Even though the road surface conditions were getting better, there were still 31 traffic accidents. Most of the accidents occurred in Bawolato District, with 9 cases, Sogaeadu District 7 cases and Idanogawo 6 cases.*

### **Komunikasi**

Untuk memperlancar komunikasi masyarakat di Kabupaten Nias melalui pembangunan pos dan telekomunikasi sehingga arus berita dan informasi berjalan lancar. Berbagai usaha telah dilakukan pemerintah untuk memperlancar pelayanan dengan semakin meningkatnya permintaan akan jasa pos. Salah satunya memperbanyak kantor pos di kecamatan yaitu kantor pos Hiliweto-Gido dan kantor pos Tetehosi-Idanogawo.

### **Communication**

*To expedite community communication in Nias Regency through postal and telecommunications development so that the flow of news and information runs smoothly. Various attempts have been made by the government to facilitate services by increasing demand for postal services. One of them is increasing the number of post offices in the sub-districts, namely the Hiliweto-Gido post office and the Tetehosi-Idanogawo post office.*

Kegiatan yang dilakukan kantor pos tidak hanya surat menyurat dan pengiriman uang maupun paket barang tetapi telah banyak pelayanan yang diberikan secara online yaitu adanya kerjasama dengan beberapa

*The activities carried out by the post office are not only correspondence and sending money and packages of goods but there have been many services provided online, namely the existence of cooperation with several other agencies*

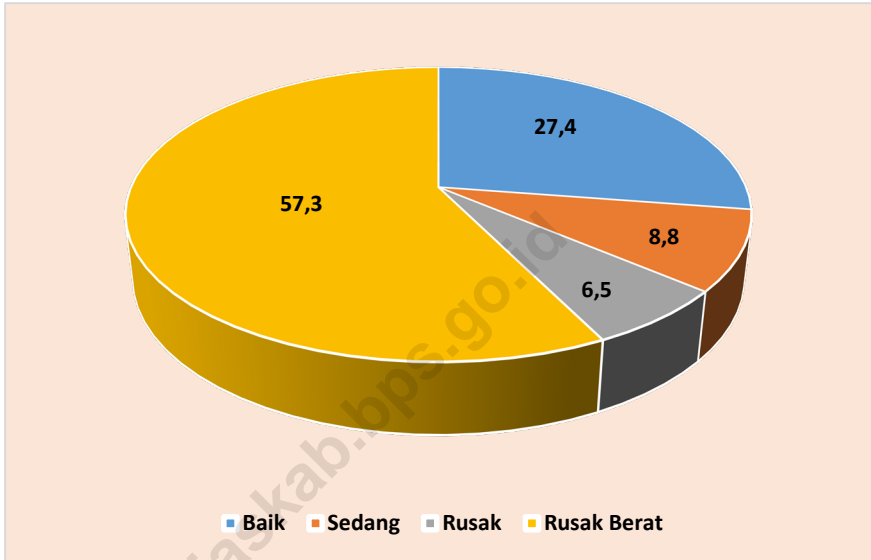
Instansi lain seperti dalam hal pembayaran listrik dengan PT PLN, penyimpanan tabungan di Bank BTN dan Bank Muamalat, pembayaran kredit rumah maupun kredit sepeda motor dengan Bank BTN dan ITC, pembayaran telepon dengan PT Telkom, pembayaran Kartu Halo dan transaksi lainnya.

*such as in terms of electricity payments with PT PLN, saving savings at Bank BTN and Bank Muamalat, credit payments home and motorcycle loans with Bank BTN and ITC, telephone payments with PT Telkom, Halo Card payments and other transactions.*

<https://niaskab.bps.go.id>

**Gambar** 8.1  
**Figures**

**Persentase Panjang Jalan Menurut Kondisi Jalan di Kabupaten Nias (km), 2020**  
*Percentage Length of Roads by Condition of Roads in Nias Regency (km), 2020*



Sumber/Source: Dinas Pekerjaan Umum dan Penataan Ruang Kabupaten Nias/ Department of Public Works and Spatial Planning of Nias Regency

## 8.1 TRANSPORTASI TRANSPORTATION

**Tabel** 8.1.1 **Panjang Jalan Menurut Tingkat Kewenangan Pemerintahan di Kabupaten Nias (km), 2018-2020**  
**Table** 8.1.1 **Length of Roads by Level of Government Authority in Nias Regency (km), 2018-2020**

| <b>Tingkat Kewenangan Pemerintahan</b><br><b>Level of Government Authority</b> | <b>2018</b>   | <b>2019</b> | <b>2020</b>   |
|--|---------------|-------------|---------------|
| (1)  | (2)           | (3)         | (4)           |
| Negara/State   | 42,73         | ...         | 42,73         |
| Provinsi/Province  | 14,5          | ...         | 14,5          |
| Kabupaten/Kota<br>Regency/Municipality   | 708,66        | ...         | 708,66        |
| <b>Jumlah/Total</b>  | <b>765,90</b> | <b>...</b>  | <b>765,90</b> |

Sumber/Source: Dinas Pekerjaan Umum dan Penataan Ruang Kabupaten Nias/ Department of Public Works and Spatial Planning of Nias Regency

**Tabel 8.1.2** Panjang Jalan Menurut Jenis Permukaan Jalan di Kabupaten Nias (km), 2018–2020  
**Table** Length of Roads by Type of Road Surface in Nias Regency (km), 2018–2020

| Jenis Permukaan Jalan<br>Type of Road Surface | 2018          | 2019       | 2020         |
|---|---------------|------------|--------------|
| (1)   | (2)           | (3)        | (4)          |
| Aspal/Paved                                   | 321,66        | ...        | 376,56       |
| Kerikil/Gravel                                | 18,49         | ...        | 50,92        |
| Tanah/Soil                                    | 393,17        | ...        | 338,42       |
| Lainnya/Others                                | 32,57         | ...        | -            |
| <b>Jumlah/Total</b>                           | <b>765,90</b> | <b>...</b> | <b>765,9</b> |

Sumber/Source: Dinas Pekerjaan Umum dan Penataan Ruang Kabupaten Nias/ Department of Public Works and Spatial Planning of Nias Regency

**Tabel 8.1.3 Panjang Jalan Menurut Kondisi Jalan di Kabupaten Nias(km), 2018–2020**  
**Length of Roads by Condition of Roads in Nias Regency (km), 2018–2020**

| Kondisi Jalan<br>Condition of Roads | 2018         | 2019       | 2020         |
|-------------------------------------|--------------|------------|--------------|
| (1)                                 | (2)          | (3)        | (4)          |
| Baik/Good                           | 197,85       | ...        | 210,11       |
| Sedang/Moderate                     | 107,30       | ...        | 67,14        |
| Rusak/Damage                        | 48,42        | ...        | 49,46        |
| Rusak Berat/Severely Damage         | 412,32       | ...        | 439,19       |
| <b>Jumlah/Total</b>                 | <b>765,9</b> | <b>...</b> | <b>765,9</b> |

Sumber/Source: Dinas Pekerjaan Umum dan Penataan Ruang Kabupaten Nias/ Department of Public Works and Spatial Planning of Nias Regency

**Tabel 8.1.4** Jumlah Kecelakaan Lalu Lintas dan Kerugian Materi di Kabupaten Nias, 2020  
*Number of Traffic Accident and Material Damage in Nias Regency, 2020*

| Kecelakaan/Kerugian<br><i>Accident/Damage</i>    | 2020       |
|--|------------|
| (1)  | (2)        |
| Banyaknya Kecelakaan<br><i>Accidence</i>         | 31         |
| Meninggal Dunia (orang)<br><i>Death</i>          | 2          |
| Luka Berat (orang)<br><i>Seriously Injured</i>   | 9          |
| Luka Ringan (orang)<br><i>Lightly Injured</i>    | 48         |
| Kerugian Materi /<br><i>Material Damage (Rp)</i> | 30 200 000 |

Sumber/Source: Kepolisian Negara Republik Indonesia Daerah Sumatera Utara Resort Nias / *District Police Commando of Nias Regency*



**Tabel 8.1.5** Jumlah Kecelakaan Lalu Lintas menurut Lokasi Kecelakaan di Kabupaten Nias, 2020  
**Table** *Number of Traffic Accident by Location Accident in Nias Regency, 2020*

| Kecamatan<br>Subdistrict | 2020      |
|--------------------------|-----------|
| (1)                      | (2)       |
| Idanogawo                | 6         |
| Bawolato                 | 9         |
| Ulugawo                  | 0         |
| Gido                     | 5         |
| Sogaeadu                 | 7         |
| Ma'u                     | 0         |
| Somolo-molo              | 0         |
| Hiliduho                 | 0         |
| Hiliserangkai            | 3         |
| Botomuzoi                | 1         |
| <b>Nias</b>              | <b>31</b> |

Sumber/Source: Kepolisian Negara Republik Indonesia Daerah Sumatera Utara Resort Nias / District Police Commando of Nias Regency

**Tabel**  
**Table** 8.1.6

**Banyaknya Kasus Pidana yang Dilaporkan dan  
Diselesaikan Menurut Wilayah di Polres Nias, 2020**  
*Number of Reported and Solved Criminal Cases by Area in  
Police Command of Nias Regency, 2020*

| Polsek<br><i>Police Area</i> | 2020                          |                               |
|------------------------------|-------------------------------|-------------------------------|
|                              | Dilaporkan<br><i>Reported</i> | Diselesaikan<br><i>Solved</i> |
| (1)                          | (2)                           | (3)                           |
| Sat Reskim                   | 452                           | 246                           |
| Satres Narkoba               | 25                            | 23                            |
| Polsek Gido                  | 7                             | 5                             |
| Polsek Idanogawo             | 50                            | 39                            |
| Polsek Bawolato              | 58                            | 51                            |
| Polsek Hiliduho              | 20                            | 23                            |
| Polsek Lolofitu Moi          | 23                            | 14                            |
| Polsek Mandrehe              | 51                            | 53                            |
| Polsek Sirombu               | 24                            | 13                            |
| Polsek Tuhemberua            | 19                            | 11                            |
| Polsek Alasa                 | 10                            | 5                             |
| Polsek Lahewa                | 35                            | 23                            |
| Polsek Gunungsitoli Alo'oa   | 42                            | 32                            |
| <b>Nias</b>                  | <b>816</b>                    | <b>538</b>                    |

Sumber/Source: Kepolisian Negara Republik Indonesia Daerah Sumatera Utara Resort Nias / District Police Commando of Nias Regency

**Tabel 8.1.7** Banyaknya Peristiwa yang Dilaporkan dan Diselesaikan menurut Jenis Kejahatan di Kabupaten Nias, 2020  
**Number of Incident Reported and Solved Criminal Cases in Nias Regency, 2020**

|    | Peristiwa<br>Incident        | 2020                   |                        |
|----|------------------------------|------------------------|------------------------|
|    |                              | Dilaporkan<br>Reported | Diselesaikan<br>Solved |
|    | (1)                          | (2)                    | (3)                    |
| 1  | Pembunuhan                   | 10                     | 6                      |
| 2  | Penganiayaan Berat           | 7                      | 4                      |
| 3  | Penculikan                   | 0                      | 0                      |
| 4  | Pencurian dengan Kekerasan   | 0                      | 1                      |
| 5  | Pencurian dengan Pemberatan  | 13                     | 4                      |
| 6  | Pencurian Ringan             | 10                     | 1                      |
| 7  | Pencurian Kendaraan Bermotor | 0                      | 1                      |
| 8  | Pemerasan                    | 2                      | 2                      |
| 9  | Perkosaan                    | 1                      | 1                      |
| 10 | Melarikan Anak di Bawah Umur | 0                      | 0                      |
| 11 | Perjinaan                    | 0                      | 0                      |
| 12 | Pembakaran                   | 0                      | 0                      |
| 13 | Perjudian                    | 10                     | 6                      |
| 14 | Pengrusakan                  | 7                      | 2                      |
| 15 | Kejahatan Narkotik           | 0                      | 0                      |

Lanjutan Tabel/*Continued Table* 8.1.7

|    | Peristiwa<br><i>Incident</i> | 2020                          |                               |
|----|------------------------------|-------------------------------|-------------------------------|
|    |                              | Dilaporkan<br><i>Reported</i> | Diselesaikan<br><i>Solved</i> |
|    | (1)                          | (2)                           | (3)                           |
| 16 | Penipuan                     | 1                             | 0                             |
| 17 | Penggelapan                  | 2                             | 1                             |
| 18 | Penganiayaan Ringan          | 123                           | 108                           |
| 19 | Pemalsuan Surat              | 0                             | 0                             |
| 20 | Perampasan Hak Milik         | 0                             | 0                             |
| 21 | Penghinaan                   | 1                             | 3                             |
| 22 | Kejahatan Mata Uang          | 0                             | 0                             |
| 23 | Provokator                   | 0                             | 0                             |
| 24 | Pertolongan Jahat            | 0                             | 0                             |
| 25 | Lain-lain Kejahatan          | 145                           | 98                            |
|    | <b>Nias</b>                  | <b>332</b>                    | <b>238</b>                    |

Sumber/*Source*: Kepolisian Negara Republik Indonesia Daerah Sumatera Utara Resort Nias / *District Police Commando of Nias Regency*

**Tabel 8.1.8** Jumlah Surat Izin Mengemudi (SIM) yang Dikeluarkan menurut Jenisnya di Kabupaten Nias, 2020  
**Number of Driving Licences Issued by Type in Nias Regency, 2020**

| Bulan<br>Month      | SIM<br>A   | SIM<br>B1 | SIM<br>B2 | SIM<br>C     |
|---------------------|------------|-----------|-----------|--------------|
| (1)                 | (2)        | (3)       | (4)       | (5)          |
| Januari/January     | 50         | 7         | -         | 205          |
| Februari/February   | 40         | 5         | 1         | 140          |
| Maret/March         | 39         | 6         | -         | 75           |
| April/April         | 36         | 5         | 2         | 122          |
| Mei/May             | 32         | 5         | -         | 101          |
| Juni/June           | 35         | 5         | -         | 132          |
| Juli/July           | 51         | 6         | -         | 175          |
| Agustus/August      | 39         | 4         | -         | 168          |
| September/September | 37         | 5         | 1         | 128          |
| Oktober/October     | 30         | 4         | -         | 114          |
| November/November   | 39         | 5         | -         | 123          |
| Desember/December   | 33         | 3         | 4         | 104          |
| <b>Nias</b>         | <b>461</b> | <b>60</b> | <b>8</b>  | <b>1 587</b> |

Sumber/Source: Kepolisian Negara Republik Indonesia Daerah Sumatera Utara Resort Nias / District Police Commando of Nias Regency

**Tabel**  
**Table 8.1.9**

**Banyaknya Armada Angkutan Darat menurut Jenis  
Kendaraan dan Kecamatan di Kabupaten Nias, 2020**  
*Number of Land Transportation by Type and Subdistrict in  
Nias Regency, 2020*

| Kecamatan<br>Subdistrict | Bus<br>Bus | Truk<br>Truck | Minibus<br>Mini Bus | Ojek<br>Sepeda<br>Motor/<br>Becak<br>Motor<br>Motorcycle | Tiga Roda<br>Tricycle | Mobil<br>Pick-up<br>Pick Up<br>Truck | Jumlah<br>Total |
|--------------------------|------------|---------------|---------------------|--|-----------------------|--------------------------------------|-----------------|
| (1)                      | (2)        | (3)           | (4)                 | (5)  | (6)                   | (7)                                  | (8)             |
| Idanogawo                | -          | 37            | 17                  | -  | -                     | 39                                   | 93              |
| Bawolato                 | -          | 40            | 5                   | -  | -                     | 48                                   | 93              |
| Ulugawo                  | -          | 8             | -                   | -  | -                     | 4                                    | 12              |
| Gido                     | 1          | 7             | 14                  | -  | 5                     | 16                                   | 43              |
| Sogaeadu                 | -          | 4             | 9                   | 19   | 16                    | 21                                   | 69              |
| Ma'u                     | -          | 4             | -                   | 2  | -                     | 3                                    | 9               |
| Somolo-molo              | -          | 1             | -                   | -  | -                     | 2                                    | 3               |
| Hiliduho                 | -          | 6             | 30                  | 1  | 5                     | 24                                   | 66              |
| Hiliserangkai            | -          | 32            | -                   | 5  | 4                     | 56                                   | 97              |
| Botomuzoi                | -          | 16            | 1                   | -  | -                     | 9                                    | 26              |
| <b>Nias</b>              | <b>1</b>   | <b>155</b>    | <b>76</b>           | <b>27</b>  | <b>30</b>             | <b>222</b>                           | <b>511</b>      |

Sumber/Source: Dinas Perhubungan Kabupaten Nias / Transportation Office of Nias Regency

## 8.2 KOMUNIKASI COMMUNICATION

**Tabel** 8.2.1 **Jumlah Kantor Pos Pembantu Menurut Kecamatan di Kabupaten Nias, 2017–2020**  
*Number of Post Offices Subsidiaries by Subdistrict in Nias Regency, 2017-2020*

| Kecamatan<br>Subdistrict | 2017     | 2018     | 2019     | 2020     |
|--------------------------|----------|----------|----------|----------|
| (1)                      | (2)      | (3)      | (4)      | (5)      |
| Idanogawo                | 1        | 1        | 1        | 1        |
| Bawolato                 | -        | -        | -        | -        |
| Ulugawo                  | -        | -        | -        | -        |
| Gid o                    | 1        | 1        | 1        | 1        |
| Sogaeadu                 | -        | -        | -        | -        |
| Ma'u                     | -        | -        | -        | -        |
| Somolo-molo              | -        | -        | -        | -        |
| Hiliduho                 | -        | -        | -        | -        |
| Hiliserangkai            | -        | -        | -        | -        |
| Botomuzoi                | -        | -        | -        | -        |
| <b>Nias</b>              | <b>2</b> | <b>2</b> | <b>2</b> | <b>2</b> |

Sumber/Source: PT Pos Indonesia (Persero) Cabang Gunungsitoli

**Tabel**  
**Table** 8.2.2**Jumlah Menara Telepon Seluler Menurut Kecamatan di  
Kabupaten Nias, 2020**  
*Number of Cell Phone Towers by Subdistrict in Nias Regency,  
2020*

| Kecamatan<br>Subdistrict | 2020      |
|--------------------------|-----------|
| (1)                      | (2)       |
| Idanogawo                | 4         |
| Bawolato                 | 4         |
| Ulugawo                  | 1         |
| Gid o                    | 3         |
| Sogaeadu                 | 2         |
| Ma'u                     | -         |
| Somolo-molo              | -         |
| Hiliduho                 | 2         |
| Hiliserangkai            | 5         |
| Botomuzoi                | -         |
| <b>Nias</b>              | <b>21</b> |

Sumber/Source: BPS, Pendataan Potensi Desa (Podes)/BPS-Statistics Indonesia, Village Potential Data Collecting







**PERBANKAN, KOPERASI DAN  
HARGA-HARGA**  
*BANKING, COOPERATIVE AND PRICES*

**BAB**  
Chapter

**09**

<https://niaskab.bps.go.id>



**PENJELASAN TEKNIS**

1. Berdasarkan Undang-undang (UU) Nomor 25 Tahun 1992 tentang Perkoperasian, pada Pasal 1 dijelaskan, koperasi adalah badan usaha yang beranggotakan orang-seorang atau badan hukum koperasi dengan melandaskan kegiatannya berdasar prinsip koperasi, sekaligus sebagai gerakan ekonomi rakyat atas asas kekeluargaan.

**TECHNICAL NOTES**

1. *Based on Law (Law) Number 25 of 1992 concerning Cooperatives, in Article 1 it is explained that cooperatives are business entities consisting of individuals or cooperative legal entities by basing their activities based on cooperative principles, as well as being a people's economic movement on the principle of kinship.*

<https://niaskab.bps.go.id>

## ULASAN

Koperasi di Kabupaten Nias berjumlah 134 unit yang tersebar di seluruh Kecamatan. Koperasi terbanyak masih berkedudukan di Kota Gunungsitoli sebanyak 31 unit. Hal tersebut dikarenakan belum semua aset Kabupaten Nias pindah setelah pemekaran Kota Gunungsitoli. Sedangkan selebihnya berada di masing-masing kecamatan. Terbanyak di kecamatan Idanogawo 24 unit, Kecamatan Gido 17 unit dan Hiliduho 15 unit.

Jika dilihat dari jenisnya terdapat koperasi KUD dan koperasi lainnya. Koperasi KUD hanya terdapat di kecamatan Idanogawo, kecamatan Gido, kecamatan Sogaeadu dan kecamatan Botomuzoi.

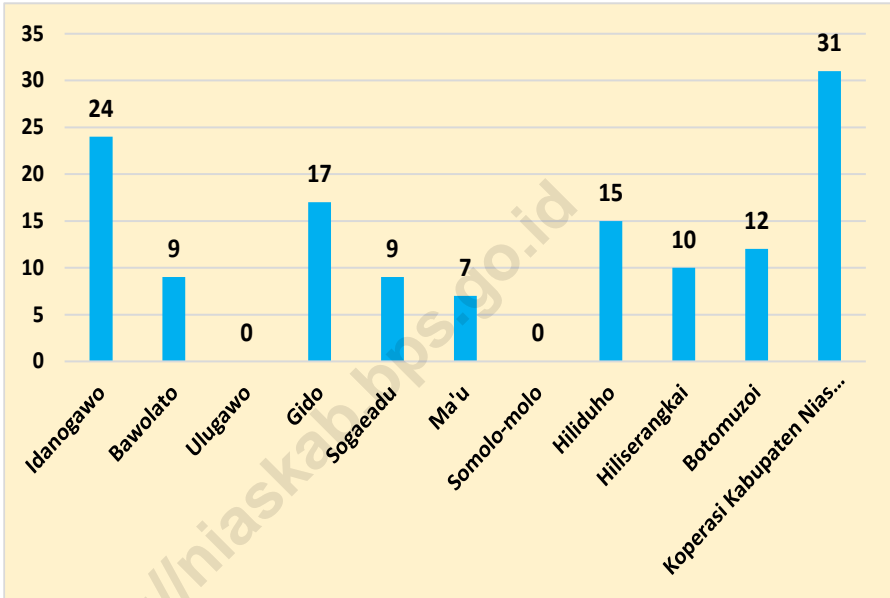
## DESCRIPTION

*There are 134 cooperatives in Nias Regency scattered throughout the District. Most of the cooperatives are still domiciled in Gunungsitoli City as many as 31 units. This is because not all the assets of Nias Regency have moved after the expansion of Gunungsitoli City. While the rest are in each district. Most of them are in Idanogawo sub-district, 24 units, Gido sub-district 17 units and Hiliduho 15 units.*

*When viewed from its type, there are KUD cooperatives and other cooperatives. KUD cooperatives are only available in Idanogawo subdistrict, Gido subdistrict, Sogaeadu subdistrict and Botomuzoi subdistrict.*

**Gambar** 9.1  
**Figures**

**Jumlah Koperasi Aktif Menurut Kecamatan di Kabupaten Nias , 2020**  
**Number of Active Cooperative by Subdistrict in Nias Regency, 2020**



Sumber/Source: Dinas Ketenagakerjaan dan Koperasi Kabupaten Nias/ Department Manpower and Cooperatives of Nias Regency

**Tabel**  
**Table** 9.1**Jumlah Koperasi Aktif Menurut Kecamatan di Kabupaten Nias , 2017–2020**  
**Number of Active Cooperative by Subdistrict in Nias Regency, 2017–2020**

| Kecamatan<br>Subdistrict                                    | 2017 | 2018       | 2019 | 2020       |
|---|------|------------|------|------------|
| (1)   | (2)  | (3)        | (4)  | (5)        |
| Idanogawo   | ...  | 20         | ...  | 24         |
| Bawolato  | ...  | 5          | ...  | 9          |
| Ulugawo   | ...  | 0          | ...  | -          |
| Gido  | ...  | 14         | ...  | 17         |
| Sogaeadu  | ...  | 7          | ...  | 9          |
| Ma'u  | ...  | 5          | ...  | 7          |
| Somolo-molo   | ...  | 0          | ...  | -          |
| Hiliduho  | ...  | 13         | ...  | 15         |
| Hiliserangkai   | ...  | 10         | ...  | 10         |
| Botomuzoi   | ...  | 9          | ...  | 12         |
| Koperasi Kabupaten Nias (berkedudukan di Kota Gunungsitoli) | ...  | 25         | ...  | 31         |
| <b>Nias</b>   | ...  | <b>108</b> | ...  | <b>134</b> |

Sumber/Source: Dinas Ketenagakerjaan dan Koperasi Kabupaten Nias/ Department Manpower and Cooperatives of Nias Regency

**Tabel**  
**Table** 9.2**Jumlah Koperasi Menurut Jenis Koperasi dan Kecamatan di Kabupaten Nias , 2020**  
**Number of Cooperative by Kind of Cooperative and Subdistrict in Nias Regency, 2020**

| Kecamatan<br>Subdistrict  | Jenis Koperasi/<br>Kind of Cooperative |      |        |        |                  | Jumlah<br>Total |
|---|--|------|--------|--------|------------------|-----------------|
|   | KUD                                    | KPRI | KOPKAR | KOPPAS | Lainnya<br>Other |                 |
| (1)   | (2)                                    | (3)  | (4)    | (5)    | (6)              | (7)             |
| Idanogawo   | 2                                      | ...  | ...    | ...    | 22               | 24              |
| Bawolato  | -                                      | ...  | ...    | ...    | 9                | 9               |
| Ulugawo   | -                                      | ...  | ...    | ...    | -                | -               |
| Gido  | 1                                      | ...  | ...    | ...    | 16               | 17              |
| Sogaeadu  | 1                                      | ...  | ...    | ...    | 8                | 9               |
| Ma'u  | -                                      | ...  | ...    | ...    | 7                | 7               |
| Somolo-molo   | -                                      | ...  | ...    | ...    | -                | -               |
| Hiliduho  | -                                      | ...  | ...    | ...    | 15               | 15              |
| Hiliserangkai   | -                                      | ...  | ...    | ...    | 10               | 10              |
| Botomuzoi   | 1                                      | ...  | ...    | ...    | 11               | 12              |
| Koperasi Kabupaten Nias<br>(berkedudukan di Kota<br>Gunungsitoli) | -                                      | ...  | ...    | ...    | 31               | 31              |
| <b>Nias</b>   | <b>5</b>                               | ...  | ...    | ...    | <b>129</b>       | <b>134</b>      |

Sumber/Source: Dinas Ketenagakerjaan dan Koperasi Kabupaten Nias/ Department Manpower and Cooperatives of Nias Regency



**Tabel**  
**Table** 9.3**Jumlah Koperasi dan Pegawai di Kabupaten Nias, 2018-2018-2020**  
**Number of Cooperatives and Labor in Nias Regency, 2018-2020**

| Tahun<br>Year | Jumlah Koperasi<br>Total | Banyak Pegawai<br>Labor |
|---------------|--------------------------|-------------------------|
| (1)           | (2)                      | (3)                     |
| 2018          | 131                      | ...                     |
| 2019          | 133                      | ...                     |
| 2020          | 134                      | ...                     |

Sumber/Source: Dinas Ketenagakerjaan dan Koperasi Kabupaten Nias/ Department Manpower and Cooperatives of Nias Regency

**Tabel**  
**Table** 9.4

**Jumlah Koperasi dan Tenaga Kerja Menurut Jenisnya di  
Kabupaten Nias, 2020**  
*Number of Cooperatives and Employment by Type in Nias  
Regency, 2020*

| Jenis Koperasi<br><i>Kind of Cooperation</i> | Jumlah<br><i>Total</i> | Anggota<br><i>Member</i> |
|--|------------------------|--------------------------|
| (1)  | (2)                    | (3)                      |
| <b>KUD</b>                                   | <b>5</b>               | <b>100</b>               |
| <b>Non KUD</b>                               | <b>129</b>             | <b>3 533</b>             |
| Kop. Serba Usaha                             | 55                     | 1 100                    |
| Kop. Ind. Kerajinan                          | -                      | -                        |
| Kop. Pert. Pangan                            | 8                      | 160                      |
| Kop. Perikanan                               | 7                      | 140                      |
| Kop. Peternakan                              | -                      | -                        |
| Kop. Perkebunan                              | -                      | -                        |
| Kop. Fungsional                              | -                      | -                        |
| a. KPN                                       | -                      | -                        |
| b. Primkopad                                 | 1                      | 502                      |
| c. Promkopol                                 | 1                      | 436                      |
| Kop. Kopabri                                 | 1                      | 50                       |
| Kop. Veteran                                 | 1                      | 30                       |
| Kop. Pensiunan/Wredatama                     | 1                      | 35                       |
| Kop. Karyawan                                | -                      | -                        |
| Kop. Wanita                                  | 11                     | 220                      |
| Kop. Simpan Pinjam                           | 19                     | 380                      |
| Kop. Pasar                                   | -                      | -                        |
| Kop. Konstruksi                              | -                      | -                        |
| Kop. Sekunder (KPRI)                         | 24                     | 480                      |
| Primkopi                                     | -                      | -                        |
| <b>Koperasi Sekolah</b>                      | <b>0</b>               | <b>0</b>                 |
| <b>Nias</b>                                  | <b>134</b>             | <b>3 633</b>             |

Sumber/Source: Dinas Ketenagakerjaan dan Koperasi Kabupaten Nias/ Department Manpower and Cooperatives of Nias Regency





**PENGELUARAN PENDUDUK**  
**POPULATION EXPENDITURE**

**BAB**  
*Chapter*

**10**

<https://niaskab.bps.go.id>



**PENJELASAN TEKNIS**

1. Pengeluaran rata-rata per kapita adalah biaya yang dikeluarkan untuk konsumsi semua anggota rumah tangga selama sebulan baik yang berasal dari pembelian, pemberian maupun produksi sendiri dibagi dengan banyaknya anggota rumah tangga dalam rumah tangga tersebut.
2. Data Pengeluaran dan Konsumsi Penduduk menurut kelompok barang diperoleh dari Survei Sosial Ekonomi Nasional (Susenas).
3. Data konsumsi/pengeluaran rumah tangga yang dikumpulkan pada Susenas dibagi menjadi dua kelompok yaitu konsumsi makanan dan bukan makanan.

**TECHNICAL NOTES**

1. *Per capita Average Expenditure is the cost spent for all household members consumption during the month, whether from purchasing, giving or own production, divided by the number of household members in the household.*
2. *Data on consumer expenditure and consumption by commodity group of expenditure are obtained from the National Socio Economic (Susenas).*
3. *The data consumption/expenditure collated in Susenas are divided into two groups, namely food and non food consumption.*

**ULASAN**

Pengeluaran rata-rata perkapita sebulan menurut hasil Survei Sosial Ekonomi Nasional (Susenas) 2020, terlihat bahwa tahun 2020 mengalami penurunan, dimana pada tahun 2019 rata-rata pengeluaran per kapita sebesar 641.326 rupiah menurun menjadi 606.440 rupiah, jika dilihat dari kelompok komoditas makanan dan non makanan juga mengalami penurunan. Pengeluaran untuk makanan pada tahun 2020 sebesar 351.933 rupiah (58,03 persen) dan non makanan sebesar 254.508 rupiah (41,97 persen)

Jika dilihat persentase penduduk menurut golongan pengeluaran per kapita sebulan, maka golongan pengeluaran terbesar adalah 200-299.999 rupiah yaitu sebesar 41,41 persen sedangkan untuk golongan pengeluaran 1.000.000-1.499.999 sebesar 1,56 persen.

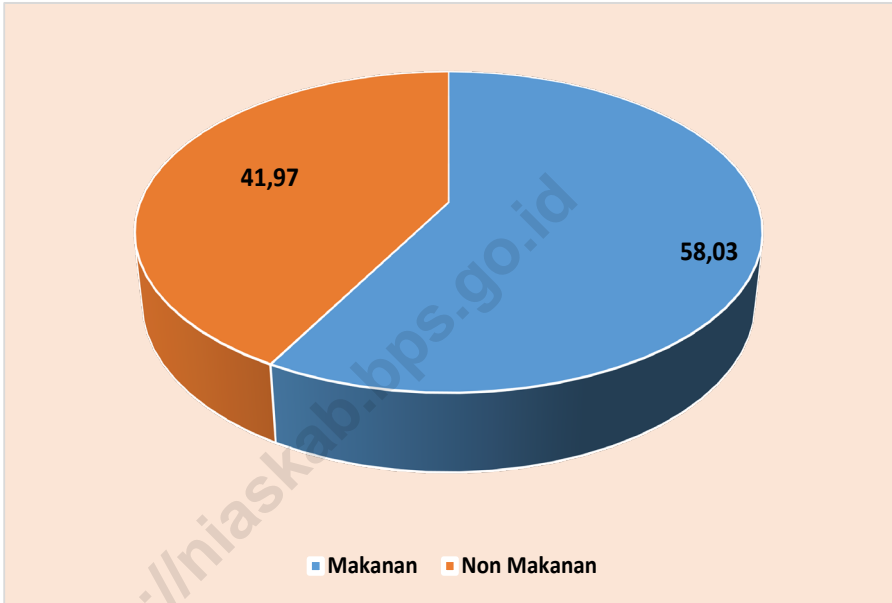
**DESCRIPTION**

*According to the results of the 2020 National Socio-Economic Survey (Susenas), the average per capita expenditure per month shows that in 2020 it has decreased, where in 2019 the average per capita expenditure of 641,326 rupiah decreased to 606,440 rupiah, when viewed from the food and non-food commodity groups. food also decreased. Expenditures for food in 2020 amounted to 351,933 rupiah (58.03 percent) and non-food items amounted to 254,508 rupiah (41.97 percent).*

*If we look at the percentage of the population according to the monthly per capita expenditure category, the largest expenditure category is 200-299,999 rupiah, which is 41.41 percent, while for the 1,000,000-1,499,999 expenditure group it is 1.56 percent.*

**Gambar** 10.1  
**Figures**

**Persentase Rata-rata Pengeluaran per Kapita Sebulan Menurut Kelompok Komoditas (persen) di Kabupaten Nias, 2020**  
*Percentage Monthly Average Expenditure per Capita by Commodity Group (percent) in Nias Regency, 2020*



Sumber/Source: BPS, Survei Sosial Ekonomi Nasional (Susenas) Maret/BPS-Statistics Indonesia, National Socioeconomic Survey March



**Tabel**  
**Table** 10.1

**Rata-rata Pengeluaran per Kapita Sebulan Menurut  
Kelompok Komoditas (rupiah) di Kabupaten Nias, 2019  
dan 2020**  
*Monthly Average Expenditure per Capita by Commodity  
Group (rupiahs) in Nias Regency, 2019 and 2020*

| <b>Kelompok Komoditas/Commodity Group</b>                                     | <b>2019</b>    | <b>2020</b>    |
|---|----------------|----------------|
| (1)   | (2)            | (3)            |
| <b>Makanan/Food</b>   |                |                |
| Padi-padian/ <i>Cereals</i>   | 114 729        | 107 911        |
| Umbi-umbian/ <i>Tubers</i>  | 4 832          | 2 633          |
| Ikan/udang/cumi/kerang/ <i>Fish/shrimp/common squid/shells</i>                | 39 056         | 36 334         |
| Daging/ <i>Meat</i>   | 35 943         | 37 454         |
| Telur dan susu/ <i>Eggs and milk</i>  | 16 687         | 13 985         |
| Sayur-sayuran/ <i>Vegetables</i>  | 33 735         | 33 509         |
| Kacang-kacangan/ <i>Legumes</i>   | 1 403          | 879            |
| Buah-buahan/ <i>Fruits</i>  | 10 143         | 13 703         |
| Minyak dan kelapa/ <i>Oil and coconut</i>                                     | 14 963         | 13 746         |
| Bahan minuman/ <i>Beverage stuffs</i>   | 14 167         | 14 308         |
| Bumbu-bumbuan/ <i>Spices</i>  | 5 789          | 5 846          |
| Konsumsi lainnya/ <i>Miscellaneous food items</i>                             | 6 502          | 6 658          |
| Makanan dan minuman jadi/ <i>Prepared food and beverages</i>                  | 35 447         | 33 841         |
| Rokok/ <i>Cigarettes</i>  | 42 431         | 31 124         |
| <b>Jumlah makanan/Total food</b>  | <b>375 827</b> | <b>351 933</b> |
| <b>Bukan makanan/Non-food</b>   |                |                |
| Perumahan dan fasilitas rumah tangga/ <i>Housing and household facilities</i> | 140 555        | 119 436        |
| Aneka komoditas dan jasa/ <i>Goods and services</i>                           | 67 508         | 63 845         |
| Pakaian, alas kaki, dan tutup kepala/ <i>Clothing, footwear, and headgear</i> | 20 635         | 18 806         |
| Komoditas tahan lama/ <i>Durable goods</i>                                    | 12 406         | 8 572          |
| Pajak, pungutan, dan asuransi/ <i>Taxes and insurance</i>                     | 19 857         | 21 313         |
| Keperluan pesta dan upacara/kenduri/ <i>Parties and ceremonies</i>            | 4 538          | 22 536         |
| <b>Jumlah bukan makanan/Total non-food</b>                                    | <b>265 499</b> | <b>254 508</b> |
| <b>Jumlah/Total</b>   | <b>641 326</b> | <b>606 440</b> |

Sumber/Source: BPS, Survei Sosial Ekonomi Nasional (Susenas) Maret/BPS-Statistics Indonesia, National Socioeconomic Survey March

**Tabel**  
**Table** 10.2

**Persentase Pengeluaran per Kapita Sebulan Menurut  
Kelompok Komoditas di Kabupaten Nias, 2019 dan 2020**  
*Percentage of Monthly Expenditure per Capita by  
Commodity Group in Nias Regency, 2019 and 2020*

| <b>Kelompok Komoditas/Commodity Group</b>                                     | <b>2019</b> | <b>2020</b>   |
|---|-------------|---------------|
| (1)   | (2)         | (3)           |
| <b>Makanan/Food</b>   |             |               |
| Padi-padian/ <i>Cereals</i>   | 30,53       | 30,66         |
| Umbi-umbian/ <i>Tubers</i>  | 1,29        | 0,75          |
| Ikan/udang/cumi/kerang/ <i>Fish/shrimp/common squid/shells</i>                | 10,39       | 10,32         |
| Daging/ <i>Meat</i>   | 9,56        | 10,64         |
| Telur dan susu/ <i>Eggs and milk</i>  | 4,44        | 3,97          |
| Sayur-sayuran/ <i>Vegetables</i>  | 8,98        | 9,52          |
| Kacang-kacangan/ <i>Legumes</i>   | 0,37        | 0,25          |
| Buah-buahan/ <i>Fruits</i>  | 2,70        | 3,89          |
| Minyak dan kelapa/ <i>Oil and coconut</i>                                     | 3,98        | 3,91          |
| Bahan minuman/ <i>Beverage stuffs</i>   | 3,77        | 4,07          |
| Bumbu-bumbuan/ <i>Spices</i>  | 1,54        | 1,66          |
| Konsumsi lainnya/ <i>Miscellaneous food items</i>                             | 1,73        | 1,89          |
| Makanan dan minuman jadi/ <i>Prepared food and beverages</i>                  | 9,43        | 9,62          |
| Rokok/ <i>Cigarettes</i>  | 11,29       | 8,84          |
| <b>Jumlah makanan/Total food</b>  | <b>100</b>  | <b>100,00</b> |
| <b>Bukan makanan/Non-food</b>   |             |               |
| Perumahan dan fasilitas rumah tangga/ <i>Housing and household facilities</i> | 52,94       | 46,93         |
| Aneka komoditas dan jasa/ <i>Goods and services</i>                           | 25,43       | 25,09         |
| Pakaian, alas kaki, dan tutup kepala/ <i>Clothing, footwear, and headgear</i> | 7,77        | 7,39          |
| Komoditas tahan lama/ <i>Durable goods</i>                                    | 4,67        | 3,37          |
| Pajak, pungutan, dan asuransi/ <i>Taxes and insurance</i>                     | 7,48        | 8,37          |
| Keperluan pesta dan upacara/kenduri/ <i>Parties and ceremonies</i>            | 1,71        | 8,85          |
| <b>Jumlah bukan makanan/Total non-food</b>                                    | <b>100</b>  | <b>100,00</b> |

Sumber/Source: BPS, Survei Sosial Ekonomi Nasional (Susenas) Maret/BPS-Statistics Indonesia, National Socioeconomic Survey March

**Tabel**  
**Table** 10.3**Persentase Penduduk Menurut Golongan Pengeluaran Per Kapita Sebulan di Kabupaten Nias, 2019 dan 2020**  
**Percentage of Population by Per Capita Spending Group a Month in Nias Regency, 2019 and 2020**

| <b>Golongan Pengeluaran</b><br><i>Spending Group</i><br>(Rp) | <b>2019</b>   | <b>2020</b>   |
|--|---------------|---------------|
| (1)  | (2)           | (3)           |
| < 150 000  | 0,00          | 0,00          |
| 150 000–199 999  | 5,03          | 4,00          |
| 200 000–299 999  | 35,88         | 41,41         |
| 300 000–499 999  | 37,24         | 35,04         |
| 500 000–749 999  | 10,34         | 10,58         |
| 750 000–999 999  | 6,60          | 5,42          |
| 1 000 000–1 499 999  | 2,48          | 1,56          |
| > 1 500 000  | 2,43          | 2,00          |
| <b>Jumlah/Total</b>  | <b>100,00</b> | <b>100,00</b> |

Sumber/Source: BPS, Survei Sosial Ekonomi Nasional (Susenas) Maret/BPS-Statistics Indonesia, National Socioeconomic Survey March



# PERDAGANGAN TRADE

**BAB**  
*Chapter*

**11**

<https://niaskab.bps.go.id>



**PENJELASAN TEKNIS**

1. Perdagangan atau perniagaan adalah kegiatan tukar menukar barang atau jasa atau keduanya yang berdasarkan kesepakatan bersama bukan pemaksaan.

**TECHNICAL NOTES**

1. *Trade or commerce is the activity of exchanging goods or services or both based on mutual agreement rather than coercion.*

<https://niaskab.bps.go.id>

**ULASAN**

Banyaknya sarana perdagangan di Kabupaten Nias tahun 2020 adalah 31 unit yaitu 1 pasar umum dan 30 pasar tradisional atau pekan dengan jumlah pedagang 2.233 orang.

Jumlah pemasukan beras di Kabupaten Nias belum bisa dihitung oleh pedagang sehingga masih menggunakan data Sub Bulog Wilayah IV Gunungsitoli yang menyuplai pasokan beras untuk kepulauan Nias. Tahun 2020, jumlah beras yang disalurkan mengalami penurunan. Tahun 2019 sebanyak 11.479.482,77 kg turun menjadi 9.238.350 kg tahun 2020. Dimana pada bulan Juni dan Juli tidak ada penerimaan beras yang dilakukan oleh Bulog namun yang disalurkan adalah sisa stok bulan sebelumnya.

**DESCRIPTION**

*The number of trading facilities in Nias Regency in 2020 is 31 units, namely 1 public market and 30 traditional markets or weekends with a total of 2,233 traders.*

*The amount of rice income in Nias Regency has not been calculated by traders so they still use data from the Sub Bulog Region IV Gunungsitoli which supplies rice supplies to the Nias islands. In 2020, the amount of rice distributed has decreased. In 2019, 11,479,482.77 kg decreased to 9,238,350 kg in 2020. Where in June and July, Bulog did not receive rice, but the remaining stocks were distributed from the previous month.*

**Tabel 11.1** Jumlah Sarana Perdagangan Menurut Jenisnya di Kabupaten Nias, 2017–2020  
**Table 11.1** *Number of Trading Facilities by Type of Facility in Nias Regency, 2017–2020*

| Jenis Sarana Perdagangan<br>Type of Trading Facilities | 2017      | 2018      | 2019      | 2020      |
|--|-----------|-----------|-----------|-----------|
| (1)  | (2)       | (3)       | (4)       | (5)       |
| Pasar/Market   | 31        | 31        | 31        | 31        |
| Toko/Store   | 0         | 0         | 0         | 0         |
| Kios   | 0         | 0         | 0         | 0         |
| Warung   | 0         | 0         | 0         | 0         |
| <b>Jumlah/Total</b>                                    | <b>31</b> | <b>31</b> | <b>31</b> | <b>31</b> |

Sumber/Source: Dinas Perindustrian dan Perdagangan Kabupaten Nias / Department of Industry and Trade of Nias Regency



**Tabel**  
**Table** 11.2**Banyaknya Pasar Menurut Jenis dan Kecamatan di Kabupaten Nias , 2020**  
**Number of Markets by Type and Subdistrict in Nias Regency, 2020**

| Kecamatan<br>Subdistrict | Pasar Umum<br>General<br>Market | Pekan<br>(Pasar Desa)<br>Village Market | Toko<br>Stores | Kios<br>Kiosks | Warung<br>Small Shops | Rumah<br>Makan<br>Restaurants |
|--------------------------|---------------------------------|---|----------------|----------------|-----------------------|-------------------------------|
| (1)                      | (2)                             | (3)                                     | (4)            | (5)            | (6)                   |                               |
| Idanogawo                | -                               | 2                                       | -              | -              | -                     | -                             |
| Bawolato                 | -                               | 3                                       | -              | -              | -                     | -                             |
| Ulugawo                  | -                               | 3                                       | -              | -              | -                     | -                             |
| Gido                     | -                               | 4                                       | -              | -              | -                     | -                             |
| Sogaeadu                 | -                               | 2                                       | -              | -              | -                     | -                             |
| Ma'u                     | -                               | 3                                       | -              | -              | -                     | -                             |
| Somolo-molo              | -                               | 1                                       | -              | -              | -                     | -                             |
| Hiliduho                 | -                               | 4                                       | -              | -              | -                     | -                             |
| Hiliserangkai            | -                               | 3                                       | -              | -              | -                     | -                             |
| Botomuzoi                | -                               | 5                                       | -              | -              | -                     | -                             |
| Pasar<br>Ya'ahowu        | 1                               | -                                       | -              | -              | -                     | -                             |
| <b>Nias</b>              | <b>1</b>                        | <b>30</b>                               | <b>-</b>       | <b>-</b>       | <b>-</b>              | <b>-</b>                      |

Sumber/Source: Dinas Perindustrian dan Perdagangan Kabupaten Nias / Department of Industry and Trade of Nias Regency

**Tabel**  
**Table** 11.3**Banyaknya Pedagang Menurut Jenis dan Kecamatan di Kabupaten Nias, 2020**  
**Number of Traders by Type and Subdistrict in Nias Regency, 2020**

| Kecamatan<br>Subdistrict | Pedagang Besar/<br>WholeSalers | Pedagang<br>Menengah/ Medium<br>traders | Pedagang Kecil/<br>Small Traider |
|--------------------------|--------------------------------|---|----------------------------------|
| (1)                      | (2)                            | (3)                                     | (4)                              |
| Idanogawo                | 0                              | 0                                       | 368                              |
| Bawolato                 | 0                              | 0                                       | 287                              |
| Ulugawo                  | 0                              | 0                                       | 95                               |
| Gido                     | 0                              | 0                                       | 512                              |
| Sogaeadu                 | 0                              | 0                                       | 272                              |
| Ma'u                     | 0                              | 0                                       | 45                               |
| Somolo-molo              | 0                              | 0                                       | 47                               |
| Hiliduho                 | 0                              | 0                                       | 146                              |
| Hiliserangkai            | 0                              | 0                                       | 231                              |
| Botomuzoi                | 0                              | 0                                       | 230                              |
| <b>Nias</b>              | <b>0</b>                       | <b>0</b>                                | <b>2 233</b>                     |

Sumber/Source: Dinas Perindustrian dan Perdagangan Kabupaten Nias / Department of Industry and Trade of Nias Regency

**Tabel**  
**Table** 11.4**Perkembangan Jumlah Persediaan Beras Pada Sub Bulog  
Wilayah IV Gunungsitoli (kg), 2019-2020**  
**Growth of Rice Supply at Sub Logistic Warehouse Region IV  
of Gunungsitoli (kg), 2019-2020**

| <i>Tahun<br/>Year</i> | <i>Stok Awal<br/>Initial Stock</i> | <i>Penerimaan<br/>Acceptance</i> | <i>Penyaluran<br/>Distribution</i> | <i>Stok Akhir<br/>Ending stock</i> |
|-----------------------|------------------------------------|----------------------------------|------------------------------------|------------------------------------|
| (1)                   | (2)                                | (3)                              | (4)                                | (5)                                |
| 2019                  | 3 332,77                           | 12 083 250                       | 11 479 482,77                      | 607 100                            |
| 2020                  | 607 100                            | 9 563 630                        | 9 238 350                          | 932 380                            |

Sumber/Source: Perum BULOG KCP Gunungsitoli

**Tabel**  
**Table** 11.5

**Perkembangan Penerimaan dan Penyaluran Beras Pada  
Perwakilan Sub Bulog Wilayah IV Gunungsitoli Tahun  
2020**

***Acceptance and Distribution of Rice at Sub Logistic  
Warehouse Region IV of Gunungsitoli (kg), 2020***

| <b>Bulan<br/>Month</b> | <b>Stok Awal<br/>Initial Stock</b> | <b>Penerimaan<br/>Acceptance</b> | <b>Penyaluran<br/>Distribution</b> | <b>Stok Akhir<br/>Ending stock</b> |
|------------------------|------------------------------------|----------------------------------|------------------------------------|------------------------------------|
| (1)                    | (2)                                | (3)                              | (4)                                | (5)                                |
| Januari/January        | 607 100                            | 1 213 750                        | 738 300                            | 1 082 550                          |
| Februari/February      | 1 082 550                          | 572 650                          | 540 650                            | 1 114 550                          |
| Maret/March            | 1 114 550                          | 653 700                          | 1 184 600                          | 583 650                            |
| April/April            | 583 650                            | 1 567 250                        | 500 600                            | 1 650 300                          |
| Mei/May                | 1 650 300                          | 406 400                          | 699 600                            | 1 357 100                          |
| Juni/June              | 1 357 100                          | -                                | 635 300                            | 721 800                            |
| Juli/July              | 721 800                            | -                                | 555 800                            | 166 000                            |
| Agustus/August         | 166 000                            | 1 253 250                        | 436 000                            | 983 250                            |
| September/September    | 983 250                            | 1 318 550                        | 564 000                            | 1 737 800                          |
| Oktober/October        | 1 737 800                          | 1 732 100                        | 2 519 605                          | 950 295                            |
| November/November      | 950 295                            | 751 180                          | 228 000                            | 1 473 475                          |
| Desember/December      | 1 473 475                          | 94 800                           | 635 895                            | 932 380                            |
| <b>Nias</b>            | <b>607 100</b>                     | <b>9 563 630</b>                 | <b>9 238 350</b>                   | <b>932 380</b>                     |

Sumber/Source: Perum BULOG KCP Gunungsitoli





**SISTEM NERACA REGIONAL**  
**SYSTEM OF REGIONAL ACCOUNTS**

**BAB**  
*Chapter*

**12**

<https://niaskab.bps.go.id>



**PENJELASAN TEKNIS**

1. Penghitungan statistik neraca nasional mengikuti buku petunjuk yang diterbitkan oleh Perserikatan Bangsa Bangsa (PBB) dikenal sebagai Sistem Neraca Nasional (SNN). SNN adalah rekomendasi internasional tentang bagaimana menyusun ukuran aktivitas ekonomi yang sesuai dengan standar neraca baku yang didasarkan pada prinsip-prinsip ekonomi. Rekomendasi yang dimaksud dinyatakan dalam sekumpulan konsep, definisi, klasifikasi, dan aturan neraca yang disepakati secara internasional dalam mengukur indikator tertentu seperti Produk Domestik Bruto (PDB). Salah satu bentuk adaptasi pencatatan statistik nasional adalah melakukan perubahan tahun dasar PDB Indonesia dari tahun 2000 ke 2010. Perubahan tahun dasar PDB dilakukan seiring dengan mengadopsi rekomendasi PBB yang tertuang dalam Sistem Neraca Nasional 2008 (SNA 2008).
2. Produk Domestik Bruto pada tingkat nasional serta Produk Domestik Regional Bruto (PDRB) pada tingkat regional (provinsi) menggambarkan kemampuan suatu wilayah untuk menciptakan nilai tambah pada suatu waktu tertentu. Untuk menyusun PDB

**TECHNICAL NOTES**

1. *The method used to estimate national accounts statistics is based on the standard guidelines formed by United Nation known as System of National Accounts (SNA). SNA is the internationally agreed standard set of recommendations on how to compile measures of economic activity in accordance with strict accounting conventions based on economic principles. The recommendations are expressed in term of a set of concepts, definitions, classifications and accounting rules that comprise the internationally agreed standard for measuring indicators such as Gross Domestic Product (GDP). One of the improvement in the national statistical system is to rebase GDP form base year 2000 to 2010 in order to capture current economic condition. It is in line with the United Nations (UN) recommendation on 2008 SNA.*
2. *The basic measure of the value added arising from economic activity is known as Gross Domestic Product at the national level and Gross Regional Domestic Product (GRDP) at the regional level (provinces/regencies/municipalities). To compile these statistics, two approaches have been used, i.e. "production approach" and "expenditure approach". The first approach is to*



maupun PDRB digunakan 2 pendekatan, yaitu lapangan usaha dan pengeluaran. Keduanya menyajikan komposisi data nilai tambah dirinci menurut sumber kegiatan ekonomi (lapangan usaha) dan menurut komponen penggunaannya. PDB maupun PDRB dari sisi lapangan usaha merupakan penjumlahan seluruh komponen nilai tambah bruto yang mampu diciptakan oleh sektor-sektor ekonomi atas berbagai aktivitas produksinya. Sedangkan dari sisi pengeluaran menjelaskan tentang penggunaan dari nilai tambah tersebut.

3. PDB menurut lapangan usaha mengalami perubahan klasifikasi dari 9 lapangan usaha menjadi 17 lapangan usaha. PDB menurut lapangan usaha dirinci menurut total nilai tambah dari seluruh sektor ekonomi yang mencakup lapangan usaha Pertanian, Kehutanan, dan Perikanan; Pertambangan dan Penggalian; Industri Pengolahan; Pengadaan Listrik dan Gas; Pengadaan Air, Pengelolaan Sampah, Limbah dan Daur Ulang; Konstruksi; Perdagangan Besar dan Eceran, Reparasi Mobil dan Sepeda Motor; Transportasi dan Pergudangan; Penyediaan Akomodasi dan Makan Minum; Informasi dan Komunikasi; Jasa Keuangan dan Asuransi; Real Estat; Jasa

*measure value added produced by various kinds of economic activities, while the second approach is to measure final uses of the country's output. In other words, GDP/GRDP is the sum of total value added produced by all economic industries (activities) and the way of using it.*

3. *GDP by industry classification changes from 9 sectors to 17 industries. GDP by industry is classified by types of economic activities such as Agriculture, Forestry and Fishing; Mining and Quarrying; Manufacturing; Electricity and Gas; Water supply, Sewerage, Waste Management and Remediation Activities; Construction; Wholesale and Retail Trade; Repair of Motor Vehicles and Motorcycles; Transportation and Storage; Accommodation and Food Service Activities; Information and Communication; Financial and Insurance Activities; Real Estate Activities; Business Activities; Public Administration; Defence and Compulsory Social Security; Education; Human Health and Social Work Activities; and Other Services Activities.*
4. *GDP and its aggregations are presented in two forms: at current market prices and at constant base year market prices. In presenting current market prices, all aggregates are valued at current market prices, while base year*

Perusahaan; Administrasi Pemerintahan, Pertahanan dan Jaminan Sosial Wajib; Jasa Pendidikan; Jasa Kesehatan dan Kegiatan Sosial; dan Jasa lainnya.

4. Produk Domestik Bruto maupun agregat turunannya disajikan dalam 2 (dua) versi penilaian, yaitu atas dasar "harga berlaku" dan atas dasar "harga konstan". Disebut sebagai harga berlaku karena seluruh agregat dinilai dengan menggunakan harga pada tahun berjalan, sedangkan harga konstan penilaiannya didasarkan kepada harga satu tahun dasar tertentu, dalam publikasi ini digunakan harga tahun 2010.
5. Laju pertumbuhan Produk Domestik Bruto diperoleh dari perhitungan PDB atas dasar harga konstan. Diperoleh dengan cara mengurangi nilai PDB pada tahun ke-n terhadap nilai pada tahun ke n-1 (tahun sebelumnya), dibagi dengan nilai pada tahun ke n-1, dikalikan dengan 100 persen. Laju pertumbuhan menunjukkan perkembangan agregat pendapatan dari satu waktu tertentu terhadap waktu sebelumnya.

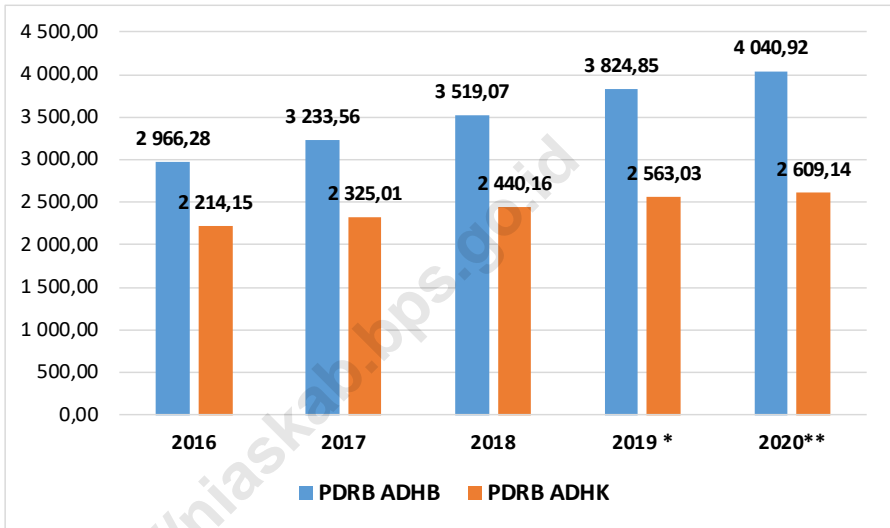
*constant market prices are shown by valuing all aggregates at fixed base year prices. Year of 2010 is used as the base year in this publication.*

5. *Growth rate of Gross Domestic Product is derived from GDP at constant market prices. It is obtained by subtracting the value of GDP year n with the value of GDP year n-1, divided by the value of GDP year n-1 then multiplied by 100 percent. The growth rate of GDP explains the income growth during the given period.*

| ULASAN  | DESCRIPTION   |
|---|---|
| <b>PDRB</b>   | <b>GRDP</b>   |
| <p>PDRB merupakan salah satu indikator ekonomi makro yang memberikan petunjuk sejauh mana perkembangan dan struktur ekonomi suatu daerah dalam suatu kurun waktu.</p>   | <p><i>GRDP is one of the macroeconomic indicators that provides an indication of the extent of development and economic structure of a region over a period of time.</i></p>  |
| <p>Pada tahun 2020 PDRB atas dasar harga berlaku Kabupaten Nias mengalami peningkatan. pada tahun 2019 sebesar Rp. 3.824,85 miliar rupiah meningkat menjadi Rp. 4.040,92 miliar rupiah. Begitu juga halnya dengan PDRB atas dasar harga konstan, pada tahun 2019 sebesar Rp. 2.563,03 miliar rupiah meningkat menjadi Rp. 2.609,14 miliar rupiah.</p> | <p><i>In 2020, the GRDP at the current price of Nias Regency will increase. in 2019 amounting to Rp. 3,824.85 billion rupiah increased to Rp. 4,040.92 billion rupiah. Likewise with GRDP at constant prices, in 2019 amounting to Rp. 2,563.03 billion rupiah increased to Rp. 2,609.14 billion rupiah.</i></p>  |
| <p>Tiga sektor yang berkontribusi besar pada pembentukan Produk Domestik Regional Bruto Atas Dasar Harga Berlaku di Kabupaten Nias tahun 2020 adalah sektor pertanian Kehutanan dan Perikanan sebesar Rp. 1937,64 miliar rupiah, konstruksi sebesar Rp. 446,01 miliar rupiah serta pertambangan dan penggalian sebesar Rp. 361,42 miliar rupiah.</p>  | <p><i>The three sectors that contributed greatly to the formation of Gross Regional Domestic Product at Applicable Prices in Nias Regency in 2020 were the agricultural sector, Forestry and Fisheries amounting to Rp. 1937.64 billion rupiah, construction of Rp. 446.01 billion rupiah and mining and excavation of Rp. 361.42 billion rupiah.</i></p> |
| <p>Sedangkan PDRB Atas Dasar Harga Konstan yang memberikan kontribusi terbesar adalah sektor pertanian Kehutanan dan Perikanan sebesar Rp. 1.317,16 miliar rupiah, Administrasi Pemerintahan sebesar Rp 317,19 miliar rupiah serta Konstruksi sebesar Rp. 276,56 miliar rupiah.</p>   | <p><i>Meanwhile, the GRDP on the basis of constant prices which gave the largest contribution was the agricultural sector, Forestry and Fisheries amounting to Rp. 1,317.16 billion rupiah, Government Administration of Rp. 317.19 billion and Construction of Rp. 276.56 billion rupiah.</i></p>  |

**Gambar**  
**Figures**

**12.1 Produk Domestik Regional Bruto Nias (miliar rupiah), ADHB dan ADHK 2016-2020**  
**Gross Regional Domestic Product of Nias (billion rupiahs) at Current Market Prices dan Constant Market Prices, 2016-2020**



Catatan/Note: \* Angka Sementara / Preliminary Figures

\*\* Angka Sementara / Very Preliminary Figures

Sumber/Source: BPS, berbagai sensus, survei dan sumber lain/BPS-Statistics Indonesia, various census, survey, and other sources

**Tabel** 12.1. **Produk Domestik Regional Bruto Atas Dasar Harga Berlaku Menurut Lapangan Usaha di Kabupaten Nias (miliar rupiah), 2016–2020**  
**Gross Regional Domestic Product at Current Market Prices by Industry in Nias Regency (billion rupiahs), 2016–2020**

| Lapangan Usaha/<br>Industry |  | 2016     | 2017     | 2018     | 2019 *   | 2020**   |
|-----------------------------|--|----------|----------|----------|----------|----------|
| (1)                         |  | (2)      | (3)      | (4)      | (5)      | (6)      |
| A                           | Pertanian, Kehutanan, dan Perikanan/Agriculture, Forestry, and Fishing   | 1 417,87 | 1 550,82 | 1 687,28 | 1 807,38 | 1 937,64 |
| B                           | Pertambangan dan Penggalian/Mining and Quarrying   | 268,39   | 290,55   | 310,30   | 340,62   | 361,42   |
| C                           | Industri Pengolahan/Manufacturing  | 6,45     | 6,98     | 7,53     | 8,17     | 8,39     |
| D                           | Pengadaan Listrik dan Gas/<br>Electricity and Gas  | 2,56     | 2,86     | 3,14     | 3,47     | 3,71     |
| E                           | Pengadaan Air; Pengelolaan Sampah, Limbah, dan Daur Ulang/<br>Water Supply; Sewerage, Waste Management, and Remediation Activities | -        | -        | -        | -        | 0,00     |
| F                           | Konstruksi/Construction  | 370,90   | 395,08   | 417,51   | 454,01   | 446,01   |
| G                           | Perdagangan Besar dan Eceran; Reparasi Mobil dan Sepeda Motor/Wholesale and Retail Trade; Repair of Motor Vehicles and Motorcycles | 248,42   | 274,17   | 302,46   | 336,33   | 365,82   |
| H                           | Transportasi dan Pergudangan/Transportation and Storage  | 48,89    | 53,15    | 57,12    | 61,74    | 65,87    |
| I                           | Penyediaan Akomodasi dan Makan Minum/<br>Accommodation and Food Service Activities   | 53,36    | 58,20    | 63,37    | 68,92    | 74,81    |

Lanjutan Tabel/*Continued Table* 12.1

| <b>Lapangan Usaha/<br/>Industry</b>  |   | <b>2016</b>     | <b>2017</b>     | <b>2018</b>     | <b>2019 *</b>   | <b>2020**</b>   |
|--|---|-----------------|-----------------|-----------------|-----------------|-----------------|
| (1)  |   | (2)             | (3)             | (4)             | (5)             | (6)             |
| J  | Informasi dan Komunikasi/<br><i>Information and<br/>Communication</i>   | 6,29            | 7,02            | 7,85            | 8,72            | 9,60            |
| K  | Jasa Keuangan dan Asuransi/<br><i>Financial and Insurance<br/>Activities</i>  | 42,28           | 46,63           | 51,17           | 55,66           | 59,76           |
| L  | Real Estat/ <i>Real Estate<br/>Activities</i>   | 62,03           | 68,57           | 74,47           | 80,12           | 85,01           |
| M,N  | Jasa Perusahaan/ <i>Business<br/>Activities</i>   | 2,19            | 2,49            | 2,83            | 3,15            | 3,27            |
| O  | Administrasi Pemerintahan,<br>Pertahanan, dan Jaminan<br>Sosial Wajib/ <i>Public<br/>Administration and Defence;<br/>Compulsory Social Security</i> | 368,03          | 402,09          | 452,47          | 507,79          | 524,07          |
| P  | Jasa Pendidikan/ <i>Education</i>   | 41,25           | 44,66           | 48,42           | 52,47           | 55,89           |
| Q  | Jasa Kesehatan dan Kegiatan<br>Sosial/ <i>Human Health and<br/>Social Work Activities</i>   | 21,58           | 23,98           | 26,29           | 28,89           | 31,86           |
| R,S,T,U  | Jasa Lainnya/ <i>Other Services<br/>Activities</i>  | 5,78            | 6,32            | 6,88            | 7,43            | 7,78            |
| <b>Produk Domestik<br/>Regional Bruto/<i>Gross<br/>Regional Domestic Product</i></b> |   | <b>2 966,28</b> | <b>3 233,56</b> | <b>3 519,07</b> | <b>3 824,85</b> | <b>4 040,92</b> |

Catatan/Note: \* Angka Sementara / *Preliminary Figures*\*\* Angka Sementara / *Very Preliminary Figures*Sumber/Source: BPS, berbagai sensus, survei dan sumber lain/*BPS-Statistics Indonesia, various census, survey, and other sources*

**Tabel**  
**Table** 12.2

**Produk Domestik Regional Bruto Atas Dasar Harga  
Konstan 2010 Menurut Lapangan Usaha di Kabupaten  
Nias (miliar rupiah), 2016–2020**  
*Gross Regional Domestic Product at 2010 Constant Market  
Prices by Industry in Nias Regency (billion rupiahs), 2016–  
2020*

|   | Lapangan Usaha/ <i>Industry</i>  | 2016     | 2017     | 2018     | 2019 *   | 2020**   |
|---|--|----------|----------|----------|----------|----------|
|   | (1)  | (2)      | (3)      | (4)      | (5)      | (6)      |
| A | Pertanian, Kehutanan, dan Perikanan/ <i>Agriculture, Forestry, and Fishing</i>   | 1 105,19 | 1 161,75 | 1 219,13 | 1 272,87 | 1 317,16 |
| B | Pertambangan dan Penggalian/ <i>Mining and Quarrying</i>   | 194,99   | 206,00   | 216,16   | 228,37   | 233,62   |
| C | Industri Pengolahan/ <i>Manufacturing</i>  | 4,73     | 4,95     | 5,15     | 5,39     | 5,37     |
| D | Pengadaan Listrik dan Gas/ <i>Electricity and Gas</i>  | 2,13     | 2,24     | 2,35     | 2,48     | 2,60     |
| E | Pengadaan Air; Pengelolaan Sampah, Limbah, dan Daur Ulang/ <i>Water Supply; Sewerage, Waste Management, and Remediation Activities</i>     | -        | -        | -        | -        | 0,00     |
| F | Konstruksi/ <i>Construction</i>  | 258,04   | 269,26   | 278,21   | 292,28   | 276,56   |
| G | Perdagangan Besar dan Eceran; Reparasi Mobil dan Sepeda Motor/ <i>Wholesale and Retail Trade; Repair of Motor Vehicles and Motorcycles</i> | 176,83   | 187,09   | 198,18   | 211,48   | 218,42   |
| H | Transportasi dan Pergudangan/ <i>Transportation and Storage</i>  | 33,02    | 34,03    | 34,88    | 36,15    | 36,57    |
| I | Penyediaan Akomodasi dan Makan Minum/ <i>Accommodation and Food Service Activities</i>   | 37,75    | 39,93    | 42,32    | 44,98    | 46,66    |
| J | Informasi dan Komunikasi/ <i>Information and Communication</i>   | 5,41     | 5,69     | 6,13     | 6,58     | 7,08     |

Lanjutan Tabel/*Continued Table 12.2*

|         | <b>Lapangan Usaha/Industry</b>  | <b>2016</b>     | <b>2017</b>     | <b>2018</b>     | <b>2019 *</b>   | <b>2020**</b>   |
|---------|---|-----------------|-----------------|-----------------|-----------------|-----------------|
|         | (1)   | (2)             | (3)             | (4)             | (5)             | (6)             |
| K       | Jasa Keuangan dan Asuransi/<br><i>Financial and Insurance<br/>Activities</i>  | 29,33           | 30,66           | 32,22           | 33,88           | 35,51           |
| L       | Real Estat/ <i>Real Estate Activities</i>   | 43,65           | 45,01           | 46,61           | 48,21           | 49,41           |
| M,N     | Jasa Perusahaan/ <i>Business<br/>Activities</i>   | 1,49            | 1,58            | 1,67            | 1,76            | 1,77            |
| O       | Administrasi Pemerintahan,<br>Pertahanan, dan Jaminan<br>Sosial Wajib/ <i>Public<br/>Administration and Defence;<br/>Compulsory Social Security</i> | 269,70          | 282,59          | 300,52          | 319,40          | 317,19          |
| P       | Jasa Pendidikan/ <i>Education</i>   | 30,55           | 31,92           | 33,33           | 34,78           | 36,01           |
| Q       | Jasa Kesehatan dan Kegiatan<br>Sosial/ <i>Human Health and Social<br/>Work Activities</i>   | 16,81           | 17,55           | 18,44           | 19,41           | 20,09           |
| R,S,T,U | Jasa Lainnya/ <i>Other Services<br/>Activities</i>  | 4,53            | 4,74            | 4,86            | 5,03            | 5,12            |
|         | <b>Produk Domestik Regional<br/>Bruto/<i>Gross Regional<br/>Domestic Product</i></b>  | <b>2 214,15</b> | <b>2 325,01</b> | <b>2 440,16</b> | <b>2 563,03</b> | <b>2 609,14</b> |

Catatan/Note: \* Angka Sementara / *Preliminary Figures*

\*\* Angka Sementara / *Very Preliminary Figures*

Sumber/Source: BPS, berbagai sensus, survei dan sumber lain/*BPS-Statistics Indonesia, various census, survey, and other sources*



**Tabel**  
**Table** 12.3

**Distribusi Persentase Produk Domestik Regional Bruto Atas Dasar Harga Berlaku Menurut Lapangan Usaha di Kabupaten Nias, 2016–2020**  
**Percentage Distribution of Gross Regional Domestic Product at Current Market Prices by Industry in Nias Regency, 2016–2020**

|   | Lapangan Usaha/Industry  | 2016  | 2017  | 2018  | 2019 * | 2020** |
|---|--|-------|-------|-------|--------|--------|
|   | (1)  | (2)   | (3)   | (4)   | (5)    | (6)    |
| A | Pertanian, Kehutanan, dan Perikanan/ <i>Agriculture, Forestry, and Fishing</i>   | 47,80 | 47,96 | 47,95 | 47,25  | 47,95  |
| B | Pertambangan dan Penggalian/ <i>Mining and Quarrying</i>   | 9,05  | 8,99  | 8,82  | 8,91   | 8,94   |
| C | Industri Pengolahan/ <i>Manufacturing</i>  | 0,22  | 0,22  | 0,21  | 0,21   | 0,21   |
| D | Pengadaan Listrik dan Gas/ <i>Electricity and Gas</i>  | 0,09  | 0,09  | 0,09  | 0,09   | 0,09   |
| E | Pengadaan Air; Pengelolaan Sampah, Limbah, dan Daur Ulang/ <i>Water Supply; Sewerage, Waste Management, and Remediation Activities</i>     | -     | -     | -     | -      | 0,00   |
| F | Konstruksi/ <i>Construction</i>  | 12,50 | 12,22 | 11,86 | 11,87  | 11,04  |
| G | Perdagangan Besar dan Eceran; Reparasi Mobil dan Sepeda Motor/ <i>Wholesale and Retail Trade; Repair of Motor Vehicles and Motorcycles</i> | 8,37  | 8,48  | 8,59  | 8,79   | 9,05   |
| H | Transportasi dan Pergudangan/ <i>Transportation and Storage</i>  | 1,65  | 1,64  | 1,62  | 1,61   | 1,63   |
| I | Penyediaan Akomodasi dan Makan Minum/ <i>Accommodation and Food Service Activities</i>   | 1,80  | 1,80  | 1,80  | 1,80   | 1,85   |
| J | Informasi dan Komunikasi/ <i>Information and Communication</i>   | 0,21  | 0,22  | 0,22  | 0,23   | 0,24   |
| K | Jasa Keuangan dan Asuransi/ <i>Financial and Insurance Activities</i>  | 1,43  | 1,44  | 1,45  | 1,46   | 1,48   |

Lanjutan Tabel/*Continued Table* 12.3

| Lapangan Usaha/ <i>Industry</i>  |   | 2016          | 2017          | 2018          | 2019 *        | 2020**        |
|--|---|---------------|---------------|---------------|---------------|---------------|
| (1)  |   | (2)           | (3)           | (4)           | (5)           | (6)           |
| L  | Real Estat/ <i>Real Estate Activities</i>   | 2,09          | 2,12          | 2,12          | 2,09          | 2,10          |
| M,N  | Jasa Perusahaan/ <i>Business Activities</i>   | 0,07          | 0,08          | 0,08          | 0,08          | 0,08          |
| O  | Administrasi Pemerintahan, Pertahanan, dan Jaminan Sosial Wajib/ <i>Public Administration and Defence; Compulsory Social Security</i> | 12,41         | 12,43         | 12,86         | 13,28         | 12,97         |
| P  | Jasa Pendidikan/ <i>Education</i>   | 1,39          | 1,38          | 1,38          | 1,37          | 1,38          |
| Q  | Jasa Kesehatan dan Kegiatan Sosial/ <i>Human Health and Social Work Activities</i>  | 0,73          | 0,74          | 0,75          | 0,76          | 0,79          |
| R,S,T,U  | Jasa Lainnya/ <i>Other Services Activities</i>  | 0,19          | 0,20          | 0,20          | 0,19          | 0,19          |
| <b>Produk Domestik Regional Bruto/<i>Gross Regional Domestic Product</i></b> |   | <b>100,00</b> | <b>100,00</b> | <b>100,00</b> | <b>100,00</b> | <b>100,00</b> |

Catatan/*Note*: \* Angka Sementara / *Preliminary Figures*

\*\* Angka Sementara / *Very Preliminary Figures*

Sumber/*Source*: BPS, berbagai sensus, survei dan sumber lain/*BPS-Statistics Indonesia, various census, survey, and other sources*

**Tabel**  
**Table** 12.4

**Laju Pertumbuhan Produk Domestik Regional Bruto Atas Dasar Harga Konstan 2010 Menurut Lapangan Usaha di Kabupaten Nias (persen), 2017–2020**  
**Growth Rate of Gross Regional Domestic Product at 2010 Constant Market Prices by Industry in Nias Regency (percent), 2017-2020**

|     | <b>Lapangan Usaha/Industry</b>   | <b>2017</b> | <b>2018</b> | <b>2019 *</b> | <b>2020**</b> |
|-----|--|-------------|-------------|---------------|---------------|
|     | (1)  | (2)         | (3)         | (4)           | (5)           |
| A   | Pertanian, Kehutanan, dan Perikanan/ <i>Agriculture, Forestry, and Fishing</i>   | 5,12        | 4,94        | 4,41          | 3,48          |
| B   | Pertambangan dan Penggalian/ <i>Mining and Quarrying</i>   | 5,65        | 4,93        | 5,65          | 2,30          |
| C   | Industri Pengolahan/ <i>Manufacturing</i>  | 4,54        | 4,06        | 4,68          | -0,30         |
| D   | Pengadaan Listrik dan Gas/ <i>Electricity and Gas</i>  | 5,38        | 4,89        | 5,40          | 5,06          |
| E   | Pengadaan Air; Pengelolaan Sampah, Limbah, dan Daur Ulang/ <i>Water Supply; Sewerage, Waste Management, and Remediation Activities</i>     | -           | -           | -             | 0,00          |
| F   | Konstruksi/ <i>Construction</i>  | 4,35        | 3,32        | 5,05          | -5,38         |
| G   | Perdagangan Besar dan Eceran; Reparasi Mobil dan Sepeda Motor/ <i>Wholesale and Retail Trade; Repair of Motor Vehicles and Motorcycles</i> | 5,80        | 5,93        | 6,71          | 3,28          |
| H   | Transportasi dan Pergudangan/ <i>Transportation and Storage</i>  | 3,04        | 2,52        | 3,64          | 1,15          |
| I   | Penyediaan Akomodasi dan Makan Minum/ <i>Accommodation and Food Service Activities</i>   | 5,79        | 5,97        | 6,29          | 3,75          |
| J   | Informasi dan Komunikasi/ <i>Information and Communication</i>   | 5,22        | 7,64        | 7,34          | 7,60          |
| K   | Jasa Keuangan dan Asuransi/ <i>Financial and Insurance Activities</i>  | 4,52        | 5,11        | 5,13          | 4,83          |
| L   | Real Estat/ <i>Real Estate Activities</i>  | 3,12        | 3,54        | 3,43          | 2,50          |
| M,N | Jasa Perusahaan/ <i>Business Activities</i>  | 6,18        | 5,58        | 5,50          | 0,41          |

Lanjutan Tabel/*Continued Table* 12.4

| <b>Lapangan Usaha/Industry</b>   |   | <b>2017</b> | <b>2018</b> | <b>2019 *</b> | <b>2020**</b> |
|--|---|-------------|-------------|---------------|---------------|
| (1)  |   | (2)         | (3)         | (4)           | (5)           |
| 0  | Administrasi Pemerintahan, Pertahanan, dan Jaminan Sosial Wajib/ <i>Public Administration and Defence; Compulsory Social Security</i> | 4,78        | 6,34        | 6,28          | -0,69         |
| P  | Jasa Pendidikan/ <i>Education</i>   | 4,48        | 4,41        | 4,33          | 3,55          |
| Q  | Jasa Kesehatan dan Kegiatan Sosial/ <i>Human Health and Social Work Activities</i>  | 4,38        | 5,05        | 5,26          | 3,51          |
| R,S,T,U  | Jasa Lainnya/ <i>Other Services Activities</i>  | 4,83        | 2,42        | 3,60          | 1,63          |
| <b>Produk Domestik Regional Bruto/<i>Gross Regional Domestic Product</i></b> |   | <b>5,01</b> | <b>4,95</b> | <b>5,04</b>   | <b>1,80</b>   |

Catatan/Note: \* Angka Sementara / *Preliminary Figures*

\*\* Angka Sementara / *Very Preliminary Figures*

Sumber/Source: BPS, berbagai sensus, survei dan sumber lain/*BPS-Statistics Indonesia, various census, survey, and other sources*

**Tabel**  
**Table** 12.5

**Produk Domestik Regional Bruto Atas Dasar Harga Berlaku Menurut Jenis Pengeluaran di Kabupaten Nias (miliar rupiah), 2016–2020**  
**Gross Regional Domestic Product at Current Market Prices by Type of Expenditure in Nias Regency (billion rupiahs), 2016–2020**

| <b>Jenis Pengeluaran</b><br><b>Type of Expenditure</b>                              | <b>2016</b>     | <b>2017</b>     | <b>2018</b>     | <b>2019 *</b>   | <b>2020**</b> |
|---|-----------------|-----------------|-----------------|-----------------|---------------|
| (1)   | (2)             | (3)             | (4)             | (5)             | (6)           |
| Pengeluaran Konsumsi Rumah Tangga<br><i>Household Consumption Expenditure</i>       | 2 837,66        | 3 064,90        | 3 309,40        | 3 569,13        | ...           |
| Pengeluaran Konsumsi LNPRT<br><i>NPISH Consumption Expenditure</i>                  | 102,84          | 114,84          | 130,15          | 145,00          | ...           |
| Pengeluaran Konsumsi Pemerintah<br><i>Government Consumption Expenditure</i>        | 629,22          | 695,86          | 762,59          | 829,64          | ...           |
| Pembentukan Modal Tetap Bruto<br><i>Gross Fixed Capital Formation</i>               | 739,83          | 824,08          | 915,91          | 1 010,62        | ...           |
| Perubahan Inventori<br><i>Changes in Inventories</i>                                | 8,90            | 9,17            | 10,37           | 11,11           | ...           |
| Ekspor Barang dan Jasa/ <i>Exports of Goods and Services</i>                        | -1 352,16       | -1 475,30       | -1 609,33       | -1 740,64       | ...           |
| Dikurangi: Impor Barang dan Jasa<br><i>Less: Import of Goods and Services</i>       | ...             | ...             | ...             | ...             | ...           |
| Diskrepansi Statistik <sup>1</sup><br><i>Statistical Discrepancies <sup>1</sup></i> | ...             | ...             | ...             | ...             | ...           |
| <b>Produk Domestik Regional Bruto/Gross Regional Domestic Product</b>               | <b>2 966,28</b> | <b>3 233,56</b> | <b>3 519,07</b> | <b>3 824,85</b> |               |

Catatan/Note: \* Angka Sementara / Preliminary Figures

\*\* Angka Sementara / Very Preliminary Figures

Sumber/Source: BPS, berbagai sensus, survei dan sumber lain/BPS-Statistics Indonesia, various census, survey, and other sources

**Tabel**  
**Table** 12.6

**Produk Domestik Regional Bruto Atas Dasar Harga Konstan 2010 Menurut Jenis Pengeluaran di Kabupaten Nias (miliar rupiah), 2016–2020**  
**Gross Regional Domestic Product at 2010 Constant Market Prices by Type of Expenditure in Nias Regency (billion rupiahs), 2016–2020**

| <b>Jenis Pengeluaran</b><br><b>Type of Expenditure</b>                              | <b>2016</b>     | <b>2017</b>     | <b>2018*</b>    | <b>2019**</b>   | <b>2020</b> |
|---|-----------------|-----------------|-----------------|-----------------|-------------|
| (1)   | (2)             | (3)             | (4)             | (5)             | (6)         |
| Pengeluaran Konsumsi Rumah Tangga<br><i>Household Consumption Expenditure</i>       | 1 967,41        | 2 070,49        | 2 176,23        | 2 285,51        | ..          |
| Pengeluaran Konsumsi LNPRT<br><i>NPISH Consumption Expenditure</i>                  | 88,56           | 94,11           | 101,30          | 107,60          | ...         |
| Pengeluaran Konsumsi Pemerintah<br><i>Government Consumption Expenditure</i>        | 501,72          | 529,32          | 558,99          | 587,57          | ...         |
| Pembentukan Modal Tetap Bruto<br><i>Gross Fixed Capital Formation</i>               | 582,34          | 617,46          | 654,39          | 692,32          | ...         |
| Perubahan Inventori<br><i>Changes in Inventories</i>                                | 6,36            | 6,35            | 6,86            | 7,18            | ...         |
| Ekspor Barang dan Jasa/ <i>Exports of Goods and Services</i>                        | (932,24)        | (992,72)        | (1 057,60)      | (1 117,14)      | ...         |
| Dikurangi: Impor Barang dan Jasa<br><i>Less: Import of Goods and Services</i>       | ...             | ...             | ...             | ...             | ...         |
| Diskrepansi Statistik <sup>1</sup><br><i>Statistical Discrepancies <sup>1</sup></i> | ...             | ...             | ...             | ...             | ...         |
| <b>Produk Domestik Regional Bruto/Gross Regional Domestic Product</b>               | <b>2 214,15</b> | <b>2 325,01</b> | <b>2 440,16</b> | <b>2 563,03</b> |             |

Catatan/Note: \* Angka Sementara / Preliminary Figures

\*\* Angka Sementara / Very Preliminary Figures

Sumber/Source: BPS, berbagai sensus, survei dan sumber lain/BPS-Statistics Indonesia, various census, survey, and other sources





**PERBANDIGAN ANTAR  
KABUPATEN/KOTA  
REGENCY/MUNICIPAL  
COMPARISON**

**BAB**  
*Chapter*

**13**

<https://niaskab.bps.go.id>





**ULASAN**

Penduduk Sumatera Utara pada tahun 2020, menurut hasil Sensus Penduduk 2020, berjumlah 14,79 juta jiwa sementara penduduk Nias sejumlah 146,67 ribu jiwa. Jumlah penduduk Nias merupakan terkecil ke enam di Sumatera Utara setelah Samosir yang jumlahnya 136,44 ribu jiwa.

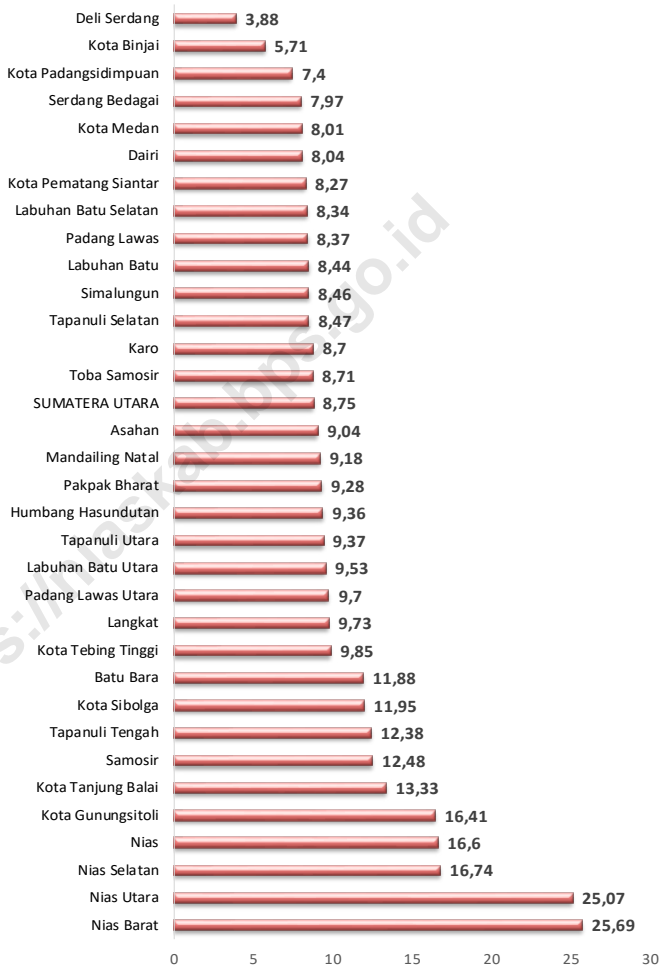
Berdasarkan penghitungan Indeks Pembangunan Manusia (IPM) tahun 2020, IPM tertinggi adalah Kota Medan sebesar 80,98, diikuti pada posisi kedua Kota Pematangsiantar sebesar 78,75 dan Kota Binjai di posisi ketiga sebesar 75,89. Sementara IPM Kabupaten Nias sebesar 61,93 dan berada pada posisi terakhir dari 33 kabupaten/kota di Sumatera Utara.

**DESCRIPTION**

*Sumatera Utara population in 2020, based on Population Census in 2020 are 14.79 million people and Nias population is 146,67 thousand people. Nias Barat was the sixth smallest population in Sumatera Utara, after Samosir which respectively had 136,44 thousand people.*

*Based on the calculation of the Human Development Index (HDI) in 2020, the highest HDI is Medan City at 80.98, followed in second place by 78.57 Pematangsiantar and Binjai City was third at 75.89. While HDI Nias Regency at 61.93 which is the the last position of 33 districts / cities in North Sumatra.*

**Gambar** 13.1 **Persentase Penduduk Miskin Menurut Kabupaten/Kota , 2020**  
**Figures** **Percentage of Poor Population by Regency/Municipality, 2020**



Sumber/Source: BPS/BPS-Statistics Indonesia

**Tabel**  
**Table** 13.1

**Jumlah Penduduk Menurut Kabupaten/Kota di Provinsi Sumatera Utara, 2016–2020**  
**Population by Regency/Municipality in Sumatera Utara Province, 2016–2020**

| Kabupaten/Kota<br>Regency/Municipality | 2016              | 2017              | 2018              | 2019              | 2020              |
|--|-------------------|-------------------|-------------------|-------------------|-------------------|
| (1)                                    | (2)               | (3)               | (4)               | (5)               | (6)               |
| <b>01 Nias</b>                         | <b>141 403</b>    | <b>142 110</b>    | <b>142 840</b>    | <b>143 319</b>    | <b>146 672</b>    |
| 02 Mandailing Natal                    | 435 303           | 439 505           | 443 490           | 447 287           | 472 886           |
| 03 Tapanuli Selatan                    | 276 889           | 278 587           | 280 283           | 281 931           | 300 911           |
| 04 Tapanuli Tengah                     | 356 918           | 363 705           | 370 171           | 376 667           | 365 177           |
| 05 Tapanuli Utara                      | 295 613           | 297 806           | 299 881           | 301 789           | 312 758           |
| 06 Toba Samosir                        | 180 694           | 181 790           | 182 673           | 183 712           | 206 199           |
| 07 Labuhanbatu                         | 470 511           | 478 593           | 486 480           | 494 178           | 493 899           |
| 08 Asahan                              | 712 684           | 718 718           | 724 379           | 729 795           | 769 960           |
| 09 Simalungun                          | 854 489           | 859 228           | 863 693           | 867 922           | 990 246           |
| 10 Dairi                               | 280 610           | 281 876           | 283 203           | 284 304           | 308 764           |
| 11 Karo                                | 396 598           | 403 207           | 409 675           | 415 878           | 404 998           |
| 12 Deli Serdang                        | 2 072 521         | 2 114 627         | 2 155 625         | 2 195 709         | 1 931 441         |
| 13 Langkat                             | 1 021 208         | 1 028 309         | 1 035 411         | 1 041 775         | 1 030 202         |
| 14 Nias Selatan                        | 311 319           | 314 395           | 317 207           | 319 902           | 360 531           |
| 15 Humbang Hasundutan                  | 184 915           | 186 694           | 188 480           | 190 186           | 197 751           |
| 16 Pakpak Bharat                       | 46 392            | 47 183            | 48 119            | 48 935            | 52 351            |
| 17 Samosir                             | 124 496           | 125 099           | 125 816           | 126 188           | 136 441           |
| 18 Serdang Bedagai                     | 610 906           | 612 924           | 614 618           | 616 396           | 657 490           |
| 19 Batu Bara                           | 404 988           | 409 091           | 412 992           | 416 493           | 410 678           |
| 20 Padang Lawas Utara                  | 257 807           | 262 895           | 267 771           | 272 713           | 260 720           |
| 21 Padang Lawas                        | 263 784           | 269 799           | 275 515           | 281 239           | 261 011           |
| 22 Labuhanbatu Selatan                 | 320 381           | 326 825           | 332 922           | 338 982           | 314 094           |
| 23 Labuhanbatu Utara                   | 354 485           | 357 691           | 360 926           | 363 816           | 381 994           |
| 24 Nias Utara                          | 135 013           | 136 090           | 137 002           | 137 967           | 147 274           |
| 25 Nias Barat                          | 80 785            | 81 279            | 81 663            | 82 154            | <b>89 994</b>     |
| 71 Sibolga                             | 86 789            | 87 090            | 87 317            | 87 626            | 89 584            |
| 72 Tanjungbalai                        | 169 084           | 171 187           | 173 302           | 175 223           | 176 027           |
| 73 Pematangsiantar                     | 249 505           | 251 513           | 253 500           | 255 317           | 268 254           |
| 74 Tebing Tinggi                       | 158 902           | 160 686           | 162 581           | 164 402           | 172 838           |
| 75 Medan                               | 2 229 408         | 2 247 425         | 2 264 145         | 2 279 894         | 2 435 252         |
| 76 Binjai                              | 267 901           | 270 926           | 273 892           | 276 597           | 291 842           |
| 77 Padangsidimpuan                     | 212 917           | 216 013           | 218 892           | 221 827           | 225 105           |
| 78 Gunungsitoli                        | 137 693           | 139 281           | 140 927           | 142 426           | 136 017           |
| <b>Sumatera Utara</b>                  | <b>14 102 911</b> | <b>14 262 147</b> | <b>14 415 391</b> | <b>14 562 549</b> | <b>14 799 361</b> |

Sumber/ Source : BPS Provinsi Sumatera Utara/ BPS-Statistics of Sumatera Utara Province

Keterangan/Note : \*) Angka Sementara/Preliminary Figures \*\*) Angka Sangat Sementara/Very Preliminary Figures

**Tabel** 13.2 **Laju Pertumbuhan Produk Domestik Regional Bruto Atas Dasar Harga Konstan 2010 Menurut Kabupaten/Kota di Provinsi Sumatera Utara (persen), 2017-2020**  
**Rate of Growth of Gross Regional Domestic Products at Constant 2010 Prices by Regency/Municipality in Sumatera Utara Province (percent), 2017-2020**

| Kabupaten/Kota<br>Regency/Municipality | 2017        | 2018        | 2019        | 2020         |
|--|-------------|-------------|-------------|--------------|
| (1)                                    | (2)         | (3)         | (4)         | (5)          |
| <b>01 Nias</b>                         | <b>5,01</b> | <b>4,95</b> | <b>5,04</b> | <b>1,80</b>  |
| 02 Mandailing Natal                    | 6,09        | 5,79        | 5,30        | -0,94        |
| 03 Tapanuli Selatan                    | 5,21        | 5,19        | 5,23        | 0,39         |
| 04 Tapanuli Tengah                     | 5,24        | 5,20        | 5,18        | -0,76        |
| 05 Tapanuli Utara                      | 4,15        | 4,35        | 4,62        | 1,50         |
| 06 Toba Samosir                        | 4,90        | 4,96        | 4,88        | -0,27        |
| 07 Labuhanbatu                         | 5,00        | 5,06        | 5,07        | 0,09         |
| 08 Asahan                              | 5,48        | 5,61        | 5,64        | 0,21         |
| 09 Simalungun                          | 5,13        | 5,18        | 5,20        | 1,01         |
| 10 Dairi                               | 4,93        | 5,01        | 4,82        | -0,94        |
| 11 Karo                                | 5,21        | 4,55        | 4,60        | -0,80        |
| 12 Deli Serdang                        | 5,10        | 5,15        | 5,18        | -1,78        |
| 13 Langkat                             | 5,05        | 5,02        | 5,07        | -0,86        |
| 14 Nias Selatan                        | 4,56        | 5,02        | 5,03        | 0,61         |
| 15 Humbang Hasundutan                  | 5,02        | 5,04        | 4,94        | -0,13        |
| 16 Pakpak Bharat                       | 5,94        | 5,85        | 5,87        | -0,18        |
| 17 Samosir                             | 5,35        | 5,58        | 5,70        | -0,59        |
| 18 Serdang Bedagai                     | 5,16        | 5,17        | 5,28        | -0,44        |
| 19 Batu Bara                           | 4,11        | 4,38        | 4,35        | -0,31        |
| 20 Padang Lawas Utara                  | 5,54        | 5,58        | 5,61        | 1,14         |
| 21 Padang Lawas                        | 5,71        | 5,96        | 5,64        | 1,18         |
| 22 Labuhanbatu Selatan                 | 5,09        | 5,27        | 5,35        | 0,80         |
| 23 Labuhanbatu Utara                   | 5,11        | 5,20        | 5,15        | 0,27         |
| 24 Nias Utara                          | 4,43        | 4,42        | 4,65        | 1,58         |
| 25 Nias Barat                          | 4,81        | 4,77        | 4,82        | 1,66         |
| 71 Sibolga                             | 5,27        | 5,25        | 5,20        | -1,36        |
| 72 Tanjungbalai                        | 5,51        | 5,77        | 5,79        | -0,47        |
| 73 Pematangsiantar                     | 4,41        | 4,80        | 4,82        | -1,89        |
| 74 Tebing Tinggi                       | 5,14        | 5,17        | 5,15        | -0,70        |
| 75 Medan                               | 5,81        | 5,92        | 5,93        | -1,98        |
| 76 Binjai                              | 5,39        | 5,46        | 5,51        | -1,83        |
| 77 Padangsidimpuan                     | 5,32        | 5,45        | 5,51        | -0,73        |
| 78 Gunungsitoli                        | 6,01        | 6,03        | 6,05        | 0,38         |
| <b>Sumatera Utara</b>                  | <b>5,12</b> | <b>5,18</b> | <b>5,22</b> | <b>-1,07</b> |

Sumber/ Source : BPS Provinsi Sumatera Utara/ BPS-Statistics of Sumatera Utara Province

Keterangan/Note : \*) Angka Sementara/Preliminary Figures

\*\*) Angka Sangat Sementara/Very Preliminary Figures

**Tabel**  
**Table** 13.3**Jumlah Penduduk Miskin Menurut Kabupaten/Kota di Provinsi Sumatera Utara(ribu), 2016–2020**  
**Number of Poor Population by Regency/Municipality in Sumatera Utara Province (thousand), 2016–2020**

| Kabupaten/Kota<br>Regency/Municipality | 2016          | 2017            | 2018            | 2019            | 2020            |
|--|---------------|-----------------|-----------------|-----------------|-----------------|
| (1)                                    | (2)           | (3)             | (4)             | (5)             | (6)             |
| <b>01 Nias</b>                         | <b>5,03</b>   | <b>24,88</b>    | <b>22,61</b>    | <b>22,10</b>    | <b>23,12</b>    |
| 02 Mandailing Natal                    | 6,18          | 48,3            | 42,39           | 40,64           | 41,31           |
| 03 Tapanuli Selatan                    | 5,12          | 29,48           | 25,63           | 24,22           | 23,96           |
| 04 Tapanuli Tengah                     | 5,12          | 53,05           | 48,53           | 46,99           | 47,19           |
| 05 Tapanuli Utara                      | 4,12          | 33,75           | 29,20           | 28,57           | 28,41           |
| 06 Toba Samosir                        | 4,76          | 18,49           | 15,82           | 15,78           | 16,05           |
| 07 Labuhanbatu                         | 5,06          | 42,35           | 41,70           | 41,52           | 42,17           |
| 08 Asahan                              | 5,62          | 83,67           | 74,14           | 70,53           | 66,32           |
| 09 Simalungun                          | 5,40          | 91,35           | 80,30           | 76,33           | 73,64           |
| 10 Dairi                               | 5,07          | 24,98           | 23,19           | 21,86           | 22,93           |
| 11 Karo                                | 5,17          | 40,02           | 35,36           | 34,08           | 36,57           |
| 12 Deli Serdang                        | 5,32          | 97,09           | 88,52           | 84,94           | 86,26           |
| 13 Langkat                             | 4,98          | 114,41          | 105,46          | 103,08          | 101,87          |
| 14 Nias Selatan                        | 4,41          | 57,95           | 52,70           | 52,51           | 53,88           |
| 15 Humbang Hasundutan                  | 5,00          | 18,35           | 16,93           | 16,60           | 17,92           |
| 16 Pakpak Bharat                       | 5,97          | 4,95            | 4,66            | 4,52            | 4,59            |
| 17 Samosir                             | 5,27          | 18,43           | 16,81           | 15,79           | 15,80           |
| 18 Serdang Bedagai                     | 5,14          | 56,93           | 50,49           | 48,69           | 49,18           |
| 19 Batu Bara                           | 4,44          | 50,91           | 51,78           | 50,46           | 49,78           |
| 20 Padang Lawas Utara                  | 5,96          | 27,98           | 26,82           | 26,06           | 26,79           |
| 21 Padang Lawas                        | 6,06          | 24,42           | 23,05           | 23,17           | 23,87           |
| 22 Labuhanbatu Selatan                 | 5,19          | 37,82           | 33,14           | 30,17           | 28,63           |
| 23 Labuhanbatu Utara                   | 5,21          | 40,24           | 36,45           | 34,76           | 34,86           |
| 24 Nias Utara                          | 4,59          | 39,47           | 36,33           | 34,42           | 34,75           |
| 25 Nias Barat                          | 4,83          | 23,33           | 23,00           | 22,08           | 22,33           |
| 71 Sibolga                             | 5,15          | 11,91           | 10,81           | 10,82           | 10,49           |
| 72 Tanjungbalai                        | 5,76          | 24,69           | 25,30           | 24,54           | 23,54           |
| 73 Pematangsiantar                     | 4,86          | 25,35           | 22,01           | 21,99           | 21,23           |
| 74 Tebing Tinggi                       | 5,11          | 19,06           | 16,64           | 16,30           | 16,32           |
| 75 Medan                               | 6,27          | 204,22          | 186,45          | 183,79          | 183,54          |
| 76 Binjai                              | 5,54          | 18,23           | 16,07           | 15,61           | 15,91           |
| 77 Padangsidimpuan                     | 5,29          | 17,76           | 16,79           | 16,06           | 16,56           |
| 78 Gunungsitoli                        | 6,03          | 30,08           | 25,91           | 23,06           | 23,54           |
| <b>Sumatera Utara</b>                  | <b>173,03</b> | <b>1 453,87</b> | <b>1 324,98</b> | <b>1 282,04</b> | <b>1 283,29</b> |

Sumber/ Source : BPS Provinsi Sumatera Utara/ BPS-Statistics of Sumatera Utara Province

Keterangan/Note : \*) Angka Sementara/Preliminary Figures

\*\*) Angka Sangat Sementara/Very Preliminary Figures

**Tabel**  
**Table** 13.4

**Indeks Pembangunan Manusia Menurut Kabupaten/Kota di  
Provinsi Sumatera Utara, 2016–2020**  
*Human Development Index by Regency/Municipality in Sumatera  
Utara Province, 2016–2020*

| Kabupaten/Kota<br>Regency/Municipality | 2016         | 2017         | 2018         | 2019         | 2020         |
|--|--------------|--------------|--------------|--------------|--------------|
| (1)                                    | (2)          | (3)          | (4)          | (5)          | (6)          |
| <b>01 Nias</b>                         | <b>59,75</b> | <b>60,21</b> | <b>60,82</b> | <b>61,65</b> | <b>61,93</b> |
| 02 Mandailing Natal                    | 64,55        | 65,13        | 65,83        | 66,52        | 66,79        |
| 03 Tapanuli Selatan                    | 68,04        | 68,69        | 69,10        | 69,75        | 70,12        |
| 04 Tapanuli Tengah                     | 67,27        | 67,96        | 68,27        | 68,86        | 69,23        |
| 05 Tapanuli Utara                      | 71,96        | 72,38        | 72,91        | 73,33        | 73,47        |
| 06 Toba Samosir                        | 73,61        | 73,87        | 74,48        | 74,92        | 75,16        |
| 07 Labuhanbatu                         | 70,50        | 71,00        | 71,39        | 71,94        | 72,01        |
| 08 Asahan                              | 68,71        | 69,10        | 69,49        | 69,92        | 70,29        |
| 09 Simalungun                          | 71,48        | 71,83        | 72,49        | 72,98        | 73,25        |
| 10 Dairi                               | 69,61        | 70,36        | 70,89        | 71,42        | 71,57        |
| 11 Karo                                | 73,29        | 73,53        | 73,91        | 74,25        | 74,43        |
| 12 Deli Serdang                        | 73,51        | 73,94        | 74,92        | 75,43        | 75,44        |
| 13 Langkat                             | 69,13        | 69,82        | 70,27        | 70,76        | 71,00        |
| 14 Nias Selatan                        | 59,14        | 59,85        | 60,75        | 61,59        | 61,89        |
| 15 Humbang Hasundutan                  | 66,56        | 67,30        | 67,96        | 68,83        | 68,87        |
| 16 Pakpak Bharat                       | 65,81        | 66,25        | 66,63        | 67,47        | 67,59        |
| 17 Samosir                             | 68,82        | 69,43        | 69,99        | 70,55        | 70,63        |
| 18 Serdang Bedagai                     | 68,77        | 69,16        | 69,69        | 70,21        | 70,24        |
| 19 Batu Bara                           | 66,69        | 67,20        | 67,67        | 68,35        | 68,36        |
| 20 Padang Lawas Utara                  | 68,05        | 68,34        | 68,77        | 69,29        | 69,85        |
| 21 Padang Lawas                        | 66,23        | 66,82        | 67,59        | 68,16        | 68,25        |
| 22 Labuhanbatu Selatan                 | 70,28        | 70,48        | 70,98        | 71,39        | 71,40        |
| 23 Labuhanbatu Utara                   | 70,26        | 70,79        | 71,08        | 71,43        | 71,61        |
| 24 Nias Utara                          | 60,23        | 60,57        | 61,08        | 61,98        | 62,36        |
| 25 Nias Barat                          | 59,03        | 59,56        | 60,42        | 61,14        | 61,51        |
| 71 Sibolga                             | 72,00        | 72,28        | 72,65        | 73,41        | 73,63        |
| 72 Tanjungbalai                        | 67,09        | 67,41        | 68,00        | 68,51        | 68,65        |
| 73 Pematangsiantar                     | 76,90        | 77,54        | 77,88        | 78,57        | 78,75        |
| 74 Tebing Tinggi                       | 73,58        | 73,90        | 74,50        | 75,08        | 75,17        |
| 75 Medan                               | 79,34        | 79,98        | 80,65        | 80,97        | 80,98        |
| 76 Binjai                              | 74,11        | 74,65        | 75,21        | 75,89        | 75,89        |
| 77 Padangsidimpuan                     | 73,42        | 73,81        | 74,38        | 75,06        | 75,22        |
| 78 Gunungsitoli                        | 66,85        | 67,68        | 68,33        | 69,30        | 69,31        |
| <b>Sumatera Utara</b>                  | <b>70,00</b> | <b>70,57</b> | <b>71,18</b> | <b>71,74</b> | <b>71,77</b> |

Sumber/ Source : BPS Provinsi Sumatera Utara/ BPS-Statistics of Sumatera Utara Province

Keterangan/Note : \* ) Angka Sementara/Preliminary Figures

\*\*\*) Angka Sangat Sementara/Very Preliminary Figures

# DATA

## MENCERDASKAN BANGSA

— *Enlighten The Nation* —



**BADAN PUSAT STATISTIK  
KABUPATEN NIAS**  
*BPS-Statistics of Nias Regency*  
Jl. Ampera No. 3 Kec. Gunungsitoli  
Gunungsitoli-Nias, 22814  
Telp/Fax: (0639) 21646  
Homepage: <http://niaskab.bps.go.id> Email: [bps1201@bps.go.id](mailto:bps1201@bps.go.id)

