



KABUPATEN
ACEH TENGGARA
DALAM ANGKA 2021

ACEH TENGGARA IN FIGURE 2021



**KABUPATEN
ACEH TENGGARA
DALAM ANGKA 2021**

ACEH TENGGARA IN FIGURE 2021



ACEH TENGGARA DALAM ANGKA
Aceh Tenggara in Figures
2021

ISSN: 0215-3440

No. Publikasi/Publication Number: 11040.2024

Katalog /Catalog: 1102001.1104

Ukuran Buku/Book Size: 14,8 cm x 21 cm

Jumlah Halaman/Number of Pages : xl + 400 hal/pages

Naskah/Manuscript:

BPS Kabupaten Aceh Tenggara

BPS-Statistics of Aceh Tenggara Regency

Penyunting/Editor:

BPS Kabupaten Aceh Tenggara

BPS-Statistics of Aceh Tenggara

Desain Kover/Cover Design:

Seksi Integrasi Pengolahan dan Diseminasi Statistik

Section of Integration Processing and Statistics Dissemination

Ilustrasi Kover/Cover Illustration:

Menara Masjid Agung At-Taqwa Kutacane

At-Taqwa Kutacane Grand Mosque Minaret

Diterbitkan oleh/Published by:

©BPS Kabupaten Aceh Tenggra/*BPS-Statistics of Aceh Tenggara Regency*

Dilarang mengumumkan, mendistribusikan, mengomunikasikan, dan/atau menggandakan sebagian atau seluruh isi buku ini untuk tujuan komersil tanpa izin tertulis dari Badan Pusat Statistik.

Prohibited to announce, distribute, communicate, and/or copy part or all of this book for commercial purpose without permission from BPS-Statistics Indonesia.

TIM PENYUSUN/DRAFTING TEAM

Penanggungjawab Umum/General in Charge:

Fakhriadi, SP, M.S.M

Penyunting/Editor:

Budi Kurniawan, S.Si

Tri wahyudi, S.Stat

Penulis/Writer:

Budi Kurniawan, S.Si

Tri wahyudi, S.Stat

Infografis/Infographic:

Tri wahyudi, S.Stat

<https://acehtenggarakampus.com>

KEPALA BPS KABUPATEN ACEH TENGGARA
CHIEF STATISTICIAN OF ACEH TENGGARA REGENCY



FAKHRIADI, SP, M.S.M



KATA PENGANTAR

Assalamu'alaikum Warahmatullahi Wabarakatuh.

Kabupaten Aceh Tenggara Dalam Angka 2021 merupakan publikasi tahunan yang diterbitkan oleh BPS Kabupaten Aceh Tenggara. Publikasi ini diharapkan dapat membantu memberikan informasi secara garis besar dan menyeluruh mengenai kondisi Kabupaten Aceh Tenggara.

Tersusunnya publikasi ini tidak lepas dari kontribusi segenap pemerintah daerah beserta perangkat daerah dalam memberikan data yang dibutuhkan. Untuk itu, kami mengucapkan penghargaan dan terima kasih atas kontribusi, partisipasi, serta kerja sama yang baik.

Kami menyadari bahwa penyusunan publikasi ini tidak luput dari kesalahan dan kekurangan. Untuk itu kami mengharapkan saran untuk perbaikan di masa yang akan datang.

Kutacane, Februari 2021
Kepala BPS
Kabupaten Aceh Tenggara

FAKHRIADI, SP, M.S.M



PREFACE

Assalamu'alaikum Warahmatullahi Wabarakatuh.

Aceh Tenggara Regency in Figures 2021 is an annual publication written by BPS-Statistics of Aceh Tenggara Regency. This publication is created to help giving information about the condition of Aceh Tenggara Regency comprehensively.

This publication can be written because of the contribution of local government and many party. For that reason, we would like to appreciate and say thanks for the contribution, participation, and good cooperation.

Comments and constructive suggestions for the improvement of this publication are always welcome.

*Kutacane, February 2021
Chief Statistician of
Aceh Tenggara Regency*

FAKHRIADI, SP, M.S.M

DAFTAR ISI / CONTENTS

| | Halaman <i>Page</i> |
|--|------------------------|
| Kata Pengantar/ <i>Preface</i> | ix |
| Daftar Isi/ <i>Contents</i> | xi |
| Daftar Tabel/ <i>List of Tables</i> | xiii |
| Daftar Gambar/ <i>List of Figures</i> | xxxv |
| Daftar Singkatan/ <i>List of Abbreviations</i> | xl |
| Statistik Kunci/ <i>Key Statistics</i> | xli |
| 1. Geografi dan Iklim/ <i>Geography and Climate</i> | 1 |
| 2. Pemerintahan/ <i>Government</i> | 15 |
| 3. Penduduk dan Ketenagakerjaan/ <i>Population and Employment</i> | 67 |
| 4. Sosial dan Kesejahteraan Rakyat/ <i>Social and Welfare</i> | 93 |
| 5. Pertanian, Kehutanan, Peternakan, dan Perikanan/ <i>Agriculture, Forestry, Livestock, and Fishery</i> | 205 |
| 6. Industri, Pertambangan, dan Energi/ <i>Industry, Mining, and Energy</i> | 289 |
| 7. Pariwisata/ <i>Tourism</i> | 301 |
| 8. Transportasi dan Komunikasi/ <i>Transportation and Communication</i> | 311 |
| 9. Perbankan, Koperasi, dan Harga-harga/ <i>Banking, Cooperative, dan Prices</i> | 335 |
| 10. Pengeluaran Penduduk/ <i>Population Expenditure</i> | 347 |
| 11. Perdagangan/ <i>Trade</i> | 355 |
| 12. Sistem Neraca Regional/ <i>System of Regional Accounts</i> | 367 |
| 13. Perbandingan Antar Kabupaten/Kota/ <i>Regency/Municipal Comparison</i> | 389 |

DAFTAR TABEL/LIST OF TABLES

Halaman
Page

1.1 KEADAAN GEOGRAFI

GEOGRAPHY CONDITION

- 1.1.1 Luas Daerah dan Jumlah Pulau Menurut Kecamatan di Kabupaten Aceh Tenggara, 2020
Total Area and Number of Islands by Subdistrict in Aceh Tenggara Regency, 2020 10
- 1.1.2 Tinggi Wilayah dan Jarak ke Ibukota Kabupaten Menurut Kecamatan di Kabupaten Aceh Tenggara, 2020
Altitude and Distance to the Capital of Regency by Subdistrict in Aceh Tenggara Regency, 2020..... 12
- 1.1.3 Nama-Nama Sungai yang Melintas dan Nama Gunung di Kabupaten Aceh Tenggara, 2020
Name of Rivers and Mountains in Aceh Tenggara Regency, 2020..... 13

2.1 WILAYAH ADMINISTRATIF

ADMINISTRATIVE AREA

- 2.1.1 Jumlah Desa Menurut Kecamatan di Kabupaten Aceh Tenggara, 2016–2020
Number of Villages by Subdistrict in Aceh Tenggara Regency, 2016–2020..... 22
- 2.1.2 Nama-Nama Bupati dan Pejabat Bupati Kabupaten Aceh Tenggara yang Telah Menjalankan Tugas Sejak Tahun 1975 - 2020
Names of District Heads and Officials of the Regent of Aceh Tenggara Regency who Have Been Carrying Out Tasks from 1975 to 2020 23
- 2.1.3 Nama Camat dan Jumlah Mukim Menurut Kecamatan di Kabupaten Aceh Tenggara, 2020
Name of Head of Subdistrict and Number of Mukim by District in Aceh Tenggara Regency, 2020 24
- 2.1.4 Nama-Nama Desa, Nama Kepala Desa dan Jumlah Dusun di Kecamatan Lawe Alas Kabupaten Aceh Tenggara, 2020
Name of Village, Village Leader, and Number of Sub Village in Lawe Alas Subdistrict of Aceh Tenggara Regency, 2020..... 25

| | | |
|--------|---|----|
| 2.1.5 | Nama-Nama Desa, Nama Kepala Desa dan Jumlah Dusun di Kecamatan Babul Rahmah Kabupaten Aceh Tenggara, 2020 <i>Name of Village, Village Leader, and Number of Sub Village in Babul Rahmah Subdistrict of Aceh Tenggara Regency, 2020</i> | 26 |
| 2.1.6 | Nama-Nama Desa, Nama Kepala Desa dan Jumlah Dusun di Kecamatan Tanoh Alas Kabupaten Aceh Tenggara, 2020 <i>Name of Village, Village Leader, and Number of Sub Village in Tanoh Alas Subdistrict of Aceh Tenggara Regency, 2020</i> | 27 |
| 2.1.7 | Nama-Nama Desa, Nama Kepala Desa dan Jumlah Dusun di Kecamatan Lawe Sigala-gala Kabupaten Aceh Tenggara, 2020 <i>Name of Village, Village Leader, and Number of Sub Village in Lawe Sigala-gala Subdistrict of Aceh Tenggara Regency, 2020</i> | 28 |
| 2.1.8 | Nama-Nama Desa, Nama Kepala Desa dan Jumlah Dusun di Kecamatan Babul Makmur Kabupaten Aceh Tenggara, 2020 <i>Name of Village, Village Leader, and Number of Sub Village in Babul Makmur Subdistrict of Aceh Tenggara Regency, 2020</i> | 30 |
| 2.1.9 | Nama-Nama Desa, Nama Kepala Desa dan Jumlah Dusun di Kecamatan Semadam Kabupaten Aceh Tenggara, 2020 <i>Name of Village, Village Leader, and Number of Sub Village in Semadam Subdistrict of Aceh Tenggara Regency, 2020</i> | 31 |
| 2.1.10 | Nama-Nama Desa, Nama Kepala Desa dan Jumlah Dusun di Kecamatan Leuser Kabupaten Aceh Tenggara, 2020 <i>Name of Village, Village Leader, and Number of Sub Village in Leuser Subdistrict of Aceh Tenggara Regency, 2020</i> | 32 |
| 2.1.11 | Nama-Nama Desa, Nama Kepala Desa dan Jumlah Dusun di Kecamatan Babel Kabupaten Aceh Tenggara, 2020 <i>Name of Village, Village Leader, and Number of Sub Village in Babel Subdistrict of Aceh Tenggara Regency, 2020</i> | 33 |
| 2.1.12 | Nama-Nama Desa, Nama Kepala Desa dan Jumlah Dusun di Kecamatan Bukit Tusam Kabupaten Aceh Tenggara, 2020 <i>Name of Village, Village Leader, and Number of Sub Village in Bukit Tusam Subdistrict of Aceh Tenggara Regency, 2020</i> | 35 |
| 2.1.13 | Nama-Nama Desa, Nama Kepala Desa dan Jumlah Dusun di Kecamatan Lawe Sumur Kabupaten Aceh Tenggara, 2020 <i>Name of Village, Village Leader, and Number of Sub Village in Lawe Sumur Subdistrict of Aceh Tenggara Regency, 2020</i> | 36 |

| | | |
|------------|--|----|
| 2.1.14 | Nama-Nama Desa, Nama Kepala Desa dan Jumlah Dusun di Kecamatan Babussalam Kabupaten Aceh Tenggara, 2020 <i>Name of Village, Village Leader, and Number of Sub Village in Babussalam Subdistrict of Aceh Tenggara Regency, 2020</i> | 37 |
| 2.1.15 | Nama-Nama Desa, Nama Kepala Desa dan Jumlah Dusun di Kecamatan Lawe Bulan Kabupaten Aceh Tenggara, 2020 <i>Name of Village, Village Leader, and Number of Sub Village in Lawe Bulan Subdistrict of Aceh Tenggara Regency, 2020</i> | 38 |
| 2.1.16 | Nama-Nama Desa, Nama Kepala Desa dan Jumlah Dusun di Kecamatan Badar Kabupaten Aceh Tenggara, 2020 <i>Name of Village, Village Leader, and Number of Sub Village in Badar Subdistrict of Aceh Tenggara Regency, 2020</i> | 39 |
| 2.1.17 | Nama-Nama Desa, Nama Kepala Desa dan Jumlah Dusun di Kecamatan Darul Hasanah Kabupaten Aceh Tenggara, 2020 <i>Name of Village, Village Leader, and Number of Sub Village in Darul Hasanah Subdistrict of Aceh Tenggara Regency, 2020</i> | 40 |
| 2.1.18 | Nama-Nama Desa, Nama Kepala Desa dan Jumlah Dusun di Kecamatan Ketambe Kabupaten Aceh Tenggara, 2020 <i>Name of Village, Village Leader, and Number of Sub Village in Ketambe Subdistrict of Aceh Tenggara Regency, 2020</i> | 41 |
| 2.1.19 | Nama-Nama Desa, Nama Kepala Desa dan Jumlah Dusun di Kecamatan Deleng Pokhkisen Kabupaten Aceh Tenggara, 2020 <i>Name of Village, Village Leader, and Number of Sub Village in Deleng Pokhkisen Subdistrict of Aceh Tenggara Regency, 2020</i> | 42 |
| 2.2 | DEWAN PERWAKILAN RAKYAT DAERAH REGIONAL HOUSE OF REPRESENTATIVE | |
| 2.2.1 | Jumlah Anggota Dewan Perwakilan Rakyat Kabupaten Menurut Partai Politik dan Jenis Kelamin di Kabupaten Aceh Tenggara, 2020 <i>Number of Regional House of Representatives's Members by Political Parties and Gender in Aceh Tenggara Regency 2020</i> | 43 |

| | | |
|------------|---|----|
| 2.2.2 | Nama-Nama Pimpinan DPR Kabupaten Aceh Tenggara Sejak Dibentuk/Diundangkan Sebagai Daerah Otonomi Mulai Tahun 1975 Sampai dengan Tahun 2020 <i>Heads of the Aceh Tenggara's House of Representative Since it was Established as an Autonomic Region in 1975 to 2020</i> | 44 |
| 2.2.3 | Nama-Nama Anggota Dewan Perwakilan Rakyat Kabupaten Aceh Tenggara Menurut Jabatan Tahun 2020 <i>Names of Members on the Aceh Tenggara's House of Representative by Position, 2020.....</i> | 45 |
| 2.2.4 | Jumlah Anggota DPR Kabupaten Aceh Tenggara Menurut Fraksi dan Jenis Kelamin, 2020 <i>Number of Members on the Aceh Tenggara's House of Representative by Fraction and Gender, 2020</i> | 47 |
| 2.2.5 | Nama-Nama Anggota DPR Kabupaten Aceh Tenggara Menurut Fraksi dan Jabatan, 2020 <i>Names of Members on the Aceh Tenggara's House of Representative by Fraction and their Position, 2020.....</i> | 48 |
| 2.2.6 | Nama-Nama Anggota DPR Kabupaten Aceh Tenggara Menurut Komisi dan Jabatan, 2020 <i>Names of Members on the Aceh Tenggara's House of Representative by Commission and their Position</i> | 50 |
| 2.3 | SUMBER DAYA MANUSIA HUMAN RESOURCES | |
| 2.3.1 | Jumlah Pegawai Negeri Sipil Menurut Jabatan dan Jenis Kelamin di Kabupaten Aceh Tenggara, Desember 2019 dan Desember 2020 <i>Number of Civil Servants by Occupation and Gender in Aceh Tenggara Regency, December 2019 dan December 2020.....</i> | 52 |
| 2.3.2 | Jumlah Pegawai Negeri Sipil Menurut Tingkat Pendidikan dan Jenis Kelamin di Kabupaten Aceh Tenggara, Desember 2019 dan Desember 2020 <i>Number of Civil Servants by Educational Level and Gender in Aceh Tenggara Regency, Desember 2019 dan Desember 2020.....</i> | 54 |

| | | |
|------------|--|----|
| 2.3.3 | Jumlah Pegawai Negeri Sipil Menurut Tingkat Kepangkatan dan Jenis Kelamin di Kabupaten Aceh Tenggara, Desember 2019 dan Desember 2020 <i>Number of Civil Servants by Hierarchy and Gender in Aceh Tenggara Regency, Desember 2019 dan Desember 2020</i> | 56 |
| 2.3.4 | Jumlah Pegawai Negeri Sipil Menurut Instansi dan Jenis Kelamin di Kabupaten Aceh Tenggara, 2020 <i>Number of Civil Servants by Institution and Gender in Aceh Tenggara Regency, 2020</i> | 58 |
| 2.4 | KEUANGAN PEMERINTAH GOVERNMENT FINANCE | |
| 2.4.1 | Realisasi Pendapatan Pemerintah Kabupaten Aceh Tenggara Menurut Jenis Pendapatan (rupiah), 2017–2020 <i>Actual Aceh Tenggara Regency Government Revenues by Kind of Revenues (rupiahs), 2017–2020</i> | 61 |
| 2.4.2 | Realisasi Belanja Pemerintah Kabupaten Aceh Tenggara Menurut Jenis Belanja (rupiah), 2017–2020 <i>Actual Aceh Tenggara Regency Government Expenditures by Kind of Expenditures (rupiahs), 2017–2020</i> | 63 |
| 2.4.3 | Realisasi Penerimaan Pajak Bumi dan Bangunan di Kabupaten Aceh Tenggara, 2020 <i>Realization of Land and Building Tax Revenue in Aceh Tenggara Regency, 2020</i> | 65 |
| 2.4.3 | Realisasi Penerimaan Retribusi Pasar di Kabupaten Aceh Tenggara, 2020 <i>Realization of Market Retribution Receipts in Aceh Tenggara Regency, 2020</i> | 66 |

3.1 PENDUDUK

POPULATION

| | | |
|------------|---|----|
| 3.1.1 | Penduduk, Laju Pertumbuhan Penduduk, Distribusi Persentase Penduduk, Kepadatan Penduduk, Rasio Jenis Kelamin Penduduk Menurut Kecamatan di Kabupaten Aceh Tenggara, 2020 <i>Population, Population Growth Rate, Percentage Distribution of Population, Population Density, and Population Gender Ratio by Subdistrict in Aceh Tenggara Regency, 2020</i> | 79 |
| 3.1.2 | Jumlah Penduduk Menurut Jenis Kelamin di Kabupaten Aceh Tenggara, 2020 <i>Population by Gender in Aceh Tenggara Regency, 2020</i> | 82 |
| 3.1.3 | Jumlah Penduduk Menurut Kelompok Umur dan Jenis Kelamin di Kabupaten Aceh Tenggara, 2020 <i>Population by Age Groups and Gender in Aceh Tenggara Regency, 2020</i> | 83 |
| 3.1.4 | Jumlah Penduduk Menurut Generasi Per Kecamatan di Kabupaten Aceh Tenggara, 2020 <i>Population by Generation per Subdistrict in Aceh Tenggara Regency, 2020</i> | 84 |
| 3.1.5 | Jumlah Kartu Tanda Penduduk (KTP), Kartu Keluarga (KK), dan Akte Kelahiran yang Diterbitkan Per Bulan di Kabupaten Aceh Tenggara, 2020 <i>Number of Identity Cards (KTP), Family Registry (KK), and Birth Certificates issued per month in Aceh Tenggara Regency, 2020</i> | 86 |
| 3.1.6 | Jumlah Penduduk Pindah Datang Menurut Kecamatan di Kabupaten Aceh Tenggara, 2020 <i>Number of Moving Population According to Subdistrict in Aceh Tenggara Regency, 2020</i> | 87 |
| 3.2 | KETENAGAKERJAAN | |
| | EMPLOYMENT | |
| 3.2.1 | Jumlah Penduduk Berumur 15 Tahun Keatas Menurut Jenis Kegiatan Selama Seminggu yang Lalu dan Jenis Kelamin di Kabupaten Aceh Tenggara, 2020 <i>Population Aged 15 Years and Over by Type of Activity During The Previous Week and Gender in Aceh Tenggara Regency, 2020</i> | 89 |

| | | |
|------------|--|-----|
| 3.2.2 | Penduduk Berumur 15 Tahun ke Atas Menurut Pendidikan Tertinggi yang Ditamatkan dan Jenis Kegiatan Selama Seminggu yang Lalu di Kabupaten Aceh Tenggara 2020 <i>Population 15 Years of Age and Over by Educational Attainment and Type of Activity During the Previous Week in Aceh Tenggara Regency, 2020</i> | 90 |
| 3.2.3 | Penduduk Berumur 15 Tahun Ke Atas yang Bekerja Selama Seminggu yang Lalu Menurut Status Pekerjaan Utama dan Jenis Kelamin di Kabupaten Aceh Tenggara, 2020 <i>Population 15 Years of Age and Over who Worked During The Previous Week by Main Employment Status and Gender in Aceh Tenggara Regency, 2020</i> | 92 |
| | | |
| 4.1 | PENDIDIKAN | |
| | EDUCATION | |
| 4.1.1 | Jumlah Sekolah, Guru, dan Murid Taman Kanak-Kanak (TK) di Bawah Kementerian Pendidikan dan Kebudayaan Menurut Kecamatan di Kabupaten Aceh Tenggara, 2019/2020 dan 2020/2021 <i>Number of Schools, Teachers, and Pupils in Kindergarten Under The Ministry of Education and Culture by Subdistrict in Aceh Tenggara Regency, 2019/2020 and 2020/2021</i> | 114 |
| 4.1.2 | Jumlah Sekolah, Guru, dan Murid Raudatul Athfal (RA) di Bawah Kementerian Agama Menurut Kecamatan di Kabupaten Aceh Tenggara, 2019/2020 dan 2020/2021 ¹ <i>Number of Schools, Teachers, and Pupils in Raudatul Athfal (RA) Under The Ministry of Religious Affairs by Subdistrict in Aceh Tenggara Regency, 2019/2020 and 2020/2021</i> ¹ | 117 |
| 4.1.3 | Jumlah Sekolah, Guru, dan Murid Sekolah Dasar (SD) di Bawah Kementerian Pendidikan dan Kebudayaan Menurut Kecamatan di Kabupaten Aceh Tenggara, 2019/2020 dan 2020/2021 <i>Number of Schools, Teachers, and Pupils in Primary Schools Under The Ministry of Education and Culture by Subdistrict in Aceh Tenggara Regency, 2019/2020 and 2020/2021</i> | 118 |

| | | |
|-------|--|-----|
| 4.1.4 | <p>Jumlah Sekolah, Guru, dan Murid Madrasah Ibtidaiyah (MI) di Bawah Kementerian Agama Menurut Kecamatan Menurut Kecamatan di Kabupaten Aceh Tenggara, 2019/2020 dan 2020/2021¹ <i>Number of Schools, Teachers, and Pupils in Madrasah Ibtidaiyah (MI) Under The Ministry of Religious Affairs by Subdistrict in Aceh Tenggara Regency, 2019/2020 and 2020/2021¹</i></p> | 121 |
| 4.1.5 | <p>Jumlah Sekolah, Guru, dan Murid Sekolah Menengah Pertama (SMP) di Bawah Kementerian Pendidikan dan Kebudayaan Menurut Kecamatan di Kabupaten Aceh Tenggara, 2019/2020 dan 2020/2021 <i>Number of Schools, Teachers, and Pupils in Lower Secondary Schools Under The Ministry of Education and Culture by Subdistrict in Aceh Tenggara Regency, 2019/2020 and 2020/2021</i></p> | 124 |
| 4.1.6 | <p>Jumlah Sekolah, Guru, dan Murid Madrasah Tsanawiyah (MTs) di Bawah Kementerian Agama Menurut Kecamatan di Kabupaten Aceh Tenggara, 2019/2020 dan 2020/2021¹ <i>Number of Schools, Teachers, and Pupils in Madrasah Tsanawiyah (MTs) Under The Ministry of Religious Affairs by Subdistrict in Aceh Tenggara Regency, 2019/2020 and 2020/2021¹</i></p> | 127 |
| 4.1.7 | <p>Jumlah Sekolah, Guru, dan Murid Sekolah Menengah Atas (SMA) di Bawah Kementerian Pendidikan dan Kebudayaan Menurut Kecamatan di Kabupaten Aceh Tenggara, 2019/2020 dan 2020/2021 <i>Number of Schools, Teachers, and Pupils in Upper Secondary Schools Under The Ministry of Education and Culture by Subdistrict in Aceh Tenggara Regency, 2019/2020 and 2020/2021</i></p> | 130 |
| 4.1.8 | <p>Jumlah Sekolah, Guru, dan Murid Sekolah Menengah Kejuruan (SMK) di Bawah Kementerian Pendidikan dan Kebudayaan Menurut Kecamatan di Kabupaten Aceh Tenggara, 2019/2020 dan 2020/2021 <i>Number of Schools, Teachers, and Pupils in Vocational High Schools Under The Ministry of Education and Culture by Subdistrict in Aceh Tenggara Regency, 2019/2020 and 2020/2021</i></p> | 133 |

| | | |
|--------|--|-----|
| 4.1.9 | Jumlah Sekolah, Guru, dan Murid Madrasah Aliyah (MA) di Bawah Kementerian Agama Menurut Kecamatan di Kabupaten Aceh Tenggara, 2019/2020 dan 2020/2021 ¹ <i>Number of Schools, Teachers, and Pupils in Madrasah Aliyah (MA) Under the Ministry of Religious Affairs by Subdistrict in Aceh Tenggara Regency, 2019/2020 and 2020/2021¹.....</i> | 136 |
| 4.1.10 | Jumlah Desa yang Memiliki Fasilitas Sekolah Menurut Kecamatan dan Tingkat Pendidikan di Kabupaten Aceh Tenggara, 2018–2020 <i>Number of Villages Having Educational Facilities by Subdistrict and Educational Level in Aceh Tenggara Regency, 2018–2020</i> | 139 |
| 4.1.11 | Angka Partisipasi Murni (APM) dan Angka Partisipasi Kasar (APK) Menurut Jenjang Pendidikan di Kabupaten Aceh Tenggara, 2019 dan 2020 <i>Net Participation Rates and Gross Participation Rates by Educational Level in Aceh Tenggara Regency, 2019 and 2020</i> | 144 |
| 4.1.12 | Persentase Penduduk Berumur 15 Tahun ke Atas yang Melek Huruf Menurut Kelompok Umur di Kabupaten Aceh Tenggara, 2018 - 2020 <i>Percentage of Literate People Aged 15 Years and Over by Age Group in Aceh Tenggara Regency, 2018 - 2020</i> | 145 |
| 4.1.13 | Persentase Penduduk Usia 7–24 Tahun Menurut Jenis Kelamin, Kelompok Umur Sekolah, dan Partisipasi Sekolah, 2019-2020 <i>Percentage of Population Aged 7–24 Years by Gender, School Age Group, and School Participation, 2019-2020</i> | 146 |
| 4.1.14 | Jumlah Mahasiswa Menurut Program Studi di Universitas Gunung Leuser (UGL) Kabupaten Aceh Tenggara, 2020 <i>Number of College Student Lecturer by Departement in Gunung Leuser University (UGL) of Aceh Tenggara Regency, 2020.....</i> | 148 |
| 4.1.15 | Jumlah Mahasiswa Menurut Jurusan di Sekolah Tinggi Ilmu Kesehatan (STIKes) Nurul Hasanah Kutacane, 2020 <i>Number of College Student Lecturer by Departement in Institute of Health Science Nurul Hasanah Kutacane, 2020</i> | 149 |
| 4.1.16 | Jumlah Mahasiswa Menurut Jurusan di Perguruan Tinggi Usman Safri Kutacane, 2020 <i>Number of College Student Lecturer by Departement in Usman Safri University Kutacane, 2020.....</i> | 150 |

| | | |
|------------|---|-----|
| 4.1.17 | Jumlah Mahasiswa Menurut Jurusan di Sekolah Tinggi Agama Islam Sepakat Segenep (STAISES) Kabupaten Aceh Tenggara, 2020 <i>Number of College Student Lecturer by Departement in STAISES Aceh Tenggara Regency, 2020.....</i> | 151 |
| 4.1.18 | Jumlah Pengunjung dan Peminjam di Perpustakaan Daerah Kutacane, 2020 <i>Number of Visitors and Borrower of Kutacane Public Library, 2020.....</i> | 152 |
| 4.2 | KESEHATAN | |
| | HEALTH | |
| 4.2.1 | Jumlah Desa Yang Memiliki Sarana Kesehatan Menurut Kecamatan di Kabupaten Aceh Tenggara, 2018–2020 <i>Number of Villages Having Health Facilities by Subdistrict in Aceh Tenggara Regency, 2018–2020</i> | 153 |
| 4.2.2 | Jumlah Tenaga Kesehatan Menurut Kecamatan di Kabupaten Aceh Tenggara, 2020 <i>Number of Health Human Resources by Subdistrict in Aceh Tenggara Regency, 2020</i> | 159 |
| 4.2.3 | Jumlah Rumah Sakit Umum, Rumah Sakit Khusus, Puskesmas, Klinik Pratama, dan Posyandu Menurut Kecamatan di Kabupaten Aceh Tenggara, 2019 dan 2020 <i>Number of General Hospital, Specialized Hospital, Public Health Center, Primary Clinic, and Integrated Health Post by Subdistrict in Aceh Tenggara Regency, 2019 and 2020.....</i> | 161 |
| 4.2.4 | Jumlah Klinik Keluarga Berencana (KKB) dan Pos Pelayanan Keluarga Berencana Desa (PPKBD) Menurut Kecamatan di Kabupaten Aceh Tenggara, 2020 <i>Number of Family Planning Clinics and Village Family Planning Service Unit by Sub-district in Aceh Tenggara Regency, 2020</i> | 164 |
| 4.2.5 | Jumlah Pasangan Usia Subur (PUS) dan Jumlah Peserta Program Keluarga Berencana Aktif Menurut Jenis Kontrasepsi yang Digunakan dan Kecamatan di Kabupaten Aceh Tenggara, 2020 <i>Number of Eligible Couples and Active Family Planning Program Participants by Types of Contraception and Sub-district in Aceh Tenggara Regency, 2020</i> | 165 |

| | | |
|------------|---|-----|
| 4.2.6 | Jumlah Perkiraan Permintaan Masyarakat (PPM) dan Jumlah Peserta Baru Program Keluarga Berencana Menurut Jenis Kontrasepsi yang Digunakan di Kabupaten Aceh Tenggara, 2020 <i>Number of Estimated Family Planning Program Membership Demand and New Family Planning Program Participants by Types of Contraception in Aceh Tenggara Regency, 2020</i> | 167 |
| 4.2.7 | Data Rawat Inap Menurut Cakupan Kegiatan di Rumah Sakit Umum Daerah H. Sahudin Kutacane, 2020 <i>Hospitalization Data at General Hospital H. Sahudin Kutacane, 2020</i> | 169 |
| 4.2.8 | Jumlah Kunjungan Rawat Jalan dan Rawat Inap Menurut Jenis Pelayanan di Rumah Sakit Umum Daerah H. Sahudin Kutacane, 2020 <i>Number of Outpatient and Inpatient by Type of Service at General Hospital H. Sahudin Kutacane, 2020</i> | 170 |
| 4.2.9 | Jumlah Peserta BPJS Kesehatan Menurut Kelas dan Kecamatan di Kabupaten Aceh Tenggara, 2020 <i>Number of BPJS Membership By Class and Subdistrict in Aceh Tenggara Regency, 2020</i> | 171 |
| 4.2.10 | Jumlah Peserta BPJS Kesehatan Menurut Jenis Kelamin dan Kecamatan di Kabupaten Aceh Tenggara, 2020 <i>Number of BPJS Membership By Gender and Subdistrict in Aceh Tenggara Regency, 2020</i> | 172 |
| 4.3 | AGAMA DAN SOSIAL LAINNYA RELIGION AND OTHER SOCIAL AFFAIRS | |
| 4.3.1 | Jumlah Penduduk Menurut Kecamatan dan Agama yang Dianut di Kabupaten Aceh Tenggara, 2020 <i>Population by Subdistrict and Religion in Aceh Tenggara Regency, 2020</i> | 173 |
| 4.3.2 | Jumlah Tempat Peribadatan Menurut Kecamatan di Kabupaten Aceh Tenggara, 2020 <i>Number of Places of Worship by Subdistrict in Aceh Tenggara Regency, 2020</i> | 174 |

| | | |
|--------|---|-----|
| 4.3.3 | Jumlah Desa ¹ yang Mengalami Bencana Alam ² Menurut Kecamatan di Kabupaten Aceh Tenggara, 2018–2020 <i>Number of Villages that Had Natural Disaster² by Subdistrict in Aceh Tenggara Regency, 2018–2020</i> | 175 |
| 4.3.4 | Jumlah Narapidana di Lembaga Perasyarakatan Kutacane Menurut Jenis Kelamin, 2020 <i>Number of Inmates of Kutacane Penitentiary by Gender , 2020</i> | 178 |
| 4.3.5 | Jumlah Narapidana di Lembaga Perasyarakatan Kutacane Menurut Jenis Kejahatan/Pelanggaran, 2020 <i>Number of Inmates of Kutacane Penitentiary by Type of Crime/ Violation , 2020</i> | 181 |
| 4.3.6 | Jumlah Perkara Perdata di Pengadilan Negeri Kutacane, 2020 <i>Number of Civil Cases in Kutacane State Court, 2020</i> | 183 |
| 4.3.7 | Jumlah Perkara Pidana (Biasa, Singkat dan Korupsi/ HAM) di Pengadilan Negeri Kutacane, 2020 <i>Number of Criminal Cases (Normal, Short and Corruption/HAM) in Kutacane State Court, 2020</i> | 184 |
| 4.3.8 | Jumlah Perkara Pidana (Illegal Logging dan Narkotika) di Pengadilan Negeri Kutacane, 2020 <i>Number of Criminal Cases (Illegal Logging and Narcotics) in Kutacane State Court, 2020</i> | 185 |
| 4.3.9 | Jumlah Perkara yang Ditangani Pengadilan Negeri Kutacane, 2020 <i>Number of Casses Handled in Kutacane State Court, 2020</i> | 186 |
| 4.3.10 | Jumlah Pelayanan/Perusahaan Jasa di Pengadilan Negeri Kutacane, 2017–2020 <i>Number of Service/Firm in Kutacane State Court, 2017–2020</i> | 188 |
| 4.3.11 | Jumlah Kasus Perceraian yang diputus di Mahkamah Syariah Kutacane Menurut Sumber Permohonan di Kabupaten Aceh Tenggara, 2020 <i>Number of Divorce Cases Decided in Kutacane Islamic Court, 2020</i> | 189 |
| 4.3.12 | Jumlah Penyelesaian Perkara yang Ditangani Satuan Polisi Pamong Praja dan Wilayahul Hisbah di Kabupaten Aceh Tenggara, 2020 | 190 |
| | <i>Number of Cases Handled by Civil Service Police Force And Wilayahul Hisbah by Type of Case in Aceh Tenggara Regency, 2020</i> | |

| | | |
|--------|---|-----|
| 4.3.13 | Jumlah Jenis Pembinaan yang Ditangani Satuan Polisi Pamong Praja dan Wilayahul Hisbah di Kabupaten Aceh Tenggara, 2020 <i>Number of Coaching by Civil Service Police Force And Wilayahul Hisbah by Type of Coaching in Aceh Tenggara Regency, 2020</i> | 191 |
| 4.3.14 | Jumlah Kejadian yang Masuk dan Ditangani Kepolisian Resort Menurut Jenis Perkara di Kabupaten Aceh Tenggara, 2020 <i>Number of Reported Criminal Cases by District Police Office of Aceh Tenggara Regency by Type of Case, 2020</i> | 192 |
| 4.3.15 | Jumlah Tambahan Tahanan (jiwa) Kejaksaan Negeri Kutacane Dirinci Menurut Jenis per Bulan, 2020 <i>Number of Newly Enrolled Prisoner (person) Recorded in Kutacane District Attorney by Type and Month, 2020</i> | 194 |
| 4.3.16 | Jumlah Panti Sosial Menurut Jenis, Jumlah Penghuni Panti dan Kecamatan di Kabupaten Aceh Tenggara, 2020 <i>Number of Social Service Facility by Type, Recorded Resident and Subdistrict in Aceh Tenggara Regency, 2020</i> | 195 |
| 4.3.17 | Partai Politik di Kabupaten Aceh Tenggara Menurut Jumlah Pengurus dan Alamat, 2020 <i>Name of Political Parties in Aceh Tenggara Regency by Members and Addresses, 2020</i> | 196 |
| 4.3.18 | Rekapitulasi Penerbitan Sertifikat Per Bulan di Kabupaten Aceh Tenggara, 2020 <i>Recapitulation of Certificate per Month in Aceh Tenggara Regency, 2020</i> | 197 |
| 4.3.19 | Volume Timbunan Sampah dan Sampah yang Ditangani per Hari Menurut Kecamatan di Kabupaten Aceh Tenggara, 2020 <i>Volume of Landfill and Garbage Handled by Day and Subdistrict in Aceh Tenggara Regency, 2020</i> | 200 |
| 4.3.20 | Jumlah Nasabah Pemakai Jasa Kredit Menurut Profesi di Kabupaten Aceh Tenggara, 2020 <i>Number of Customers Using Credits Services by Profession in Aceh Tenggara Regency, 2020</i> | 201 |

4.4 KEMISKINAN

POVERTY

| | | |
|-------|--|-----|
| 4.4.1 | Garis Kemiskinan, Jumlah, dan Persentase Penduduk Miskin di Kabupaten Aceh Tenggara, 2013–2020 <i>Poverty Line, Number, and Percentage of Poor People in Aceh Tenggara Regency, 2013–2020</i> | 202 |
| 4.4.2 | Indeks Kedalaman Kemiskinan dan Indeks Keparahan Kemiskinan di Kabupaten Aceh Tenggara, 2013–2020 <i>Poverty Gap Index and Poverty Severity Index in Aceh Tenggara Regency, 2013–2020</i> | 203 |

5.1 HORTIKULTURA

HORTICULTURE

| | | |
|-------|---|-----|
| 5.1.1 | Luas Panen Tanaman Sayuran Menurut Kecamatan dan Jenis Tanaman di Kabupaten Aceh Tenggara (ha), 2019 dan 2020 <i>Harvested Area of Vegetables by Subdistrict and Kind of Plant in Aceh Tenggara Regency (ha), 2019 and 2020</i> | 214 |
| 5.1.2 | Produksi Tanaman Sayuran Menurut Kecamatan dan Jenis Tanaman di Kabupaten Aceh Tenggara (kuintal), 2019 dan 2020 <i>Production of Vegetables by Subdistrict and Kind of Plant in Aceh Tenggara Regency (quintal), 2019 and 2020</i> | 227 |
| 5.1.3 | Luas Panen Tanaman Sayuran dan Buah-buahan Semusim Menurut Jenis Tanaman di Kabupaten Aceh Tenggara, 2018–2020 <i>Harvested Area of Seasonal Vegetables and Fruits by Kind of Plant in Aceh Tenggara Regency, 2018–2020</i> | 240 |
| 5.1.4 | Produksi Tanaman Sayuran dan Buah-buahan Semusim Menurut Jenis Tanaman di Kabupaten Aceh Tenggara, 2018–2020 <i>Production of Seasonal Vegetables and Fruits by Kind of Plant in Aceh Tenggara Regency, 2018–2020</i> | 241 |
| 5.1.5 | Luas Panen Tanaman Biofarmaka Menurut Kecamatan dan Jenis Tanaman di Kabupaten Aceh Tenggara (m ²), 2019 dan 2020 <i>Harvested Area of Medicinal Plants by Subdistrict and Kind of Plant in Aceh Tenggara Regency (m²), 2019 and 2020</i> | 242 |

| | | |
|--------|--|-----|
| 5.1.6 | Produksi Tanaman Biofarmaka Menurut Kecamatan dan Jenis Tanaman di Kabupaten Aceh Tenggara (kg), 2019 and 2020 <i>Production of Medicinal Plants by Subdistrict and Kind of Plant in Aceh Tenggara Regency (kg), 2019 and 2020</i> | 245 |
| 5.1.7 | Luas Panen Tanaman Biofarmaka Menurut Jenis Tanaman di Kabupaten Aceh Tenggara, 2018–2020 <i>Harvested Area of Medicinal Plants by Kind of Plant in Aceh Tenggara Regency, 2018–2020</i> | 248 |
| 5.1.8 | Produksi Tanaman Biofarmaka Menurut Jenis Tanaman di Kabupaten Aceh Tenggara (kg), 2018–2020 <i>Production of Medicinal Plants by Kind of Plant in Aceh Tenggara Regency (kg), 2018–2020</i> | 249 |
| 5.1.9 | Luas Panen Tanaman Hias Menurut Kecamatan dan Jenis Tanaman di Kabupaten Aceh Tenggara (m ²), 2019 and 2020 <i>Harvested Area of Ornamental Plants by Subdistrict and Kind of Plant in Aceh Tenggara Regency (m²), 2019 and 2020</i> | 250 |
| 5.1.10 | Produksi Tanaman Hias Menurut Kecamatan dan Jenis Tanaman di Kabupaten Aceh Tenggara (tangkai), 2019 and 2020 <i>Production of Ornamental Plants by Subdistrict and Kind of Plant in Aceh Tenggara Regency (stalks), 2019 and 2020</i> | 252 |
| 5.1.11 | Luas Panen Tanaman Hias Menurut Jenis Tanaman di Kabupaten Aceh Tenggara (m ²), 2017–2020 <i>Harvested Area of Ornamental Plants by Kind of Plant in Aceh Tenggara Regency (m²), 2017–2020</i> | 254 |
| 5.1.12 | Produksi Tanaman Hias Menurut Jenis Tanaman di Kabupaten Aceh Tenggara (tangkai), 2017–2020 <i>Production of Ornamental Plants by Kind of Plant in Aceh Tenggara Regency (stalks), 2017–2020</i> | 255 |
| 5.1.13 | Produksi Buah-buahan Menurut Kecamatan dan Jenis Tanaman di Kabupaten Aceh Tenggara (kuintal), 2019 and 2020 <i>Production of Fruits by Subdistrict and Kind of Plant in Aceh Tenggara Regency (kuintal), 2019 and 2020</i> | 256 |
| 5.1.14 | Produksi Buah–Buahan dan Sayuran Tahunan Menurut Jenis Tanaman di Kabupaten Aceh Tenggara (kuintal), 2017–2020 <i>Production of Annual Fruits and Vegetables by Kind of Plant in Aceh Tenggara Regency (kuintal), 2017–2020</i> | 268 |

5.2 TANAMAN PANGAN

FOOD CROPS

| | | |
|-------|--|-----|
| 5.2.1 | Luas Penggunaan Lahan Sawah (Hektar) Menurut Kecamatan di Kabupaten Aceh Tenggara, 2019 <i>Area of Use of Rice Fields (Hectares) by Subdistrict in Aceh Tenggara Regency, 2019</i> | 269 |
| 5.2.2 | Luas Panen, Produktivitas, dan Produksi Padi Menurut Kecamatan (hektar) di Kabupaten Aceh Tenggara, 2019-2020 <i>Harvested Area, Productivity, and Rice Production According to Subdistrict (hectare) in Aceh Tenggara Regency, 2019-2020</i> | 270 |

5.3 PERKEBUNAN

ESTATE CROPS

| | | |
|-------|---|-----|
| 5.3.1 | Luas Areal Tanaman Perkebunan Menurut Kecamatan dan Jenis Tanaman di Kabupaten Aceh Tenggara (ha), 2019 <i>Planted Area of Estate Crops by Subdistrict and Type of Crops in Aceh Tenggara Regency (ha), 2019</i> | 272 |
| 5.3.2 | Produksi Tanaman Perkebunan Menurut Kecamatan dan Jenis Tanaman di Kabupaten Aceh Tenggara (ha), 2019 <i>Production of Estate Crops by Subdistrict and Type of Crops in Aceh Tenggara Regency (ha), 2019</i> | 279 |

5.4 PERIKANAN

FISHERY

| | | |
|-------|---|-----|
| 5.4.1 | Luas Areal, Klasifikasi dan Produksi Budidaya Ikan Menurut Kecamatan di Kabupaten Aceh Tenggara, 2020 <i>Area, Classification and Production of Fish Cultivation by Subistrict in Aceh Tenggara Regency, 2020</i> | 286 |
| 5.4.2 | Jumlah Rumah Tangga Perikanan (RTP) dan Pembudidaya Ikan Menurut Kecamatan di Kabupaten Aceh Tenggara, 2020 <i>Number of Fishery Households (RTP) and Fish Cultivators by Subdistrict in Aceh Tenggara Regency, 2020</i> | 287 |

| | | |
|------------|--|-----|
| 6.1 | <p>Daya Terpasang, Produksi, dan Distribusi Listrik PT. PLN (Persero) pada Rayon PLN di Kabupaten Aceh Tenggara, 2017 - 2020 <i>Installed Electricity Power, Production, and Distribution of PT. PLN (Persero) at PLN Rayon by Subdistrict in Aceh Tenggara Regency, 2017 - 2020.....</i></p> | 296 |
| 6.2 | <p>Jumlah Pelanggan dan Air yang Disalurkan Menurut Jenis Pelanggan di Kabupaten Aceh Tenggara, 2020 <i>Number of Customers and Distributed Water by Type of Customer in Aceh Tenggara Regency, 2020</i></p> | 297 |
| 6.3 | <p>Jumlah Perusahaan dan Tenaga Kerja Industri Kecil/Besar/ Sedang Menurut Klasifikasi Industri di Kabupaten Aceh Tenggara, 2020 <i>Number of Small / Large / Medium Industrial Companies and Workers According to Industry Classification in Aceh Tenggara District, 2020.....</i></p> | 298 |
| 6.4 | <p>Jumlah Perusahaan, Tenaga Kerja, investasi dan Nilai Produksi Industri Kecil/Besar/Sedang Menurut Kecamatan di Kabupaten Aceh Tenggara, 2020 <i>Number of Companies, Labor, Investment and Production Value of Small / Large / Medium Industries by District in Aceh Tenggara Regency, 2020</i></p> | 299 |
| 7.1 | PARIWISATA | |
| | TOURISM | |
| 7.1 | <p>Jumlah Akomodasi, Kamar dan Tempat Tidur Menurut Jenis Hotel di Kabupaten Aceh Tenggara, 2020 <i>Number of Accommodations, Rooms and Beds by Type of Hotel in Aceh Tenggara Regency, 2020</i></p> | 308 |
| 7.2 | <p>Hotel dan Penginapan di Kabupaten Aceh Tenggara, 2020 <i>Hotel and Hostel in Aceh Tenggara Regency, 2020</i></p> | 309 |

8.1 TRANSPORTASI

TRANSPORTATION

| | | |
|-------|---|-----|
| 8.1.1 | Panjang Jalan ¹ Menurut Tingkat Kewenangan Pemerintahan di Kabupaten Aceh Tenggara (km), 2018–2020 <i>Length of Roads¹ by Level of Government Authority in Aceh Tenggara Regency (km), 2018–2020</i> | 324 |
| 8.1.2 | Panjang Jalan Menurut Jenis Permukaan Jalan di Kabupaten Aceh Tenggara (km), 2018–2020 <i>Length of Roads by Type of Road Surface in Aceh Tenggara Regency (km), 2018–2020</i> | 325 |
| 8.1.3 | Panjang Jalan Menurut Kondisi Jalan di Kabupaten Aceh Tenggara (km), 2018–2020 <i>Length of Roads by Condition of Roads in Aceh Tenggara Regency (km), 2018–2020</i> | 326 |
| 8.1.4 | Jumlah Kendaraan Umum Penumpang Menurut Nama Perusahaan, Trayek dan Jumlah Kendaraan di Kabupaten Aceh Tenggara, 2020 <i>Number of Passenger Public Vehicles by Company Name, Route and Number of Vehicles in Aceh Tenggara Regency, 2020</i> | 327 |
| 8.1.5 | Jumlah Kendaraan Bermotor Menurut Jenis Kendaraan di Kabupaten Aceh Tenggara, 2018–2020 <i>Number of Motor Vehicles by Type of Vehicle in Aceh Tenggara Regency, 2018–2020</i> | 328 |
| 8.1.6 | Jumlah Pengurusan Surat Tanda Nomor Kendaraan (STNK), Buku Pemilik Kendaraan Bermotor (BPKB) dan Surat Izin Mengemudi (SIM) per bulan di Kabupaten Aceh Tenggara, 2020 <i>Number of Arrangements for Vehicle Registration Numbers (STNK), Motor Vehicle Owner's Book (BPKB) and Driving License (SIM) per month in Aceh Tenggara Regency, 2020</i> | 329 |
| 8.1.7 | Jumlah Penerbangan dan Penumpang pada Angkutan Udara Domestik di Bandara Alas Leuser Kabupaten Aceh Tenggara per Bulan, 2020 <i>Number of Flights and Passengers on Domestic Air Transport at Alas Leuser Airport, Aceh Tenggara Regency per Month, 2020</i> | 330 |

| | | |
|------------|---|-----|
| 8.1.8 | Jumlah Lalu Lintas Barang (Kg) Per Bulan di Bandara Alas Leuser Kabupaten Aceh Tenggara, 2020 <i>Amount of Freight Traffic (Kg) Per Month at Alas Leuser Airport Aceh Tenggara Regency, 2020</i> | 331 |
| 8.2 | KOMUNIKASI COMMUNICATION | |
| 8.2.1 | Jumlah Kantor Pos Menurut Kecamatan di Kabupaten Aceh Tenggara, 2017–2020. <i>Number of Post Offices by Subdistrict in Aceh Tenggara Regency, 2017–2020</i> | 332 |
| 8.2.2 | Jumlah Surat yang Dikirim Menurut Kantor Pos dan Jenis Layanan di Kabupaten Aceh Tenggara,2020 <i>Number of Mail Sent by Post Office and Kind Of Service in Aceh Tenggara Regency, 2020</i> | 333 |
| 8.2.3 | Jumlah Surat yang Diterima Menurut Kantor Pos dan Jenis Layanan di Kabupaten Aceh Tenggara,2020 <i>Number of Mail Received by Post Office and Kind Of Service in Aceh Tenggara Regency, 2020</i> | 334 |
| 9.1 | PERBANKAN DAN KOPERASI BANKING AND COOPERATIVE | |
| 9.1 | Jumlah Nasabah dan Nilai Tabungan Pada Bank Aceh Syariah Cabang Kutacane Menurut Bulan, 2020 <i>Number of Costumers and Value of Savings Per Month in Syariah Aceh Bank of Kutacane Branch, 2020</i> | 341 |
| 9.2 | Jumlah Debitur dan Nilai Kredit Pada Bank Aceh Syariah Cabang Kutacane Menurut Bulan, 2020 <i>Number of debtors and Value of credits Per Month in Syariah Aceh Bank of Kutacane Branch, 2020</i> | 342 |
| 9.3 | Jumlah Nasabah dan Nilai Tabungan Pada Bank Rakyat Indonesia Cabang Kutacane Menurut Bulan, 2020 <i>Number of Costumers and Value of Savings Per Month in Bank Rakyat Indonesia of Kutacane Branch, 2020</i> | 343 |

| | | |
|-------------|---|-----|
| 9.4 | Jumlah Debitur dan Nilai Kredit Pada Bank Rakyat Indonesia Cabang Kutacane Menurut Bulan, 2020 <i>Number of debtors and Value of credits Per Month in Bank Rakyat Indonesia of Kutacane Branch, 2020.....</i> | 344 |
| 9.5 | Jumlah Koperasi dan Anggota Koperasi Menurut Jenis Koperasi di Kabupaten Aceh Tenggara, 2020 <i>Number of Cooperative and Total Member by Kind Cooperative in Aceh Tenggara Regency, 2020</i> | 345 |
| 10.1 | Rata-rata Pengeluaran per Kapita Sebulan Menurut Kelompok Komoditas (rupiah) di Kabupaten Aceh Tenggara, 2019 dan 2020 <i>Monthly Average Expenditure per Capita by Commodity Group (rupiahs) in Aceh Tenggara Regency, 2019 and 2020.....</i> | 352 |
| 10.2 | Persentase Pengeluaran per Kapita Sebulan Menurut Kelompok Komoditas di Kabupaten Aceh Tenggara, 2019 dan 2020 <i>Percentage of Monthly Expenditure per Capita by Commodity Group in Aceh Tenggara Regency, 2019 and 2020.....</i> | 353 |
| 10.3 | Persentase Penduduk Menurut Kuintil Pengeluaran Perkapita Sebulan di kabupaten Aceh Tenggara, 2018 - 2020 <i>Percentage of Population by Monthly Per Capita Expenditure Quintile in Aceh Tenggara district, 2018 - 2020.....</i> | 354 |
| | | |
| 11.1 | PERDAGANGAN | |
| | TRADE | |
| 11.1 | Jumlah Perusahaan Memiliki SIUP Perusahaan Menurut Kecamatan di Kabupaten Aceh Tenggara, 2020 <i>Number of Companies Have a List of Companies Sign by Subdistrict and Its Kind in Aceh Tenggara Regency, 2020.....</i> | 361 |
| 11.2 | Jumlah Pemasukan/Penerimaan Beras oleh Perum BULOG Sub Divre Kutacane Kabupaten Aceh Tenggara, 2020 <i>Number of Incoming Rice by Kutacane Sub Divre of Logistics Public Company of Aceh Tenggara Regency, 2020.....</i> | 362 |
| 11.3 | Jumlah Penyaluran/Penjualan (Kg) Beras oleh Perum BULOG Sub Divre Kutacane Kabupaten Aceh Tenggara, 2020 <i>Number of Distribution/Selling (Kg) Rice by Kutacane Sub Divre of Logistics Public Company of Aceh Tenggara Regency, 2020.....</i> | 363 |

| | | |
|-------|---|-----|
| 12.1. | <p>Produk Domestik Regional Bruto Atas Dasar Harga Berlaku Menurut Lapangan Usaha di Kabupaten Aceh Tenggara (miliar rupiah), 2016–2020 <i>Gross Regional Domestic Product at Current Market Prices by Industry in Aceh Tenggara Regency (billion rupiahs), 2016–2020</i></p> | 377 |
| 12.2 | <p>Produk Domestik Regional Bruto Atas Dasar Harga Konstan 2010 Menurut Lapangan Usaha di Kabupaten Aceh Tenggara (miliar rupiah), 2016–2020 <i>Gross Regional Domestic Product at 2010 Constant Market Prices by Industry in Aceh Tenggara Regency (billion rupiahs), 2016–2020</i></p> | 379 |
| 12.3 | <p>Distribusi Persentase Produk Domestik Regional Bruto Atas Dasar Harga Berlaku Menurut Lapangan Usaha di Kabupaten Aceh Tenggara, 2016–2020 <i>Percentage Distribution of Gross Regional Domestic Product at Current Market Prices by Industry in Aceh Tenggara Regency, 2016–2020</i></p> | 381 |
| 12.4 | <p>Laju Pertumbuhan Produk Domestik Regional Bruto Atas Dasar Harga Konstan 2010 Menurut Lapangan Usaha di Kabupaten Aceh Tenggara (persen), 2016–2020 <i>Growth Rate of Gross Regional Domestic Product at 2010 Constant Market Prices by Industry in Aceh Tenggara Regency (percent), 2016–2020</i></p> | 383 |
| 12.5 | <p>Produk Domestik Regional Bruto Atas Dasar Harga Berlaku Menurut Jenis Pengeluaran di Kabupaten Aceh Tenggara (miliar rupiah), 2015–2019 <i>Gross Regional Domestic Product at 2010 Constant Market Prices by Type of Expenditure in Aceh Tenggara Regency (billion rupiahs), 2015–2019</i></p> | 385 |
| 12.6 | <p>Produk Domestik Regional Bruto Atas Dasar Harga Konstan 2010 Menurut Jenis Pengeluaran di Kabupaten Aceh Tenggara (miliar rupiah), 2015–2019 <i>Gross Regional Domestic Product at 2010 Constant Market Prices by Type of Expenditure in Aceh Tenggara Regency (billion rupiahs), 2015–2019</i></p> | 386 |

| | | |
|------------|---|-----|
| 12.7 | Distribusi Produk Domestik Regional Bruto Atas Dasar Harga Berlaku Menurut Jenis Pengeluaran di Kabupaten Aceh Tenggara (Persen), 2015–2019 <i>Distribution of Gross Regional Domestic Product at Current Market Prices by Type of Expenditure in Aceh Tenggara Regency (percent), 2015–2019</i> | 387 |
| 12.8 | Laju Pertumbuhan Produk Domestik Regional Bruto Atas Dasar Harga Berlaku Menurut Jenis Pengeluaran di Kabupaten Aceh Tenggara (Persen), 2015–2019 <i>Growth Rate Gross Regional Domestic Product at Current Market Prices by Type of Expenditure in Aceh Tenggara Regency (percent), 2015–2019</i> | 388 |
| 13. | PERBANDINGAN ANTAR KABUPATEN/KOTA REGENCY/MUNICIPAL COMPARISON | |
| 13.1 | Jumlah Penduduk Menurut Kabupaten/Kota di Provinsi Aceh (ribu), 2016–2020 <i>Population by Regency/Municipality in Aceh Province (thousand), 2016–2020</i> | 394 |
| 13.2 | Laju Pertumbuhan Produk Domestik Regional Bruto Atas Dasar Harga Konstan 2010 Menurut Kabupaten/Kota di Provinsi Aceh (persen), 2016–2020 <i>Rate of Growth of Gross Regional Domestic Products at Constant 2010 Prices by Regency/Municipality in Aceh Province (percent), 2016–2020</i> | 395 |
| 13.3 | Jumlah Penduduk Miskin Menurut Kabupaten/Kota di Provinsi Aceh (ribu), 2016–2020 <i>Number of Poor Population by Regency/Municipality in Aceh Province (thousand), 2016–2020</i> | 396 |
| 13.4 | Indeks Pembangunan Manusia Menurut Kabupaten/Kota di Provinsi Aceh, 2016–2020 <i>Human Development Index by Regency/Municipality in Aceh Province, 2016–2020</i> | 397 |

DAFTAR GAMBAR/LIST OF FIGURES

| | | Halaman Page |
|-----|--|-----------------|
| 1.1 | Luas Daerah menurut Kecamatan (%), 2020 <i>Area of Subdistrict (%), 2020</i> | 8 |
| 1.2 | Jarak ke Ibukota Kabupaten Menurut Kecamatan , 2020 <i>Distance to the Capital Of Regency by Subdistrict, 2020</i> | 9 |
| 2.1 | Jumlah Desa Menurut Kecamatan di Kabupaten Aceh Tenggara, 2020 <i>Number of Villages by Subdistrict in Aceh Tenggara Regency, 2020</i> | 21 |
| 3.1 | Jumlah Penduduk di Kabupaten Aceh Tenggara, 2010 - 2020 <i>The Number of Population in Aceh Tenggara Regency,</i> | 77 |
| | <i>2010 - 2020</i> | 77 |
| 3.2 | Jumlah Penduduk Menurut Kecamatan di Kabupaten Aceh Tenggara, 2020 <i>The Number of Population by Subdistrict in Aceh Tenggara Regency, 2020</i> | 78 |
| 4.1 | Angka Partisipasi Kasar (APK) Menurut Jenjang Pendidikan di Kabupaten Aceh Tenggara, 2019 dan 2020 <i>Gross Participation Rates by Educational Level in Aceh Tenggara Regency, 2019 and 2020</i> | 111 |
| 4.2 | Angka Partisipasi Murni (APM) Menurut Jenjang Pendidikan di Kabupaten Aceh Tenggara, 2019 dan 2020 <i>Net Participation Rates by Educational Level in Aceh Tenggara Regency, 2019 and 2020</i> | 112 |
| 4.3 | Jumlah Penduduk Miskin di Kabupaten Aceh Tenggara, 2013–2020 <i>Number of Poor People in Aceh Tenggara Regency, 2013–2020</i> | 113 |
| 5.1 | Produksi Budidaya Ikan Menurut Kecamatan di Kabupaten Aceh Tenggara, 2020 <i>Production of Fish Cultivation by Subistrict in Aceh Tenggara Regency, 2020</i> | 213 |

| | | |
|------|--|-----|
| 6.1 | Jumlah Daya Terpasang PT. PLN (Persero) pada Rayon PLN di Kabupaten Aceh Tenggara, 2017 - 2020 <i>Number Installed Electricity Power of PT. PLN (Persero) at PLN Rayon by Subdistrict in Aceh Tenggara Regency, 2017 - 2020.....</i> | 294 |
| 6.2 | Jumlah Produksi PT. PLN (Persero) pada Rayon PLN di Kabupaten Aceh Tenggara, 2017 - 2020 <i>Total Production of PT. PLN (Persero) at PLN Rayon by Subdistrict in Aceh Tenggara Regency, 2017 - 2020.....</i> | 295 |
| 7.1 | Jumlah Akomodasi, Kamar dan Tempat Tidur Menurut Jenis Hotel di Kabupaten Aceh Tenggara, 2020 <i>Number of Accommodations, Rooms and Beds by Type of Hotel in Aceh Tenggara Regency, 2020</i> | 307 |
| 8.1 | Panjang Jalan Menurut Jenis Permukaan Jalan di Kabupaten Aceh Tenggara (km), 2018–2020 <i>Length of Roads by Type of Road Surface in Aceh Tenggara Regency (km), 2018–2020.....</i> | 322 |
| 8.2 | Jumlah Penumpang pada Angkutan Udara Domestik di Bandara Alas Leuser Kabupaten Aceh Tenggara per Bulan, 2020 <i>Number of Flights and Passengers on Domestic Air Transport at Alas Leuser Airport, Aceh Tenggara Regency per Month, 2020.....</i> | 323 |
| 9.1 | Jumlah Koperasi Menurut Jenis Koperasi di Kabupaten Aceh Tenggara, 2020 <i>Number of Cooperative by Kind Cooperative in Aceh Tenggara Regency, 2020</i> | 339 |
| 9.2 | Jumlah Anggota Koperasi Menurut Jenis Koperasi di Kabupaten Aceh Tenggara, 2020 <i>Total Member by Kind Cooperative in Aceh Tenggara Regency, 2020</i> | 340 |
| 10.1 | Persentase Penduduk Menurut Kuintil Pengeluaran Perkapita Sebulan di Kabupaten Aceh Tenggara, 2020 <i>Percentage of Population by Monthly Per Capita Expenditure Quintile in Aceh Tenggara Regency, 2020.....</i> | 351 |

| | | |
|------|--|-----|
| 11.1 | Jumlah Perusahaan Memiliki SIUP di Kabupaten Aceh Tenggara, 2020 <i>Number of Companies Have a List of Companies in Aceh Tenggara Regency, 2020</i> | 360 |
| 12.1 | PDRB Atas Dasar Harga Berlaku Menurut Lapangan Usaha di Kabupaten Aceh Tenggara (miliar rupiah), 2016–2020 <i>PDRB at Current Market Prices by Industry in Aceh Tenggara Regency (billion rupiahs), 2016–2020</i> | 376 |
| 13.2 | Indeks Pembangunan Manusia Menurut Kabupaten/Kota di Provinsi Aceh, 2020 <i>Human Development Index by Regency/Municipality in Aceh Province, 2020</i> | 393 |

PENJELASAN UMUM/EXPLANATORY NOTES

Tanda-tanda, satuan-satuan, dan lain-lainnya yang digunakan dalam publikasi ini adalah sebagai berikut:

Symbols, measurement units, and acronyms which are used in this publication, are as follows:

1. TANDA-TANDA/SYMBOLS

| | |
|---|-------|
| Data tidak tersedia/Data not available | : ... |
| Tidak ada atau nol /Null or zero | : - |
| Data dapat diabaikan/Data negligible | : 0 |
| Tanda decimal/Decimal point | : , |
| Data tidak dapat ditampilkan/Not applicable | : NA |
| Angka estimasi/Estimated figures | : e |
| Angka diperbaiki/Revised figures | : r |
| Angka sementara/Preliminary figures | : x |
| Angka sangat sementara/Very preliminary figures | : xx |
| Angka sangat sangat sementara/Very very preliminary figures | : xxx |

2. SATUAN/UNITS

| | |
|--|---|
| barel/barrel | : 158,99 liter/litres = 1/6,2898 m ³ |
| hektar (ha)/hectare (ha) | : 10 000 m ² |
| kilometer (km)/kilometres (km) | : 1 000 meter/meters (m) |
| knot/knot | : 1,8523 km/jam (km/hour) |
| kuintal/quintal | : 100 kg |
| KWh | : 1 000 Watt hour |
| MWh | : 1 000 KWh |
| liter (untuk beras)/litre (for rice) | : 0,80 kg |
| MMSCF | : 1/35,3 m ³ |
| metrik ton (m.ton)/metric ton (m. ton) | : 0,98421 long ton = 1 000 kg |
| ons/ounce | : 28,31 gram/grams |
| ton | : 1 000 kg |

Satuan lain: buah, dus, butir, helai/lembar, kaleng, batang, pulsa, ton kilometer (ton-km), jam, menit, persen (%).

Other units: unit, pack, pieces, sheet, tin, pulse, ton-kilometres(ton-km), hour, minute, percent (%).

Perbedaan angka di belakang koma disebabkan oleh pembulatan angka.
The difference in decimal numbers is caused by rounding.

DAFTAR SINGKATAN/ LIST OF ABBREVIATIONS

| | |
|-----------|--|
| SI | : Stasiun Iklim |
| SIMPK | : Stasiun Meteorologi Pertanian Khusus |
| t.t | : Tempat tidur |
| BCG | : Bacillus Calmette Guerin |
| DPT | : Difteri, Pertusis, Tetanus |
| TT | : Tetanus Toxoid |
| IOT | : Industri Obat Tradisional/ <i>Traditional Medicine Industry</i> |
| IKOT | : Industri Kecil Obat Tradisional/ <i>Traditional Medicine Small</i> |
| Alkes | : Alat kesehatan/ <i>Health Kits</i> |
| PKRT | : Perbekalan Kesehatan Rumah tangga/ <i>Household Health Logistics</i> |
| Kompl | : Komplemen/ <i>Complement</i> |
| IRTP | : Industri Pangan Produksi Rumah Tangga/ <i>Foods Home Industry</i> |
| PBF | : Pedagang Besar Farmasi/ <i>Pharmacy Whole-seller</i> |
| GFK | : Gudang Farmasi Kab/Kota/Regency/ <i>Municipality Pharmacy Warehouse</i> |
| RB | : Rumah Bersalin/ <i>Delivery House</i> |
| Pustu | : Puskesmas pembantu/ <i>Auxiliary Public Health Center</i> |
| BP | : Balai Pengobatan/ <i>Polyclinic</i> |
| TPS | : Tempat Pembuangan Sementara / <i>landfill</i> |
| Jamkesmas | : Jaminan kesehatan masyarakat miskin/ <i>Poor public health insurance</i> |
| PJKMU | : Program Jaminan Kesehatan Masyarakat Umum |
| SIUP | : Surat Ijin Usaha Perdagangan/ <i>Trading Permission Letter</i> |
| TDP | : Tanda Daftar Perusahaan/ <i>Company Registration Identity</i> |
| API | : Angka Pengenal Importir/ <i>Importer's Identity Number</i> |

Statistik Kunci, 2018–2020

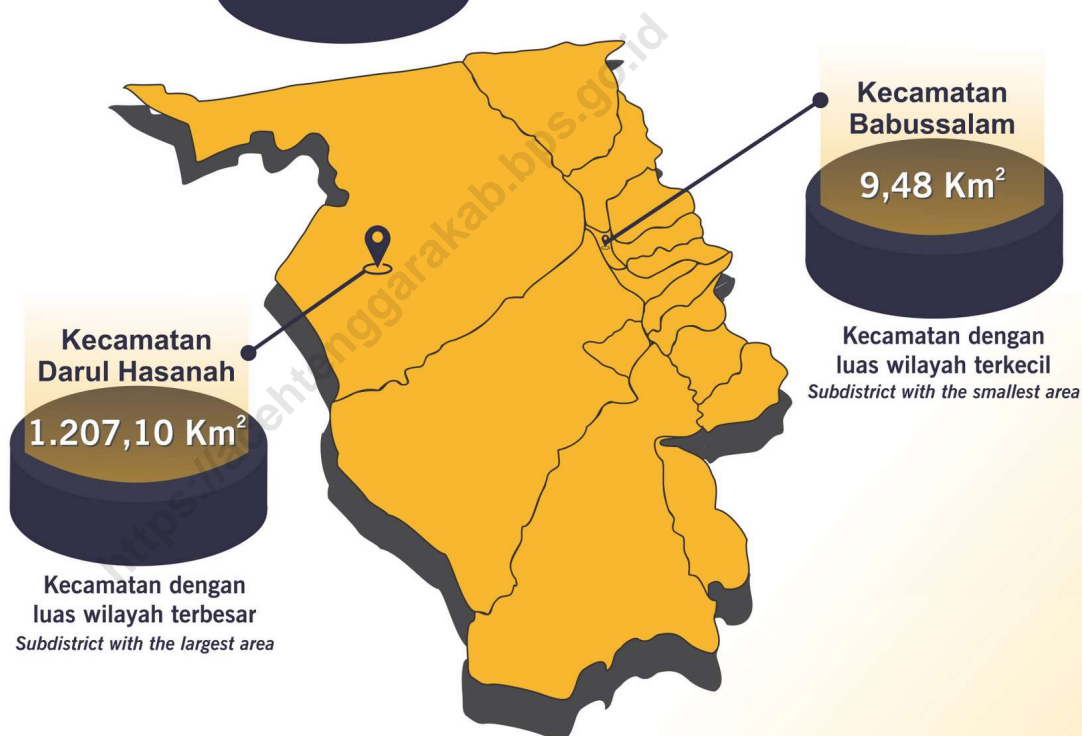
Key Statistics, 2018–2020

| Rincian/Description | Satuan/Unit | 2018 | 2019 | 2020 |
|--|---|----------|----------|----------|
| (1) | (2) | (3) | (4) | (5) |
| SOSIAL/SOCIAL | | | | |
| Penduduk ¹ /Population ¹ | ribu/thousand | 212,42 | 216,50 | 220,86 |
| Laju Pertumbuhan Penduduk ¹ /Population Growth ¹ | % | 1,89 | 1,92 | 2,05 |
| Angka Harapan Hidup ^{1-e} /Life Expectancy Rate ¹ | tahun/years | 67,77 | 68,04 | 68,14 |
| Angka Melek Huruf Usia 15+/ <i>Literacy Rate Aged 15+</i> | % | 98,13 | 99,33 | 98,60 |
| Tingkat Partisipasi Angkatan Kerja -TPAK ^{2,3} <i>Labour Force Participation Rate-LFPR^{2,3}</i> | % | 72,81 | 67,41 | 71,33 |
| Tingkat Pengangguran Terbuka-TPT ³ <i>Unemployment Rate-UR³</i> | % | 3,75 | 3,45 | 5,75 |
| Penduduk Miskin ⁵ /Poor People ⁴ | ribu/thousand | 30,20 | 28,93 | 28,98 |
| Persentase Penduduk Miskin ⁴ <i>Percentage of Poor People⁴</i> | % | 14,29 | 13,43 | 13,21 |
| Indeks Pembangunan Manusia-IPM ⁵ <i>Human Development Index⁵</i> | – | 68,67 | 69,36 | 69,37 |
| EKONOMI/ECONOMIC | | | | |
| Produk Domestik Regional Bruto (PDRB) Harga Berlaku ⁶ <i>Gross Regional Domestic Bruto (GRDP) at Current Price⁶</i> | miliar rupiah <i>billion rupiahs</i> | 4 558,77 | 4 906,92 | 5 062,58 |
| Laju Pertumbuhan Ekonomi ⁸ /Economic Growth ⁷ | % | 3,26 | 4,23 | -0,17 |

- Catatan/Notes: ¹ Hasil proyeksi penduduk Indonesia 2010–2035 (pertengahan tahun/June) dan Hasil SP2020 (September)/*The result of Indonesia population projection 2010–2035 (mid year/June) and The result of the 2020 Population Census (September)*
- ² Kondisi Agustus/Condition at August
- ³ Menggunakan penimbang hasil proyeksi SUPAS 2015/Weighted by the 2015 SUPAS projection
- ⁴ Kondisi Maret/Condition at March
- ⁵ Sejak tahun 2010, IPM dihitung dengan metode baru. Komponen IPM metode baru adalah angka harapan hidup saat lahir, harapan lama sekolah, rata-rata lama sekolah, dan pengeluaran per kapita/*Since 2010, HDI was calculated using new method. New HDI component are life expectancy at birth, expected years of schooling, means years of schooling, and expenditure per capita*
- ⁶ Mulai tahun 2010 mengadopsi System of National Account 2008 (SNA 2008)/*Since 2010 is in line with System of National Account 2008 (SNA 2008)*
- ⁷ Menggunakan tahun dasar 2010 (2010=100)/Using 2010 base year (2010=100)

**Luas Wilayah
Kabupaten Aceh Tenggara:**
Total Area of Aceh Tenggara Regency

4.242,04 Km²



Sumber: Bappeda Kabupaten Aceh Tenggara/
Source: Bappeda of Aceh Tenggara Regency

PENJELASAN TEKNIS**TECHNICAL NOTES**

- | | |
|--|---|
| <p>1. Secara astronomis, Kabupaten Aceh Tenggara terletak antara 3055'23"-4016'37" Lintang Utara dan 96043'23"-98010'32" Bujur Timur.</p> | <p>1. <i>Astronomically, Aceh Tenggara Regency is located between 3055'23" and 4016'37" North latitude, and between 96043'23" and 98010'32" East longitude.</i></p> |
| <p>2. Berdasarkan posisi geografisnya, Kabupaten Aceh Tenggara memiliki batas-batas : Utara – Kabupaten Gayo Lues Provinsi Aceh dan Kabupaten Langkat Provinsi Sumatera Utara; Selatan – Kota Subulussalam dan Kabupaten Aceh Selatan Provinsi Aceh serta Kabupaten Tanah Karo Provinsi Sumatera Utara; Barat – Kabupaten Aceh Selatan dan Kota Subulussalam; Timur – Kabupaten Langkat dan Kabupaten Tanah Karo Provinsi Sumatera Utara.</p> | <p>2. <i>In terms of geographic position, Aceh Tenggara Regency has boundaries as follows : North – Gayo Lues Regency of Aceh Province and Langkat Regency of Sumatera Utara Province; South – Subulussalam Municipality and Aceh Selatan of Aceh Province and Tanah Karo Regency of Sumatera Utara Province; West - Aceh Selatan Regency and Subulussalam Municipality; East – Langkat and Tanah Karo Regency of Sumatera Utara Province.</i></p> |
| <p>3. Berdasarkan letak geografisnya, Kabupaten Aceh Tenggara berada di dataran Pulau Sumatera yang dikelilingi gunung dan perbukitan.</p> | <p>3. <i>In terms of geographic location, Aceh Tenggara Regency is located in Sumatera Island that surrounded by mountains.</i></p> |
| <p>4. Kabupaten Aceh Tenggara terdiri dari 16 kecamatan, yaitu:</p> <ul style="list-style-type: none"> - Kecamatan Lawe Alas; - Kecamatan Babul Rahmah - Kecamatan Tanoh Alas - Kecamatan Lawe Sigala-gala - Kecamatan Babul Makmur; - Kecamatan Semadam; - Kecamatan Leuser; - Kecamatan Bambel; - Kecamatan Bukit Tusam; - Kecamatan Lawe Sumur; | <p>4. <i>Aceh Tenggara Regency has 16 subdistricts, which is:</i></p> <ul style="list-style-type: none"> - <i>Lawe Alas Subdistrict;</i> - <i>Babul Rahmah Subdistrict;</i> - <i>Tanoh Alas Subdistrict;</i> - <i>Lawe Sigala-gala Subdistrict;</i> - <i>Babul Makmur Subdistrict;</i> - <i>Semadam Subdistrict;</i> - <i>Leuser Subdistrict;</i> - <i>Bambel Subdistrict;</i> - <i>Bukit Tusam Subdistrict;</i> - <i>Lawe Sumur Subdistrict;</i> |

- Kecamatan Babussalam;
 - Kecamatan Lawe Bulan;
 - Kecamatan Badar;
 - Kecamatan Darul Hasanah;
 - Kecamatan Ketambe;
 - Kecamatan Deleng POKHKISEN.
- Babussalam Subdistrict;
 - Lawe Bulan Subdistrict;
 - Badar Subdistrict;
 - Darul Hasanah Subdistrict;
 - Ketambe Subdistrict;
 - Deleng POKHKISEN Subdistrict.
5. Badan Pusat Statistik (BPS) telah melakukan pendataan Potensi Desa (Podes) sejak tahun 1980. Sejak saat itu, Podes dilaksanakan secara rutin sebanyak 3 kali dalam kurun waktu sepuluh tahun untuk mendukung kegiatan Sensus Penduduk, Sensus Pertanian, ataupun Sensus Ekonomi. Dengan demikian, fakta penting terkait ketersediaan infrastruktur dan potensi yang dimiliki oleh setiap wilayah dapat dipantau perkembangannya secara berkala dan terus menerus.
 5. *BPS-Statistics Indonesia has already recorded village potential (Podes) since 1980. Since then, Podes regularly implemented 3 (three) times within ten years to support the activities of the Population Census, Agriculture Census, or Economic Census. Thus, important facts related to the availability of infrastructure and the potential possessed by each region can be monitored regularly and continually.*
 6. Sejak tahun 2008, pendataan Podes mengalami perubahan dengan adanya penambahan kuesioner suplemen kecamatan dan kabupaten/kota. Penambahan kuesioner tersebut bertujuan untuk meningkatkan manfaat data Podes bagi para konsumen data dan pemerintah daerah dalam perencanaan pembangunan wilayah.
 6. *Since 2008, Podes has been changed especially in providing additional information from subSubdistrict and regency/municipality, using separate questionnaires. The goal of these changes is to provide more benefits for data users and local government in regional development planning.*
 7. Data Podes merupakan satu-satunya sumber data kewilayahan yang muatannya beragam dan memberi gambaran tentang situasi pembangunan
 7. *Podes data is the only one source of spatial data consisting of various information and providing a picture of development progress in a region. The Podes data are different*

suatu wilayah (regional). Ini berbeda dengan data dari hasil pendekatan rumah tangga yang lebih menekankan pada dimensi aktivitas sektoral. Keduanya sama penting dan menjadi kekayaan BPS.

8. Cakupan Wilayah Pencacahan Podes dilakukan secara sensus terhadap seluruh wilayah administrasi pemerintahan terendah setingkat desa (yaitu desa, kelurahan, nagari, Unit Permukiman Transmigrasi (UPT)) yang masih dibina oleh kementerian terkait. Berdasarkan hasil Podes 2014, ada sebanyak 82.190 wilayah setingkat desa yang tersebar di 511 kabupaten/kota.
9. Metode Pengumpulan Data Pengumpulan data Podes 2014 dilakukan melalui wawancara langsung oleh petugas terlatih dengan narasumber yang relevan. Petugas adalah aparatur ataupun mitra kerja BPS Kabupaten/Kota, sementara narasumber adalah kepala desa/lurah atau narasumber lain yang memiliki pengetahuan terhadap wilayah target pencacahan.
10. Desa/Kelurahan Tepi Laut adalah desa/kelurahan yang sebagian atau seluruh wilayahnya bersinggungan langsung dengan laut, baik berupa pantai maupun tebing karang.

from data resulted from household surveys focusing on the dimension of Subdistrictal activities. Both kind of data are important and become the trade mark of BPS on the data richness aspect.

8. *Podes Coverage Podes enumeration is implemented as a census of the lowest governmental administrative region equivalent to village (i.e. village, sub-Subdistrict, nagari, and Transmigration Settlement Unit which is still fostered by the relevant ministries). There were 82,190 village-level areas spread over 511 regencies/municipalities based on the result of Podes 2014.*
9. *Method of Data Collection Data collection of Podes 2014 carried out through direct interviews by trained personnel with relevant respondents. The interviewers are BPS Regency/City personnel or partners, meanwhile, the selected respondents are the village head/sub-Subdistrict head or other respondents who have the knowledge towards the target area of enumeration.*
10. *Coastal Village/Coastal Sub-Subdistrict is a village/sub-Subdistrict which some areas are intersect/directly adjacent to the sea, either gently sloping/flat beach or cliffs/reef.*

11. Desa/Kelurahan bukan tepi laut adalah desa/kelurahan yang wilayahnya tidak bersinggungan langsung dengan laut.
 12. Desa/Kelurahan Lereng/Puncak adalah desa/kelurahan yang sebagian besar wilayahnya berada di puncak gunung/pegunungan atau terletak di antara puncak sampai lembah.
 13. Desa/Kelurahan lembah adalah desa/kelurahan yang wilayahnya sebagian besar merupakan daerah rendah yang terletak di antara dua gunung/pegunungan atau daerah yang mempunyai kedudukan lebih rendah dibandingkan daerah sekitarnya.
 14. Desa/Kelurahan Dataran adalah desa/kelurahan yang sebagian besar wilayahnya tampak datar, rata, dan membentang.
11. *Non Coastal Village/Non Coastal Sub-Subdistrict is a village which has no area that intersect/directly adjacent to the sea.*
 12. *Slope/Peak Village/Sub-Subdistrict is a village/sub-Subdistrict which the largest part of village/sub-Subdistrict lies on the highest part of mount/mountain or lies between the peak to the valley.*
 13. *Valley Village/Sub-Subdistrict area is a village/sub-Subdistrict with the largest part of the village/sub-Subdistrict is a low area between two mountains or area that have a position lower than the surrounding areas.*
 14. *Flat Village/Sub-Subdistrict is a village/sub-Subdistrict which the largest part of village1/sub-Subdistrict looked plane, flat, and stretches.*

ULASAN

Secara Geografis wilayah Kabupaten Aceh Tenggara terletak pada 3055'23"-4016'37" Lintang Utara dan 96043'23"-98010'32" Bujur Timur dengan ketinggian 25-1000 m diatas permukaan laut dengan dikelilingi Hutan Taman Nasional Gunung Leuser dan Bukit Barisan.

Sebelah Utara Berbatasan dengan Kabupaten Gayo Lues dan Kabupaten Langkat Provinsi Sumatera Utara, sebelah Timur dengan Kabupaten Langkat dan Kabupaten Tanah Karo Provinsi Sumatera Utara, sebelah Selatan dengan Kota Subulussalam dan Kabupaten Aceh Selatan Provinsi Aceh dan Kabupaten Tanah Karo Provinsi Aceh serta sebelah Barat berbatasan dengan Kabupaten Aceh Selatan dan Kota Subulussalam.

Terbentuk pada tahun 1974 dengan ibukota Kutacane, Kabupaten Aceh Tenggara sampai tahun 2020 terdiri dari 16 Kecamatan dan 385 Desa.

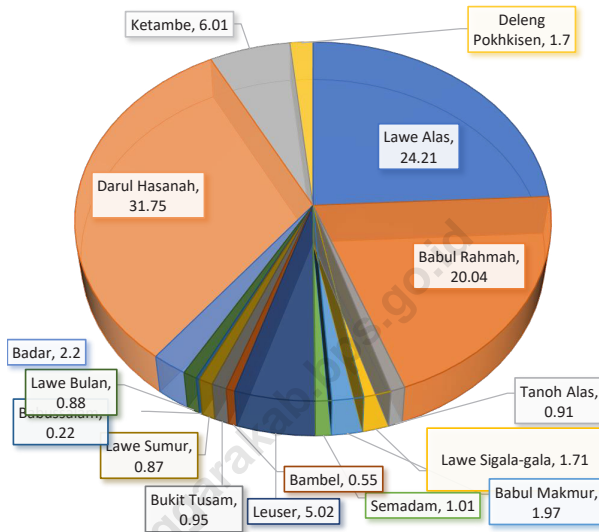
DESCRIPTION

Geographically, Aceh Tenggara Regency is located between 3055'23"-4016'37" North Latitude and 96043'23"-98010'32" East Longitude with 25-1000 m height above sea level also surrounded by Forest of Gunung Leuser National Park and Bukit Barisan.

Border with Gayo Lues Regency and Langkat Regency of Sumatera Utara Province in northside, Langkat and Tanah Karo Regency of Sumatera Utara Province in eastside, Subulussalam Municipality and Aceh Selatan Regency and Tanah Karo of Sumatera Utara Province in southside, and Subulussalam Municipality and Aceh Selatan Regency in westside.

Formed in 1974 with Kutacane as the capital of the regency, until 2020 Aceh Tenggara Regency consist of 16 Regions and 385 Villiages.

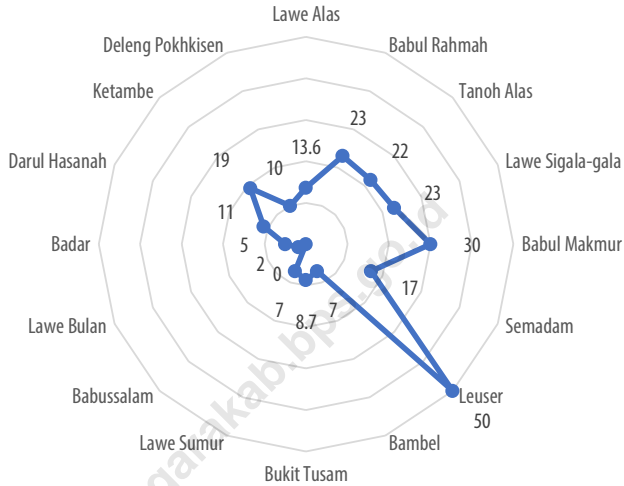
Gambar 1.1 Luas Daerah menurut Kecamatan (%), 2020
Figures 1.1 Area of Subdistrict (%), 2020



Sumber/Source : Bappeda Kabupaten Aceh Tenggara, Badan Pusat Statistik Kabupaten Aceh Tenggara/Bappeda of Aceh Tenggara Regency, BPS-Statistic of Aceh Tenggara Regency

Gambar 1.2
Figures

Jarak ke Ibukota Kabupaten Menurut Kecamatan , 2020
Distance to the Capital Of Regency by Subdistrict, 2020



Sumber/Source: Badan Pusat Statistik Kabupaten Aceh Tenggara, Digital Evaluation Model Nasional (Demnas) BIG / BPS-Statistic of Aceh Tenggara Regency, National Digital Evaluation Model (Demnas) BIG

1.1 KEADAAN GEOGRAFI GEOGRAPHY CONDITION

Tabel 1.1.1 **Luas Daerah dan Jumlah Pulau Menurut Kecamatan di Kabupaten Aceh Tenggara, 2020**
Table 1.1.1 **Total Area and Number of Islands by Subdistrict in Aceh Tenggara Regency, 2020**

| Kecamatan Subdistrict | Ibukota Kecamatan Capital of Subdistrict | Luas Total Area (km ² /sq.km) |
|--------------------------|---|--|
| (1) | (2) | (3) |
| Lawe Alas | Ngkeran | 1 027,10 |
| Babul Rahmah | Lawe Sumur | 850,28 |
| Tanoh Alas | Tenembak Alas | 38,70 |
| Lawe Sigala-gala | Lawe Sigala | 72,39 |
| Babul Makmur | Cinta Makmur | 83,49 |
| Semadam | Simpang Semadam | 42,98 |
| Leuser | Kane Mende | 212,93 |
| Bambel | Kuta Lang Lang | 23,30 |
| Bukit Tusam | Lawe Dua | 40,32 |
| Lawe Sumur | Lawe Perlak | 36,88 |
| Babussalam | Kutacane | 9,48 |
| Lawe Bulan | Simpang Empat | 37,14 |
| Badar | Purwodadi | 93,18 |
| Darul Hasanah | Mamas | 1 346,72 |
| Ketambe | Lawe Beringin | 255,07 |
| Deleng Pokhkisen | Beriring Naru | 72,08 |
| Aceh Tenggara | Babussalam | 4 242,04 |

Lanjutan Tabel/*Continued Table* 1.1.1

| Kecamatan <i>Subdistrict</i> | Persentase terhadap Luas Kabupaten <i>Percentage to Regenc Area</i> | Jumlah Pulau <i>Number of Islands</i> |
|---------------------------------|--|--|
| (1) | (4) | (5) |
| Lawe Alas | 24,21 | - |
| Babul Rahmah | 20,04 | - |
| Tanoh Alas | 0,91 | - |
| Lawe Sigala-gala | 1,71 | - |
| Babul Makmur | 1,97 | - |
| Semadam | 1,01 | - |
| Leuser | 5,02 | - |
| Bambel | 0,55 | - |
| Bukit Tusam | 0,95 | - |
| Lawe Sumur | 0,87 | - |
| Babussalam | 0,22 | - |
| Lawe Bulan | 0,88 | - |
| Badar | 2,20 | - |
| Darul Hasanah | 31,75 | - |
| Ketambe | 6,01 | - |
| Deleng Pokhkisen | 1,70 | - |
| Aceh Tenggara | 100,00 | - |

Sumber/*Source*: Bappeda Kabupaten Aceh Tenggara, Badan Pusat Statistik Kabupaten Aceh Tenggara/*Bappeda of Aceh Tenggara Regency, BPS-Statistic of Aceh Tenggara Regency*

Tabel 1.1.2 **Tinggi Wilayah dan Jarak ke Ibukota Kabupaten Menurut Kecamatan di Kabupaten Aceh Tenggara, 2020**
Altitude and Distance to the Capital of Regency by Subdistrict in Aceh Tenggara Regency, 2020

| Kecamatan Subdistrict | Tinggi Wilayah (mdpl) Altitude (m a.s.l) | Jarak ke Ibukota Kabupaten Distance to the Capital of Regency |
|--------------------------|---|--|
| (1) | (2) | (3) |
| Lawe Alas | ... | 13,6 |
| Babul Rahmah | ... | 23,0 |
| Tanoh Alas | ... | 22,0 |
| Lawe Sigala-gala | ... | 23,0 |
| Babul Makmur | ... | 30,0 |
| Semadam | ... | 17,0 |
| Leuser | ... | 50,0 |
| Bambel | ... | 7,0 |
| Bukit Tusam | ... | 8,7 |
| Lawe Sumur | ... | 7,0 |
| Babussalam | ... | ... |
| Lawe Bulan | ... | 2,0 |
| Badar | ... | 5,0 |
| Darul Hasanah | ... | 11,0 |
| Ketambe | ... | 19,0 |
| Deleng Pokhkisen | ... | 10,0 |
| Aceh Tenggara | 163,73¹ | |

Catatan/Note: ¹ Peta RBI Skala 1:25.000 Tahun 2014, Digital Elevation Model Nasional (Demnas) BIG / RBI Map Scale 1:25.000 at 2014, National Digital Evaluation Model (Demnas) BIG

Sumber/Source: Badan Pusat Statistik Kabupaten Aceh Tenggara, Digital Evaluation Model Nasional (Demnas) BIG / BPS-Statistic of Aceh Tenggara Regency, National Digital Evaluation Model (Demnas) BIG

Tabel
Table 1.1.3

Nama-Nama Sungai yang Melintas dan Nama Gunung di Kabupaten Aceh Tenggara, 2020
Name of Rivers and Mountains in Aceh Tenggara Regency, 2020

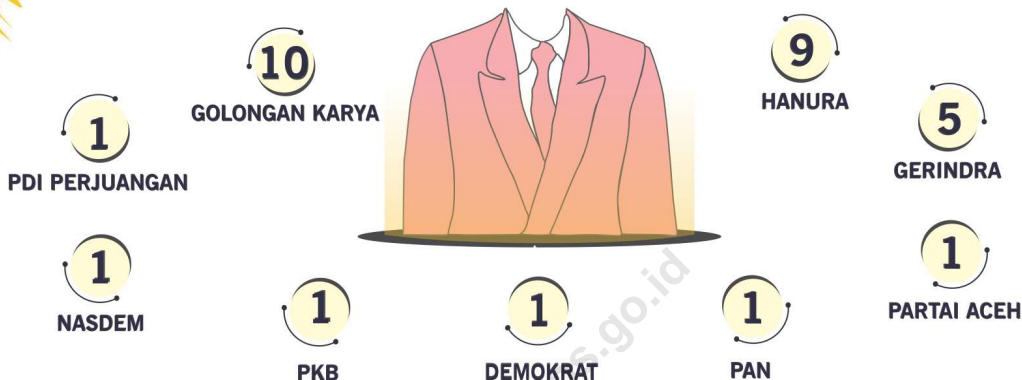
| Kecamatan Subdistrict | Nama Sungai Rivers | Nama Gunung Mountains |
|----------------------------------|---|---|
| (1) | (2) | (3) |
| Babul Rahmah | - Lawe Kompas - Lawe Bengkung - Lawe Sulong - Lawe Serakut | |
| Tanoh Alas | - Lawe Sampilang - Lawe Kongker - Lawe Kompas - Lawe Pio - Lawe Mamas | - Dg. Rutungtajal - Dg. Megaro - Gunung Uning Sigugur - Dl. Kukuran - Bukit Panji |
| Lawe Sigala-gala | - Lawe Tua - Lawe Sigalagala | |
| Leuser | - Lawe Peparit - Lawe Alas - Lawe Buahun Alas | |
| Bambel | - Lawe Lining - Lawe Dua - Lawe Tanduk - Lawe Likat | -Dg. Puntung |
| Lawe Bulan | - Lawe Kinga | |
| Darul Hasanah | - Lawe Setul - Lawe Pungge - Lawe Mamas - Lawe Lekuk - Lawe Buk - Lawe Ketambe | |

Lanjutan Tabel/*Continued Table 1.1.3*

| Kecamatan Subdistrict | Nama Sungai Rivers | Nama Gunung Mountains |
|----------------------------------|---|---|
| (1) | (2) | (3) |
| Babul Rahmah | - Lawe Kompas - Lawe Bengkung - Lawe Sulong - Lawe Serakut | |
| Tanoh Alas | - Lawe Sampilang - Lawe Kongker - Lawe Kompas - Lawe Pio - Lawe Mamas | - Dg. Rutungtajal - Dg. Megaro - Gunung Uning Sigugur - Dl. Kukuran - Bukit Panji |
| Lawe Sigala-gala | - Lawe Tua - Lawe Sigalagala | |
| Leuser | - Lawe Peparit - Lawe Alas - Lawe Buahun Alas | |
| Bambel | - Lawe Lining - Lawe Dua - Lawe Tanduk - Lawe Likat | -Dg. Puntung |
| Lawe Bulan | - Lawe Kinga | |
| Darul Hasanah | - Lawe Setul - Lawe Pungge - Lawe Mamas - Lawe Lekuk - Lawe Buk - Lawe Ketambe | |

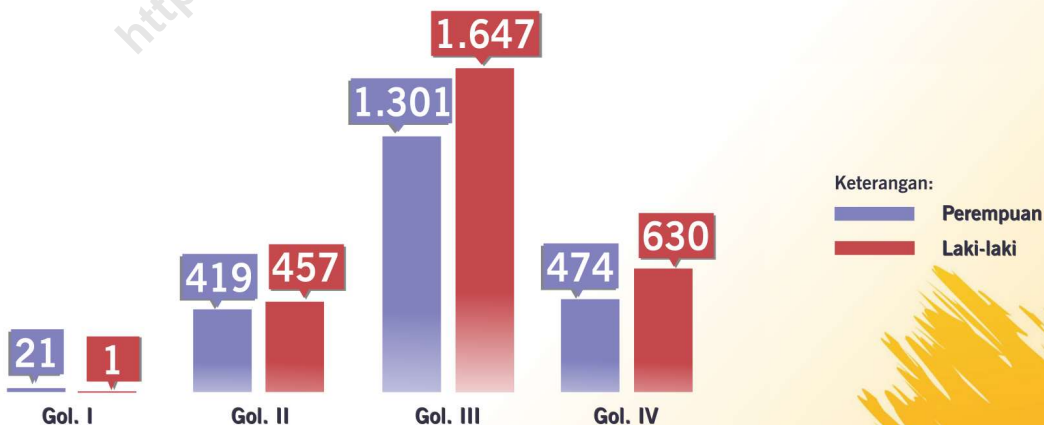
Sumber/*Source*: Balai Taman Nasional Gunung Leuser AcehTenggara/*TNGL Service of Aceh Tenggara Regency*

KOMPOSISI ANGGOTA DPRD KABUPATEN ACEH TENGGARA - BERDASARKAN PARTAI POLIK TAHUN 2019-2024 -



Sumber: Sekretariat DPR Kabupaten Aceh Tenggara

JUMLAH PEGAWAI NEGERI SIPIL KABUPATEN ACEH TENGGARA MENURUT GOLONGAN DAN JENIS KELAMIN TAHUN 2020



Sumber: Badan Kepegawaian dan Pengembangan Sumber Daya Manusia Kabupaten Aceh Tenggara

PENJELASAN TEKNIS**TECHNICAL NOTES**

- | | |
|---|--|
| <p>1. Anggota Dewan Perwakilan Rakyat Daerah (DPRD) dipilih melalui pemilihan umum (pemilu) dan dilantik dalam masa jabatan lima tahun.</p> | <p>1. <i>Regional House of Representatives (DPRD) members are elected through a general election and appointed for a five-years membership.</i></p> |
| <p>2. Susunan pemerintahan Kabupaten Aceh Tenggara periode 2014–2019 terdiri dari bupati, wakil bupati, lembaga tinggi negara, kementerian, setingkat menteri, dan Lembaga Pemerintahan Non Kementerian (LPNK).</p> | <p>2. <i>The government structure of the Republic of Indonesia period 2009–2014 consists of president, vice president, state supreme agencies, ministries, ministerial level institutions, and non-ministerial institutions.</i></p> |
| <p>3. Lembaga tinggi negara terdiri dari Majelis Permusyawaratan Rakyat (MPR), Dewan Perwakilan Rakyat (DPR), Badan Pemeriksa Keuangan (BPK), dan Mahkamah Agung (MA), Dewan Perwakilan Daerah (DPD), Mahkamah Konstitusi (MK), dan Komisi Yudisial (KY).</p> | <p>3. <i>State supreme agencies consist of The People's Consultative Assembly, The House of Representative, The Audit Board of the Republic of Indonesia, Supreme Court, Local Councils, Constitutional Court, and Judicial Commission.</i></p> |
| <p>4. Kementerian terdiri dari kementerian koordinator dan kementerian.</p> | <p>4. <i>Ministries consist of coordinating ministry and departmental ministry.</i></p> |
| <p>5. Kementerian koordinator terdiri dari bidang politik, hukum, dan keamanan (Polhukam), bidang perekonomian, bidang pembangunan manusia dan kebudayaan, dan bidang kemaritiman.</p> | <p>5. <i>Coordinating ministries consist of Coordinating Ministry for Political, Legal, and Security Affairs, Coordinating Ministry for the Economy, Coordinating Ministry for Maritime Affairs, and Coordinating Ministry for Human Development and Culture</i></p> |
| <p>6. Kementerian terdiri dari Kementerian Sekretaris Negara,</p> | <p>6. <i>Departmental Ministries consist of</i></p> |

Kementerian Dalam Negeri, Kementerian Luar Negeri, Kementerian Perencanaan Pembangunan Nasional/Bappenas, Kementerian Pertahanan, Kementerian Hukum dan Hak Asasi Manusia, Kementerian Keuangan, Kementerian Energi dan Sumber Daya Mineral, Kementerian Perindustrian, Kementerian Perdagangan, Kementerian Pertanian, Kementerian Perhubungan, Kementerian Kelautan dan Perikanan, Kementerian Ketenagakerjaan, Kementerian Badan Usaha Milik Negara, Kementerian Koperasi dan UKM, Kementerian Pekerjaan Umum dan Perumahan Rakyat, Kementerian Lingkungan Hidup dan Kehutanan, Kementerian Agraria dan Tata Ruang/Badan Pertanahan Nasional, Kementerian Kesehatan, Kementerian Kebudayaan dan Pendidikan Dasar Menengah, Kementerian Sosial, Kementerian Agama, Kementerian Pariwisata, Kementerian Komunikasi dan Informatika, Kementerian Pendayagunaan Aparatur Negara dan Reformasi Birokrasi, Kementerian Pemuda dan Olahraga, Kementerian Desa, Pembangunan Daerah Tertinggal dan Transmigrasi, Kementerian Riset Teknologi dan Pendidikan Tinggi, dan Kementerian Pemberdayaan Perempuan dan Perlindungan Anak.

State Secretary; Ministry of Home Affairs; Ministry of Foreign Affairs; Ministry of National Development Planning/Chairperson of National Development Planning Agency; Ministry of Defense; Ministry of Justice and Human Rights; Ministry of Finance; Ministry of Energy and Mineral Resources; Ministry of Industry; Ministry of Trade; Ministry of Agriculture; Ministry of Transportation; Ministry of Maritime Affairs and Fisheries; Ministry of Manpower; Ministry of State Owned Enterprises; Ministry of Cooperatives and Small and Medium Enterprises; Ministry of Public Works and Public Housing; Ministry of Environment and Forestry; Ministry of Agrarian Affairs and Spatial Planning/National Land Agency; Ministry of Health; Ministry of Culture and Elementary & Secondary Education; Ministry of Social Services; Ministry of Religious Affairs; Ministry of Tourism; Ministry of Communication and Informatics; Ministry of Empowerment of State Apparatus and Bureaucracy Reform; Ministry of Youth and Sports Affairs; Ministry of Village Development, Disadvantaged Regions and Transmigration; Ministry of Research, Technology, and Higher Education; and Ministry of Women Empowerment and Child Protection.

7. Setingkat Menteri terdiri dari Kejaksaan Agung, Tentara

7. *Ministerial Level Officials consist of, Attorney General, Indonesian*

Nasional Indonesia, dan Kepolisian Negara Republik Indonesia

National Defense Force, and Indonesian National Police.

8. Lembaga Pemerintah Non Kementerian terdiri dari Arsip Nasional Republik Indonesia, Badan Intelijen Negara, Badan Kepegawaian Negara, Badan Kependudukan dan Keluarga Berencana Nasional, Badan Koordinasi Penanaman Modal, Badan Informasi Geospasial, Badan Meteorologi, Klimatologi, dan Geofisika, Badan Narkotika Nasional, Badan Nasional Penanggulangan Bencana, Badan Nasional Penanggulangan Terorisme, Badan Nasional Penempatan dan Perlindungan Tenaga Kerja Indonesia, Badan Pengawasan Obat dan Makanan, Badan Pengawasan Tenaga Nuklir, Badan Pengawasan Keuangan dan Pembangunan, Badan Pengkajian dan Penerapan Teknologi, Badan Pusat Statistik, Badan SAR Nasional, Badan Standardisasi Nasional, Badan Tenaga Nuklir Nasional, Lembaga Administrasi Negara, Lembaga Ilmu Pengetahuan Indonesia, Lembaga Ketahanan Nasional, Lembaga Kebijakan Pengadaan Barang/Jasa Pemerintah, Lembaga Penerbangan dan Antariksa Nasional, Lembaga Sandi Negara, dan Perpustakaan Nasional Republik Indonesia.
8. *Non Ministerial Institutions consist of National Archive of the Republic of Indonesia, State Intelligence Board, National Civil Service Agency, National Population and Family Planning Board, Investment Coordinating Board, Geospatial Information Agency, Meteorology, Climatology, and Geophysics Agency, National Narcotics Agency, National Agency for Disaster Management, National Counter Terrorism Agency, The National Authority for The Placement and Protection of Indonesian Overseas Workers, National Agency of Drugs and Foods Control, Nuclear Energy Controlling Board, Audit and Development Supervising Agency, Agency for the Assesment and Application Technology, BPS-Statistics Indonesia, National Search and Rescue Agency, National Standardization Board, National Nuclear Energy Board, National Institute of Administration, National Institute of Science, National Resilience Institute, Government Procurement Policy Board, National Institute of Space and Aeronautics, National Crypto Agency, and National Library of Republic of Indonesia.*

ULASAN

Kabupaten Aceh Tenggara pada awal terbentuk tahun 1974 terdiri dari 9 kecamatan dan saat ini berkembang menjadi 16 kecamatan yaitu Kecamatan Lawe Alas, Babul Rahmah, Tanoh Alas, Lawe Sigala-Gala, Babul Makmur, Semadam, Leuser, Babel, Bukit Tusam, Lawe Sumur, Babussalam, Lawe Bulan, Badar, Darul Hasanah, Ketambe, dan Deleng Pokhkisen.

Jumlah desa di kabupaten Aceh Tenggara seluruhnya sebanyak 385 desa, yang terdiri dari 28 desa di Kecamatan Lawe Alas, 27 desa di Kecamatan Babul Rahmah, 14 Desa di Kecamatan Tanoh Alas, 35 Desa di Kecamatan Lawe Sigala gala, 21 Desa di Kecamatan Babul Makmur, 19 Desa di Kecamatan Semadam, 23 Desa di Kecamatan Leuser, 33 Desa di Kecamatan Babel, 23 Desa di Kecamatan Bukit Tusam, 18 Desa di Kecamatan Lawe Sumur, 27 Desa di Kecamatan Babussalam, 24 Desa di Kecamatan Lawe Bulan, 18 Desa di Kecamatan Badar, 28 Desa di Kecamatan Darul Hasanah, 25 Desa di Kecamatan Ketambe, dan 22 Desa di Kecamatan Deleng Pokhkisen.


DESCRIPTION

Aceh Tenggara Regency formed in 1974 at beginning have 9 Subdistricts and now increasing to 16 Subdistricts, these are namely Lawe Alas, Babul Rahmah, Tanoh Alas, Lawe Sigala gala, Babul Makmur, Semadam, Leuser, Babel, Bukit Tusam, Lawe Sumur, Babussalam, Lawe Bulan, Badar, Darul Hasanah, Ketambe, dan Deleng Pokhkisen.

Total village in Aceh Tenggara Regency are 385 that consist of 24 villages in Lawe Alas, 27 villages in Babul Rahmah, 14 Villages in Tanoh Alas, 35 Villages in Lawe Sigala ga, 21 Villages in Babul Makmur, 19 Villages in Semadam, 23 Villages in Leuser, 33 Villages in Babel, 23 Villages in Bukit Tusam, 18 Villages in Lawe Sumur, 27 Villages in Babussalam, 24 Villages in Lawe Bulan, 18 Villages in Badar, 28 Villages in Darul hasanah, 25 Villages in Ketambe, and 22 Villages in Deleng Pokhkisen.

Gambar 2.1
Figures

Jumlah Desa Menurut Kecamatan di Kabupaten Aceh Tenggara, 2020
Number of Villages by Subdistrict in Aceh Tenggara Regency, 2020



Sumber/Source : Peraturan Kepala Badan Pusat Statistik Nomor 1 Tahun 2020 Tanggal 5 Februari 2020 tentang Perubahan Atas Peraturan Kepala Badan Pusat Statistik Nomor 3 Tahun 2019 tentang Kode dan Nama Wilayah Kerja Statistik Tahun 2019/Chief Statistician Regulation Number 1/2020, February 5 2020, as a revision of Chief Statistician Regulation Number 3 of 2019 on Code and Name of Regional Level of Data Collection.

2.1 WILAYAH ADMINISTRATIF ADMINISTRATIVE AREA

Tabel 2.1.1 Jumlah Desa Menurut Kecamatan di Kabupaten Aceh Tenggara, 2016–2020
Table 2.1.1 *Number of Villages by Subdistrict in Aceh Tenggara Regency, 2016–2020*

| Kecamatan Subdistrict | 2016 | 2017 | 2018 | 2019 | 2020 |
|--------------------------|------------|------------|------------|------------|------------|
| (1) | (2) | (3) | (4) | (5) | (6) |
| Lawe Alas | 28 | 28 | 28 | 28 | 28 |
| Babul Rahmah | 27 | 27 | 27 | 27 | 27 |
| Tanoh Alas | 14 | 14 | 14 | 14 | 14 |
| Lawe Sigala-gala | 35 | 35 | 35 | 35 | 35 |
| Babul Makmur | 21 | 21 | 21 | 21 | 21 |
| Semadam | 19 | 19 | 19 | 19 | 19 |
| Leuser | 23 | 23 | 23 | 23 | 23 |
| Bambel | 33 | 33 | 33 | 33 | 33 |
| Bukit Tusam | 23 | 23 | 23 | 23 | 23 |
| Lawe Sumur | 18 | 18 | 18 | 18 | 18 |
| Babussalam | 27 | 27 | 27 | 27 | 27 |
| Lawe Bulan | 24 | 24 | 24 | 24 | 24 |
| Badar | 18 | 18 | 18 | 18 | 18 |
| Darul Hasanah | 28 | 28 | 28 | 28 | 28 |
| Ketambe | 25 | 25 | 25 | 25 | 25 |
| Deleng Pokhkisen | 22 | 22 | 22 | 22 | 22 |
| Aceh Tenggara | 385 | 385 | 385 | 385 | 385 |

Sumber/Source: Peraturan Kepala Badan Pusat Statistik Nomor 1 Tahun 2020 Tanggal 5 Februari 2020 tentang Perubahan Atas Peraturan Kepala Badan Pusat Statistik Nomor 3 Tahun 2019 tentang Kode dan Nama Wilayah Kerja Statistik Tahun 2019/Chief Statistician Regulation Number 1/2020, February 5 2020, as a revision of Chief Statistician Regulation Number 3 of 2019 on Code and Name of Regional Level of Data Collection.

Tabel
Table 2.1.2

Nama-Nama Bupati dan Pejabat Bupati Kabupaten Aceh Tenggara yang Telah Menjalankan Tugas Sejak Tahun 1975 - 2020
Names of District Heads and Officials of the Regent of Aceh Tenggara Regency who Have Been Carrying Out Tasks from 1975 to 2020

| Nama Name | Jabatan Position | Masa Jabatan Period |
|----------------------------|-----------------------------------|--------------------------------------|
| (1) | (2) | (3) |
| H. Syahadat | Bupati Aceh Tenggara | 1975 – 1980 |
| Drs. A. Djalil | Pj. Bupati Aceh Tenggara | 1980 – 1981 |
| T. Djohan Syahbudin,SH | Bupati Aceh Tenggara | 1981 – 1986 |
| Drs. Soetardjo | Bupati Aceh Tenggara | 1986 |
| T. Iskandar | Bupati Aceh Tenggara | 1986 – 1991 |
| Drs. H. Syahbudin, BP | Bupati Aceh Tenggara | 1991 – 1996 |
| Drs. H. Syahbudin, BP | Bupati Aceh Tenggara | 1996 – 2001 |
| Drs. H. Armen Desky | Bupati Aceh Tenggara | 2001 – 2006 |
| Drs. Rajadin | Pj. Bupati Aceh Tenggara | 2006 |
| Drs. Martin Desky | Pj. Bupati Aceh Tenggara | 2007 |
| H. Hasanuddin, B | Bupati Aceh Tenggara | 2007 s/d 2013 |
| H. Hasanuddin, B | Bupati Aceh Tenggara | 2013 s/d 2017 |
| Raidin Pinim, MAP | Bupati Aceh Tenggara | 2017 s/d Sekarang |

Sumber/Source: Bagian Pemerintahan Setdakab Aceh Tenggara/General Affair Division at Secretariat of Aceh Tenggara Regency

Tabel
Table 2.1.3**Nama Camat dan Jumlah Mukim Menurut Kecamatan di Kabupaten Aceh Tenggara, 2020**
Name of Head of Subdistrict and Number of Mukim by District in Aceh Tenggara Regency, 2020

| Kecamatan Subdistrict | Nama Camat Name of Subdistrict Leader | Mukim Mukim |
|--------------------------|--|----------------|
| (1) | (2) | (3) |
| Lawe Alas | Sudirman, SE | 4 |
| Babul Rahmah | Haddin, SE | 3 |
| Tanoh Alas | Madun Kamil, S.Pd | 3 |
| Lawe Sigala-Gala | Ramadani, S.STP, MM | 4 |
| Babul Makmur | Ismaidi, ST | 3 |
| Semadam | H. Abdul Kaharuddin, S.Sos | 3 |
| Leuser | Juanda, SE | 3 |
| Bambel | Asaludin, SE | 4 |
| Bukit Tusam | Syukri, SE, MM | 3 |
| Lawe Sumur | Sudarmi, SP | 3 |
| Babussalam | Rahmad Fadli, S.STP, MM | 3 |
| Lawe Bulan | Saliman Desky, BA | 3 |
| Badar | Syafriadi, SH | 3 |
| Darul Hasanah | Tarmizi, SP,MM | 3 |
| Ketambe | Riduansyah, S.Sos | 3 |
| Deleng Pookhisen | Zainul Arifin, SE | 3 |

Sumber/Source: Bagian Pemerintahan Setdakab Aceh Tenggara/General Affair Division at Secretariat of Aceh Tenggara Regency

Tabel
Table 2.1.4

Nama-Nama Desa, Nama Kepala Desa dan Jumlah Dusun di Kecamatan Lawe Alas Kabupaten Aceh Tenggara, 2020
Name of Village, Village Leader, and Number of Sub Village in Lawe Alas Subdistrict of Aceh Tenggara Regency, 2020

| Desa Village | Nama Kepala Desa Name of Village Leader | Jumlah Dusun Number of Sub Village |
|-------------------------------|--|---|
| (1) | (2) | (3) |
| Muara Baru | Sijahudin | 4 |
| Pasir Bangun | Sudirman, Se | 4 |
| Ngkeran | Mishar | 3 |
| Lawe Kongkir | Salimin | 4 |
| Kubu | Zulkarnedi | 3 |
| Kuta Cingkam II | Alimin | 4 |
| Kuta Cingkam I | Suhardi S | 3 |
| Lawe Sempilang | Sahdian Hasbi | 3 |
| Kuta Batu II | Anwarsyah | 3 |
| Kuta Batu I | Seh Muhammad Amin | 4 |
| Prapat Batu Nunggul | Salamandi | 3 |
| Pulo Sepang | Iskandarsyah | 3 |
| Paya Munje | Bukhari | 4 |
| Darul Amin | Supriadi | 4 |
| Lawe Lubang Indah | Sabirinsyah | 4 |
| Batu Hamparan | Alias | 3 |
| Rih Mbelang | Sahbudin | 4 |
| Kute Batu Baru | Mhd Sahril | 4 |
| Rumah Kampung | Juanda | 3 |
| Pasekh Pekhmate | Iskandar Julkarnaen | 4 |
| Pasir Nunggul | Sukran | 4 |
| Lawe Kongkir Hilir | Supriyandi | 4 |
| Pulo Ndadap | Insan Basri | 4 |
| Pintu Khimbe | Rasidan | 4 |
| Pulo Gadung | Jumadin S | 3 |
| Cingkam Meranggun | Suharto | 3 |
| Pasir Nunang | Rasidin | 3 |
| Deleng Kukusen | Barudin | 3 |

Sumber/Source: Bagian Pemerintahan Setdakab Aceh Tenggara/General Affair Division at Secretariat of Aceh Tenggara Regency

Tabel
Table 2.1.5

Nama-Nama Desa, Nama Kepala Desa dan Jumlah Dusun di Kecamatan Babul Rahmah Kabupaten Aceh Tenggara, 2020
Name of Village, Village Leader, and Number of Sub Village in Babul Rahmah Subdistrict of Aceh Tenggara Regency, 2020

| Desa Village | Nama Kepala Desa Name of Village Leader | Jumlah Dusun Number of Sub Village |
|---------------------|--|---|
| (1) | (2) | (3) |
| Penguhapan | Mahrim | 2 |
| Salim Pipit | Pegedang | 2 |
| Lawe Sumur | Sabri | 3 |
| Uning Sigugur | Arifin Sastra Jaya | 3 |
| Kuta Lang Lang | Sanusi | 3 |
| Lumban Sitio Tio | Arlina Siagian | 2 |
| Meranti | Belman | 2 |
| Perdamean | Jonner | 3 |
| Mutiara Damai | Sukandi | 2 |
| Lumban Tua | Dimres Saut Barita | 3 |
| Dolok Nauli | Ali Hasmi | 3 |
| Tuhi Jongkat | Abdul Rahman | 2 |
| Titi Mas | Rabusah | 3 |
| Lawe Malun | Royal | 3 |
| Alur Baning | Dinto Efendi | 2 |
| Sigai Indah | Antoni | 3 |
| Sumur Alas | Aminullah | 3 |
| Tuah Mesade | Rul Amri | 3 |
| Lingga Alas | Samsul Bahri | 2 |
| Rambung Tubung | Basri | 3 |
| Sperinding | Parsaoran | 2 |
| Tanah Subur | Eslan Nainggolan | 3 |
| Pinggane Mblang | Salidin | 3 |
| Ukir Deleng | Mangapul | 3 |
| Alas Mesikhat | Abd Rahman | 2 |
| Titi Harapan | Ilham Sh | 3 |
| Alur Baru | Jeri Simamora | 2 |

Sumber/Source: Bagian Pemerintahan Setdakab Aceh Tenggara/General Affair Division at Secretariat of Aceh Tenggara Regency

Tabel
Table 2.1.6

**Nama-Nama Desa, Nama Kepala Desa dan Jumlah Dusun
di Kecamatan Tanoh Alas Kabupaten Aceh Tenggara, 2020**
**Name of Village, Village Leader, and Number of Sub Village in
Tanoh Alas Subdistrict of Aceh Tenggara Regency, 2020**

| Desa Village | Nama Kepala Desa Name of Village Leader | Jumlah Dusun Number of Sub Village |
|-------------------------|--|---|
| (1) | (2) | (3) |
| Alur Langsung | Usulludin | 3 |
| Lawe Tungkal | Jalaludin | 3 |
| Rumah Luar | Jaherudin | 3 |
| Rambah Sayang | Selamat | 3 |
| Jambur Damar | Alam Syah | 3 |
| Tenembak Alas | Madun Kamil | 3 |
| Salim Pinim | Dasiman Pagan | 3 |
| Rutung Mbelang | Alimudin | 3 |
| Setambul Jaya | Hamdan | 3 |
| Alur Nangka | Imin | 3 |
| Timang Rasa | Kari | 3 |
| Jambur Permata | Rabusin | 3 |
| Kute Mejile | Zainudin | 3 |
| Salim Pinim II | Imanudin | 3 |

Sumber/Source: Bagian Pemerintahan Setdakab Aceh Tenggara/General Affair Division at Secretariat of Aceh Tenggara Regency

Tabel
Table 2.1.7

Nama-Nama Desa, Nama Kepala Desa dan Jumlah Dusun di Kecamatan Lawe Sigala-gala Kabupaten Aceh Tenggara, 2020
Name of Village, Village Leader, and Number of Sub Village in Lawe Sigala-gala Subdistrict of Aceh Tenggara Regency, 2020

| Desa Village | Nama Kepala Desa Name of Village Leader | Jumlah Dusun Number of Sub Village |
|----------------------|--|---|
| (1) | (2) | (3) |
| Lawe Loning Gab | Budimanson Siburian | 3 |
| Lawe Loning Aman | Amirullah | 3 |
| Gabungan Parsaoran | Amir Panjaitan | 3 |
| Kedataran Gab | Bindu Sihite | 3 |
| Kuta Tengah | Hendri Siringo Ringo | 3 |
| Tanah Baru | Budi Silitonga | 3 |
| Lawe Sigala Timur | Nelson Siahaan | 3 |
| Lawe Sigala Barat | Aruan Abdi | 3 |
| Suka Damai | Rusaidi | 3 |
| Lawe Sigala II | Jenni | 3 |
| Lawe Tua Gab | Piter Nababan | 3 |
| Bukit Merdeka | Muhammad Nasir | 3 |
| Lawe Kesumpat | Togar Sitorus | 3 |
| Darul Aman | Bakri | 3 |
| Lawe Loning Sepakat | James Silitonga | 3 |
| Gaya Jaya | Epelina Silitonga | 3 |
| Lawe Loning I | Marulang Bagariang | 3 |
| Lawe Rakat | Parlaungan | 3 |
| Suka Maju | Bilson Purba | 3 |
| Suka Jaya | Ali Amran | 3 |
| Lawe Serke | Rajimin | 3 |
| Lawe Tua Persatuan | Masto Suparman | 3 |
| Lawe Tua Makmur | Hasiholan Silalahi | 3 |
| Bukit Sepakat | Sahidin | 3 |
| Enmya Batu Dua Ratus | Rusdi Shi | 2 |
| Sebungke | Saparilla | 3 |
| Lawe Loning Hakhapen | Sabaruddin | 2 |

Lanjutan Tabel/*Continued Table 2.1.7*

| Desa Village | Nama Kepala Desa Name of Village Leader | Jumlah Dusun Number of Sub Village |
|-------------------------|--|---|
| (1) | (2) | (3) |
| Ndauh Ni Tenggara | Hasudungan Panjaitan | 3 |
| Kertimbang | Ipong | 3 |
| Lawe Sigala Barat Jaya | Muchtar Desky | 3 |
| Lawe Pekhidinan | M Nurdin | 3 |
| Gelah Musara | Zaini Rahman | 3 |
| Mulie Dame | Masudin | 3 |
| Karya Indah | Parto Tambunan | 3 |
| Kayu Mbelin | Aleston Tindaon | 3 |

Sumber/*Source*: Bagian Pemerintahan Setdakab Aceh Tenggara/*General Affair Division at Secretariat of Aceh Tenggara Regency*

Tabel
Table 2.1.8

**Nama-Nama Desa, Nama Kepala Desa dan Jumlah Dusun
di Kecamatan Babul Makmur Kabupaten Aceh Tenggara,
2020**
*Name of Village, Village Leader, and Number of Sub Village in
Babul Makmur Subdistrict of Aceh Tenggara Regency, 2020*

| Desa Village | Nama Kepala Desa Name of Village Leader | Jumlah Dusun Number of Sub Village |
|-------------------------|--|---|
| (1) | (2) | (3) |
| Muara Situlen | M Arsad | 3 |
| Pardamean | Posman Siregar | 3 |
| Sejahtera | Budiman | 3 |
| Kampung Bhakti | Saptudin | 3 |
| Lawe Perbunga | Jimmy Harry | 3 |
| Cinta Damai | Polke | 3 |
| Pardomuan II | Amran | 3 |
| Lawe Deski Sabas | Edison Pasaribu | 3 |
| Pardomuan I | Rudol Nababan | 3 |
| Lawe Deski I | Saidin Karo Karo | 3 |
| Musara Setia | Tahan | 3 |
| Sejahtera Baru | Helena | 3 |
| Tanoh Alas | Ernawati | 3 |
| Cinta Makmur | Jontaruddin | 3 |
| Lawe Mantik | Marudut Nababan | 3 |
| Kute Makmur | Goklas Silitonga | 3 |
| Lawe Desky Tengah | Alber Nainggolan | 2 |
| Lawe Tawakh | Agus Salim Efendy | 3 |
| Sabilussalam | Muliadi Putra | 2 |
| Deski Jaya | Semadi | 2 |
| Pintu Alas | Syahrul | 3 |

Sumber/Source: Bagian Pemerintahan Setdakab Aceh Tenggara/General Affair Division at Secretariat of Aceh Tenggara Regency

Tabel
Table 2.1.9

**Nama-Nama Desa, Nama Kepala Desa dan Jumlah Dusun
di Kecamatan Semadam Kabupaten Aceh Tenggara, 2020**
**Name of Village, Village Leader, and Number of Sub Village in
Semadam Subdistrict of Aceh Tenggara Regency, 2020**

| Desa Village | Nama Kepala Desa Name of Village Leader | Jumlah Dusun Number of Sub Village |
|-------------------------|--|---|
| (1) | (2) | (3) |
| Lawe Kinga T Tinggi | Hajidin | 3 |
| Lawe Beringin Horas | Sabarudin | 2 |
| Lawe Beringin Gayo | Ibnu Joko Susilo | 3 |
| Suka Makmur | Samiran | 2 |
| Ngk Alur Buluh | Endri | 3 |
| Simpang Semadam | Irwansyah | 4 |
| Semadam Awal | Hasbi Wahidi | 3 |
| Kebun Sere | Dison Ria Aruan | 2 |
| Semadam Asal | Sahidin | 3 |
| Lawe Kinga Gab | Sahiruddin | 3 |
| Titi Pasir | Sukro Yadi | 3 |
| Pasar Puntung | Imam Sahrudin | 2 |
| Lawe Petanduk | Rasmi Br Purba | 3 |
| Sepakat Segenep | M Tamin | 3 |
| Kampung Baru | Baharuddin | 3 |
| Selamat Indah | Nyakman | 3 |
| Lawe Mejile | Saripuddin | 4 |
| Lawe Kinga Lapter | Harta | 2 |
| Lawe Petanduk I | Delince | 3 |

Sumber/Source: Bagian Pemerintahan Setdakab Aceh Tenggara/General Affair Division at Secretariat of Aceh Tenggara Regency

Tabel
Table 2.1.10**Nama-Nama Desa, Nama Kepala Desa dan Jumlah Dusun
di Kecamatan Leuser Kabupaten Aceh Tenggara, 2020**
**Name of Village, Village Leader, and Number of Sub Village in
Leuser Subdistrict of Aceh Tenggara Regency, 2020**

| Desa Village | Nama Kepala Desa Name of Village Leader | Jumlah Dusun Number of Sub Village |
|-------------------------|--|---|
| (1) | (2) | (3) |
| Naga Timbul | Syaiful Alamsyah | 2 |
| Gunung Pak-Pak | Ramadan Brutu | 3 |
| Bunbun Alas | Maulidi | 3 |
| Tanjung Sari | Japusa Lb Toruan | 4 |
| Bintang Alga Musara | Syarifuddin | 2 |
| Bukit Bintang Indah | Dapot Batubara | 4 |
| Suka Damai | Samud | 2 |
| Sepakat | Haripin | 2 |
| Punce Nali | Edi | 3 |
| Sade Ate | Indra Manulang | 2 |
| Arih Mejilai | Aripin Tumangger | 2 |
| Ukhat Peseluk | Nurma Tumangger | 2 |
| Tunas Mude | Derhana Brutu | 2 |
| Gaye Sendah | Mahdi | 2 |
| Kute Hakhapen | Sintong R.S.Naibaho | 1 |
| Tuah Kerine | Majidin | 3 |
| Lawe Sekhakut | Zainuddin | 2 |
| Bun Bun Indah | Nurudin | 3 |
| Laut Tawar | Sastri Karo Karo | 4 |
| Kane Mende | Nasibta. P | 2 |
| Kompas | Ruslan Situmeang | 2 |
| Bukit Meriah | Hasudungan N | 4 |
| Permata Musara | Ahyar Ubaidi | 3 |

Sumber/Source: Bagian Pemerintahan Setdakab Aceh Tenggara/General Affair Division at Secretariat of Aceh Tenggara Regency

Tabel
Table 2.1.11

**Nama-Nama Desa, Nama Kepala Desa dan Jumlah Dusun
di Kecamatan Babel Kabupaten Aceh Tenggara, 2020**
*Name of Village, Village Leader, and Number of Sub Village in
Babel Subdistrict of Aceh Tenggara Regency, 2020*

| Desa Village | Nama Kepala Desa Name of Village Leader | Jumlah Dusun Number of Sub Village |
|--------------------------|--|---|
| (1) | (2) | (3) |
| Tualang Sembilar | Sukardi | 4 |
| Terutung Payung Hilir | Sumiati | 3 |
| Terutung Payung Hulu | Marudin | 3 |
| Likat | M Apria Nursa, S.Pdi | 3 |
| Rikit | Sahril | 3 |
| Kuning I | Sukri Karim | 4 |
| Cinta Damai | Safaruddin | 3 |
| Kuning II | Sabransyah | 3 |
| Kuta Lang Lang | Hajaddin, Se | 3 |
| Pedesi | Hermansyah, Se | 3 |
| Biak Muli | Junaidi, S.Pdi | 4 |
| Terutung Megara Asli | Buhari | 4 |
| Pinding | Musliadi, S.Pdi | 5 |
| Lawe Hijo | Bulkainisah | 3 |
| Babel Gabungan | Nawi, Se | 4 |
| Pulo Kedondong | Bustami, Se | 3 |
| Pulo Perengge | Walidun | 3 |
| Kute Antara | Mahmudin S.Pdi | 3 |
| Terutung Seperai | Rajuandi | 3 |
| Lawe Kihing | Fajar Bahagia Husni, Am.d | 2 |
| Babel | Ade Yovi Novalesi, Se | 4 |
| Kute Seri | Mujiburrahman | 3 |
| Kuta Buluh | Rusli Sani | 2 |
| Tualang Sembilar Baru | Agus Rahmadsyah | 3 |
| Terutung Payung Gabungan | Rudiansyah | 3 |
| Biak Muli Baru | Samadi | 3 |

Lanjutan Tabel/*Continued Table 2.1.11*

| Desa Village | Nama Kepala Desa Name of Village Leader | Jumlah Dusun Number of Sub Village |
|-------------------------|--|---|
| (1) | (2) | (3) |
| Biak Muli Pante Raja | Awaludin, Se | 3 |
| Biak Muli Sejahtera | Musa | 3 |
| Lawe Hijo Metuah | Aminudin | 3 |
| Lawe Hijo Ampera | Salamudin | 3 |
| Lembah Haji | Dulani Ahmad | 3 |
| Kuta Lang Lang Baru | Khairuddin | 3 |
| Pancar Iman | Muhari | 3 |

Sumber/*Source*: Bagian Pemerintahan Setdakab Aceh Tenggara/*General Affair Division at Secretariat of Aceh Tenggara Regency*

Tabel
Table 2.1.12

**Nama-Nama Desa, Nama Kepala Desa dan Jumlah Dusun
di Kecamatan Bukit Tusam Kabupaten Aceh Tenggara,
2020**
*Name of Village, Village Leader, and Number of Sub Village in
Bukit Tusam Subdistrict of Aceh Tenggara Regency, 2020*

| Desa Village | Nama Kepala Desa Name of Village Leader | Jumlah Dusun Number of Sub Village |
|-------------------------|--|---|
| (1) | (2) | (3) |
| Maha Singkil | Dino Maha | 3 |
| Tenembak Bintang | Jemaan | 3 |
| Alur Buluh | Hendri | 2 |
| Tualang Baru | Syabiin | 3 |
| Kuta Lengat Pagan | Jul Hamid | 4 |
| Kuta Lengat Selian | Sudarmono | 3 |
| Kuta Lingga | J. Antoni | 3 |
| Rema | Basri | 3 |
| Lawe Dua Gab | Salimin | 5 |
| Kerukunan | Rasidin | 3 |
| Rikit Bur | Sukri Karim | 3 |
| Amaliah | Jon Aramiko | 3 |
| Gumpang | Asbin Tamy | 3 |
| Pejuang | Rusmidi | 3 |
| Sebudi Jaya | Misdan | 3 |
| Bambel Baru | Abdussamin | 3 |
| Darussalam | Mahmudin | 2 |
| Kute Gekhat | Zulkifli | 3 |
| Mbak Sako | Sofendi, St | 3 |
| Paye Rambung | Samidin Husin | 3 |
| Darul Imami | Amri | 3 |
| Rikit Bur li | Sabtudin | 4 |
| Empat Lima | Ramli | 3 |

Sumber/Source: Bagian Pemerintahan Setdakab Aceh Tenggara/General Affair Division at Secretariat of Aceh Tenggara Regency

Tabel
Table 2.1.13

Nama-Nama Desa, Nama Kepala Desa dan Jumlah Dusun di Kecamatan Lawe Sumur Kabupaten Aceh Tenggara, 2020
Name of Village, Village Leader, and Number of Sub Village in Lawe Sumur Subdistrict of Aceh Tenggara Regency, 2020

| Desa Village | Nama Kepala Desa Name of Village Leader | Jumlah Dusun Number of Sub Village |
|------------------------------|--|---|
| (1) | (2) | (3) |
| Kuta Lesung | Sabirin | 3 |
| Berandang | Saparudin | 4 |
| Lawe Sumur | Kadimin Sp | 4 |
| Terutung Megare Lawe Pasaran | Syapi'l | 3 |
| Kisam Gabungan | Kuswandi Skh | 3 |
| Penosan | Antony Sihombing | 3 |
| Kisam Kute Pasir | Jumatidin | 3 |
| Buah Pala | Alimansyah | 3 |
| Kute Bunin | Ali Hasmi | 3 |
| Lawe Sumur Baru | Abd Halim | 3 |
| Setia Baru | Malidin | 3 |
| Lawe Perlak | Jamudin | 3 |
| Lawe Sumur Sepakat | Umarudin | 4 |
| Terutung Megara Baru | Insanul Pawi | 3 |
| Lawe Pasaran Tengku Mbelin | Hasanudin | 3 |
| Kisam Lestari | Syehmin | 2 |
| Kisam Kuta Rambe | Jani Anwar | 3 |
| Tiger Miko | Abd Mutalib | 3 |

Sumber/Source: Bagian Pemerintahan Setdakab Aceh Tenggara/General Affair Division at Secretariat of Aceh Tenggara Regency

Tabel
Table 2.1.14

**Nama-Nama Desa, Nama Kepala Desa dan Jumlah Dusun
di Kecamatan Babussalam Kabupaten Aceh Tenggara,
2020**
*Name of Village, Village Leader, and Number of Sub Village in
Babussalam Subdistrict of Aceh Tenggara Regency, 2020*

| Desa Village | Nama Kepala Desa Name of Village Leader | Jumlah Dusun Number of Sub Village |
|-------------------------|--|---|
| (1) | (2) | (3) |
| Kuta Rih | Rasidun Skd | 3 |
| Kutacane Lama | Imansyah Gensi, Sh | 3 |
| Perapat Hilir | Safera Antoni | 3 |
| Perapat Hulu | Junedi Selian | 5 |
| Pulo Latong | Sandera Putra | 4 |
| Kota Kutacane | Khairuddin | 5 |
| Muara Lawe Bulan | Alung | 3 |
| Mbarung | M Ramlan | 3 |
| Pulonas | T. Armansyah | 3 |
| Batu Bulan I | Jahudin | 4 |
| Batu Bulan II | Dahmadsah | 3 |
| Batu Bulan Asli | Abdul Muis | 3 |
| Kampung Raja | Mhd Syah Reza | 3 |
| Kampung Melayu Gabungan | Rahmad Riyadi | 2 |
| Terutung Padi | Ali Akbar | 3 |
| Gumpang Jaya | Julkifli Ely Zonny | 3 |
| Batumbulan Baru | Khairuddin | 3 |
| Ujung Barat | Rabusah | 3 |
| Pulo Peding | Suharman | 2 |
| Medabe | Bustamam | 3 |
| Perapat Sepakat | Juleha Purnamawati | 4 |
| Perapat Titi Panjang | Wisnu Wardana Se | 4 |
| Pulo Sanggar | Sahbudin | 3 |
| Mbarung Datuk Saudane | Saridin | 3 |
| Batu Bulan Sepakat | Sapirin | 3 |
| Kampung Melayu I | Rihwansyah.S | 2 |
| Alas Merancar | Zulkifli.P | 2 |

Sumber/Source: Bagian Pemerintahan Setdakab Aceh Tenggara/General Affair Division at Secretariat of Aceh Tenggara Regency

Tabel
Table 2.1.15

**Nama-Nama Desa, Nama Kepala Desa dan Jumlah Dusun
di Kecamatan Lawe Bulan Kabupaten Aceh Tenggara,
2020**
*Name of Village, Village Leader, and Number of Sub Village in
Lawe Bulan Subdistrict of Aceh Tenggara Regency, 2020*

| Desa Village | Nama Kepala Desa Name of Village Leader | Jumlah Dusun Number of Sub Village |
|-------------------------|--|---|
| (1) | (2) | (3) |
| Pasir Penjengakan | Yus Sunarso | 4 |
| Kutambaru | Sultan Mahuri | 4 |
| Pasir Gala | Syafaruddin | 3 |
| Lawe Rutung | Djumala | 5 |
| Kuta Bantil | Hj. Rasini | 2 |
| Lawe Kulok | Maricon | 3 |
| Lawe Sagu Hulu | Arfan Selian | 3 |
| Tenembak Juhar | Swarni | 4 |
| Lawe Sagu Hilir | Abu Hasan | 4 |
| Kp Nangka Gab | Guntar | 3 |
| Telaga Mekar | Jamli | 3 |
| Kute Buluh Botong | Badur Ali | 3 |
| Kute Mbaru Bencawan | Samsul Bahri | 4 |
| Pulonas Baru | Amri | 4 |
| Simpang Empat | Abdullah Sopian | 4 |
| Kandang Belang Mandiri | Abdullah Sani | 3 |
| Mbacang Racun | Togi Hasadran Purba | 2 |
| Lawe Kinge | Adnan | 3 |
| Perapat Timur | Rika Sabti | 3 |
| Bahagia | Sajali | 3 |
| Kuta Galuh | M Hade Sabri | 4 |
| Kute Genting | Rasidan | 3 |
| Lawe Sagu | Sumardi | 4 |
| Kute Pangguh | Mawardi | 4 |

Sumber/Source: Bagian Pemerintahan Setdakab Aceh Tenggara/General Affair Division at Secretariat of Aceh Tenggara Regency

Tabel
Table 2.1.16

**Nama-Nama Desa, Nama Kepala Desa dan Jumlah Dusun
di Kecamatan Badar Kabupaten Aceh Tenggara, 2020**
**Name of Village, Village Leader, and Number of Sub Village in
Badar Subdistrict of Aceh Tenggara Regency, 2020**

| Desa Village | Nama Kepala Desa Name of Village Leader | Jumlah Dusun Number of Sub Village |
|-------------------------|--|---|
| (1) | (2) | (3) |
| Kampung Baru | Muslim | 3 |
| Purwodadi | Ari Kusanto | 3 |
| Lawe Bekung | Afrijal Batubara | 3 |
| Salang Alas | Zulkanedi S.Pdi | 3 |
| Kuta Tinggi | Hasanudin Selian | 3 |
| Peranginan | Belman Pitus | 3 |
| Kuta Pasir | Jamalludin | 3 |
| Natam | Sayendra, Se | 3 |
| Kumbang Jaya | Hamidan | 3 |
| Kumbang Indah | Zainuddin | 3 |
| Deleng Megakhe | Sabaruddin | 3 |
| Lawe Bekung Tempahan | Adiel | 3 |
| Badar Indah | Abi Hasan | 3 |
| Natam Baru | Rudi | 3 |
| Tanah Merah | Fitrah Hardiansyah | 3 |
| Batu Mberong | Pangaloan | 3 |
| Lawe Sekerah | Samsul Bahri | 3 |
| Tanoh Megakhe | Suryadi | 3 |

Sumber/Source: Bagian Pemerintahan Setdakab Aceh Tenggara/General Affair Division at Secretariat of Aceh Tenggara Regency

Tabel
Table 2.1.17

Nama-Nama Desa, Nama Kepala Desa dan Jumlah Dusun di Kecamatan Darul Hasanah Kabupaten Aceh Tenggara, 2020
Name of Village, Village Leader, and Number of Sub Village in Darul Hasanah Subdistrict of Aceh Tenggara Regency, 2020

| Desa Village | Nama Kepala Desa Name of Village Leader | Jumlah Dusun Number of Sub Village |
|---------------------|--|---|
| (1) | (2) | (3) |
| Gulo | Baginde B | 3 |
| Lawe Stul | Aliyas | 3 |
| Kite Meranggun | Rasidin | 3 |
| Pulo Piku | Bustamin | 3 |
| Terutung Kute | Guntur | 3 |
| Kuta Ujung | Alimudin | 3 |
| Mamas | Ledi Atami | 3 |
| Tanjung Lama | Sutra Sakti | 4 |
| Tanjung Muda | Ardianto | 3 |
| Tanjung Aman | Sadimin | 3 |
| Rambung Teldak | Julbahri | 3 |
| Serimuda | Basarudin | 3 |
| Darul Makmur | Aminudin | 2 |
| Kute Rambe | Karno Selian, Spd | 3 |
| Ujung Baru | Supratman | 3 |
| Mamas Baru | Hamim Safrizal | 3 |
| Rambung Jaya | Hambali .Sag | 3 |
| Makmur Jaya | Abdi Beruh | 3 |
| Pulo Gadung | Alimanto | 3 |
| Istiqomah | Abd Rahman | 3 |
| Khotan Jaya | Ismail | 3 |
| Lawe Mamas Indah | Jahidin Desky | 3 |
| Tanjung Baru | Kamisin | 3 |
| Simpang Iv Tanjung | Lahmudin | 3 |
| Tanjung Leuser | Azman Zuhri | 3 |
| Lawe Pinis | Akhir Zaman | 2 |
| Kuning Abadi | Anuar | 3 |
| Buntul Kendawi | Abu Mukmin | 3 |

Sumber/Source: Bagian Pemerintahan Setdakab Aceh Tenggara/General Affair Division at Secretariat of Aceh Tenggara Regency

Tabel
Table 2.1.18

**Nama-Nama Desa, Nama Kepala Desa dan Jumlah Dusun
di Kecamatan Ketambe Kabupaten Aceh Tenggara, 2020**
**Name of Village, Village Leader, and Number of Sub Village in
Ketambe Subdistrict of Aceh Tenggara Regency, 2020**

| Desa Village | Nama Kepala Desa Name of Village Leader | Jumlah Dusun Number of Sub Village |
|-------------------------|--|---|
| (1) | (2) | (3) |
| Deleng Damar | Sumardin | 3 |
| Simpang Iii Jongar | Suburman | 3 |
| Penyebrangan Cingkam | Hajiman Sp | 4 |
| Jongar | Aminnudin Darjo | 3 |
| Lawe Penanggalan | Saiful Bahri | 3 |
| Jambur Lak Lak | Hasan Basri | 3 |
| Lawe Mengkudu | Tawardi | 3 |
| Aunan Sepakat | Mhd Kelana | 4 |
| Ketambe | Asbandi | 4 |
| Rumah Bundar | Safriadi | 3 |
| Kayu Mentangur | Hakimin | 4 |
| Lawe Sembekan | Kasrul Ajwar | 3 |
| Lawe Gekh Gekh | Sunardi | 3 |
| Lawe Beringin | Ali Satumin | 3 |
| Bener Berpapah | Ali Kadri | 3 |
| Datuk Pinding | Angkasah | 3 |
| Penungkunen | Syaiful | 3 |
| Jati Sara | A. Latif Rusdi | 3 |
| Leuser | Pulihno | 3 |
| Bukit Baru | Gunawan | 3 |
| Kati Maju | Sajudin | 3 |
| Lawe Aunan | Riadi Syahputra | 4 |
| Bintang Bener | Rabusah | 3 |
| Suka Rimbun | Asbi Nasri | 3 |
| Simpur Jaya | Ismail | 3 |

Sumber/Source: Bagian Pemerintahan Setdakab Aceh Tenggara/General Affair Division at Secretariat of Aceh Tenggara Regency

Tabel
Table 2.1.19

Nama-Nama Desa, Nama Kepala Desa dan Jumlah Dusun di Kecamatan Deleng Pookhisen Kabupaten Aceh Tenggara, 2020
Name of Village, Village Leader, and Number of Sub Village in Deleng Pookhisen Subdistrict of Aceh Tenggara Regency, 2020

| Desa Village | Nama Kepala Desa Name of Village Leader | Jumlah Dusun Number of Sub Village |
|-------------------------------|--|---|
| (1) | (2) | (3) |
| Bunga Melur | Renni | 2 |
| Terutung Mbelang | Juspel Siahaan | 2 |
| Tenembak Lang Lang | Andin .Sos | 3 |
| Penampaan | Erfan | 3 |
| Tualang Lama | Bahrn Jamil | 3 |
| Lawe Pangkat | T. Bustami Arifin | 3 |
| Gusung Batu | Taeman | 2 |
| Kaya Pangur | Julkipli | 2 |
| Ranto Diur | Oktobertua Hutabarat | 3 |
| Lembah Alas | Sabri Pelis | 3 |
| Kampung Sepakat | Safaruddin | 2 |
| Salang Sigotom | Kamri | 2 |
| Salang Baru | Amris | 3 |
| Salang Muara | Basri | 2 |
| Muhajirin | M Arif Alhusyairi | 2 |
| Beringin Naru | Bahrijal Anwar | 2 |
| Tanoh Khukahen | Saleh | 3 |
| Tading Niulihi | Dedi Mulyadi | 2 |
| Peseluk Pesimbe | Sajali | 3 |
| Kati Jeroh | Rahiman | 2 |
| Kane Lot | Pance | 2 |
| Lawe Hakhum | Bedman | 2 |

Sumber/Source: Bagian Pemerintahan Setdakab Aceh Tenggara/General Affair Division at Secretariat of Aceh Tenggara Regency

2.2 DEWAN PERWAKILAN RAKYAT DAERAH REGIONAL HOUSE OF REPRESENTATIVE

Tabel 2.2.1 Jumlah Anggota Dewan Perwakilan Rakyat Kabupaten Aceh Tenggara, 2020
Number of Regional House of Representatives's Members by Political Parties and Gender in Aceh Tenggara Regency 2020

| Partai Politik <i>Political Parties</i> | Laki-laki <i>Male</i> | Perempuan <i>Female</i> | Jumlah <i>Total</i> |
|--|--------------------------|----------------------------|------------------------|
| (1) | (2) | (3) | (4) |
| PDI PERJUANGAN | 1 | - | 1 |
| GOLKAR | 7 | 3 | 10 |
| HANURA | 9 | - | 9 |
| PARTAI ACEH | 1 | - | 1 |
| GERINDRA | 5 | - | 5 |
| NASDEM | 1 | - | 1 |
| PKB | 1 | - | 1 |
| PAN | 1 | - | 1 |
| DEMOKRAT | 1 | - | 1 |
| Aceh Tenggara | 27 | 3 | 30 |

Sumber/Source: Sekretariat DPR Kabupaten Aceh Tenggara/Secretary of Aceh Tenggara's House of Representative

Tabel
Table 2.2.2

Nama-Nama Pimpinan DPR Kabupaten Aceh Tenggara Sejak Dibentuk/Diundangkan Sebagai Daerah Otonomi Mulai Tahun 1975 Sampai dengan Tahun 2020
Heads of the Aceh Tenggara's House of Representative Since it was Established as an Autonomic Region in 1975 to 2020

| Nama Name | Jabatan Position | Masa Jabatan Period |
|---------------------------------|-----------------------------------|--------------------------------------|
| (1) | (2) | (3) |
| Mayor (Purn). Bahlias,ST | Ketua DPRD | 1975 – 1977 |
| Mayor (Purn). Syafi'i Cipto | Ketua DPRD | 1977 – 1982 |
| H. Syahudin Desky | Ketua DPRD | 1982 – 1987 |
| Kol. H. Syahadat | Ketua DPRD | 1987 – 1989 |
| M. Dadi Selian. S.MHK | Ketua DPRD | 1989 – 1992 |
| Kol. (Purn). Hasanuddin Selian | Ketua DPRD | 1992 – 1997 |
| H. Umuruddin Desky | Ketua DPRD | 1997 – 2002 |
| H. Umuruddin Desky | Ketua DPRD | 2002 – 2009 |
| H.M. Salim Fakhry. SE. MM | Ketua DPRK | 2009 s/d 2014 |
| Irwandi Desky, SP | Ketua DPRK | 2014 s/d 2019 |
| Denny Febrian Roza, S.STP. M.Si | Ketua DPRK | 2019 s/d sekarang |

Sumber/Source: Sekretariat DPR Kabupaten Aceh Tenggara/Secretary of Aceh Tenggara's House of Representative

Tabel
Table 2.2.3

**Nama-Nama Anggota Dewan Perwakilan Rakyat
Kabupaten Aceh Tenggara Menurut Jabatan Tahun 2020
Names of Members on the Aceh Tenggara's House of
Representative by Position, 2020**

| Nama Name | Jabatan Position |
|---------------------------------|-----------------------------|
| (1) | (2) |
| Denny Febrian Roza, S.STP. M.Si | Ketua/Chairman |
| Jamudin Selian | Wakil Ketua/Vice Chairman |
| Maruan Hanafi, SE | Wakil Ketua/Vice Chairman |
| Elpizen | Anggota/Member |
| Hasanusi | Anggota/Member |
| Samsuariadi, ST | Anggota/Member |
| Rajuandi, SE | Anggota/Member |
| Luhut Simanjuntak | Anggota/Member |
| T. Dedy Faisal, ST | Anggota/Member |
| Rudi | Anggota/Member |
| Musyadi, S.Pd | Anggota/Member |
| Gabe Martua Tambunan | Anggota/Member |
| H. Bustami Ramud | Anggota/Member |
| Drs. H. Suhailudin, MM | Anggota/Member |
| Kasri | Anggota/Member |

Lanjutan Tabel/*Continued Table 2.2.3*

| Nama Name | Jabatan Position |
|---------------------------|-----------------------------|
| (1) | (2) |
| Zaini Selian | Anggota/Member |
| Tomi, S.Kep. Ners | Anggota/Member |
| Sarlinawati, SH, SpN | Anggota/Member |
| Jumatun, SP | Anggota/Member |
| Riyanto | Anggota/Member |
| Rita Muliati | Anggota/Member |
| Irwandi Desky, Sp | Anggota/Member |
| Arnold, SH | Anggota/Member |
| Hj. Julia Susanti | Anggota/Member |
| M. Mufty Desky | Anggota/Member |
| Sukri Win Bangsu | Anggota/Member |
| Roy Hendra Purnomo, SE | Anggota/Member |
| Supian | Anggota/Member |
| H. Marwan Husni, S.Sos.I | Anggota/Member |
| Timbul Hasudungan Samosir | Anggota/Member |

Sumber/*Source*: Sekretariat DPR Kabupaten Aceh Tenggara/*Secretary of Aceh Tenggara's House of Representative*

Tabel 2.2.4 Jumlah Anggota DPR Kabupaten Aceh Tenggara Menurut Fraksi dan Jenis Kelamin, 2020
Number of Members on the Aceh Tenggara's House of Representative by Fraction and Gender, 2020

| Nama Fraksi <i>Name of the Fraction</i> | Laki-laki <i>Male</i> | Perempuan <i>Female</i> | Jumlah <i>Total</i> |
|---|---------------------------------|-----------------------------------|-------------------------------|
| (1) | (2) | (3) | (4) |
| Fraksi Golkar | 7 | 3 | 10 |
| Fraksi Hanura | 9 | - | 9 |
| Fraksi Gerindra | 5 | - | 5 |
| Fraksi Piseo Meusalup | 6 | - | 6 |
| Jumlah/Total | 27 | 3 | 30 |

Sumber/Source: Sekretariat DPR Kabupaten Aceh Tenggara/*Secretary of Aceh Tenggara's House of Representative*

Tabel
Table 2.2.5

**Nama-Nama Anggota DPR Kabupaten Aceh Tenggara
Menurut Fraksi dan Jabatan, 2020**
*Names of Members on the Aceh Tenggara's House of
Representative by Fraction and their Position, 2020*

| Nama Name | Jabatan Position |
|---------------------------------|------------------------------------|
| (1) | (2) |
| FRAKSI GOLKAR | |
| Arnold, SH | Ketua/Chief of Fraction |
| Hasanusi | Wakil Ketua/Vice Chief of Fraction |
| Hj. Julia Susanti | Sekretaris/Secretary of Fraction |
| Samsuardi, ST | Anggota/Member |
| Drs. H. Suhailudin, MM | Anggota/Member |
| Irwandi Desky, SP | Anggota/Member |
| Denny Febrian Roza, S.STP, M.Si | Anggota/Member |
| Gabe Martua Tambunan | Anggota/Member |
| Rita Muliati | Anggota/Member |
| Sarlinawati, SH. SpN | Anggota/Member |
| FRAKSI GERINDRA | |
| Luhut Simanjuntak | Ketua/Chief of Fraction |
| Zaini Selian | Wakil Ketua/Vice Chief of Fraction |
| Riyanto | Sekretaris/Secretary of Fraction |
| H. Bustami Ramud | Anggota/Member |
| Maruan Hanafi | Anggota/Member |

Lanjutan Tabel/*Continued Table 2.2.5*

| Nama Name | Jabatan Position |
|------------------------------|--|
| (1) | (2) |
| FRAKSI HANURA | |
| Rajuandi, SE | Ketua/ <i>Chief of Fraction</i> |
| Kasri | Wakil Ketua/ <i>Vice Chief of Fraction</i> |
| Jumatun, SP | Sekretaris/ <i>Secretary of Fraction</i> |
| Roy Hendra Purnomo, SE | Anggota/ <i>Member</i> |
| Musyadi, S.Pd | Anggota/ <i>Member</i> |
| Sukri Win Bangsu | Anggota/ <i>Member</i> |
| M. Mufty Desky | Anggota/ <i>Member</i> |
| Jamudin Selian | Anggota/ <i>Member</i> |
| Elpizen | Anggota/ <i>Member</i> |
| FRAKSI PISEO MEUSALUP | |
| T. Dedy Faisal, ST | Ketua/ <i>Chief of Fraction</i> |
| Tomi, S.Kep | Wakil Ketua/ <i>Vice Chief of Fraction</i> |
| Rudi | Sekretaris/ <i>Secretary of Fraction</i> |
| Supian | Anggota/ <i>Member</i> |
| Timbul Hasudungan Samosir | Anggota/ <i>Member</i> |
| H. Marwan Husni, S.Pd.I | Anggota/ <i>Member</i> |

Sumber/*Source*: Sekretariat DPR Kabupaten Aceh Tenggara/*Secretary of Aceh Tenggara's House of Representative*

Tabel
Table 2.2.6

Nama-Nama Anggota DPR Kabupaten Aceh Tenggara Menurut Komisi dan Jabatan, 2020
Names of Members on the Aceh Tenggara's House of Representative by Commission and their Position, 2020

| Nama Name | Jabatan Position |
|---------------------------------------|--------------------------------------|
| (1) | (2) |
| KOMISI A - BIDANG PEMERINTAHAN | |
| Tomi, S.Kep, Ners | Ketua/Chief of Commission |
| Gabe Martua Tambunan | Wakil Ketua/Vice Chief of Commission |
| Kasri | Sekretaris/Secretary of Commission |
| Samsuardi, ST | Anggota/Member |
| Elpizen | Anggota/Member |
| Riyanto | Anggota/Member |
| Supian SKD | Anggota/Member |
| KOMISI B - BIDANG PEREKONOMIAN | |
| Musyadi, S.Pd | Ketua/Chief of Commission |
| Zaini Selian | Wakil Ketua/Vice Chief of Commission |
| T. Dedy Faisal, ST | Sekretaris/Secretary of Commission |
| Arnold, SH | Anggota/Member |
| Sarlinawati, SH, SpN | Anggota/Member |
| Jumatun, SP | Anggota/Member |
| Timbul Hasudungan Samosir | Anggota/Member |

Lanjutan Tabel/*Continued Table 2.2.6*

| Nama Name | Jabatan Position |
|---|--|
| (1) | (2) |
| KOMISI C - BIDANG PEMBANGUNAN | |
| Drs. H. Suhailudin, MM | Ketua/ <i>Chief of Commission</i> |
| Roy Hendra Purnomo | Wakil Ketua/ <i>Vice Chief of Commission</i> |
| Luhut Simanjuntak | Sekretaris/ <i>Secretary of Commission</i> |
| Rudi | Anggota/ <i>Member</i> |
| Julia Susanti | Anggota/ <i>Member</i> |
| Sukri Win Bangsu | Anggota/ <i>Member</i> |
| KOMISI D - BIDANG KESEJAHTERAAN MASYARAKAT | |
| H. Bustami Ramud | Ketua/ <i>Chief of Commission</i> |
| H. Marwan Husni, S.Sos.I | Wakil Ketua/ <i>Vice Chief of Commission</i> |
| Rita Muliati | Sekretaris/ <i>Secretary of Commission</i> |
| Hasanusi | Anggota/ <i>Member</i> |
| Irwandi Desky, SP | Anggota/ <i>Member</i> |
| Rajuandi, SE | Anggota/ <i>Member</i> |
| M. Mufty Desky | Anggota/ <i>Member</i> |

Sumber/*Source*: Sekretariat DPR Kabupaten Aceh Tenggara/*Secretary of Aceh Tenggara's House of Representative*

2.3 SUMBER DAYA MANUSIA HUMAN RESOURCES

Tabel 2.3.1 Jumlah Pegawai Negeri Sipil Menurut Jabatan dan Jenis Kelamin di Kabupaten Aceh Tenggara, Desember 2019 dan Desember 2020
Number of Civil Servants by Occupation and Gender in Aceh Tenggara Regency, December 2019 dan December 2020

| Jabatan <i>Occupation</i> | 2019 | | Jumlah <i>Total</i> |
|--|--------------------------|----------------------------|------------------------|
| | Laki-laki <i>Male</i> | Perempuan <i>Female</i> | |
| (1) | (2) | (3) | (4) |
| Fungsional Tertentu <i>Specific Functional</i> | 684 | 1 968 | 2 652 |
| Fungsional Umum <i>Staf General Functional</i> | 959 | 533 | 1 492 |
| Struktural/Structural | 575 | 231 | 806 |
| Eselon V/5th Echelon | 9 | 3 | 12 |
| Eselon IV/4th Echelon | 347 | 189 | 536 |
| Eselon III/3rd Echelon | 184 | 39 | 223 |
| Eselon II/2nd Echelon | 35 | - | 35 |
| Eselon I/1st Echelon | - | - | - |
| Jumlah/Total | 2 218 | 2 732 | 4 950 |

Lanjutan Tabel/*Continued Table 2.3.1*

| Jabatan <i>Occupation</i> | 2020 | | Jumlah <i>Total</i> |
|--|--------------------------|----------------------------|------------------------|
| | Laki-laki <i>Male</i> | Perempuan <i>Female</i> | |
| (1) | (5) | (6) | (7) |
| Fungsional Tertentu <i>Specific Functional</i> | 647 | 1 945 | 2 592 |
| Fungsional Umum <i>Staf General Functional</i> | 914 | 498 | 1 412 |
| Struktural/Structural | 604 | 256 | 860 |
| Eselon V/5th Echelon | 9 | 2 | 11 |
| Eselon IV/4th Echelon | 385 | 218 | 603 |
| Eselon III/3rd Echelon | 179 | 36 | 215 |
| Eselon II/2nd Echelon | 31 | - | 31 |
| Eselon I/1st Echelon | - | - | - |
| Jumlah/Total | 2 165 | 2 699 | 4 864 |

Sumber/*Source*: Badan Kepegawaian dan Pengembangan Sumber Daya Manusia Kabupaten Aceh Tenggara/*Human Resources and Development Agency of Aceh Tenggara Regency*

Tabel
Table 2.3.2

Jumlah Pegawai Negeri Sipil Menurut Tingkat Pendidikan dan Jenis Kelamin di Kabupaten Aceh Tenggara, Desember 2019 dan Desember 2020
Number of Civil Servants by Educational Level and Gender in Aceh Tenggara Regency, Desember 2019 dan Desember 2020

| Tingkat Pendidikan <i>Educational Level</i> | 2019 | | |
|---|--------------------------|----------------------------|------------------------|
| | Laki-laki <i>Male</i> | Perempuan <i>Female</i> | Jumlah <i>Total</i> |
| (1) | (2) | (3) | (4) |
| Sampai dengan SD <i>Up to Primary School</i> | 14 | - | 14 |
| SMP/Sederajat <i>General Vocational Junior High School</i> | 25 | 3 | 28 |
| SMA/Sederajat <i>General/Vocational Senior High School</i> | 554 | 364 | 918 |
| Diploma I, II/Akta I, II <i>Diploma I, II/Akta I, II</i> | 38 | 36 | 74 |
| Diploma III/Akta III/Sarjana Muda <i>Diploma III/Akta III/Bachelor</i> | 87 | 606 | 693 |
| Tingkat Sarjana/Doktor/Ph.D <i>University Graduates</i> | 1 499 | 1 724 | 3 223 |
| Jumlah/Total | 2 217 | 2 733 | 4 950 |

Lanjutan Tabel/*Continued Table 2.3.2*

| Tingkat Pendidikan <i>Educational Level</i> | 2020 | | |
|---|--------------------------|----------------------------|------------------------|
| | Laki-laki <i>Male</i> | Perempuan <i>Female</i> | Jumlah <i>Total</i> |
| (1) | (5) | (6) | (7) |
| Sampai dengan SD <i>Up to Primary School</i> | 12 | - | 12 |
| SMP/Sederajat <i>General Vocational Junior High School</i> | 21 | 3 | 24 |
| SMA/Sederajat <i>General/Vocational Senior High School</i> | 530 | 346 | 876 |
| Diploma I, II/Akta I, II <i>Diploma I, II/Akta I, II</i> | 35 | 31 | 66 |
| Diploma III/Akta III/Sarjana Muda <i>Diploma III/Akta III/Bachelor</i> | 89 | 600 | 689 |
| Tingkat Sarjana/Doktor/Ph.D <i>University Graduates</i> | 1 478 | 1 719 | 3 197 |
| Jumlah/Total | 2 165 | 2 699 | 4 864 |

Sumber/*Source*: Badan Kepegawaian dan Pengembangan Sumber Daya Manusia Kabupaten Aceh Tenggara/*Human Resources and Development Agency of Aceh Tenggara Regency*

Tabel
Table 2.3.3

**Jumlah Pegawai Negeri Sipil Menurut Tingkat
Kepangkatan dan Jenis Kelamin di Kabupaten Aceh
Tenggara, Desember 2019 dan Desember 2020**
*Number of Civil Servants by Hierarchy and Gender in Aceh
Tenggara Regency, Desember 2019 dan Desember 2020*

| Pangkat/Golongan/Ruang <i>Hierarchy</i> | 2019 | | |
|--|--------------------------|----------------------------|------------------------|
| | Laki-laki <i>Male</i> | Perempuan <i>Female</i> | Jumlah <i>Total</i> |
| (1) | (2) | (3) | (4) |
| 1. I/A (Juru Muda) | - | - | - |
| 2. I/B (Juru Muda Tingkat I) | 5 | - | 5 |
| 3. I/C (Juru) | 8 | 1 | 9 |
| 4. I/D (Juru Tingkat I) | 8 | - | 8 |
| Golongan I/Range I | 21 | 1 | 22 |
| 5. II/A (Pengatur Muda) | 76 | 36 | 112 |
| 6. II/B (Pengatur Muda Tingkat I) | 80 | 15 | 95 |
| 7. II/C (Pengatur) | 152 | 343 | 495 |
| 8. II/D (Pengatur Tingkat I) | 111 | 63 | 174 |
| Golongan II/Range II | 419 | 457 | 876 |
| 9. III/A (Penata Muda) | 141 | 150 | 291 |
| 10. III/B (Penata Muda Tingkat I) | 338 | 349 | 687 |
| 11. III/C (Penata) | 373 | 538 | 911 |
| 12. III/D (Penata Tingkat I) | 449 | 610 | 1 059 |
| Golongan III/Range III | 1 301 | 1 647 | 2 948 |
| 13. IV/A (Pembina) | 255 | 284 | 539 |
| 14. IV/B (Pembina Tingkat I) | 200 | 345 | 545 |
| 15. IV/C (Pembina Utama Muda) | 18 | 1 | 19 |
| 16. IV/D (Pembina Utama Madya) | 1 | - | 1 |
| 17. IV/E (Pembina Utama) | - | - | - |
| Golongan IV/Range IV | 474 | 630 | 1 104 |
| Jumlah/Total | 2 215 | 2 735 | 4 950 |

Lanjutan Tabel/*Continued Table 2.3.3*

| Pangkat/Golongan/Ruang <i>Hierarchy</i> | 2020 | | |
|--|--------------------------|----------------------------|------------------------|
| | Laki-laki <i>Male</i> | Perempuan <i>Female</i> | Jumlah <i>Total</i> |
| (1) | (5) | (6) | (7) |
| 1. I/A (Juru Muda) | - | - | - |
| 2. I/B (Juru Muda Tingkat I) | 5 | - | 5 |
| 3. I/C (Juru) | 8 | - | 8 |
| 4. I/D (Juru Tingkat I) | 8 | - | 8 |
| Golongan I/Range I | 21 | - | 21 |
| 5. II/A (Pengatur Muda) | 66 | 36 | 102 |
| 6. II/B (Pengatur Muda Tingkat I) | 74 | 13 | 87 |
| 7. II/C (Pengatur) | 133 | 333 | 466 |
| 8. II/D (Pengatur Tingkat I) | 128 | 65 | 193 |
| Golongan II/Range II | 401 | 447 | 848 |
| 9. III/A (Penata Muda) | 123 | 123 | 246 |
| 10. III/B (Penata Muda Tingkat I) | 285 | 285 | 570 |
| 11. III/C (Penata) | 416 | 534 | 950 |
| 12. III/D (Penata Tingkat I) | 440 | 684 | 1 124 |
| Golongan III/Range III | 1 264 | 1 626 | 2 890 |
| 13. IV/A (Pembina) | 257 | 272 | 529 |
| 14. IV/B (Pembina Tingkat I) | 202 | 353 | 555 |
| 15. IV/C (Pembina Utama Muda) | 19 | 1 | 20 |
| 16. IV/D (Pembina Utama Madya) | 1 | - | 1 |
| 17. IV/E (Pembina Utama) | - | - | - |
| Golongan IV/Range IV | 479 | 626 | 1 105 |
| Jumlah/Total | 2 165 | 2 699 | 4 864 |

Sumber/*Source*: Badan Kepegawaian dan Pengembangan Sumber Daya Manusia Kabupaten Aceh Tenggara/*Human Resources and Development Agency of Aceh Tenggara Regency*

Tabel
Table 2.3.4

Jumlah Pegawai Negeri Sipil Menurut Instansi dan Jenis Kelamin di Kabupaten Aceh Tenggara, 2020
Number of Civil Servants by Institution and Gender in Aceh Tenggara Regency, 2020

| Dinas/Instansi Pemerintahan <i>Institution/Office</i> | Jenis Kelamin/ <i>Gender</i> | | Jumlah <i>Total</i> |
|---|------------------------------|----------------------------|------------------------|
| | Laki-laki <i>Male</i> | Perempuan <i>Female</i> | |
| (1) | (2) | (3) | (4) |
| Sekretariat Daerah Kabupaten | 190 | 131 | 321 |
| Dinas Pengendalian Penduduk Dan Keluarga Berencana | 11 | 21 | 32 |
| Badan Kepegawaian Dan Pengembangan Sumberdaya Manusia | 25 | 17 | 42 |
| Badan Kesatuan Bangsa Politik Dan Perlindungan Masyarakat | 12 | 10 | 22 |
| Badan Ketahanan Pangan Dan Penyuluhan | 12 | 3 | 15 |
| Badan Lingkungan Hidup Dan Kebersihan | 11 | 3 | 14 |
| Badan Pemberdayaan Masyarakat | 2 | 4 | 6 |
| Badan Penanggulangan Bencana Daerah | 30 | 7 | 37 |
| Badan Pengelolaan Keuangan Daerah | 43 | 20 | 63 |
| Badan Perencanaan Dan Pembangunan Daerah | 18 | 11 | 29 |
| Dinas Bina Marga Dan Cipta Karya | 7 | 1 | 8 |
| Dinas Kebudayaan Dan Pariwisata | 7 | 3 | 10 |
| Dinas Kehutanan Dan Perkebunan | 10 | 6 | 16 |
| Dinas Kependudukan Dan Pencatatan Sipil | 20 | 10 | 30 |
| Dinas Kesehatan | 137 | 786 | 923 |
| Dinas Kesehatan Hewan Dan Peternakan | 5 | 3 | 8 |
| Dinas Komunikasi Dan Informatika | 20 | 5 | 25 |
| Dinas Koperasi, Usaha Kecil Menengah Dan Transmigrasi | 17 | 13 | 30 |
| Dinas Lingkungan Hidup | 18 | 7 | 25 |
| Dinas Pangan | 11 | 11 | 22 |
| Dinas Pariwisata Kepemudaan Dan Olahraga | 17 | 8 | 25 |
| Dinas Pekerjaan Umum Dan Penataan Ruang | 63 | 5 | 68 |
| Dinas Pemberdayaan Masyarakat Dan Kute | 15 | 6 | 21 |

Lanjutan Tabel/*Continued Table 2.3.4*

| Dinas/Instansi Pemerintahan <i>Institution/Office</i> | Jenis Kelamin/ <i>Gender</i> | | Jumlah <i>Total</i> |
|--|------------------------------|----------------------------|------------------------|
| | Laki-laki <i>Male</i> | Perempuan <i>Female</i> | |
| (1) | (2) | (3) | (4) |
| Dinas Penanaman Modal Dan Pelayanan Terpadu Satu Pintu | 14 | 13 | 27 |
| Dinas Pendapatan | 3 | 0 | 3 |
| Dinas Pendidikan Dan Kebudayaan | 602 | 1 118 | 1 720 |
| Dinas Pengelolaan Keuangan Dan Kekayaan Daerah | 11 | 5 | 16 |
| Dinas Pengendalian Penduduk Dan Keluarga Berencana | 8 | 24 | 32 |
| Dinas Perdagangan, Perindustrian Dan Tenaga Kerja | 17 | 6 | 23 |
| Dinas Perhubungan Telekomunikasi Dan Informatika | 38 | 7 | 45 |
| Dinas Perikanan | 17 | 5 | 22 |
| Dinas Perindustrian Perdagangan Dan Pertambangan | 11 | 6 | 17 |
| Dinas Perpustakaan | 22 | 8 | 30 |
| Dinas Pertanahan | 4 | 0 | 4 |
| Dinas Pertanian Tanaman Pangan Dan Hortikultura | 116 | 79 | 195 |
| Dinas Perumahan Rakyat, Kawasan Permukiman, Dan Pertanahan | 51 | 11 | 62 |
| Dinas Sosial Tenaga Kerja Dan Transmigrasi | 22 | 11 | 33 |
| Dinas Syaria'at Islam | 44 | 14 | 58 |
| Inspektorat | 26 | 14 | 40 |
| Kantor Camat Babul Makmur | 8 | 6 | 14 |
| Kantor Camat Babul Rahmah | 15 | 2 | 17 |
| Kantor Camat Babussalam | 27 | 8 | 35 |
| Kantor Camat Badar | 22 | 10 | 32 |
| Kantor Camat Babel | 22 | 9 | 31 |
| Kantor Camat Bukit Tusam | 16 | 8 | 24 |
| Kantor Camat Darul Hasanah | 24 | 6 | 30 |

Lanjutan Tabel/*Continued Table 2.3.4*

| Dinas/Instansi Pemerintahan <i>Institution/Office</i> | Jenis Kelamin/ <i>Gender</i> | | Jumlah <i>Total</i> |
|--|------------------------------|----------------------------|------------------------|
| | Laki-laki <i>Male</i> | Perempuan <i>Female</i> | |
| (1) | (2) | (3) | (4) |
| Kantor Camat Deleng Pohkisen | 27 | 8 | 35 |
| Kantor Camat Ketambe | 15 | 3 | 18 |
| Kantor Camat Lawe Alas | 19 | 7 | 26 |
| Kantor Camat Lawe Bulan | 25 | 11 | 36 |
| Kantor Camat Lawe Sigala-Gala | 19 | 6 | 25 |
| Kantor Camat Lawe Sumur | 14 | 7 | 21 |
| Kantor Camat Leuser | 12 | 0 | 12 |
| Kantor Camat Semadam | 28 | 4 | 32 |
| Kantor Camat Tanoh Alas | 10 | 5 | 15 |
| Rumah Sakit Umum Daerah H. Sahudin Kutacane | 71 | 151 | 222 |
| Satuan Polisi Pamong Praja, Wilayatul Hisbah Dan Linmas | 12 | 3 | 15 |
| Sekretariat Baitul Mal | 8 | 8 | 16 |
| Sekretariat Dprk | 31 | 13 | 44 |
| Sekretariat Korpri | 9 | 5 | 14 |
| Sekretariat Kpu | 3 | 1 | 4 |
| Sekretariat Majelis Adat Aceh | 3 | 5 | 8 |
| Sekretariat Majelis Pendidikan Daerah | 12 | 0 | 12 |
| Sekretariat Majelis Permusyawaratan Ulama | 6 | 1 | 7 |
| Jumlah/Total | 2165 | 2699 | 4864 |

Sumber/*Source*: Badan Kepegawaian dan Pengembangan Sumber Daya Manusia Kabupaten Aceh Tenggara/*Human Resources and Development Agency of Aceh Tenggara Regency*

2.4 KEUANGAN PEMERINTAH GOVERNMENT FINANCE

Tabel 2.4.1 Realisasi Pendapatan Pemerintah Kabupaten Aceh Tenggara Menurut Jenis Pendapatan (rupiah), 2017–2020
Actual Aceh Tenggara Regency Government Revenues by Kind of Revenues (rupiahs), 2017–2020

| Jenis Pendapatan/ <i>Kind of Revenues</i> | 2017 | 2018 |
|--|-----------------------------|-----------------------------|
| (1) | (2) | (3) |
| 1. Pendapatan Asli Daerah (PAD)/<i>Regional Revenue</i> | 60 053 234 222,18 | 80 263 476 272,42 |
| 1.1 Pajak Daerah/ <i>Regional Tax</i> | 8 173 569 798,00 | 9 382 128 114,00 |
| 1.2 Retribusi Daerah/ <i>Regional Retribution</i> | 881 390 909,00 | 1 102 718 785,00 |
| 1.3 Hasil Perusahaan Milik Daerah dan Pengelolaan Kekayaan Daerah yang Dipisahkan/ <i>Regional-Owned Company Revenue and Separated Management of Regional Wealth</i> | 2 392 445 407,18 | 2 603 653 511,00 |
| 1.4 Lain-lain PAD yang Sah/ <i>Other Regional Revenue</i> | 48 605 828 108,00 | 67 174 975 862,42 |
| 2. Dana Perimbangan/<i>Balance Funds</i> | 790 800 082 057,00 | 743 756 855 653,00 |
| 2.1 Bagi Hasil Pajak/ <i>Tax Sharing Revenue</i> | 15 407 101 164,00 | 12 159 923 089,00 |
| 2.2 Bagi Hasil Bukan Pajak/Sumber Daya Alam/ <i>Non-Tax Sharing Revenue/Natural Resources</i> | 0,00 | 0,00 |
| 2.3 Dana Alokasi Umum/ <i>General Allocation Fund</i> | 584 228 842 000,00 | 580 439 180 343,00 |
| 2.4 Dana Alokasi Khusus/ <i>Special Allocation Fund</i> | 191 164 138 893,00 | 151 157 752 221,00 |
| 3. Lain-lain Pendapatan yang Sah/<i>Other Revenue</i> | 553 184 047 644,51 | 280 639 444 397,73 |
| 3.1 Pendapatan Hibah/ <i>Grant</i> | 16 000 000 000,00 | 0,00 |
| 3.2 Dana Darurat/ <i>Emergency Fund</i> | 0,00 | 0,00 |
| 3.3 Dana Bagi Hasil Pajak dari Provinsi dan Pemerintah Daerah Lainnya/ <i>Tax Sharing Revenue from Provincial and Other Regional Governments</i> | 25 038 601 491,51 | 28 400 840 397,73 |
| 3.4 Dana Penyesuaian dan Otonomi Daerah/ <i>Regional Adjustment and Autonomy Fund</i> | 337 025 000 000,00 | 252 238 604 000,00 |
| 3.5 Bantuan Keuangan dari Provinsi atau Pemerintah Daerah Lainnya/ <i>Financial Assistance from Provincial or Other Regional Governments</i> | 175 120 446 153,00 | 0,00 |
| 3.6 Lainnya/ <i>Others</i> | 0,00 | 0,00 |
| Jumlah/<i>Total</i> | 1 404 037 363 923,69 | 1 104 659 776 323,15 |

Lanjutan Tabel/*Continued Table 2.4.1*

| Jenis Pendapatan/ <i>Kind of Revenues</i> | 2019 | 2020 |
|--|-----------------------------|-----------------------------|
| (1) | (4) | (5) |
| 1. Pendapatan Asli Daerah (PAD)/<i>Regional Revenue</i> | 117 628 924 350,95 | 95 280 537 544,77 |
| 1.1 Pajak Daerah/ <i>Regional Tax</i> | 9 091 110 761,00 | 7 430 830 729,00 |
| 1.2 Retribusi Daerah/ <i>Regional Retribution</i> | 1 556 999 002,00 | 1 476 594 784,00 |
| 1.3 Hasil Perusahaan Milik Daerah dan Pengelolaan Kekayaan Daerah yang Dipisahkan/ <i>Regional-Owned Company Revenue and Separated Management of Regional Wealth</i> | 2 650 190 589,00 | 2 730 386 745,00 |
| 1.4 Lain-lain PAD yang Sah/ <i>Other Regional Revenue</i> | 104 330 623 998,95 | 83 642 725 286,77 |
| 2. Dana Perimbangan/<i>Balance Funds</i> | 785 308 359 305,00 | 747 479 922 589,00 |
| 2.1 Bagi Hasil Pajak/ <i>Tax Sharing Revenue</i> | 11 095 463 394,00 | 11 601 726 533,00 |
| 2.2 Bagi Hasil Bukan Pajak/Sumber Daya Alam/ <i>Non-Tax Sharing Revenue/Natural Resources</i> | 0,00 | 0,00 |
| 2.3 Dana Alokasi Umum/ <i>General Allocation Fund</i> | 602 160 379 000,00 | 546 648 237 000,00 |
| 2.4 Dana Alokasi Khusus/ <i>Special Allocation Fund</i> | 172 052 516 911,00 | 189 229 959 056,00 |
| 3. Lain-lain Pendapatan yang Sah/<i>Other Revenue</i> | 443 226 415 763,06 | 485 037 398 531,00 |
| 3.1 Pendapatan Hibah/ <i>Grant</i> | 0,00 | 35 084 100 000,00 |
| 3.2 Dana Darurat/ <i>Emergency Fund</i> | 0,00 | 0,00 |
| 3.3 Dana Bagi Hasil Pajak dari Provinsi dan Pemerintah Daerah Lainnya/ <i>Tax Sharing Revenue from Provincial and Other Regional Governments</i> | 29 891 490 093,06 | 34 624 379 245,00 |
| 3.4 Dana Penyesuaian dan Otonomi Daerah/ <i>Regional Adjustment and Autonomy Fund</i> | 413 221 425 670,00 | 329 771 653 355,00 |
| 3.5 Bantuan Keuangan dari Provinsi atau Pemerintah Daerah Lainnya/ <i>Financial Assistance from Provincial or Other Regional Governments</i> | 113 500 000,00 | 85 556 790 931,00 |
| 3.6 Lainnya/ <i>Others</i> | 0,00 | 475 000,00 |
| Jumlah/<i>Total</i> | 1 346 183 699 419,01 | 1 327 797 858 664,77 |

Sumber/*Source*: Badan Pengelola Keuangan Daerah Kabupaten Aceh Tenggara/*Regional Financial Management Agency of Aceh Tenggara Regency*

Tabel
Table 2.4.2

**Realisasi Belanja Pemerintah Kabupaten Aceh Tenggara
Menurut Jenis Belanja (rupiah), 2017–2020
Actual Aceh Tenggara Regency Government Expenditures
by Kind of Expenditures (rupiahs), 2017–2020**

| Jenis Pendapatan <i>Kind of Revenues</i> | 2017 | 2018 |
|---|-----------------------------|-----------------------------|
| (1) | (2) | (3) |
| 1. Belanja Tidak Langsung/<i>Indirect Expenditures</i> | 651 521 131 277,00 | 792 767 428 463,00 |
| 1.1 Belanja Pegawai/ <i>Personnel Expenditures</i> | 371 836 917 310,00 | 379 796 219 463,00 |
| 1.2 Belanja Bunga/ <i>Interest Expenditures</i> | 0,00 | 0,00 |
| 1.3 Belanja Subsidi/ <i>Subsidies Expenditures</i> | 0,00 | 0,00 |
| 1.4 Belanja Hibah/ <i>Grant Expenditures</i> | 17 248 015 167,00 | 895 000 000,00 |
| 1.5 Belanja Bantuan Sosial/ <i>Social Aid Expenditures</i> | 943 989 600,00 | 643 990 200,00 |
| 1.6 Belanja Bagi Hasil/ <i>Sharing Fund Expenditure</i> | 0,00 | 0,00 |
| 1.7 Belanja Bantuan Keuangan/ <i>Financial Aids Expenditures</i> | 249 254 208 200,00 | 400 132 218 800,00 |
| 1.8 Belanja Tidak Terduga/ <i>Unpredicted Expenditures</i> | 12 238 001 000,00 | 11 300 000 000,00 |
| 2. Belanja Langsung/<i>Direct Expenditures</i> | 692 268 938 212,00 | 390 438 338 266,00 |
| 2.1 Belanja Pegawai/ <i>Personnel Expenditures</i> | 58 324 909 400,00 | 76 711 017 796,00 |
| 2.2 Belanja Barang dan Jasa/ <i>Goods and Services Expenditures</i> | 269 711 123 806,00 | 165 879 045 250,00 |
| 2.3 Belanja Modal/ <i>Capital Expenditure</i> | 364 232 905 006,00 | 147 848 275 220,00 |
| Jumlah/<i>Total</i> | 1 343 790 069 489,00 | 1 183 205 766 729,00 |

Lanjutan Tabel/*Continued Table 2.4.2*

| Jenis Pendapatan <i>Kind of Revenues</i> | 2019 | 2020 |
|---|-----------------------------|-----------------------------|
| (1) | (4) | (5) |
| 1. Belanja Tidak Langsung/<i>Indirect Expenditures</i> | 760 850 589 520,00 | 762 873 073 903,00 |
| 1.1 Belanja Pegawai/ <i>Personnel Expenditures</i> | 392 929 181 637,00 | 379 871 132 575,00 |
| 1.2 Belanja Bunga/ <i>Interest Expenditures</i> | 0,00 | 0,00 |
| 1.3 Belanja Subsidi/ <i>Subsidies Expenditures</i> | 0,00 | 0,00 |
| 1.4 Belanja Hibah/ <i>Grant Expenditures</i> | 11 638 470 200,00 | 12 155 000 000,00 |
| 1.5 Belanja Bantuan Sosial/ <i>Social Aid Expenditures</i> | 3 240 919 883,00 | 2 886 000 000,00 |
| 1.6 Belanja Bagi Hasil/ <i>Sharing Fund Expenditure</i> | 0,00 | 0,00 |
| 1.7 Belanja Bantuan Keuangan/ <i>Financial Aids Expenditures</i> | 341 817 086 800,00 | 343 060 812 200,00 |
| 1.8 Belanja Tidak Terduga/ <i>Unpredicted Expenditures</i> | 11 224 931 000,00 | 24 900 129 128,00 |
| 2. Belanja Langsung/<i>Direct Expenditures</i> | 589 769 197 824,97 | 564 005 274 276,67 |
| 2.1 Belanja Pegawai/ <i>Personnel Expenditures</i> | 59 537 898 825,00 | 98 366 066 462,00 |
| 2.2 Belanja Barang dan Jasa/ <i>Goods and Services Expenditures</i> | 300 590 675 343,00 | 277 538 252 195,87 |
| 2.3 Belanja Modal/ <i>Capital Expenditure</i> | 229 640 623 656,97 | 188 100 955 618,80 |
| Jumlah/<i>Total</i> | 1 350 619 787 344,97 | 1 326 878 348 179,67 |

Sumber/*Source*: Badan Pengelola Keuangan Daerah Kabupaten Aceh Tenggara/*Regional Financial Management Agency of Aceh Tenggara Regency*

Tabel
Table 2.4.3

**Realisasi Penerimaan Pajak Bumi dan Bangunan di
Kabupaten Aceh Tenggara, 2020**
*Realization of Land and Building Tax Revenue in Aceh
Tenggara Regency, 2020*

| Bulan Month | Jumlah (Rupiah) Total |
|---------------------|--------------------------|
| (1) | (2) |
| Januari/January | 22 026 901 |
| Februari/February | 6 291 190 |
| Maret/March | 4 287 848 |
| April/April | 717 537 |
| Mei/May | 433 689 |
| Juni/June | 16 932 331 |
| Juli/July | 17 618 782 |
| Agustus/August | 7 004 681 |
| September/September | 18 453 557 |
| Oktober/October | 35 362 908 |
| November/November | 87 591 170 |
| Desember/December | 132 097 834 |
| Jumlah/Total | 348 818 428 |

Sumber/Source: Badan Pengelola Keuangan Daerah Kabupaten Aceh Tenggara/Regional Financial Management Agency of Aceh Tenggara Regency

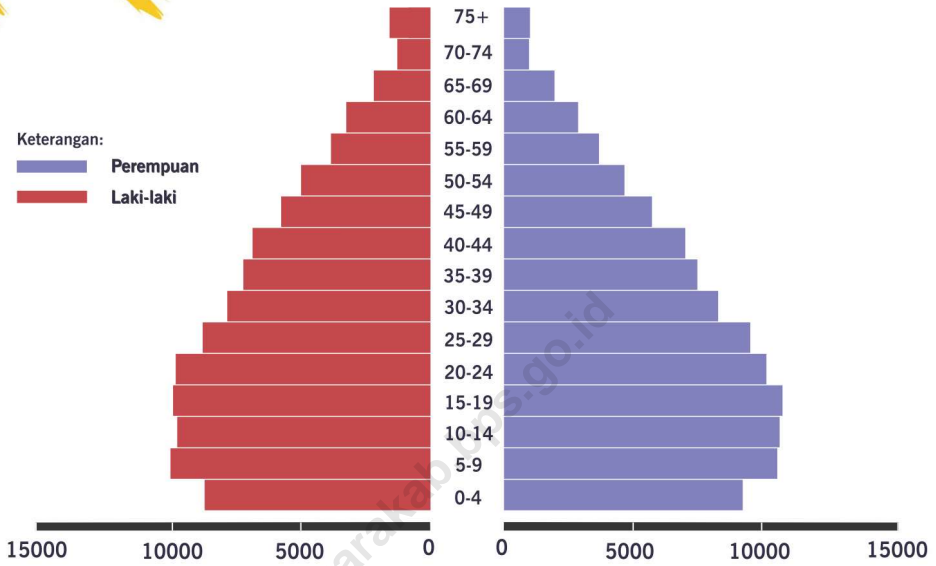
Tabel
Table 2.4.3**Realisasi Penerimaan Retribusi Pasar di Kabupaten Aceh Tenggara, 2020**
Realization of Market Retribution Receipts in Aceh Tenggara Regency, 2020

| Bulan Month | Jumlah (Rupiah) Total |
|------------------------------|--|
| (1) | (2) |
| Januari/January | 84 940 000 |
| Februari/February | 48 620 000 |
| Maret/March | 23 380 000 |
| April/April | 7 000 000 |
| Mei/May | 40 000 000 |
| Juni/June | 40 000 000 |
| Juli/July | 57 140 000 |
| Agustus/August | 0 |
| September/September | 0 |
| Oktober/October | 136 300 000 |
| November/November | 25 920 000 |
| Desember/December | 76 800 000 |
| Jumlah/Total | 480 100 000 |

Sumber/Source: Badan Pengelola Keuangan Daerah Kabupaten Aceh Tenggara/Regional Financial Management Agency of Aceh Tenggara Regency

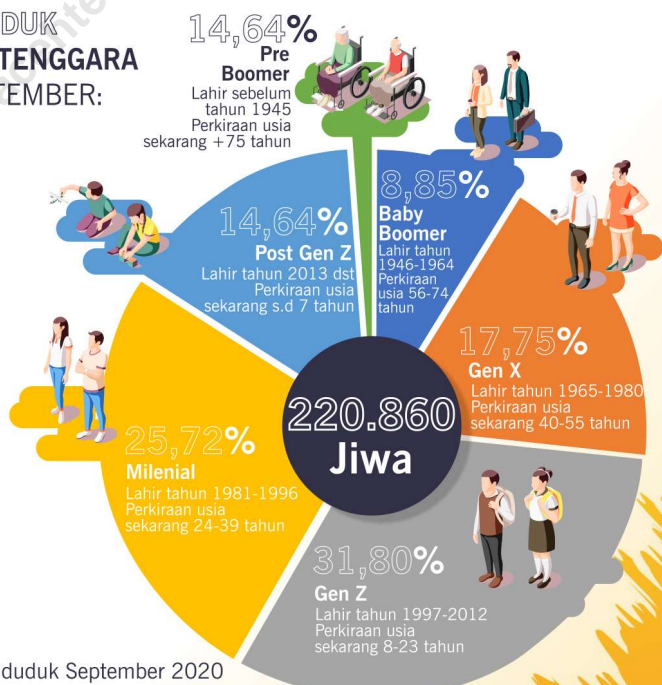
JUMLAH PENDUDUK
KABUPATEN ACEH TENGGARA
HASIL SP2020 SEPTEMBER:

220.860 Jiwa



Keterangan:
█ Perempuan
█ Laki-laki

KOMPOSISI PENDUDUK KABUPATEN ACEH TENGGARA HASIL SP2020 SEPTEMBER:



Sumber: BPS, Sensus Penduduk September 2020

PENJELASAN TEKNIS

1. Sumber utama data kependudukan adalah sensus penduduk yang dilaksanakan setiapsepuluh tahunsekali. Sensus penduduk telah dilaksanakan sebanyak tujuh kali sejak Indonesia merdeka, yaitu tahun 1961, 1971, 1980, 1990, 2000, 2010, dan 2020.

Di dalam sensus penduduk, pencacahan dilakukan terhadap seluruh penduduk yang berdomisili di wilayah teritorial Indonesia termasuk warga negara asing kecuali anggota korps diplomatik negara sahabat beserta keluarganya.

Metode pengumpulan data dalam sensus dilakukan dengan wawancara antara petugas sensus dengan responden dan juga melalui e-census. Pencatatan penduduk menggunakan konsep usual residence, yaitu konsep di mana penduduk biasa bertempat tinggal. Bagi penduduk yang bertempat tinggal tetap dicacah di mana mereka biasa tinggal, sedangkan untuk penduduk yang tidak bertempat tinggal tetap dicacah di tempat di mana mereka ditemukan petugas sensus pada malam 'Hari Sensus'. Termasuk penduduk yang tidak bertempat tinggal tetap adalah tuna wisma, awak kapal berbendera Indonesia, penghuni perahu/rumah apung, masyarakat terpencil/terasing,

TECHNICAL NOTES

1. *The main source of demographic data is population census, which is conducted every ten years. Population Census has been conducted six times since Indonesia's independence: 1961, 1971, 1980, 1990, 2000, 2010, and 2020.*

The population census enumerates all residents who domicile in the entire territory of Indonesia including foreign citizens except the diplomatic corps members and their families.

The method of data collection in a population census involves interviewing respondents and conducting e-census. Enumeration of the population uses the concept of "usual residence", which is the concept of "places where people usually live". De jure was applied to the permanent residents, while de facto was applied to non-permanent residents.

The permanent residents were enumerated in place where they normally live, the non-permanent residents were enumerated where they were found by the enumerators, on the night of 'Census Date'. The non permanent residents include homeless people, ship crew, boat people, remote area community, and internally displaced persons. Those who had permanent residence and had been travelling away from their home

dan pengungsi. Bagi mereka yang mempunyai tempat tinggal tetap dan sedang bepergian ke luar wilayah lebih dari enam bulan, tidak dicacah di tempat tinggalnya, tetapi dicacah di tempat tujuannya. Untuk tahun yang tidak dilaksanakan sensus penduduk, data kependudukan diperoleh dari hasil proyeksi penduduk. Proyeksi penduduk merupakan suatu perhitungan ilmiah yang didasarkan pada asumsi dari komponen-komponen perubahan penduduk, yaitu kelahiran, kematian, dan migrasi.

2. Penduduk Indonesia adalah semua orang yang berdomisili di wilayah teritorial Indonesia selama 6 bulan atau lebih dan atau mereka yang berdomisili kurang dari 6 bulan tetapi bertujuan menetap.
3. Laju pertumbuhan penduduk adalah angka yang menunjukkan persentase penambahan penduduk dalam jangka waktu tertentu.
4. Kepadatan penduduk adalah rasio banyaknya penduduk per kilometer persegi.
5. Rasio jenis kelamin adalah perbandingan antara penduduk Laki-Laki dan penduduk perempuan pada suatu wilayah

for six months or more were not enumerated in their permanent place, but in the place where they were during the census.

For the periods where the population census is not conducted, population projection is done to estimate population during those years. The population projection is an estimate based on the demographic components, such as birth, death, and migration. Indonesia's 2010–2035 population projection used the 2010 Population Census as the base population.

2. *The population of Indonesia are all residents of the entire territory of Indonesia who have stayed for six months or longer, and those who intended to stay more than six months even though their length of stay is less than six months.*
3. *The growth rate of population is the number that show percentage of population growth within a specified period.*
4. *Population density is ratio of population per square kilometer.*
5. *Sex ratio is the ratio of males population to females population in a given area and time, usually expressed as the number of males*

dan waktu tertentu. Biasanya dinyatakan dengan banyaknya penduduk Laki-Laki untuk 100 penduduk perempuan.

for every 100 females.

6. Distribusi penduduk adalah pola persebaran penduduk di suatu wilayah, baik berdasarkan batas-batas geografis maupun berdasarkan batas-batas administrasi pemerintahan.
 7. Komposisi penduduk adalah pola persebaran penduduk menurut karakteristiknya, contoh: penduduk menurut kelompok umur, penduduk menurut jenis kelamin
 8. Rumah tangga adalah seseorang atau sekelompok orang yang mendiami sebagian atau seluruh bangunan fisik/sensus dan biasanya tinggal bersama serta pengelolaan makan dari satu dapur. Yang dimaksud makan dari satu dapur adalah jika pengurusan kebutuhan sehari-harinya dikelola bersama-sama menjadi satu.
 9. Anggota rumah tangga adalah semua orang yang biasanya bertempat tinggal di suatu rumah tangga, baik yang berada di rumah pada waktu pencacahan maupun yang sementara tidak ada.
 10. Rata-rata anggota rumah tangga adalah angka yang menunjukkan rata-rata jumlah anggota rumah
6. *Population distribution is the pattern of population distribution in an area, either by geographic boundaries or by government administrative boundaries.*
 7. *Population composition is the pattern of population distribution by its characteristics, example: population by age group, population by sex*
 8. *Household is an individual or group of people living in a physical/census building unit or part of it and usually commit on a common provision for food and other essentials of living. Common provision for food means one organising daily needs for all of household members.*
 9. *Household member are those who usually lives in a household regardless of their location at the time of enumeration.*
 10. *Average household size is the average number of household members per household.*

tangga per rumah tangga.

11. Penduduk usia kerja adalah penduduk yang berumur 15 tahun ke atas.
 12. Angkatan kerja adalah penduduk usia kerja (15 tahun ke atas) yang bekerja, punya pekerjaan namun sementara tidak bekerja, dan pengangguran.
 13. Bekerja adalah kegiatan ekonomi yang dilakukan oleh seseorang dengan maksud memperoleh atau membantu memperoleh pendapatan atau keuntungan dan lamanya bekerja paling sedikit 1 jam secara terus menerus dalam seminggu yang lalu (termasuk pekerja keluarga tanpa upah yang membantu dalam suatu usaha/kegiatan ekonomi).
 14. Jumlah jam kerja seluruhnya adalah jumlah jam kerja yang digunakan untuk bekerja (tidak termasuk jam kerja istirahat resmi dan jam kerja yang digunakan untuk hal-hal di luar pekerjaan).
 15. Lapangan usaha adalah bidang kegiatan dari pekerjaan/tempat bekerja di mana seseorang bekerja. Klasifikasi lapangan usaha mengikuti Klasifikasi Baku Lapangan Usaha Indonesia (KBLI) dalam 1 digit.
 16. Status pekerjaan adalah kedudukan seseorang dalam unit usaha/kegiatan dalam melakukan
11. *Working age population is persons of 15 years and over.*
 12. *Labor force or economically active are persons of 15 years and over, who in the previous week were working, temporarily absent from work but having jobs, and unemployment.*
 13. *Working is economic activity conducted by a person and intended to earn income by doing work or helping to do work at least one hour continuously during the reference week (including unpaid family worker/s for any economic activity).*
 14. *Total working hours is the total hours spent by an employee to perform all jobs (excluding the time used for other activities which are not classified as work).*
 15. *Industry is field of a person's activity or establishment. The classification of industries follows the Indonesia Standard Industrial Classification (KBLI) in one digit.*
 16. *Employment status is the status of a person at his place of work or establishment where he was*

pekerjaan.

employed.

17. Berusaha sendiri tanpa dibantu orang lain adalah bekerja atau berusaha dengan menanggung risiko secara ekonomis, yaitu dengan tidak kembalinya ongkos produksi yang telah dikeluarkan dalam rangka usahanya tersebut, serta tidak menggunakan pekerja dibayar maupun pekerja tak dibayar, termasuk yang sifat pekerjaannya memerlukan teknologi atau keahlian khusus.
18. Berusaha dibantu buruh tidak tetap/buruh tidak dibayar adalah bekerja atau berusaha atas risiko sendiri, dan menggunakan buruh/pekerja tak dibayar dan atau buruh/pekerja tidak tetap.
19. Berusaha dibantu buruh tetap/buruh dibayar adalah berusaha atas risiko sendiri dan mempekerjakan paling sedikit satu orang buruh/pekerja tetap yang dibayar.
20. Buruh/karyawan/pegawai adalah seseorang yang bekerja pada orang lain atau instansi/kantor/perusahaan secara tetap dengan menerima upah/gaji baik berupa uang maupun barang. Buruh yang tidak mempunyai majikan tetap, tidak digolongkan sebagai buruh/karyawan, tetapi sebagai pekerja bebas. Seseorang dianggap memiliki majikan tetap
17. *Own-account worker is a person who works at his own risk without assisted by paid per mount worker or unpaid worker include technical job or skill job.*
18. *Employer assisted by temporary workers/unpaid worker is a person who works at his own risk and assisted by temporary worker/unpaid worker.*
19. *Employer assisted by permanent workers/paid workers is a person who does his business at her/his own risk at least one assisted by paid permanent worker.*
20. *Employee is a person who work permanently for other people or institution/office/ company and gains some money/cash or goods as wage/salary. Labor who have no permanent employer is not categorized as a laborer/ worker/ employee but casual worker. A laborers in general is considered to have a permanent employer if he has the same employer during*

jika memiliki 1 (satu) majikan (orang/rumah tangga) yang sama dalam sebulan terakhir, khusus pada sektor bangunan batasannya tiga bulan. Apabila majikannya instansi/lembaga, boleh lebih dari satu.

the past month, particularly for building construction Subdistrict is 3 months. If the employer is an institution, more than 1 (one) employer is allowed.

21. Pekerja bebas adalah seseorang yang bekerja pada orang lain/ majikan/institusi yang tidak tetap (lebih dari 1 majikan dalam sebulan terakhir) di usaha pertanian baik berupa usaha rumah tangga maupun bukan usaha rumah tangga, ataupun di nonpertanian atas dasar balas jasa dengan menerima upah atau imbalan baik berupa uang maupun barang, dan baik dengan sistem pembayaran harian maupun borongan

21. *Casual employee is a person who does not work permanently for other people/employer/ institution (more than 1 employer during the last 1 month) in agricultural Subdistrict, either home industry or not home industry, or in non-agricultural Subdistrict based on remuneration paid with money or goods, and based on daily or contact payment system.*

22. Pekerja tak dibayar adalah seseorang yang bekerja membantu usaha untuk memperoleh penghasilan/keuntungan yang dilakukan oleh salah seorang anggota rumah tangga atau bukan anggota rumah tangga tanpa mendapat upah/gaji baik berupa uang maupun barang

22. *Unpaid worker is a person who intended to work without pay either with money or good, in an establishment run by other members of the family, relative or neighbour.*

ULASAN

Jumlah penduduk Aceh Tenggara berdasarkan hasil SP2020 (September) tahun 2020 adalah sebanyak 220.860 jiwa dengan 110.799 jiwa penduduk Laki-Laki dan 110.061 jiwa penduduk perempuan.

Persebaran penduduk di Kabupaten Aceh Tenggara belum merata di setiap kecamatan. Kecamatan yang paling padat penduduknya adalah Kecamatan Babussalam yang merupakan Ibu Kota Kabupaten Aceh Tenggara di mana pusat pemerintahan, dan pusat perekonomian berada di sini. Dengan luas wilayah hanya 9,48 km² dan merupakan kecamatan dengan luas wilayah paling kecil, Kecamatan Babussalam ditinggali oleh 29.676 jiwa. Sedangkan kecamatan yang paling sedikit penduduknya adalah Kecamatan Tanoh Alas dengan penduduk 4.789 jiwa. Hal ini dikarenakan Tanoh Alas merupakan kecamatan yang paling sedikit jumlah desanya yaitu 14 desa.

Tenaga kerja adalah modal utama bagi gerak roda pembangunan. Hal ini perlu menjadi perhatian pemerintah karena banyaknya jumlah tenaga kerja harus diimbangi dengan kualitas tenaga kerja tersebut dan jumlah lapangan kerja yang tersedia. Tingkat Partisipasi Angkatan Kerja (TPAK), merupakan ukuran yang menggambarkan jumlah angkatan kerja untuk setiap 100 penduduk usia

DESCRIPTION

Total population of Aceh Tenggara based on the 2020 Population Census (September) is 220.860 people with 110.799 male residents and 104,371 female residents.

The population distribution in Southeast Aceh District is not evenly distributed in every sub-district. The most densely populated sub-district is Kecamatan Babussalam which is the capital of Southeast Aceh Regency where the center of government and economic center is located. With an area of only 9.48 km² and is the sub-district with the smallest area, Babussalam sub-district is inhabited by 29,676 people. Meanwhile, the sub-district with the least population is Tanoh Alas District with a population of 4,789 inhabitants. This is because Tanoh Alas is a sub-district with the least number of villages, namely 14 villages.

Labor is the main capital for the movement of the wheels of development. This needs to be of concern to the government because the large number of workers must be balanced with the quality of the workforce and the number of available jobs. Labor Force Participation Rate (TPAK), is a measure that describes the number of labor force for every 100 working age population (15+). The TPAK of Southeast Aceh

kerja (15+). TPAK Kabupaten Aceh Tenggara pada tahun 2020 sebesar 71,33.

Istilah lain terkait dengan pengangguran adalah Pengangguran Terbuka (Open Unemployment), yaitu tenaga kerja yang sungguh-sungguh tidak mempunyai pekerjaan. Pada tahun 2020 Tingkat Pengangguran terbuka (TPT) di Kabupaten Aceh Tenggara sebesar 5,75 persen.

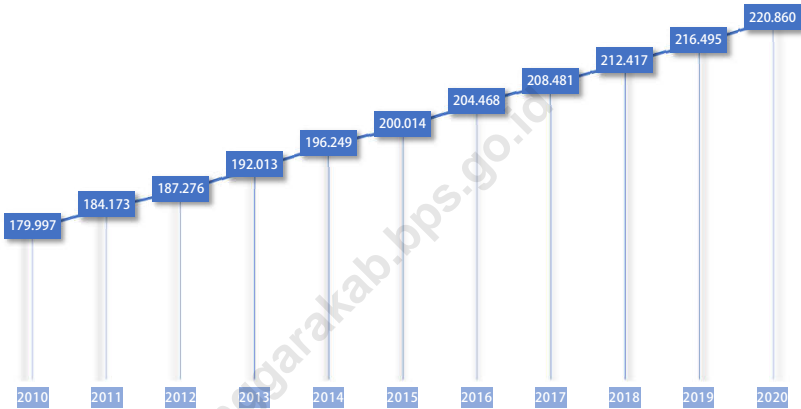
Regency in 2020 was 71.33.

Another term related to unemployment is Open Unemployment, which is workers who really do not have a job. In 2020 the open unemployment rate (TPT) in Southeast Aceh District was 5.75 percent.

<https://acehtenggarakab.bps.go.id>

Gambar 3.1
Figures

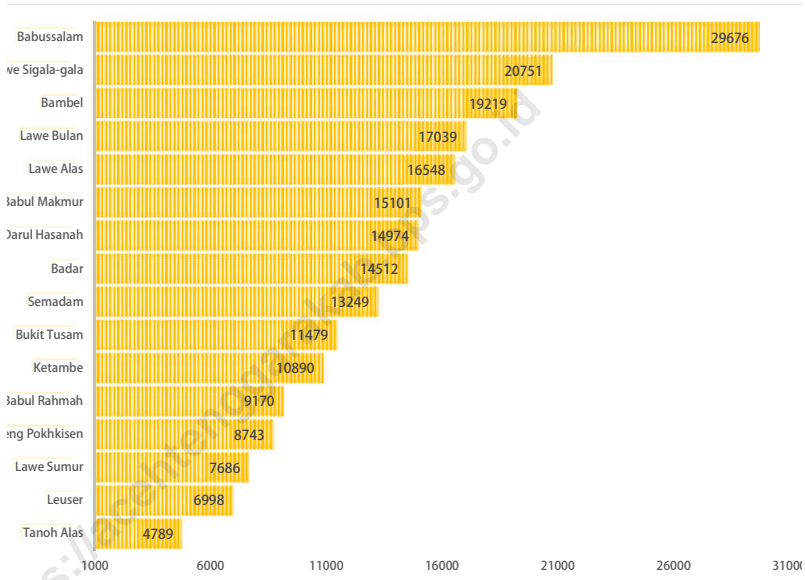
**Jumlah Penduduk di Kabupaten Aceh Tenggara,
2010 - 2020**
*The Number of Population in Aceh Tenggara Regency,
2010 - 2020*



Sumber/Source : BPS, Sensus Penduduk (SP) 2010,Proyeksi Penduduk Indonesia dan Sensus Penduduk (SP) 2020/BPS-
Statistics Indonesia, 2010 Population Censusand,Indonesia Population Projection and 2020 Population
Censusand.

Gambar 3.2
Figures

Jumlah Penduduk Menurut Kecamatan di Kabupaten Aceh Tenggara, 2020
The Number of Population by Subdistrict in Aceh Tenggara Regency, 2020



Sumber/Source: Hasil SP2020 (September)/The result of the 2020 Population Census (September)

**3.1 PENDUDUK
POPULATION**

Tabel 3.1.1 Penduduk, Laju Pertumbuhan Penduduk, Distribusi Persentase Penduduk, Kepadatan Penduduk, Rasio Jenis Kelamin Penduduk Menurut Kecamatan di Kabupaten Aceh Tenggara, 2020
Population, Population Growth Rate, Percentage Distribution of Population, Population Density, and Population Gender Ratio by Subdistrict in Aceh Tenggara Regency, 2020

| Kecamatan Subdistrict | Penduduk Population | Laju Pertumbuhan Penduduk per Tahun 2010–2020 Annual Population Growth Rate (%) 2010–2020 |
|----------------------------------|--------------------------------|--|
| (1) | (2) | (3) |
| Lawe Alas | 16 584 | 2,38 |
| Babul Rahmah | 91 70 | 2,05 |
| Tanoh Alas | 4 789 | 2,87 |
| Lawe Sigala-gala | 20 751 | 1,70 |
| Babul Makmur | 15 101 | 1,78 |
| Semadam | 13 249 | 2,09 |
| Leuser | 6 998 | 3,56 |
| Bambel | 19 219 | 2,37 |
| Bukit Tusam | 11 479 | 2,12 |
| Lawe Sumur | 7 686 | 1,34 |
| Babussalam | 29 676 | 1,66 |
| Lawe Bulan | 17 039 | 2,33 |
| Badar | 14 512 | 1,76 |
| Darul Hasanah | 14 974 | 2,60 |
| Ketambe | 10 890 | 1,57 |
| Deleng Pokhkisen | 8 743 | 2,11 |
| Aceh Tenggara | 220 860 | 2,05 |

Lanjutan Tabel/*Continued Table 3.1.1*

| Kecamatan Subdistrict | Persentase Penduduk Percentage of Total Population | Kepadatan Penduduk per km² Population Density per sq.km |
|----------------------------------|---|---|
| (1) | (4) | (5) |
| Lawe Alas | 7,51 | 16,15 |
| Babul Rahmah | 4,15 | 10,78 |
| Tanoh Alas | 2,17 | 123,75 |
| Lawe Sigala-gala | 9,40 | 286,66 |
| Babul Makmur | 6,84 | 180,87 |
| Semadam | 6,00 | 308,26 |
| Leuser | 3,17 | 32,87 |
| Bambel | 8,70 | 824,85 |
| Bukit Tusam | 5,20 | 284,70 |
| Lawe Sumur | 3,48 | 208,41 |
| Babussalam | 13,44 | 3 130,38 |
| Lawe Bulan | 7,71 | 458,78 |
| Badar | 6,57 | 155,74 |
| Darul Hasanah | 6,78 | 11,12 |
| Ketambe | 4,93 | 42,69 |
| Deleng Pokhkisen | 3,96 | 121,30 |
| Aceh Tenggara | 100,00 | 52,06 |

Lanjutan Tabel/*Continued Table* 3.1.1

| Kecamatan <i>Subdistrict</i> | Rasio Jenis Kelamin <i>Gender Ratio</i> |
|---------------------------------|--|
| (1) | (6) |
| Lawe Alas | 102.02 |
| Babul Rahmah | 102.25 |
| Tanoh Alas | 101.13 |
| Lawe Sigala-gala | 98.61 |
| Babul Makmur | 97.30 |
| Semadam | 99.71 |
| Leuser | 108.15 |
| Bambel | 98.40 |
| Bukit Tusam | 101.85 |
| Lawe Sumur | 99.33 |
| Babussalam | 100.68 |
| Lawe Bulan | 101.17 |
| Badar | 99.48 |
| Darul Hasanah | 104.06 |
| Ketambe | 105.94 |
| Deleng Pokhkisen | 96.47 |
| Aceh Tenggara | 100,67 |

Sumber/*Source*: Hasil SP2020 (September)/*The result of the 2020 Population Census (September)*

Tabel 3.1.2 **Jumlah Penduduk Menurut Jenis Kelamin di Kabupaten Aceh Tenggara, 2020**
Table 3.1.2 **Population by Gender in Aceh Tenggara Regency, 2020**

| Kecamatan Subdistrict | Jenis Kelamin Gender | | Jumlah Total |
|--------------------------|-------------------------|---------------------|-----------------|
| | Laki-Laki Male | Perempuan Female | |
| (1) | (2) | (3) | (4) |
| Lawe Alas | 8 375 | 8 209 | 16 584 |
| Babul Rahmah | 4 636 | 4 534 | 91 70 |
| Tanoh Alas | 2 408 | 2 381 | 4 789 |
| Lawe Sigala-gala | 10 303 | 10 448 | 20 751 |
| Babul Makmur | 7 447 | 7 654 | 15 101 |
| Semadam | 6 615 | 6 634 | 13 249 |
| Leuser | 3 636 | 3 362 | 6 998 |
| Bambel | 9 532 | 9 687 | 19 219 |
| Bukit Tusam | 5 792 | 5 687 | 11 479 |
| Lawe Sumur | 3 830 | 3 856 | 7 686 |
| Babussalam | 14 888 | 14 788 | 29 676 |
| Lawe Bulan | 8 569 | 8 470 | 17 039 |
| Badar | 7 237 | 7 275 | 14 512 |
| Darul Hasanah | 7 636 | 7 338 | 14 974 |
| Ketambe | 5 602 | 5 288 | 10 890 |
| Deleng Pokhkisen | 4 293 | 4 450 | 8 743 |
| Aceh Tenggara | 110 799 | 110 061 | 220 860 |

Sumber/Source: Hasil SP2020 (September)/The result of the 2020 Population Census (September)

Tabel
Table 3.1.3
Jumlah Penduduk Menurut Kelompok Umur dan Jenis Kelamin di Kabupaten Aceh Tenggara, 2020
Population by Age Groups and Gender in Aceh Tenggara Regency, 2020

| Kelompok Umur <i>Age Group</i> | Jenis Kelamin <i>Gender</i> | | Jumlah <i>Total</i> |
|-----------------------------------|--------------------------------|----------------------------|------------------------|
| | Laki-Laki <i>Male</i> | Perempuan <i>Female</i> | |
| (1) | (2) | (3) | (4) |
| 0–4 | 9 838 | 9 399 | 19 237 |
| 5–9 | 11 258 | 10 809 | 22 067 |
| 10–14 | 11 357 | 10 533 | 21 890 |
| 15–19 | 11 477 | 10 677 | 22 154 |
| 20–24 | 10 811 | 10 590 | 21 401 |
| 25–29 | 10 137 | 9 481 | 19 618 |
| 30–34 | 8 795 | 8 476 | 17 271 |
| 35–39 | 7 924 | 7 813 | 15 737 |
| 40–44 | 7 392 | 7 415 | 14 807 |
| 45–49 | 6 039 | 6 237 | 12 276 |
| 50–54 | 4 931 | 5 418 | 10 349 |
| 55–59 | 3 868 | 4 161 | 8 029 |
| 60–64 | 2 988 | 3 529 | 6 517 |
| 65–69 | 2 010 | 2,385 | 4 395 |
| 70–74 | 965 | 1 420 | 2 385 |
| 75+ | 1 009 | 1 718 | 2 727 |
| Aceh Tenggara | 110 799 | 110 061 | 220 860 |

Sumber/Source: Hasil Perapihan Umur dari Data Administratif dan SP2020 (September)/*The Result of Smoothing Single Year of Age from Administrative Data and the 2020 Population Census (September)*

Tabel
Table 3.1.4**Jumlah Penduduk Menurut Generasi Per Kecamatan di Kabupaten Aceh Tenggara, 2020**
Population by Generation per Subdistrict in Aceh Tenggara Regency, 2020

| Kecamatan Subdistrict | Post Generasi Z Post Gen Z | Generasi Z Gen Z | Generasi Milenial Milenial |
|--------------------------|-------------------------------|---------------------|-------------------------------|
| (1) | (2) | (3) | (4) |
| Lawe Alas | 2,610 | 5,296 | 4,426 |
| Babul Rahmah | 1,400 | 3,060 | 2,361 |
| Tanoh Alas | 841 | 1,469 | 1,367 |
| Lawe Sigala-gala | 2,613 | 6,733 | 5,120 |
| Babul Makmur | 2,047 | 4,886 | 3,710 |
| Semadam | 1,808 | 4,067 | 3,441 |
| Leuser | 1,081 | 2,573 | 1,744 |
| Bambel | 2,868 | 5,913 | 5,035 |
| Bukit Tusam | 1,651 | 3,540 | 2,975 |
| Lawe Sumur | 1,197 | 2,434 | 1,970 |
| Babussalam | 4,237 | 9,237 | 7,492 |
| Lawe Bulan | 2,436 | 5,407 | 4,399 |
| Badar | 2,207 | 4,448 | 3,826 |
| Darul Hasanah | 2,338 | 4,983 | 3,854 |
| Ketambe | 1,706 | 3,410 | 2,930 |
| Deleng Pokhkisen | 1,301 | 2,775 | 2,153 |
| Aceh Tenggara | 32,341 | 70,231 | 56,803 |

Lanjutan Tabel/Continued Table 3.1.4

| Kecamatan Subdistrict | Generasi X Gen X | Baby Boomer Baby Boomer | Pre Boomer Pre Boomer |
|--------------------------|---------------------|----------------------------|--------------------------|
| (1) | (5) | (6) | (7) |
| Lawe Alas | 2,820 | 1,246 | 186 |
| Babul Rahmah | 1,486 | 771 | 92 |
| Tanoh Alas | 776 | 294 | 42 |
| Lawe Sigala-gala | 3,682 | 2,276 | 327 |
| Babul Makmur | 2,647 | 1,581 | 230 |
| Semadam | 2,414 | 1,310 | 209 |
| Leuser | 1,180 | 397 | 23 |
| Bambel | 3,506 | 1,642 | 255 |
| Bukit Tusam | 2,068 | 1,088 | 157 |
| Lawe Sumur | 1,377 | 603 | 105 |
| Babussalam | 5,706 | 2,689 | 315 |
| Lawe Bulan | 3,063 | 1,535 | 199 |
| Badar | 2,555 | 1,321 | 155 |
| Darul Hasanah | 2,543 | 1,071 | 185 |
| Ketambe | 1,839 | 895 | 110 |
| Deleng Pokhkisen | 1,549 | 828 | 137 |
| Aceh Tenggara | 39,211 | 19,547 | 2,727 |

Sumber/Source: Hasil SP2020 (September)/The result of the 2020 Population Census (September)

Tabel
Table 3.1.5

Jumlah Kartu Tanda Penduduk (KTP), Kartu Keluarga (KK), dan Akte Kelahiran yang Diterbitkan Per Bulan di Kabupaten Aceh Tenggara, 2020
Number of Identity Cards (KTP), Family Registry (KK), and Birth Certificates issued per month in Aceh Tenggara Regency, 2020

| Bulan Month | Jenis Kartu type of card | | |
|---------------------|-----------------------------|-----------------------------|-------------------------------------|
| | KTP Identity Card | Perempuan Family Registr | Akte Kelahiran Birth Certificate |
| (1) | (2) | (3) | (4) |
| Januari/January | 2 243 | 1 315 | 1 107 |
| Februari/February | 2 142 | 1 136 | 830 |
| Maret/March | 853 | 1 008 | 779 |
| April/April | 1 860 | 1 387 | 475 |
| Mei/May | 1 996 | 1 342 | 548 |
| Juni/June | 3 836 | 2 640 | 977 |
| Juli/July | 2 471 | 480 | 1 109 |
| Agustus/August | 1 846 | 1 385 | 608 |
| September/September | 3 089 | 2 149 | 1 127 |
| Oktober/October | 3 467 | 1 653 | 879 |
| November/November | 2 592 | 1 980 | 1 042 |
| Desember/December | 4 729 | 2 353 | 1 546 |
| Jumlah/Total | 31 124 | 18 828 | 11 027 |

Sumber/Source: Dinas Kependudukan dan Catatan Sipil Kabupaten Aceh Tenggara/Population and Civil Regeistration Services of Aceh Tenggara Regency

Tabel 3.1.6 Jumlah Penduduk Pindah Datang Menurut Kecamatan di Kabupaten Aceh Tenggara, 2020
Number of Moving Population According to Subdistrict in Aceh Tenggara Regency, 2020

| Kecamatan Subdistrict | Penduduk Pindah Emigration | | Jumlah Total |
|--------------------------|---|------------------------------------|-----------------|
| | Antar Kabupaten /Kota Between Region | Antar Provinsi Between Province | |
| (1) | (2) | (3) | (4) |
| Lawe Alas | 70 | 77 | 147 |
| Babul Rahmah | 119 | 357 | 476 |
| Tanoh Alas | 106 | 116 | 222 |
| Lawe Sigala-gala | 214 | 254 | 468 |
| Babul Makmur | 97 | 168 | 265 |
| Semadam | 18 | 369 | 387 |
| Leuser | 93 | 34 | 127 |
| Bambel | 99 | 116 | 215 |
| Bukit Tusam | 106 | 51 | 157 |
| Lawe Sumur | 114 | 190 | 304 |
| Babussalam | 51 | 113 | 164 |
| Lawe Bulan | 114 | 28 | 142 |
| Badar | 53 | 115 | 168 |
| Darul Hasanah | 77 | 40 | 117 |
| Ketambe | 28 | 16 | 44 |
| Deleng Pokhkisen | 19 | 144 | 163 |
| Acheh Tenggara | 1 378 | 2 188 | 3 566 |

Lanjutan Tabel/Continued Table 3.1.6

| Kecamatan Subdistrict | Penduduk Datang Immigration | | Jumlah Total |
|--------------------------|---|------------------------------------|-----------------|
| | Antar Kabupaten /Kota Between Region | Antar Provinsi Between Province | |
| (1) | (5) | (6) | (7) |
| Lawe Alas | 44 | 67 | 111 |
| Babul Rahmah | 147 | 322 | 469 |
| Tanoh Alas | 82 | 126 | 208 |
| Lawe Sigala-gala | 113 | 203 | 316 |
| Babul Makmur | 79 | 151 | 230 |
| Semadam | 26 | 296 | 322 |
| Leuser | 63 | 54 | 117 |
| Bambel | 61 | 154 | 215 |
| Bukit Tusam | 47 | 92 | 139 |
| Lawe Sumur | 53 | 215 | 268 |
| Babussalam | 45 | 99 | 144 |
| Lawe Bulan | 143 | 31 | 174 |
| Badar | 16 | 122 | 138 |
| Darul Hasanah | 24 | 36 | 60 |
| Ketambe | 17 | 40 | 57 |
| Deleng Pokhkisen | 23 | 270 | 293 |
| Aceh Tenggara | 983 | 2 278 | 3 261 |

Sumber/Source: Dinas Kependudukan dan Catatan Sipil Kabupaten Aceh Tenggara/Population and Civil Registration Services of Aceh Tenggara Regency

3.2 KETENAGAKERJAAN EMPLOYMENT

Tabel 3.2.1 Jumlah Penduduk Berumur 15 Tahun Keatas Menurut Jenis Kegiatan Selama Seminggu yang Lalu dan Jenis Kelamin di Kabupaten Aceh Tenggara, 2020
Population Aged 15 Years and Over by Type of Activity During The Previous Week and Gender in Aceh Tenggara Regency, 2020

| Kegiatan Utama <i>Main Activity</i> | Jenis Kelamin/Gender | | |
|--|--------------------------|----------------------------|------------------------|
| | Laki-Laki <i>Male</i> | Perempuan <i>Female</i> | Jumlah <i>Total</i> |
| (1) | (2) | (3) | (4) |
| I. Angkatan Kerja/<i>Economically Active</i> | | | |
| 1. Bekerja/ <i>Working</i> | 55 682 | 43 619 | 99 301 |
| 2. Pengangguran Terbuka/ <i>Unemployment</i> | 3 110 | 2 920 | 6 030 |
| II. Bukan Angkatan Kerja/<i>Economically Inactive</i> | | | |
| 1. Sekolah/ <i>Attending School</i> | 6 739 | 6 481 | 13 220 |
| 2. Mengurus Rumah Tangga/ <i>Housekeeping</i> | 3 105 | 19 244 | 22 349 |
| 3. Lainnya/ <i>Others</i> | 3 949 | 2 818 | 6 767 |
| Jumlah/<i>Total</i> | 72 585 | 75 082 | 147 667 |

Sumber/Source: BPS, Survei Angkatan Kerja Nasional (Sakernas) Agustus/BPS-Statistics Indonesia, August National Labor Force Survey

Tabel
Table 3.2.2

Penduduk Berumur 15 Tahun ke Atas Menurut Pendidikan Tertinggi yang Ditamatkan dan Jenis Kegiatan Selama Seminggu yang Lalu di Kabupaten Aceh Tenggara 2020
Population 15 Years of Age and Over by Educational Attainment and Type of Activity During the Previous Week in Aceh Tenggara Regency, 2020

| Pendidikan Tertinggi yang Ditamatkan ¹ <i>Educational Attainment ¹</i> | Angkatan Kerja/Economically Active | | | Persentase Bekerja terhadap Angkatan Kerja <i>Percentage of Working to Economically Active</i> |
|---|------------------------------------|---|--|---|
| | Bekerja <i>Working</i> | Pengangguran ² <i>Unemployment ²</i> | Jumlah Angkatan Kerja <i>Total of Economically Active</i> | |
| (1) | (2) | (3) | (4) | (5) |
| Tidak/Belum Pernah Sekolah <i>No Schooling</i> | 247 | 0 | 247 | 100,00 |
| Tidak/Belum Tamat SD <i>Not Yet Completed Primary School</i> | 5 392 | 82 | 5 474 | 98,50 |
| Sekolah Dasar <i>Primary School</i> | 16 873 | 311 | 17 184 | 98,19 |
| Sekolah Menengah Pertama <i>Junior High School</i> | 22 321 | 859 | 23 180 | 96,29 |
| Sekolah Menengah Atas <i>Senior High School</i> | 36 077 | 3 727 | 39 804 | 90,64 |
| Sekolah Menengah Atas Kejuruan <i>Vocational Senior High School</i> | 3 035 | 599 | 3 634 | 83,52 |
| Diploma I/II/III/Akademi <i>Diploma I/II/III/ Academy</i> | 3 952 | 0 | 3 952 | 100,00 |
| Universitas <i>University</i> | 11 404 | 452 | 11 856 | 96,19 |
| Jumlah/Total | 99 301 | 6 030 | 105 331 | 94,28 |

Lanjutan Tabel/Continued Table 3.2.2

| Pendidikan Tertinggi yang Ditamatkan ¹ <i>Educational Attainment</i> ¹ | Bukan Angkatan Kerja <i>Not Economically Active</i> | Jumlah <i>Total</i> | Persentase Angkatan Kerja terhadap Penduduk Usia Kerja <i>Percentage of Economically Active to Working Age Population</i> |
|--|---|------------------------|---|
| (1) | (6) | (7) | (8) |
| Tidak/Belum Pernah Sekolah <i>No Schooling</i> | 252 | 499 | 49,50 |
| Tidak/Belum Tamat SD <i>Not Yet Completed Primary School</i> | 3 194 | 8 668 | 63,15 |
| Sekolah Dasar <i>Primary School</i> | 7 179 | 24 363 | 70,53 |
| Sekolah Menengah Pertama <i>Junior High School</i> | 14 306 | 37 486 | 61,84 |
| Sekolah Menengah Atas <i>Senior High School</i> | 12 857 | 52 661 | 75,59 |
| Sekolah Menengah Atas Kejuruan <i>Vocational Senior High School</i> | 2 393 | 6 027 | 60,30 |
| Diploma I/II/III/Akademi <i>Diploma I/II/III/ Academy</i> | 996 | 4 948 | 79,87 |
| Universitas <i>University</i> | 1 159 | 13 015 | 91,09 |
| Jumlah/Total | 42 336 | 147 667 | 71,33 |

- Catatan/Note: ¹
0. ≤ Sekolah Dasar (SD)/≤ *Primary School*
 1. Sekolah Menengah Pertama/*Junior High School*
 2. Sekolah Menengah Atas/*Senior High School*
 3. Perguruan Tinggi/*Collage*
- ²
1. Mencari pekerjaan/*Looking for work*
 2. Mempersiapkan usaha/*Establishing a new business/firm*
 3. Merasa tidak mungkin mendapat pekerjaan/*Hopeless of job*
 4. Sudah punya pekerjaan tetapi belum mulai bekerja/*Have a job in future start*

Sumber/Source: BPS, Survei Angkatan Kerja Nasional (Sakernas) Agustus/BPS-Statistics Indonesia, August National Labor Force Survey

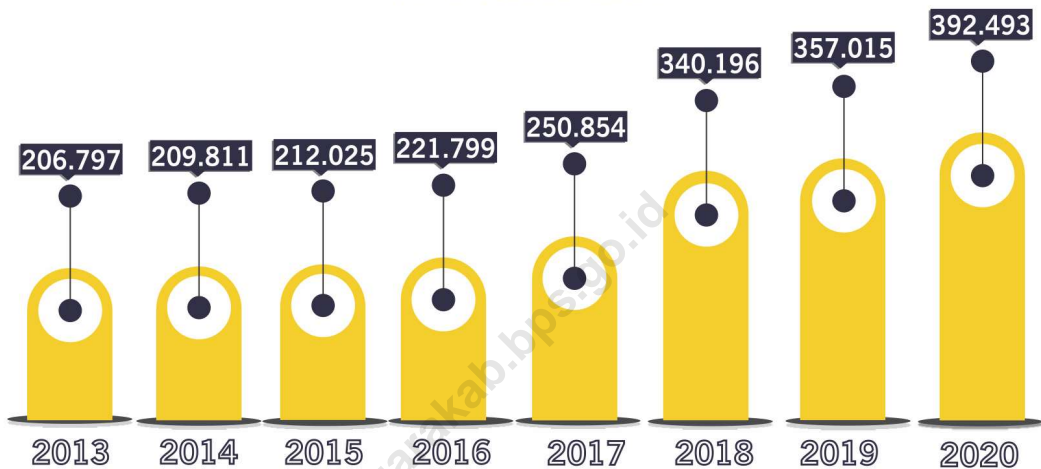
Tabel
Table 3.2.3

Penduduk Berumur 15 Tahun Ke Atas yang Bekerja Selama Seminggu yang Lalu Menurut Status Pekerjaan Utama dan Jenis Kelamin di Kabupaten Aceh Tenggara, 2020
Population 15 Years of Age and Over who Worked During The Previous Week by Main Employment Status and Gender in Aceh Tenggara Regency, 2020

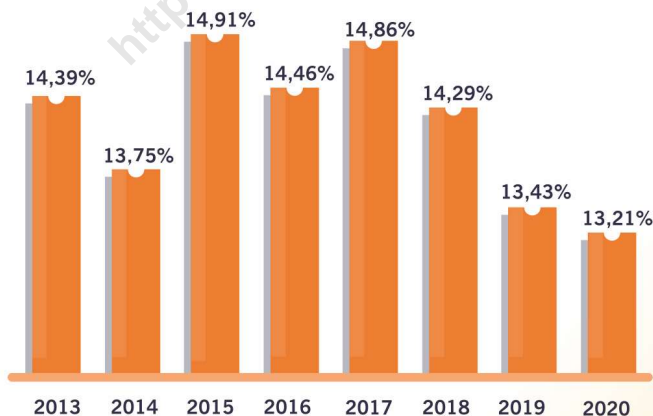
| Status Pekerjaan Utama <i>Main Employment Status</i> | Laki-Laki <i>Male</i> | Perempuan <i>Female</i> | Jumlah <i>Total</i> |
|---|---------------------------------|-----------------------------------|-------------------------------|
| (1) | (2) | (3) | (4) |
| Berusaha sendiri <i>Own account worker</i> | 10 526 | 8 550 | 19 076 |
| Berusaha dibantu buruh tidak tetap/ buruh tidak dibayar <i>Employer assisted by temporary worker/ unpaid worker</i> | 10 847 | 4 784 | 15 631 |
| Berusaha dibantu buruh tetap/buruh dibayar <i>Employer assisted by permanent worker/ paid worker</i> | 2 272 | 408 | 2 680 |
| Buruh/Karyawan/Pegawai/ <i>Employee</i> | 13 502 | 9 150 | 22 652 |
| Pekerja bebas <i>Casual worker</i> | 12 545 | 5 744 | 18 289 |
| Pekerja keluarga/tak dibayar <i>Family worker/unpaid worker</i> | 5 990 | 14 983 | 20 973 |
| Jumlah/Total | 55 682 | 43 619 | 99 301 |

Sumber/Source: BPS, Survei Angkatan Kerja Nasional (Sakernas) Agustus/BPS-Statistics Indonesia, August National Labor Force Survey

PERKEMBANGAN GARIS KEMISKINAN KABUPATEN ACEH TENGGARA TAHUN 2013-2020



PERKEMBANGAN PERSENTASE KEMISKINAN KABUPATEN ACEH TENGGARA TAHUN 2013-2020



PENJELASAN TEKNIS**TECHNICAL NOTES**

- | | |
|--|---|
| <p>1. Tidak/belum pernah sekolah adalah mereka yang tidak pernah atau belum pernah terdaftar dan tidak pernah atau belum pernah aktif mengikuti pendidikan di suatu jenjang pendidikan formal. Termasuk juga yang tamat/belum tamat taman kanak-kanak tetapi tidak melanjutkan ke sekolah dasar.</p> | <p>1. <i>Not/never attending school is someone who has never attended or never been registered in a formal education, such as primary, secondary, and tertiary education. Those who just completed kindergarten are considered as never attended school.</i></p> |
| <p>2. Masih bersekolah adalah mereka yang terdaftar dan aktif mengikuti pendidikan formal dan nonformal (Paket A, B, atau C), baik pendidikan dasar, menengah maupun pendidikan tinggi. Bagi mahasiswa yang sedang cuti dianggap masih bersekolah.</p> | <p>2. <i>Attending school is someone who is currently attending primary, secondary, or tertiary education, including package A, package B, or package C. College student who postpones his/her study is considered as attending school.</i></p> |
| <p>3. Tidak bersekolah lagi adalah mereka yang pernah terdaftar dan aktif mengikuti pendidikan di suatu jenjang pendidikan formal dan nonformal (Paket A, B, atau C), tetapi pada saat pencacahan tidak lagi terdaftar dan tidak aktif mengikuti pendidikan.</p> | <p>3. <i>Not attending school anymore is someone who had enrolled and participated in formal and non-formal education in the past including package A, package B, or package C, but currently does not attend school.</i></p> |
| <p>4. Tamat sekolah adalah menyelesaikan pelajaran yang ditandai dengan lulus ujian akhir pada kelas atau tingkat terakhir suatu jenjang pendidikan di sekolah negeri maupun swasta dengan mendapatkan tanda tamat belajar/ijazah. Seseorang yang belum mengikuti pelajaran</p> | <p>4. <i>Completed particular level of education is someone who has completed particular level of education in private or public school and accepting graduation certificate. Someone who has never attended the highest grade but passed the final exam is considered as completed particular level of</i></p> |

pada kelas tertinggi tetapi telah mengikuti ujian akhir dan lulus dianggap tamat sekolah.

5. Dapat membaca dan menulis artinya dapat membaca dan menulis kata-kata/kalimat sederhana dengan suatu aksara tertentu.
6. Jalur Pendidikan di Indonesia terdiri atas 1) pendidikan formal, 2) pendidikan nonformal, dan 3) pendidikan informal yang ketiganya dapat saling melengkapi dan memperkaya (Undang-Undang No. 20 Tahun 2013 tentang Sistem Pendidikan Nasional).
7. Jenjang Pendidikan Formal terdiri atas pendidikan dasar, pendidikan menengah, dan pendidikan tinggi. Jenis pendidikan yang diajarkan mencakup pendidikan umum, kejuruan, akademik, profesi, vokasi, keagamaan, dan khusus.
 - a. Pendidikan Dasar berbentuk Sekolah Dasar (SD) dan Madrasah Ibtidaiyah (MI) atau bentuk lain yang sederajat serta Sekolah Menengah Pertama (SMP) dan Madrasah Tsanawiyah (MTs), atau bentuk lain yang sederajat.
 - b. Pendidikan Menengah berbentuk Sekolah Menengah Atas (SMA), Madrasah Aliyah (MA), Sekolah Menengah Kejuruan (SMK), dan Madrasah Aliyah Kejuruan (MAK),

education.

5. *Able to read and write is the ability to read and write at least a simple sentence in any letter of alphabets.*
6. *The Education System in Indonesia consists of 1) a formal education, 2) non-formal education, and 3) informal education that all three can be complementary and enriching (Law No. 20 Year 2013 about The National Education System).*
7. *The Formal Education Level consists of primary education, secondary education, and high education. The kind of education that taught consists of general education, vocational, academic, professional, religious, and specific education.*
 - a. *The Primary Education consists of Elementary School and Islamic Elementary School or other equivalent forms and Junior High School and MTs, or other equivalent forms.*
 - b. *The Secondary Education consists of the senior high school, MA, Vocational School, and Vocational Madrasah Aliyah, or other equivalent forms*
 - c. *The High Education consists of the education level after the secondary*

- atau bentuk lain yang sederajat.
- c. Pendidikan Tinggi merupakan jenjang pendidikan setelah pendidikan menengah yang mencakup program pendidikan diploma, sarjana, magister, spesialis, dan doktor yang diselenggarakan oleh perguruan tinggi. Perguruan tinggi dapat berbentuk akademi, politeknik, sekolah tinggi, institut, atau universitas.
8. Rumah Sakit adalah tempat pemeriksaan dan perawatan kesehatan, biasanya berada di bawah pengawasan dokter/tenaga medis, yang melayani penderita yang sakit untuk berobat rawat jalan atau rawat inap.
9. Rumah Sakit Bersalin adalah rumah sakit khusus untuk persalinan, dilengkapi pelayanan spesialis pemeriksaan kehamilan, persalinan, rawat inap dan rawat jalan ibu dan anak yang berada di bawah pengawasan dokter spesialis kandungan.
10. Rumah Bersalin adalah sarana pelayanan kesehatan dengan izin sebagai rumah bersalin, dilengkapi pelayanan pemeriksaan kehamilan, persalinan serta pemeriksaan ibu dan anak yang berada di bawah pengawasan bidan senior.
- education that consists of diplomas, bachelor, master, specialist, and doctoral degrees that are held by the college. The colleges can be academy, polytechnic, high school, institute, or university.*
8. *Hospital is a place for health check, usually controlled/supervised by doctors/medical personnel to serve the ill patients to get outpatient or inpatient treatment services.*
9. *Maternity Hospital is a specialized hospital for childbirth, has specialist inspection service to pregnancy, childbirth, hospitalization and outpatient for mothers and children that is under the supervision of an obstetrician.*
10. *Maternity House is health care facility with a license as a maternity house, equipped with prenatal care, childbirth and examination of mothers and children which is under the supervision of a senior midwife.*

11. Poliklinik adalah sarana kesehatan yang dipakai untuk pelayanan berobat jalan, biasanya berada di bawah pengawasan dokter/tenaga medis.
 12. Puskesmas (Pusat Kesehatan Masyarakat) adalah unit pelaksana teknis dinas kesehatan kabupaten/ kota yang mempunyai fungsi utama sebagai penyelenggara pelayanan kesehatan tingkat pertama. Wilayah kerja puskesmas maksimal adalah satu kecamatan dan untuk dapat menjangkau wilayah kerjanya, puskesmas mempunyai jaringan pelayanan yang meliputi unit Puskesmas Pembantu (Pustu), unit Puskesmas Keliling (Puskel), dan unit bidan desa/komunitas (Peraturan Menteri Kesehatan RI No. 75 Tahun 2014 Tentang Pusat Kesehatan Masyarakat).
 13. Apotek adalah suatu tempat tertentu yang digunakan untuk melakukan pekerjaan kefarmasian, dan penyaluran/ penjualan obat atau bahan farmasi dan perbekalan kesehatan lainnya kepada masyarakat yang dikelola oleh tenaga apoteker (Peraturan Menteri Kesehatan RI No. 1332 Tahun 2002 Tentang Perubahan Atas Peraturan Menteri Kesehatan RI No. 922/MENKES/PER/X/1993 Tentang Ketentuan dan Tata Cara Pemberian Izin Apotek).
11. *Polyclinic is a health facility in which to get outpatient services, usually under the control of doctor/ medical personnel.*
 12. *Public Health Center is technical implementation unit of regency health department that have the primary function as a first-level health care providers. The working area standard of public health center is one Subdistrict and to reach their working areas, public health centers have a service network covering subsidiary of public health center, mobile public health center units, and midwife units (Regulation of the Minister of Health of Indonesia Number 75 Year 2014 about Public Health Center).*
 13. *Pharmacy is a specific place that is used for pharmaceutical jobs, and distribution/sale of drugs/ pharmaceuticals and other medical supplies to people that are administered by trained pharmacist (Regulation of the Minister of Health of Indonesia Number 1332 Year 2002 about the Changes of Regulation of the Minister of Health of Indonesia Number 922/MENKES/PER/X/1993 about Pro-vision and Procedures for Administration of Licensed Pharmacies).*

14. Imunisasi adalah memasukkan kuman atau racun penyakit tertentu yang sudah dilemahkan (vaksin) ke dalam tubuh dengan cara disuntik atau diminum (diteteskan dalam mulut) dengan maksud agar terjadi kekebalan tubuh terhadap penyakit tersebut.
15. Keluhan kesehatan adalah keadaan seseorang yang mengalami gangguan kesehatan atau kejiwaan, baik karena penyakit akut, penyakit kronis, kecelakaan, kriminal, atau hal lain.
16. Mengobati sendiri adalah upaya oleh anggota rumah tangga/keluarga dengan melakukan pengobatan sendiri tanpa datang ke tempat fasilitas kesehatan atau memanggil dokter/petugas kesehatan ke rumahnya (misal minum obat modern, jamu, kerokan, kompres, kop, pijat) agar sembuh atau menjadi lebih ringan keluhan kesehatannya.
17. Angka penemuan kasus tuberkulosis adalah jumlah kasus baru tuberkulosis (TB) dan kasus TB yang didiagnosis kambuh yang diobati dalam program penanggulangan TB nasional dan dilaporkan kepada WHO, dibagi dengan perkiraan WHO terhadap jumlah kasus insiden tuberkulosis pada tahun yang sama,
14. *Immunization is putting enervated microbe of a certain disease into human body by injection or drinking (dropping into mouth) to make the body immune to that disease.*
15. *Health complaint is a condition where a person has health or mental problems because of acute illness, chronically illness, accident, crimes, or others.*
16. *Self treatment is an effort of household members/family to have a health treatment by themselves without visiting health facilities or a doctor/health personnel (for instance, by taking modern medicine, herb medicine, chief with a coin, compress, cupping suction, massage) in order to recover from illness or reduce the health complaint.*
17. *The case detection rate for all forms of tuberculosis is the number of new and replase tuberculosis cases diagnosed and treated in national tuberculosis control programmes and notified to WHO, divided by WHO's estimate of the number of incident tuberculosis cases for the same year, expressed as a percentage.*

dinyatakan sebagai persentase.

18. Angka keberhasilan pengobatan tuberkulosis smear positive/Basil Tahan Asam (BTA) positif adalah proporsi (dinyatakan sebagai persentase) kasus TB BTA positif yang terdaftar di bawah program pengendalian TB nasional pada tahun tertentu yang dinyatakan berhasil menyelesaikan pengobatan. Dengan atau tanpa bukti bakteriologi keberhasilan ("sembuh" dan "menyelesaikan pengobatan" masing-masing).
 19. Kasus kumulatif AIDS adalah kumulatif kasus AIDS sampai dengan referensi waktu tertentu.
 20. BCG (Bacillus Calmette Guerin) merupakan vaksinasi untuk mencegah penyakit TBC, diberikan pada bayi baru lahir atau anak, dengan suntikan pada kulit pangkal lengan atas. Bekas suntikan kemudian akan membentuk tonjolan kecil jaringan parut pada kulit lengan atas. Suntikan BCG diberikan kepada anak sebanyak 1 kali.
 21. DPT (Difteri, Pertusis, Tetanus) merupakan vaksin untuk mencegah penyakit Difteri, Pertusis, dan Tetanus yang diberikan pada bayi berumur 3 bulan ke atas, dengan suntikan pada paha, diulang 1 bulan dan 2 bulan kemudian, sehingga
18. *The treatment success rate for new pulmonary smear-positive tuberculosis cases is the proportion (expressed as a percentage) of new smear-positive tuberculosis cases registered under a national tuberculosis control programme in a given year that successfully completed treatment. With or without bacteriological evidence of success ("cured" and "treatment completed" respectively).*
 19. *Cummulative AIDS case is cummulative AIDS cases with reference to a particular time.*
 20. *BCG (Bacillus Calmette Guerin) is a vaccine to prevent TBC disease, given to newborns or children, by injection at the base of the skin of the upper arm. Injection site will form little bumps of scar tissue in the skin of the upper arm. BCG injections given to children 1 times.*
 21. *DPT (Diphtheria, Pertussis, Tetanus) is a vaccine to prevent the diphtheria, pertussis, and tetanus disease, given to infants aged 3 months and above, with a shot in the thigh, repeated one month and two months later, so that the complete DPT immunization*

suntikan imunisasi DPT lengkap pada balita berjumlah 3 kali (kadang-kadang selang waktu antar suntikan bisa lebih dari 1 bulan).

shots at toddler totaling 3 times (sometimes the time interval between injections can be more than 1 month).

22. Luas lantai adalah luas lantai yang ditempati dan digunakan untuk keperluan sehari-hari (sebatas atap).

22. *Floor area is the total area which is occupied and utilized daily.*

23. Air leding adalah sumber air yang berasal dari air yang telah melalui proses penjernihan dan penyehatan sebelum dialirkan kepada konsumen melalui instalasi berupa saluran air. Sumber air ini biasanya diusahakan oleh PAM/ PDAM/ BPAM. Termasuk dalam hal ini air leding yang didapat secara eceran.

23. *Pipe water is a water source that comes from water that has been through a process of purification and sanitation before distribute to consumers through an instalation of water lines. This water source is usually distributed by PAM/ PDAM/ BPAM. This include a pipe water that sold at retail.*

24. Sumur terlindung adalah air yang berasal dari dalam tanah yang digali dan lingkaran sumur tersebut dilindungi oleh tembok paling sedikit 0,8 meter di atas tanah dan 3 meter ke bawah tanah, serta ada lantai semen sejauh 1 meter dari lingkaran sumur.

24. *Protected wells is water that comes from the soil were excavated and the circumference of the well was protected by walls at least 0.8 meters above ground and 3 meters underground, and cement floor as far as 1 meter from the well circumference.*

25. Status penguasaan bangunan tempat tinggal milik sendiri adalah jika tempat tinggal tersebut pada waktu pencacahan betul-betul sudah milik kepala rumah tangga atau salah seorang anggota rumah tangga. Rumah yang dibeli secara angsuran

25. *Own ownership property status is a status of dwelling occupied belongs to the head of household or one of the household member. Houses bought through bank credit or houses with leasing status were also categorized as an own property.*

melalui kredit bank atau rumah dengan status sewa beli dianggap rumah milik sendiri.

26. Peristiwa tindak pidana yang dilaporkan ialah setiap peristiwa yang diterima kepolisian dari laporan masyarakat, atau peristiwa dimana pelakunya tertangkap tangan oleh kepolisian.

27. Jumlah tindak pidana menggambarkan jumlah kasus tindak pidana yang terjadi pada kurun waktu tertentu.

28. Resiko penduduk terjadi tindak pidana per 100.000 penduduk.

$$= \frac{\text{Jumlah tindak pidana tahun } t}{\text{Jumlah penduduk tahun } t} \times 100.000$$

Resiko penduduk terjadi tindak pidana per 100.000 penduduk mengindikasikan peluang penduduk berisiko terkena tindak pidana. Biasanya dinyatakan dalam setiap 100.000 penduduk.

29. Selang waktu terjadi tindak pidana tahun t

$$= \frac{365 \times 24 \times 60 \times 60}{\text{Jumlah tindak pidana tahun } t} \times (\text{detik})$$

Selang waktu terjadi tindak pidana tahun t mengindikasikan selang waktu terjadinya satu tindak kejahatan dengan kejahatan yang lain.

26. *Reported crime incidence includes all criminal cases reported and received by police office, and all crimes caught by police.*

27. *Crime total refers to the number of criminal cases occurring during a given period.*

28. *Crime rate*

$$= \frac{\text{Number of criminal cases year } t}{\text{Total population year } t} \times 100.000$$

Crime rate indicates the probability of population exposed to risk of crime, expressed in every 100,000 people.

29. *Crime clock*

$$= \frac{365 \times 24 \times 60 \times 60}{\text{Number of criminal cases year } t} \times (\text{second})$$

Crime clock indicates the time interval of occurrence between one crime to another crime.

30. Persentase penyelesaian tindak pidana

$$= \frac{\text{Jumlah tindak pidana yang diselesaikan}}{\text{Jumlah peristiwa tindak pidana yang dilaporkan}} \times 100\%$$

Persentase penyelesaian peristiwa tindak pidana menyatakan persentase penyelesaian tindak pidana oleh polisi. Suatu tindak pidana dinyatakan sebagai kasus yang selesai di tingkat kepolisian, apabila:

- 1) berkas perkaranya sudah siap untuk diserahkan atau telah diserahkan kepada kejaksaan;
- 2) dalam hal delik aduan, pengaduannya dicabut dalam tenggang waktu yang telah ditentukan menurut undang-undang;
- 3) telah diselesaikan oleh kepolisian berdasarkan azas plichtmatigheid (kewajiban berdasarkan kewenangan hukum);
- 4) kasus yang dimaksud tidak termasuk kompetensi kepolisian
- 5) tersangka meninggal dunia;
- 6) kasus kadaluwarsa.

31. Bencana Alam adalah peristiwa atau serangkaian peristiwa yang mengancam dan mengganggu kehidupan/penghidupan masyarakat yang disebabkan oleh faktor alam antara lain berupa gempa bumi, tsunami, gunung meletus, banjir, kekeringan, angin topan, dan tanah longsor

30. *Crime clearance rate*

$$= \frac{\text{Number of cleared criminal cases}}{\text{Number of reported criminal cases}} \times 100\%$$

Crime clearance rate refers to percentage of crime clearance by police. A criminal case is categorized as a cleared case by police, if:

- 1) *All documents are ready to submit or already submitted to justice court;*
- 2) *In the case of attense that warrants complaint, the complaint was withdraw within a given period state in the law;*
- 3) *The case was cleared by police based on the principle of plichtmatigheid (obligation on the basis of law outhority);*
- 4) *The case was not the responsibility of police office;*
- 5) *The suspect died.*
- 6) *The case was out of date.*

31. *31. Natural Disaster is an event or series of events that threaten and disrupt the lives and livelihoods caused by natural factors such as: earthquake, tsunami, volcanic eruption, flood, flash flood, drought, typhoon/cyclone, and landslide so it can lead to result in loss of material and non-material.*

sehingga mengakibatkan kerugian materi maupun non-materi.

32. Korban meninggal adalah orang yang dilaporkan tewas atau meninggal dunia akibat bencana.
 33. Korban hilang adalah orang yang dilaporkan hilang atau tidak ditemukan atau tidak diketahui keberadaannya setelah terjadi bencana.
 34. Korban luka/sakit adalah orang yang mengalami luka-luka atau sakit, dalam keadaan luka ringan, luka sedang maupun luka parah/berat, baik yang berobat jalan maupun rawat inap.
 35. Rusak Berat adalah kriteria kerusakan yang mengakibatkan bangunan roboh atau sebagian besar komponen struktur rusak.
 36. Rusak sedang adalah kriteria kerusakan yang mengakibatkan sebagian kecil komponen struktur rusak, dan komponen penunjang rusak namun bangunan masih tetap berdiri.
 37. Rusak ringan adalah kriteria kerusakan yang mengakibatkan sebagian komponen struktur retak (struktur masih bisa digunakan) dan bangunan masih tetap berdiri.
32. *Fatality is a person reported killed or death in the wake of a disaster.*
 33. *Missing person is a person reported missing or who cannot be located or who cannot be accounted for in the wake of a disaster.*
 34. *Casualty is a person suffering injury or illness, in a state of light injury, moderate injury, or heavy injury, which in undergoing treatment as either an outpatient or inpatient.*
 35. *Severely damaged is the criteria of damage that resulted most buildings collapsed or damaged its structural components.*
 36. *Damaged is the criteria of damage that resulted defective fraction of structural components and supporting components damaged, but the building still stands.*
 37. *Lightly damaged is the criteria of damage that resulted partially cracked structural components, but the structure still can be used and the building still stands.*

38. Untuk mengukur kemiskinan, BPS menggunakan konsep kemampuan memenuhi kebutuhan dasar (basic needs approach). Dengan pendekatan ini, kemiskinan dipandang sebagai ketidakmampuan dari sisi ekonomi untuk memenuhi kebutuhan dasar makanan dan bukan makanan yang diukur dari sisi pengeluaran. Metode yang digunakan adalah menghitung Garis Kemiskinan (GK), yang terdiri dari dua komponen yaitu Garis Kemiskinan Makanan (GKM) dan Garis Kemiskinan Non-Makanan (GKNM). Penghitungan Garis Kemiskinan dilakukan secara terpisah untuk daerah perkotaan dan perdesaan.
39. Penduduk miskin adalah penduduk yang memiliki rata-rata pengeluaran per kapita per bulan di bawah Garis Kemiskinan.
40. Garis Kemiskinan Makanan (GKM) merupakan nilai pengeluaran kebutuhan minimum makanan yang disetarakan dengan 2.100 kkalori per kapita per hari. Garis Kemiskinan Non-Makanan (GKNM) adalah kebutuhan minimum untuk perumahan, sandang, pendidikan, kesehatan, dan kebutuhan dasar lainnya.
38. *To measure poverty, BPS-Statistics Indonesia has used the concept of basic needs approach. Therefore, poverty is viewed as economic inability to fulfill food and non-food basic needs which are measured by consumption/expenditure. The method used is calculating poverty line, which consists of two components that are Food Poverty Line (FPL) and Non-Food Poverty Line (NFPL). The poverty line was calculated separately for urban and rural areas.*
39. *A person whose expenditure per capita per month is below the poverty line is considered to be poor.*
40. *The Food Poverty Line refers to the daily minimum requirement of 2,100 kcal per capita per day. The Non-Food Poverty Line refers to the minimum requirement for household necessities for clothing, education, health, and other basic individual needs.*

41. Ukuran Kemiskinan
 - a. Head Count Index (HCI-P0) adalah persentase penduduk miskin yang berada di bawah Garis Kemiskinan (GK).
 - b. Indeks Kedalaman Kemiskinan (PovertyGapIndex-P1) merupakan ukuran rata-rata kesenjangan pengeluaran masing-masing penduduk miskin terhadap garis kemiskinan. Semakin tinggi nilai indeks, semakin jauh rata-rata pengeluaran penduduk dari garis kemiskinan.
 - c. Indeks Keparahan Kemiskinan (Poverty Severity Index-P2) memberikan gambaran mengenai penyebaran pengeluaran di antara penduduk miskin. Semakin tinggi nilai indeks, semakin tinggi ketimpangan pengeluaran di antara penduduk miskin.

Foster-Greer-Thorbecke (1984) merumuskan suatu ukuran yang digunakan untuk mengukur tingkat kemiskinan sebagai berikut:

$$P_{\alpha} = \frac{1}{n} \sum_{i=1}^q \left[\frac{z - y_i}{z} \right]^{\alpha}$$

dimana:

$\alpha=0, 1, 2$

z =Garis kemiskinan

y_i =Rata-rata pengeluaran perkapita sebulan penduduk yang berada di bawah garis kemiskinan

41. *Poverty Measures*
 - a. *Head Count Index (HCI-P0) simply measures the percentage of the population that is counted as poor, often denoted by P0.*
 - b. *Poverty Gap Index-P1 measures the extent to which individuals fall below the poverty line (the poverty gaps) as a proportion of the poverty line. Higher value of the index shows that the gap between average expenditure of the poor and the poverty line is wider.*
 - c. *Poverty Severity Index-P2 describes inequality among the poor. This is simply a weighted sum of poverty gaps (as a proportion of the poverty line), where the weights are the proportionate poverty gaps themselves. Hence, by squaring the poverty gap index, the measure implicitly puts more weight on observations that fall well below the poverty line. Higher value of the index shows that inequality among the poor is higher.*

Foster-Greer-Thorbecke (1984) developed poverty measures that may be written as:

$$P_{\alpha} = \frac{1}{n} \sum_{i=1}^q \left[\frac{z - y_i}{z} \right]^{\alpha}$$

where:

$\alpha=0, 1, 2$

z =the poverty line

y_i =Average expenditure per capita per month of the poor

$(i=1,2,\dots,q), y_i < z$
 q =Banyaknya penduduk yang berada di bawah garis kemiskinan
 n =Jumlah penduduk

Jika $a=0$, diperoleh Head Count Index (P0), jika $a=1$ diperoleh indeks kedalaman kemiskinan (Poverty Gap Index-P1) dan jika $a=2$ disebut indeks keparahan kemiskinan (Poverty Severity Index-P2).

$(i=1,2,\dots,q), y_i < z$
 q =the number of poor
 n =the total population

If $a=0$ is obtained Head Count Index (P0), if $a=1$ is obtained Poverty Gap Index-P1, and if $a=2$ is obtained Poverty Severity Index-P2.

42. Indeks Pembangunan Manusia (IPM) menjelaskan bagaimana penduduk dapat mengakses hasil pembangunan dalam memperoleh pendapatan, kesehatan, pendidikan dan sebagainya. IPM diperkenalkan oleh UNDP pada tahun 1990 dan dipublikasikan secara berkala dalam laporan tahunan Human Development Report (HDR). IPM dibentuk oleh 3 (tiga) dimensi dasar: Umur panjang dan hidup sehat; pengetahuan; dan standar hidup layak.

42. *The Human Development Index (HDI) explains how people can access development results in obtaining income, health, education and so forth. HDI was introduced by United Nations Development Programme (UNDP) in 1990 and published periodically in the annual report of the Human Development Report. HDI was formed by three basic dimensions: a long and healthy life; knowledge; and a decent standard of living.*

ULASAN

Salah satu faktor utama keberhasilan pembangunan di suatu kabupaten adalah tersedianya cukup sumber daya manusia (SDM) yang berkualitas. Peningkatan SDM sekarang ini lebih difokuskan pada pemberian kesempatan seluas-luasnya kepada penduduk untuk mengecap pendidikan, terutama penduduk kelompok usia sekolah (umur 7-24 tahun).

Pada tahun ajaran 2020/2021, fasilitas pendidikan baik Negeri maupun Swasta di Kabupaten Aceh Tenggara diantaranya SD sebanyak 174 sekolah, MI sebanyak 26 Sekolah, SMP sebanyak 71 Sekolah, MTs Sebanyak 18 Sekolah, SMA sebanyak 28 Sekolah, MA sebanyak 20 Sekolah dan SMK sebanyak 16 sekolah.

Jumlah murid menurut tingkat pendidikan tahun ajaran 2020/2021 adalah 25.546 murid SD, 5.376 murid MI, 10.381 murid SMP, 3.221 murid MTs, 7.347 murid SMA, 3.882 murid MA dan 2.611 orang murid SMK.

Pembangunan bidang kesehatan meliputi seluruh siklus atau tahapan kehidupan manusia. Bila pembangunan kesehatan berhasil dengan baik, maka secara langsung atau tidak langsung akan terjadi peningkatan kesejahteraan rakyat. Pembangunan bidang kesehatan

DESCRIPTION

One major factor in the successful development of a Subdistrict is the availability of adequate human resources (HR) quality. Increased HR is now more focused on providing greater opportunities for residents to taste education, especially school-age population group (age 7-24 years).

In the 2020/2021 academic year, educational facilities both public and private in Southeast Aceh Regency include 174 elementary schools, 26 MI schools, 71 junior high schools, 18 MTs, 28 SMA schools, 20 MA schools and 20 vocational schools 16 schools.

The number of students according to education level for the 2020/2021 school year is 25,546 elementary students, 5,376 MI students, 10,381 junior high school students, 3,221 MTs students, 7,347 high school students, 3,882 MA students and 2,611 vocational students.

Health Subdistrict development covers the entire cycle or stages of human life. When the health development is working well, then it is directly or indirectly will increase welfare. Health Subdistrict development is a very important part of human resource development arena of Indonesia's population, therefore the

merupakan bagian yang sangat penting dari ajang peningkatan SDM penduduk Indonesia, oleh karena itu program-program kesehatan telah dimulai atau bahkan lebih diprioritaskan pada calon generasi penerus, khususnya calon bayi dan anak usia dibawah lima tahun (balita).

Pembangunan di sektor kesehatan saat ini lebih ditujukan pada penyediaan dan peningkatan sarana dan prasarana kesehatan, selain itu juga pengadaan tenaga kesehatan yang terampil. Pada tahun 2020, jumlah fasilitas kesehatan di Kabupaten Aceh Tenggara sebanyak 1 rumah sakit pemerintah, 1 rumah sakit swasta, 21 puskesmas dan 56 puskesmas pembantu.

Program Keluarga Berencana juga berperan dalam memperbaiki kesehatan dan kesejahteraan masyarakat. Program KB Nasional merupakan program pemerintah yang bertujuan untuk mengatur jarak kelahiran dan jumlah kelahiran anak ideal.

Pada tahun 2020, Pasangan Usia Subur di Kabupaten Aceh Tenggara mencapai 27.105 orang. Sebanyak 42,89 persen PUS lebih memilih KB jenis suntik.

Negara Indonesia menjamin kehidupan umat beragama dan senantiasa mengembangkan kerukunan hidup guna membina kehidupan masyarakat dan sekaligus

health programs have been initiated or even higher priority on the next generation of candidates, particularly candidates for babies and children aged under five years old (toddlers).

Development in the health sector is currently more focused on providing and improving health facilities and infrastructure, in addition to the provision of skilled health personnel. In 2020, the number of health facilities in Southeast Aceh District will be 1 government hospital, 1 private hospital, 21 puskesmas and 56 auxiliary health centers.

Family planning programs also play a role in improving the health and welfare. National Family Planning Program is a government program that aims to adjust the spacing of births and ideal number of children born.

In year 2020, eligible couples in Aceh Tenggara Regency are 27,105 people. About 42.89 percent of eligible couples had choose injection contraception method.

Indonesia state guarantees of religious life and constantly developing in order to foster harmonious life and community life as well as address the various socio-cultural issues that may

mengatasi berbagai masalah sosial budaya yang mungkin dapat menghambat kemajuan bangsa.

Untuk menunjang kegiatan umat beragama di masyarakat perlu adanya sarana dan prasarana yang memadai bagi semua umat guna untuk meningkatkan pelayanan bagi kepentingan pelaksanaan ibadah keagamaan, yaitu yang mencakup prasarana ibadah serta pelayanan kepada masyarakat.

Pada tahun 2020, jumlah prasarana peribadatan yang tercatat di Kabupaten Aceh Tenggara sebanyak 592 tempat ibadah. Terdiri dari 245 masjid, 191 mushola/meunasah, 147 gereja protestan dan 9 gereja katolik.

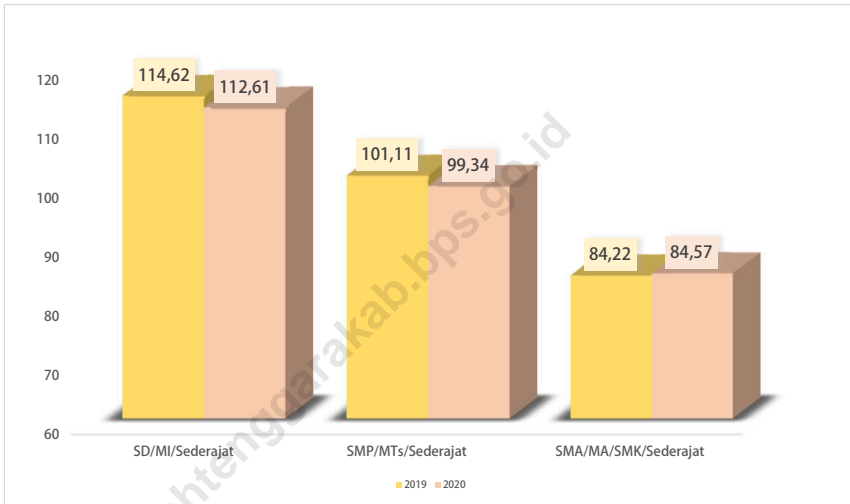
hinder the progress of the nation.

To support the religious activities in the community need for adequate facilities and infrastructure for all the people in order to improve services for the benefit of the implementation of religious worship, worship that which includes infrastructure and services to the community.

In 2020, the number of worship facilities in Aceh Tenggara Regency as many as 592 places of worship. Consists of 245 mosque, 191 mushola/meunasah, 147 christian church and 9 Catholic church.

Gambar 4.1
Figures

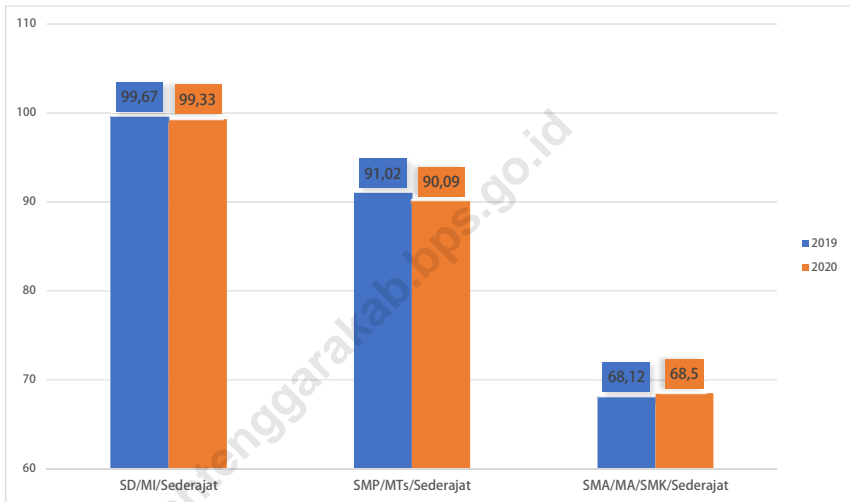
Angka Partisipasi Kasar (APK) Menurut Jenjang Pendidikan di Kabupaten Aceh Tenggara, 2019 dan 2020
Gross Participation Rates by Educational Level in Aceh Tenggara Regency, 2019 and 2020



Sumber/Source: BPS, Survei Sosial Ekonomi Nasional (Susenas)/BPS-Statistics Indonesia, National Socioeconomic Survey

Gambar 4.2
Figures

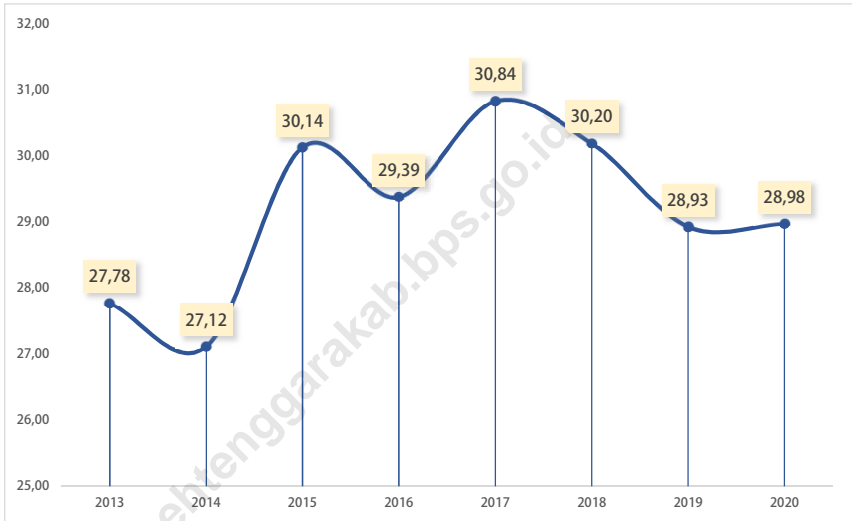
Angka Partisipasi Murni (APM) Menurut Jenjang Pendidikan di Kabupaten Aceh Tenggara, 2019 dan 2020
Net Participation Rates by Educational Level in Aceh Tenggara Regency, 2019 and 2020



Sumber/Source: BPS, Survei Sosial Ekonomi Nasional (Susenas)/BPS-Statistics Indonesia, National Socioeconomic Survey

Gambar 4.3
Figures

**Jumlah Penduduk Miskin di Kabupaten Aceh Tenggara,
2013–2020**
**Number of Poor People in Aceh Tenggara Regency,
2013–2020**



Sumber/Source: BPS, Survei Sosial Ekonomi Nasional Maret/BPS-Statistics Indonesia, March National Socioeconomic Survey

4.1 PENDIDIKAN EDUCATION

Tabel 4.1.1 Jumlah Sekolah, Guru, dan Murid Taman Kanak-Kanak (TK) di Bawah Kementerian Pendidikan dan Kebudayaan Menurut Kecamatan di Kabupaten Aceh Tenggara, 2019/2020 dan 2020/2021
Number of Schools, Teachers, and Pupils in Kindergarten Under The Ministry of Education and Culture by Subdistrict in Aceh Tenggara Regency, 2019/2020 and 2020/2021

| Kecamatan Subdistrict | Sekolah/Schools | | | | | |
|--------------------------|-----------------|-----------|----------------|-----------|--------------|------------|
| | Negeri/Public | | Swasta/Private | | Jumlah/Total | |
| | 2019/2020 | 2020/2021 | 2019/2020 | 2020/2021 | 2019/2020 | 2020/2021 |
| (1) | (2) | (3) | (4) | (5) | (6) | (7) |
| Lawe Alas | 1 | 1 | 3 | 3 | 4 | 4 |
| Babul Rahmah | 1 | 1 | 4 | 2 | 5 | 3 |
| Tanoh Alas | 1 | 1 | 1 | 1 | 2 | 2 |
| Lawe Sigala-gala | - | 2 | 5 | 5 | 5 | 7 |
| Babul Makmur | 2 | 2 | 6 | 5 | 8 | 7 |
| Semadam | - | - | 7 | 5 | 7 | 5 |
| Leuser | - | - | 7 | 5 | 7 | 5 |
| Bambel | 1 | 1 | 7 | 7 | 8 | 8 |
| Bukit Tusam | 3 | 3 | 6 | 5 | 9 | 8 |
| Lawe Sumur | - | - | 3 | 3 | 3 | 3 |
| Babussalam | 3 | 3 | 18 | 16 | 21 | 19 |
| Lawe Bulan | 2 | 2 | 14 | 14 | 16 | 16 |
| Badar | 1 | 1 | 8 | 8 | 9 | 9 |
| Darul Hasanah | 2 | 2 | 5 | 5 | 7 | 7 |
| Ketambe | 2 | 2 | 6 | 5 | 8 | 7 |
| Deleng Pokhkisen | - | - | 3 | 2 | 3 | 2 |
| Aceh Tenggara | 19 | 21 | 103 | 91 | 122 | 112 |

Lanjutan Tabel/*Continued Table 4.1.1*

| Kecamatan Subdistrict | Guru ¹ /Teachers ¹ | | | | | |
|--------------------------|--|-----------|----------------|------------|--------------|------------|
| | Negeri/Public | | Swasta/Private | | Jumlah/Total | |
| | 2019/2020 | 2020/2021 | 2019/2020 | 2020/2021 | 2019/2020 | 2020/2021 |
| (1) | (8) | (9) | (10) | (11) | (12) | (13) |
| Lawe Alas | 5 | 5 | 16 | 15 | 21 | 20 |
| Babul Rahmah | 4 | 3 | 6 | 4 | 10 | 7 |
| Tanoh Alas | 2 | 3 | 2 | 3 | 4 | 6 |
| Lawe Sigala-gala | - | 5 | 16 | 17 | 16 | 22 |
| Babul Makmur | 10 | 10 | 17 | 14 | 27 | 24 |
| Semadam | - | - | 13 | 11 | 13 | 11 |
| Leuser | - | - | 8 | 10 | 8 | 10 |
| Bambel | 3 | 2 | 16 | 17 | 19 | 19 |
| Bukit Tusam | 11 | 13 | 15 | 15 | 26 | 28 |
| Lawe Sumur | - | - | 9 | 8 | 9 | 8 |
| Babussalam | 12 | 15 | 78 | 64 | 90 | 79 |
| Lawe Bulan | 5 | 5 | 34 | 41 | 39 | 46 |
| Badar | 3 | 2 | 36 | 30 | 39 | 32 |
| Darul Hasanah | 3 | 5 | 10 | 11 | 13 | 16 |
| Ketambe | 6 | 5 | 11 | 13 | 17 | 18 |
| Deleng Pokhkisen | - | - | 5 | 4 | 5 | 4 |
| Aceh Tenggara | 64 | 73 | 292 | 277 | 356 | 350 |

Lanjutan Tabel/*Continued Table 4.1.1*

| Kecamatan Subdistrict | Murid/Pupils | | | | | |
|--------------------------|---------------|------------|----------------|--------------|--------------|--------------|
| | Negeri/Public | | Swasta/Private | | Jumlah/Total | |
| | 2019/2020 | 2020/2021 | 2019/2020 | 2020/2021 | 2019/2020 | 2020/2021 |
| (1) | (14) | (15) | (16) | (17) | (18) | (19) |
| Lawe Alas | 56 | 74 | 275 | 242 | 331 | 316 |
| Babul Rahmah | 17 | 28 | 81 | 72 | 98 | 100 |
| Tanoh Alas | 18 | 18 | 43 | 68 | 61 | 86 |
| Lawe Sigala-gala | - | 70 | 195 | 219 | 195 | 289 |
| Babul Makmur | 101 | 112 | 253 | 207 | 354 | 319 |
| Semadam | - | - | 234 | 157 | 234 | 157 |
| Leuser | - | - | 113 | 170 | 113 | 170 |
| Bambel | 45 | 49 | 210 | 251 | 255 | 300 |
| Bukit Tusam | 87 | 103 | 218 | 246 | 305 | 349 |
| Lawe Sumur | - | - | 91 | 99 | 91 | 99 |
| Babussalam | 102 | 91 | 682 | 564 | 784 | 655 |
| Lawe Bulan | 29 | 50 | 318 | 368 | 347 | 418 |
| Badar | 20 | 16 | 440 | 385 | 460 | 401 |
| Darul Hasanah | 35 | 64 | 142 | 164 | 177 | 228 |
| Ketambe | 74 | 69 | 184 | 201 | 258 | 270 |
| Deleng Pokhkisen | - | - | 66 | 34 | 66 | 34 |
| Aceh Tenggara | 584 | 744 | 3 545 | 3 447 | 4 129 | 4 191 |

Catatan/Note: ¹ Jumlah guru termasuk kepala sekolah dan guru/The total of teachers including headmaster and teacher

Sumber/Source: Kementerian Pendidikan dan Kebudayaan, Data Semester Ganjil/Ministry of Educations and Culture, Odd Semester Data

Tabel
Table 4.1.2**Jumlah Sekolah, Guru, dan Murid Raudatul Athfal (RA)
di Bawah Kementerian Agama Menurut Kecamatan di
Kabupaten Aceh Tenggara, 2019/2020 dan 2020/2021¹**
**Number of Schools, Teachers, and Pupils in Raudatul Athfal
(RA) Under The Ministry of Religious Affairs by Subdistrict in
Aceh Tenggara Regency, 2019/2020 and 2020/2021¹**

| Kecamatan Subdistrict | Sekolah/Schools | | Guru/Teachers | | Murid/Pupils | |
|--------------------------|-----------------|-----------|---------------|-----------|--------------|------------|
| | 2019/2020 | 2020/2021 | 2019/2020 | 2020/2021 | 2019/2020 | 2020/2021 |
| (1) | (2) | (3) | (4) | (5) | (6) | (7) |
| Lawe Alas | 2 | 1 | 15 | 7 | 33 | 99 |
| Babul Rahmah | - | - | - | - | - | - |
| Tanoh Alas | - | - | - | - | - | - |
| Lawe Sigala-gala | - | - | - | - | - | - |
| Babul Makmur | 1 | 1 | 5 | 2 | 35 | 20 |
| Semadam | 1 | 1 | 6 | - | 33 | 19 |
| Leuser | - | - | - | - | - | - |
| Bambel | 2 | 2 | 9 | 7 | 28 | 54 |
| Bukit Tusam | 1 | - | 3 | - | 23 | - |
| Lawe Sumur | 1 | 1 | 4 | 2 | 40 | 53 |
| Babussalam | 1 | 1 | 12 | 7 | 102 | 48 |
| Lawe Bulan | 1 | - | 5 | - | 8 | - |
| Badar | - | - | - | - | - | - |
| Darul Hasanah | 1 | 1 | 5 | 5 | 23 | 49 |
| Ketambe | 1 | 1 | 4 | 2 | 26 | 64 |
| Deleng Pokhkisen | - | - | - | - | - | - |
| Aceh Tenggara | 12 | 9 | 68 | 32 | 351 | 406 |

Catatan/Note: ¹2020/2021 Data Sementara / preliminary data
Seluruh Raudatul Athfal (RA) berstatus swasta/All Raudatul Athfal (RA) are private

Sumber/Source: Kementerian Agama, Data Semester Ganjil/Ministry of Religious Affairs, Odd Semester Data

Tabel
Table 4.1.3

**Jumlah Sekolah, Guru, dan Murid Sekolah Dasar (SD)
di Bawah Kementerian Pendidikan dan Kebudayaan
Menurut Kecamatan di Kabupaten Aceh Tenggara,
2019/2020 dan 2020/2021**
*Number of Schools, Teachers, and Pupils in Primary Schools
Under The Ministry of Education and Culture by Subdistrict
in Aceh Tenggara Regency, 2019/2020 and 2020/2021*

| Kecamatan Subdistrict | Sekolah/Schools | | | | | |
|--------------------------|-----------------|------------|----------------|-----------|--------------|------------|
| | Negeri/Public | | Swasta/Private | | Jumlah/Total | |
| | 2019/2020 | 2020/2021 | 2019/2020 | 2020/2021 | 2019/2020 | 2020/2021 |
| (1) | (2) | (3) | (4) | (5) | (6) | (7) |
| Lawe Alas | 11 | 11 | - | - | 11 | 11 |
| Babul Rahmah | 10 | 10 | - | - | 10 | 10 |
| Tanoh Alas | 3 | 3 | 1 | 1 | 4 | 4 |
| Lawe Sigala-gala | 14 | 12 | 6 | 6 | 20 | 18 |
| Babul Makmur | 9 | 9 | 1 | 1 | 10 | 10 |
| Semadam | 9 | 9 | 2 | 2 | 11 | 11 |
| Leuser | 3 | 3 | 8 | 8 | 11 | 11 |
| Bambel | 15 | 15 | 3 | 3 | 18 | 18 |
| Bukit Tusam | 8 | 8 | - | - | 8 | 8 |
| Lawe Sumur | 3 | 3 | - | - | 3 | 3 |
| Babussalam | 13 | 12 | 2 | 4 | 15 | 16 |
| Lawe Bulan | 11 | 11 | 3 | 3 | 14 | 14 |
| Badar | 13 | 12 | 4 | 4 | 17 | 17 |
| Darul Hasanah | 8 | 8 | - | - | 8 | 8 |
| Ketambe | 7 | 8 | - | - | 7 | 7 |
| Deleng Pokhkisen | 8 | 7 | 1 | 1 | 9 | 8 |
| Aceh Tenggara | 145 | 141 | 31 | 33 | 176 | 174 |

Lanjutan Tabel/*Continued Table* 4.1.3

| Kecamatan Subdistrict | Guru ¹ /Teachers ¹ | | | | | |
|--------------------------|--|--------------|------------------------|------------|----------------------|--------------|
| | Negeri/ <i>Public</i> | | Swasta/ <i>Private</i> | | Jumlah/ <i>Total</i> | |
| | 2019/2020 | 2020/2021 | 2019/2020 | 2020/2021 | 2019/2020 | 2020/2021 |
| (1) | (8) | (9) | (10) | (11) | (12) | (13) |
| Lawe Alas | 111 | 128 | - | - | 111 | 128 |
| Babul Rahmah | 110 | 119 | - | - | 110 | 119 |
| Tanoh Alas | 37 | 40 | 14 | 10 | 51 | 50 |
| Lawe Sigala-gala | 105 | 117 | 46 | 55 | 151 | 172 |
| Babul Makmur | 81 | 97 | 14 | 18 | 95 | 115 |
| Semadam | 90 | 88 | 16 | 21 | 106 | 109 |
| Leuser | 40 | 41 | 56 | 51 | 96 | 92 |
| Bambel | 165 | 175 | 21 | 27 | 186 | 202 |
| Bukit Tusam | 77 | 84 | - | - | 77 | 84 |
| Lawe Sumur | 37 | 42 | - | - | 37 | 42 |
| Babussalam | 149 | 158 | 38 | 53 | 187 | 211 |
| Lawe Bulan | 112 | 133 | 27 | 44 | 139 | 177 |
| Badar | 139 | 131 | 25 | 41 | 164 | 183 |
| Darul Hasanah | 84 | 94 | - | - | 84 | 94 |
| Ketambe | 68 | 91 | - | - | 68 | 80 |
| Deleng Pokhkisen | 65 | 76 | 6 | 7 | 71 | 83 |
| Aceh Tenggara | 1 470 | 1 614 | 263 | 327 | 1 733 | 1 941 |

Lanjutan Tabel/Continued Table 4.1.3

| Kecamatan Subdistrict | Murid/Pupils | | | | | |
|--------------------------|---------------|---------------|----------------|--------------|---------------|---------------|
| | Negeri/Public | | Swasta/Private | | Jumlah/Total | |
| | 2019/2020 | 2020/2021 | 2019/2020 | 2020/2021 | 2019/2020 | 2020/2021 |
| (1) | (14) | (15) | (16) | (17) | (18) | (19) |
| Lawe Alas | 1 736 | 1 708 | - | - | 1 736 | 1 708 |
| Babul Rahmah | 1 153 | 1 113 | - | - | 1 153 | 1 113 |
| Tanoh Alas | 605 | 572 | 134 | 152 | 739 | 724 |
| Lawe Sigala-gala | 1 605 | 1 495 | 740 | 718 | 2 345 | 2 213 |
| Babul Makmur | 1 239 | 1 183 | 436 | 533 | 1 675 | 1 716 |
| Semadam | 1 331 | 1 274 | 332 | 394 | 1 663 | 1 668 |
| Leuser | 743 | 650 | 866 | 789 | 1 609 | 1 439 |
| Bambel | 2 582 | 2 534 | 337 | 460 | 2 919 | 2 994 |
| Bukit Tusam | 1 164 | 1 080 | - | - | 1 164 | 1 080 |
| Lawe Sumur | 415 | 391 | - | - | 415 | 391 |
| Babussalam | 2 028 | 1 953 | 765 | 774 | 2 793 | 2 727 |
| Lawe Bulan | 1 355 | 1 314 | 623 | 705 | 1 978 | 2 019 |
| Badar | 2 327 | 2 027 | 764 | 891 | 3 091 | 3 142 |
| Darul Hasanah | 1 103 | 1 066 | - | - | 1 103 | 1 066 |
| Ketambe | 840 | 1 042 | - | - | 840 | 818 |
| Deleng Pokhkisen | 708 | 683 | 52 | 45 | 760 | 728 |
| Aceh Tenggara | 20 934 | 20 085 | 5 049 | 5 461 | 25 983 | 25 546 |

Catatan/Note: ¹ Jumlah guru termasuk kepala sekolah dan guru/The total of teachers including headmaster and teacher

Sumber/Source: Kementerian Pendidikan dan Kebudayaan, Data Semester Ganjil/Ministry of Educations and Culture, Odd Semester Data

Tabel
Table 4.1.4

Jumlah Sekolah, Guru, dan Murid Madrasah Ibtidaiyah (MI) di Bawah Kementerian Agama Menurut Kecamatan Menurut Kecamatan di Kabupaten Aceh Tenggara, 2019/2020 dan 2020/2021¹

Number of Schools, Teachers, and Pupils in Madrasah Ibtidaiyah (MI) Under The Ministry of Religious Affairs by Subdistrict in Aceh Tenggara Regency, 2019/2020 and 2020/2021¹

| Kecamatan Subdistrict | Sekolah/Schools | | | | | |
|--------------------------|-----------------|-----------|----------------|-----------|--------------|-----------|
| | Negeri/Public | | Swasta/Private | | Jumlah/Total | |
| | 2019/2020 | 2020/2021 | 2019/2020 | 2020/2021 | 2019/2020 | 2020/2021 |
| (1) | (2) | (3) | (4) | (5) | (6) | (7) |
| Lawe Alas | 1 | 1 | 2 | 2 | 3 | 3 |
| Babul Rahmah | - | - | - | 1 | - | 1 |
| Tanoh Alas | - | - | - | 1 | - | 1 |
| Lawe Sigala-gala | 1 | 1 | 1 | 1 | 2 | 2 |
| Babul Makmur | - | - | - | - | - | - |
| Semadam | 1 | 1 | 1 | 1 | 2 | 2 |
| Leuser | - | - | - | - | - | - |
| Bambel | - | - | 1 | 1 | 1 | 1 |
| Bukit Tusam | 1 | 1 | - | 1 | 1 | 2 |
| Lawe Sumur | 1 | 1 | 1 | 1 | 2 | 2 |
| Babussalam | 2 | 2 | 1 | 1 | 3 | 3 |
| Lawe Bulan | 1 | 1 | 2 | 1 | 3 | 2 |
| Badar | - | - | - | - | - | - |
| Darul Hasanah | 2 | 2 | 6 | 2 | 8 | 4 |
| Ketambe | 1 | 1 | 2 | 2 | 3 | 3 |
| Deleng Pokhkisen | - | - | - | - | - | - |
| Aceh Tenggara | 11 | 11 | 17 | 15 | 28 | 26 |

Lanjutan Tabel/*Continued Table 4.1.4*

| Kecamatan Subdistrict | Guru/Teachers | | | | | |
|--------------------------|---------------|------------|----------------|------------|--------------|------------|
| | Negeri/Public | | Swasta/Private | | Jumlah/Total | |
| | 2019/2020 | 2020/2021 | 2019/2020 | 2020/2021 | 2019/2020 | 2020/2021 |
| (1) | (8) | (9) | (10) | (11) | (12) | (13) |
| Lawe Alas | 15 | 25 | 25 | 30 | 40 | 55 |
| Babul Rahmah | - | - | - | 20 | - | 20 |
| Tanoh Alas | - | - | - | 9 | - | 9 |
| Lawe Sigala-gala | 17 | 16 | 4 | 8 | 21 | 24 |
| Babul Makmur | - | - | - | - | - | - |
| Semadam | 8 | 24 | 12 | 17 | 20 | 41 |
| Leuser | - | - | - | - | - | - |
| Bambel | - | - | 13 | 17 | 13 | 17 |
| Bukit Tusam | 11 | 11 | - | 11 | 11 | 22 |
| Lawe Sumur | 14 | 22 | 5 | 16 | 19 | 38 |
| Babussalam | 69 | 61 | 25 | 25 | 94 | 86 |
| Lawe Bulan | 28 | 30 | 17 | 14 | 45 | 44 |
| Badar | - | - | - | - | - | - |
| Darul Hasanah | 26 | 25 | 58 | 29 | 84 | 54 |
| Ketambe | 23 | 21 | 23 | 24 | 46 | 45 |
| Deleng Pokhkisen | - | - | - | - | - | - |
| Aceh Tenggara | 211 | 235 | 182 | 220 | 393 | 455 |

Lanjutan Tabel/*Continued Table 4.1.4*

| Kecamatan Subdistrict | Murid/Pupils | | | | | |
|--------------------------|---------------|--------------|----------------|--------------|--------------|--------------|
| | Negeri/Public | | Swasta/Private | | Jumlah/Total | |
| | 2019/2020 | 2020/2021 | 2019/2020 | 2020/2021 | 2019/2020 | 2020/2021 |
| (1) | (14) | (15) | (16) | (17) | (18) | (19) |
| Lawe Alas | 170 | 206 | 186 | 268 | 356 | 474 |
| Babul Rahmah | - | - | - | 126 | - | 126 |
| Tanoh Alas | - | - | - | 33 | - | 33 |
| Lawe Sigala-gala | 239 | 297 | 59 | 118 | 298 | 415 |
| Babul Makmur | - | - | - | - | - | - |
| Semadam | 263 | 301 | 155 | 189 | 418 | 490 |
| Leuser | - | - | - | - | - | - |
| Bambel | - | - | 78 | 116 | 78 | 116 |
| Bukit Tusam | 93 | 178 | - | 77 | 93 | 255 |
| Lawe Sumur | 305 | 280 | 61 | 65 | 366 | 345 |
| Babussalam | 653 | 809 | 410 | 481 | 1 063 | 1 290 |
| Lawe Bulan | 252 | 311 | 152 | 139 | 404 | 450 |
| Badar | - | - | - | - | - | - |
| Darul Hasanah | 553 | 640 | 363 | 151 | 916 | 791 |
| Ketambe | 228 | 311 | 272 | 280 | 500 | 591 |
| Deleng Pokhkisen | - | - | - | - | - | - |
| Aceh Tenggara | 2 756 | 3 333 | 1 736 | 2 043 | 4 492 | 5 376 |

Catatan/Note: ¹2020/2021 Data Sementara / preliminary data

Sumber/Source: Kementerian Agama, Data Semester Ganjil/Ministry of Religious Affairs, Odd Semester Data

Tabel
Table 4.1.5

Jumlah Sekolah, Guru, dan Murid Sekolah Menengah Pertama (SMP) di Bawah Kementerian Pendidikan dan Kebudayaan Menurut Kecamatan di Kabupaten Aceh Tenggara, 2019/2020 dan 2020/2021
Number of Schools, Teachers, and Pupils in Lower Secondary Schools Under The Ministry of Education and Culture by Subdistrict in Aceh Tenggara Regency, 2019/2020 and 2020/2021

| Kecamatan Subdistrict | Sekolah/Schools | | | | | |
|--------------------------|-----------------|-----------|----------------|-----------|--------------|-----------|
| | Negeri/Public | | Swasta/Private | | Jumlah/Total | |
| | 2019/2020 | 2020/2021 | 2019/2020 | 2020/2021 | 2019/2020 | 2020/2021 |
| (1) | (2) | (3) | (4) | (5) | (6) | (7) |
| Lawe Alas | 3 | 3 | 3 | 3 | 6 | 6 |
| Babul Rahmah | 3 | 3 | - | - | 3 | 3 |
| Tanoh Alas | 1 | 1 | 3 | 3 | 4 | 4 |
| Lawe Sigala-gala | 1 | 1 | 3 | 3 | 4 | 4 |
| Babul Makmur | 4 | 4 | 5 | 3 | 9 | 7 |
| Semadam | 2 | 2 | 2 | 1 | 4 | 3 |
| Leuser | 4 | 4 | 1 | 1 | 5 | 5 |
| Bambel | 2 | 2 | 2 | 3 | 4 | 5 |
| Bukit Tusam | - | - | 2 | 1 | 2 | 1 |
| Lawe Sumur | 1 | 1 | 2 | 2 | 3 | 3 |
| Babussalam | 3 | 3 | 5 | 4 | 8 | 8 |
| Lawe Bulan | 2 | 2 | 4 | 4 | 6 | 6 |
| Badar | 3 | 3 | 4 | 4 | 7 | 7 |
| Darul Hasanah | 2 | 2 | 1 | 1 | 3 | 3 |
| Ketambe | 4 | 4 | 1 | 1 | 5 | 5 |
| Deleng Pokhkisen | 1 | 1 | - | - | 1 | 1 |
| Aceh Tenggara | 36 | 36 | 38 | 34 | 74 | 71 |

Lanjutan Tabel/Continued Table 4.1.5

| Kecamatan Subdistrict | Guru ¹ /Teachers ¹ | | | | | |
|--------------------------|--|------------|----------------|------------|--------------|--------------|
| | Negeri/Public | | Swasta/Private | | Jumlah/Total | |
| | 2019/2020 | 2020/2021 | 2019/2020 | 2020/2021 | 2019/2020 | 2020/2021 |
| (1) | (8) | (9) | (10) | (11) | (12) | (13) |
| Lawe Alas | 37 | 42 | 17 | 20 | 54 | 62 |
| Babul Rahmah | 50 | 51 | - | - | 50 | 51 |
| Tanoh Alas | 17 | 19 | 26 | 28 | 43 | 47 |
| Lawe Sigala-gala | 32 | 38 | 19 | 23 | 51 | 61 |
| Babul Makmur | 77 | 87 | 46 | 46 | 123 | 133 |
| Semadam | 39 | 43 | 7 | 7 | 46 | 50 |
| Leuser | 54 | 54 | 1 | 5 | 55 | 59 |
| Bambel | 41 | 47 | 17 | 21 | 58 | 68 |
| Bukit Tusam | - | - | 9 | 5 | 9 | 5 |
| Lawe Sumur | 22 | 24 | 18 | 19 | 40 | 43 |
| Babussalam | 75 | 79 | 30 | 22 | 105 | 106 |
| Lawe Bulan | 47 | 55 | 34 | 33 | 81 | 88 |
| Badar | 87 | 98 | 38 | 46 | 125 | 144 |
| Darul Hasanah | 33 | 38 | 11 | 12 | 44 | 50 |
| Ketambe | 50 | 56 | 10 | 9 | 60 | 65 |
| Deleng Pokhkisen | 17 | 20 | - | - | 17 | 20 |
| Aceh Tenggara | 678 | 751 | 283 | 296 | 961 | 1 052 |

Lanjutan Tabel/*Continued Table 4.1.5*

| Kecamatan Subdistrict | Murid/Pupils | | | | | |
|--------------------------|---------------|--------------|----------------|--------------|---------------|---------------|
| | Negeri/Public | | Swasta/Private | | Jumlah/Total | |
| | 2019/2020 | 2020/2021 | 2019/2020 | 2020/2021 | 2019/2020 | 2020/2021 |
| (1) | (14) | (15) | (16) | (17) | (18) | (19) |
| Lawe Alas | 353 | 300 | 138 | 220 | 491 | 520 |
| Babul Rahmah | 266 | 247 | - | - | 266 | 247 |
| Tanoh Alas | 171 | 136 | 184 | 223 | 355 | 359 |
| Lawe Sigala-gala | 485 | 511 | 279 | 273 | 764 | 784 |
| Babul Makmur | 769 | 788 | 1 029 | 1 113 | 1 798 | 1 901 |
| Semadam | 455 | 400 | 49 | 118 | 504 | 518 |
| Leuser | 188 | 198 | 36 | 35 | 224 | 233 |
| Bambel | 419 | 386 | 104 | 198 | 523 | 584 |
| Bukit Tusam | - | - | 77 | 92 | 77 | 92 |
| Lawe Sumur | 214 | 188 | 392 | 517 | 606 | 705 |
| Babussalam | 927 | 864 | 249 | 165 | 1 176 | 1 033 |
| Lawe Bulan | 365 | 306 | 442 | 519 | 807 | 825 |
| Badar | 1 037 | 985 | 763 | 751 | 1 800 | 1 736 |
| Darul Hasanah | 283 | 222 | 66 | 68 | 349 | 290 |
| Ketambe | 331 | 348 | 46 | 30 | 377 | 378 |
| Deleng Pokhkisen | 163 | 176 | - | - | 163 | 176 |
| Aceh Tenggara | 6 426 | 6 055 | 3 854 | 4 322 | 10 280 | 10 381 |

Catatan/Note: ¹ Jumlah guru termasuk kepala sekolah dan guru/*The total of teachers including headmaster and teacher*

Sumber/Source: Kementerian Pendidikan dan Kebudayaan, Data Semester Ganjil/*Ministry of Educations and Culture, Odd Semester Data*

Tabel
Table 4.1.6

Jumlah Sekolah, Guru, dan Murid Madrasah Tsanawiyah (MTs) di Bawah Kementerian Agama Menurut Kecamatan di Kabupaten Aceh Tenggara, 2019/2020 dan 2020/2021¹
Number of Schools, Teachers, and Pupils in Madrasah Tsanawiyah (MTs) Under The Ministry of Religious Affairs by Subdistrict in Aceh Tenggara Regency , 2019/2020 and 2020/2021¹

| Kecamatan Subdistrict | Sekolah/Schools | | | | | |
|--------------------------|-----------------|-----------|----------------|-----------|--------------|-----------|
| | Negeri/Public | | Swasta/Private | | Jumlah/Total | |
| | 2019/2020 | 2020/2021 | 2019/2020 | 2020/2021 | 2019/2020 | 2020/2021 |
| (1) | (2) | (3) | (4) | (5) | (6) | (7) |
| Lawe Alas | 1 | 1 | 3 | 3 | 4 | 4 |
| Babul Rahmah | - | - | - | - | - | - |
| Tanoh Alas | - | - | 1 | - | 1 | - |
| Lawe Sigala-gala | 1 | 1 | - | - | 1 | 1 |
| Babul Makmur | - | - | 1 | - | 1 | - |
| Semadam | - | - | 1 | 1 | 1 | 1 |
| Leuser | - | - | - | - | - | - |
| Bambel | - | - | 5 | 5 | 5 | 5 |
| Bukit Tusam | - | - | 1 | 1 | 1 | 1 |
| Lawe Sumur | - | - | - | - | - | - |
| Babussalam | 1 | 1 | 2 | 2 | 3 | 3 |
| Lawe Bulan | - | - | - | - | - | - |
| Badar | - | - | 1 | 1 | 1 | 1 |
| Darul Hasanah | - | - | 2 | - | 2 | - |
| Ketambe | 1 | 1 | 1 | 1 | 2 | 2 |
| Deleng Pokhkisen | - | - | - | - | - | - |
| Aceh Tenggara | 4 | 4 | 18 | 14 | 22 | 18 |

Lanjutan Tabel/*Continued Table 4.1.6*

| Kecamatan Subdistrict | Guru/Teachers | | | | | |
|--------------------------|---------------|------------|----------------|------------|--------------|------------|
| | Negeri/Public | | Swasta/Private | | Jumlah/Total | |
| | 2019/2020 | 2020/2021 | 2019/2020 | 2020/2021 | 2019/2020 | 2020/2021 |
| (1) | (8) | (9) | (10) | (11) | (12) | (13) |
| Lawe Alas | 26 | 25 | 26 | 24 | 52 | 49 |
| Babul Rahmah | - | - | - | - | - | - |
| Tanoh Alas | - | - | 12 | - | 12 | - |
| Lawe Sigala-gala | 33 | 34 | - | - | 33 | 34 |
| Babul Makmur | - | - | 7 | - | 7 | - |
| Semadam | - | - | 10 | 9 | 10 | 9 |
| Leuser | - | - | - | - | - | - |
| Bambel | - | - | 51 | 42 | 51 | 42 |
| Bukit Tusam | - | - | 16 | 15 | 16 | 15 |
| Lawe Sumur | - | - | - | - | - | - |
| Babussalam | 54 | 66 | 15 | 30 | 69 | 96 |
| Lawe Bulan | - | - | - | - | - | - |
| Badar | - | - | 13 | 9 | 13 | 9 |
| Darul Hasanah | - | - | 16 | - | 16 | - |
| Ketambe | 4 | 17 | 9 | 10 | 13 | 27 |
| Deleng Pokhkisen | - | - | - | - | - | - |
| Aceh Tenggara | 117 | 142 | 175 | 139 | 292 | 281 |

Lanjutan Tabel/*Continued Table* 4.1.6

| Kecamatan Subdistrict | Murid/Pupils | | | | | |
|--------------------------|---------------|--------------|----------------|--------------|--------------|--------------|
| | Negeri/Public | | Swasta/Private | | Jumlah/Total | |
| | 2019/2020 | 2020/2021 | 2019/2020 | 2020/2021 | 2019/2020 | 2020/2021 |
| (1) | (14) | (15) | (16) | (17) | (18) | (19) |
| Lawe Alas | 190 | 321 | 185 | 250 | 375 | 571 |
| Babul Rahmah | - | - | - | - | - | - |
| Tanoh Alas | - | - | 88 | - | 88 | - |
| Lawe Sigala-gala | 238 | 252 | - | - | 238 | 252 |
| Babul Makmur | - | - | 51 | - | 51 | - |
| Semadam | - | - | 71 | 85 | 71 | 85 |
| Leuser | - | - | - | - | - | - |
| Bambel | - | - | 612 | 645 | 612 | 645 |
| Bukit Tusam | - | - | 153 | 168 | 153 | 168 |
| Lawe Sumur | - | - | - | - | - | - |
| Babussalam | 788 | 788 | 187 | 157 | 975 | 945 |
| Lawe Bulan | - | - | - | - | - | - |
| Badar | - | - | 124 | 191 | 124 | 191 |
| Darul Hasanah | - | - | 117 | - | 117 | - |
| Ketambe | 140 | 265 | 100 | 99 | 240 | 364 |
| Deleng Pokhkisen | - | - | - | - | - | - |
| Aceh Tenggara | 1 356 | 1 626 | 1 688 | 1 595 | 3 044 | 3 221 |

Catatan/Note: ¹2020/2021 Data Sementara / *preliminary data*

Sumber/Source: Kementerian Agama, Data Semester Ganjil/Ministry of Religious Affairs, *Odd Semester Data*

Tabel
Table 4.1.7

Jumlah Sekolah, Guru, dan Murid Sekolah Menengah Atas (SMA) di Bawah Kementerian Pendidikan dan Kebudayaan Menurut Kecamatan di Kabupaten Aceh Tenggara, 2019/2020 dan 2020/2021
Number of Schools, Teachers, and Pupils in Upper Secondary Schools Under The Ministry of Education and Culture by Subdistrict in Aceh Tenggara Regency, 2019/2020 and 2020/2021

| Kecamatan Subdistrict | Sekolah/Schools | | | | | |
|--------------------------|-----------------|-----------|----------------|-----------|--------------|-----------|
| | Negeri/Public | | Swasta/Private | | Jumlah/Total | |
| | 2019/2020 | 2020/2021 | 2019/2020 | 2020/2021 | 2019/2020 | 2020/2021 |
| (1) | (2) | (3) | (4) | (5) | (6) | (7) |
| Lawe Alas | 1 | 1 | - | - | 1 | 1 |
| Babul Rahmah | 1 | 1 | - | - | 1 | 1 |
| Tanoh Alas | 1 | 1 | - | - | 1 | 1 |
| Lawe Sigala-gala | 1 | 1 | 1 | 1 | 2 | 2 |
| Babul Makmur | 2 | 2 | 2 | 2 | 4 | 4 |
| Semadam | 1 | 1 | 1 | 1 | 2 | 2 |
| Leuser | 1 | 1 | - | - | 1 | 1 |
| Bambel | - | - | - | - | - | - |
| Bukit Tusam | 1 | 1 | - | - | 1 | 1 |
| Lawe Sumur | 1 | 1 | 2 | 2 | 3 | 3 |
| Babussalam | 3 | 3 | 2 | 2 | 5 | 5 |
| Lawe Bulan | 2 | 2 | - | - | 2 | 2 |
| Badar | 2 | 2 | - | - | 2 | 2 |
| Darul Hasanah | 1 | 1 | - | - | 1 | 1 |
| Ketambe | 2 | 2 | - | - | 2 | 2 |
| Deleng Pokhkisen | - | - | - | - | - | - |
| Aceh Tenggara | 20 | 20 | 8 | 8 | 28 | 28 |

Lanjutan Tabel/*Continued Table* 4.1.7

| Kecamatan Subdistrict | Guru ¹ /Teachers ¹ | | | | | |
|--------------------------|--|------------|----------------|-----------|--------------|------------|
| | Negeri/Public | | Swasta/Private | | Jumlah/Total | |
| | 2019/2020 | 2020/2021 | 2019/2020 | 2020/2021 | 2019/2020 | 2020/2021 |
| (1) | (8) | (9) | (10) | (11) | (12) | (13) |
| Lawe Alas | 33 | 28 | - | - | 33 | 28 |
| Babul Rahmah | 24 | 24 | - | - | 24 | 24 |
| Tanoh Alas | 17 | 16 | - | - | 17 | 16 |
| Lawe Sigala-gala | 48 | 55 | 12 | 12 | 60 | 67 |
| Babul Makmur | 37 | 47 | 26 | 28 | 63 | 75 |
| Semadam | 16 | 16 | 7 | 7 | 23 | 23 |
| Leuser | 13 | 15 | - | - | 13 | 15 |
| Bambel | - | - | - | - | - | - |
| Bukit Tusam | 15 | 15 | - | - | 15 | 15 |
| Lawe Sumur | 20 | 21 | 10 | 14 | 30 | 35 |
| Babussalam | 142 | 147 | 24 | 21 | 166 | 168 |
| Lawe Bulan | 45 | 47 | - | - | 45 | 47 |
| Badar | 64 | 68 | - | - | 64 | 68 |
| Darul Hasanah | 21 | 22 | - | - | 21 | 22 |
| Ketambe | 33 | 40 | - | - | 33 | 40 |
| Deleng Pokhkisen | - | - | - | - | - | - |
| Aceh Tenggara | 528 | 561 | 79 | 82 | 607 | 643 |

Lanjutan Tabel/Continued Table 4.1.7

| Kecamatan Subdistrict | Murid/Pupils | | | | | |
|--------------------------|---------------|--------------|----------------|--------------|--------------|--------------|
| | Negeri/Public | | Swasta/Private | | Jumlah/Total | |
| | 2019/2020 | 2020/2021 | 2019/2020 | 2020/2021 | 2019/2020 | 2020/2021 |
| (1) | (14) | (15) | (16) | (17) | (18) | (19) |
| Lawe Alas | 306 | 226 | - | - | 306 | 226 |
| Babul Rahmah | 173 | 159 | - | - | 173 | 159 |
| Tanoh Alas | 133 | 147 | - | - | 133 | 147 |
| Lawe Sigala-gala | 735 | 817 | 225 | 206 | 960 | 1 023 |
| Babul Makmur | 545 | 531 | 621 | 590 | 1 166 | 1 121 |
| Semadam | 57 | 83 | 85 | 82 | 142 | 165 |
| Leuser | 95 | 59 | - | - | 95 | 59 |
| Babel | - | - | - | - | - | - |
| Bukit Tusam | 101 | 86 | - | - | 101 | 86 |
| Lawe Sumur | 169 | 176 | 155 | 252 | 324 | 428 |
| Babussalam | 1 749 | 1 617 | 161 | 143 | 1 910 | 1 760 |
| Lawe Bulan | 384 | 373 | - | - | 384 | 373 |
| Badar | 662 | 677 | - | - | 662 | 677 |
| Darul Hasanah | 168 | 146 | - | - | 168 | 146 |
| Ketambe | 334 | 310 | - | - | 334 | 310 |
| Deleng Pokhkisen | - | - | - | - | - | - |
| Aceh Tenggara | 5 611 | 5 407 | 1 247 | 1 273 | 6 858 | 6 680 |

Catatan/Note: ¹ Jumlah guru termasuk kepala sekolah dan guru/The total of teachers including headmaster and teacher

Sumber/Source: Kementerian Pendidikan dan Kebudayaan, Data Semester Ganjil/Ministry of Educations and Culture, Odd Semester Data

Tabel
Table 4.1.8

Jumlah Sekolah, Guru, dan Murid Sekolah Menengah Kejuruan (SMK) di Bawah Kementerian Pendidikan dan Kebudayaan Menurut Kecamatan di Kabupaten Aceh Tenggara, 2019/2020 dan 2020/2021
Number of Schools, Teachers, and Pupils in Vocational High Schools Under The Ministry of Education and Culture by Subdistrict in Aceh Tenggara Regency, 2019/2020 and 2020/2021

| Kecamatan Subdistrict | Sekolah/Schools | | | | | |
|--------------------------|-----------------|-----------|----------------|-----------|--------------|-----------|
| | Negeri/Public | | Swasta/Private | | Jumlah/Total | |
| | 2019/2020 | 2020/2021 | 2019/2020 | 2020/2021 | 2019/2020 | 2020/2021 |
| (1) | (2) | (3) | (4) | (5) | (6) | (7) |
| Lawe Alas | - | - | 1 | 1 | 1 | 1 |
| Babul Rahmah | - | - | - | - | - | - |
| Tanoh Alas | - | - | - | - | - | - |
| Lawe Sigala-gala | - | - | 1 | 1 | 1 | 1 |
| Babul Makmur | - | - | 1 | 1 | 1 | 1 |
| Semadam | 1 | 1 | - | - | 1 | 1 |
| Leuser | - | - | - | - | - | - |
| Bambel | - | - | - | - | - | - |
| Bukit Tusam | 1 | 1 | 1 | 1 | 2 | 2 |
| Lawe Sumur | - | - | - | - | - | - |
| Babussalam | 1 | 1 | 1 | 1 | 2 | 2 |
| Lawe Bulan | - | - | 2 | 2 | 2 | 2 |
| Badar | 2 | 2 | - | - | 2 | 2 |
| Darul Hasanah | 1 | 1 | 1 | 1 | 2 | 2 |
| Ketambe | - | - | 1 | 1 | 1 | 1 |
| Deleng Pokhkisen | - | - | 1 | 1 | 1 | 1 |
| Aceh Tenggara | 6 | 6 | 10 | 10 | 16 | 16 |

Lanjutan Tabel/*Continued Table 4.1.8*

| Kecamatan Subdistrict | Guru ¹ /Teachers ¹ | | | | | |
|--------------------------|--|------------|----------------|------------|--------------|------------|
| | Negeri/Public | | Swasta/Private | | Jumlah/Total | |
| | 2019/2020 | 2020/2021 | 2019/2020 | 2020/2021 | 2019/2020 | 2020/2021 |
| (1) | (8) | (9) | (10) | (11) | (12) | (13) |
| Lawe Alas | - | - | 7 | 6 | 7 | 6 |
| Babul Rahmah | - | - | - | - | - | - |
| Tanoh Alas | - | - | - | - | - | - |
| Lawe Sigala-gala | - | - | 18 | 18 | 18 | 18 |
| Babul Makmur | - | - | 13 | 10 | 13 | 10 |
| Semadam | 28 | 27 | - | - | 28 | 27 |
| Leuser | - | - | - | - | - | - |
| Bambel | - | - | - | - | - | - |
| Bukit Tusam | 16 | 19 | 10 | 8 | 26 | 27 |
| Lawe Sumur | - | - | - | - | - | - |
| Babussalam | 67 | 76 | 13 | 16 | 80 | 92 |
| Lawe Bulan | - | - | 15 | 19 | 15 | 19 |
| Badar | 68 | 78 | - | - | 68 | 78 |
| Darul Hasanah | 21 | 19 | 7 | 7 | 28 | 26 |
| Ketambe | - | - | 3 | 4 | 3 | 4 |
| Deleng Pokhkisen | - | - | 12 | 13 | 12 | 13 |
| Aceh Tenggara | 200 | 219 | 98 | 101 | 298 | 320 |

Lanjutan Tabel/*Continued Table* 4.1.8

| Kecamatan Subdistrict | Murid/Pupils | | | | | |
|--------------------------|---------------|--------------|----------------|------------|--------------|--------------|
| | Negeri/Public | | Swasta/Private | | Jumlah/Total | |
| | 2019/2020 | 2020/2021 | 2019/2020 | 2020/2021 | 2019/2020 | 2020/2021 |
| (1) | (14) | (15) | (16) | (17) | (18) | (19) |
| Lawe Alas | - | - | 33 | 45 | 33 | 45 |
| Babul Rahmah | - | - | - | - | - | - |
| Tanoh Alas | - | - | - | - | - | - |
| Lawe Sigala-gala | - | - | 197 | 139 | 197 | 139 |
| Babul Makmur | - | - | 138 | 157 | 138 | 157 |
| Semadam | 216 | 199 | - | - | 216 | 199 |
| Leuser | - | - | - | - | - | - |
| Bambel | - | - | - | - | - | - |
| Bukit Tusam | 89 | 80 | 65 | 57 | 154 | 137 |
| Lawe Sumur | - | - | - | - | - | - |
| Babussalam | 983 | 959 | 57 | 35 | 1 040 | 994 |
| Lawe Bulan | - | - | 154 | 140 | 154 | 140 |
| Badar | 531 | 497 | - | - | 531 | 497 |
| Darul Hasanah | 119 | 101 | 81 | 77 | 200 | 178 |
| Ketambe | - | - | 51 | 57 | 51 | 57 |
| Deleng Pokhkisen | - | - | 76 | 68 | 76 | 68 |
| Aceh Tenggara | 1 938 | 1 836 | 852 | 775 | 2 790 | 2 611 |

Catatan/Note: 1 Guru yang mengajar di 2 sekolah atau lebih dihitung di masing-masing sekolah. Jumlah guru termasuk kepala sekolah dan guru/*The teacher who taught in two schools or more counted in every school. The total of teachers including headmaster and teacher*

Sumber/Source: Kementerian Pendidikan dan Kebudayaan, Sistem Data Pokok Pendidikan, data semester ganjil laporan sampai dengan 2020/*Ministry of Educations and Culture, Basic Education Data System, odd semester report data up to 2020*

Tabel
Table 4.1.9

Jumlah Sekolah, Guru, dan Murid Madrasah Aliyah (MA) di Bawah Kementerian Agama Menurut Kecamatan di Kabupaten Aceh Tenggara, 2019/2020 dan 2020/2021¹
Number of Schools, Teachers, and Pupils in Madrasah Aliyah (MA) Under the Ministry of Religious Affairs by Subdistrict in ceh Tenggara Regency, 2019/2020 and 2020/2021¹

| Kecamatan Subdistrict | Sekolah/Schools | | | | | |
|--------------------------|-----------------|-----------|----------------|-----------|--------------|-----------|
| | Negeri/Public | | Swasta/Private | | Jumlah/Total | |
| | 2019/2020 | 2020/2021 | 2019/2020 | 2020/2021 | 2019/2020 | 2020/2021 |
| (1) | (2) | (3) | (4) | (5) | (6) | (7) |
| Lawe Alas | 1 | 1 | 3 | 3 | 4 | 4 |
| Babul Rahmah | - | - | - | - | - | - |
| Tanoh Alas | - | - | 1 | 1 | 1 | 1 |
| Lawe Sigala-gala | 1 | 1 | - | - | 1 | 1 |
| Babul Makmur | - | - | 1 | 1 | 1 | 1 |
| Semadam | - | - | - | - | - | - |
| Leuser | - | - | - | - | - | - |
| Bambel | - | - | 4 | 4 | 4 | 4 |
| Bukit Tusam | - | - | 1 | 1 | 1 | 1 |
| Lawe Sumur | - | - | - | - | - | - |
| Babussalam | 1 | 1 | 2 | 2 | 3 | 3 |
| Lawe Bulan | - | - | 1 | 1 | 1 | 1 |
| Badar | - | - | 3 | 3 | 3 | 3 |
| Darul Hasanah | - | - | - | - | - | - |
| Ketambe | - | - | 1 | 1 | 1 | 1 |
| Deleng Pokhkisen | - | - | - | - | - | - |
| Aceh Tenggara | 3 | 3 | 17 | 17 | 20 | 20 |

Lanjutan Tabel/*Continued Table* 4.1.9

| Kecamatan Subdistrict | Guru/Teachers | | | | | |
|--------------------------|---------------|-----------|----------------|------------|--------------|------------|
| | Negeri/Public | | Swasta/Private | | Jumlah/Total | |
| | 2019/2020 | 2020/2021 | 2019/2020 | 2020/2021 | 2019/2020 | 2020/2021 |
| (1) | (8) | (9) | (10) | (11) | (12) | (13) |
| Lawe Alas | 14 | 19 | 32 | 25 | 46 | 44 |
| Babul Rahmah | - | - | - | - | - | - |
| Tanoh Alas | - | - | 9 | 8 | 9 | 8 |
| Lawe Sigala-gala | 24 | 27 | - | - | 24 | 27 |
| Babul Makmur | - | - | 9 | 11 | 9 | 11 |
| Semadam | - | - | - | - | - | - |
| Leuser | - | - | - | - | - | - |
| Bambel | - | - | 46 | 51 | 46 | 51 |
| Bukit Tusam | - | - | 16 | 8 | 16 | 8 |
| Lawe Sumur | - | - | - | - | - | - |
| Babussalam | 42 | 37 | 15 | 18 | 57 | 55 |
| Lawe Bulan | - | - | 2 | 10 | 2 | 10 |
| Badar | - | - | 23 | 39 | 23 | 39 |
| Darul Hasanah | - | - | - | - | - | - |
| Ketambe | - | - | 8 | 9 | 8 | 9 |
| Deleng Pokhkisen | - | - | - | - | - | - |
| Aceh Tenggara | 80 | 83 | 160 | 179 | 240 | 262 |

Lanjutan Tabel/Continued Table 4.1.9

| Kecamatan Subdistrict | Murid/Pupils | | | | | |
|--------------------------|---------------|-------------|----------------|-------------|--------------|-------------|
| | Negeri/Public | | Swasta/Private | | Jumlah/Total | |
| | 2019/2020 | 2020/2021 | 2019/2020 | 2020/2021 | 2019/2020 | 2020/2021 |
| (1) | (14) | (15) | (16) | (17) | (18) | (19) |
| Lawe Alas | 109 | 241 | 113 | 156 | 222 | 397 |
| Babul Rahmah | - | - | - | - | - | - |
| Tanoh Alas | - | - | 52 | 85 | 52 | 85 |
| Lawe Sigala-gala | 186 | 269 | - | - | 186 | 269 |
| Babul Makmur | - | - | 215 | 227 | 215 | 227 |
| Semadam | - | - | - | - | - | - |
| Leuser | - | - | - | - | - | - |
| Bambel | - | - | 366 | 553 | 366 | 553 |
| Bukit Tusam | - | - | 64 | 72 | 64 | 72 |
| Lawe Sumur | - | - | - | - | - | - |
| Babussalam | 533 | 1490 | 87 | 123 | 620 | 1613 |
| Lawe Bulan | - | - | - | 66 | - | 66 |
| Badar | - | - | 231 | 516 | 231 | 516 |
| Darul Hasanah | - | - | - | - | - | - |
| Ketambe | - | - | 63 | 84 | 63 | 84 |
| Deleng Pokhkisen | - | - | - | - | - | - |
| Aceh Tenggara | 828 | 2000 | 1191 | 1882 | 2019 | 3882 |

Catatan/Note: ¹2020/2021 Data Sementara / preliminary data

Sumber/Source: Kementerian Agama, Data Semester Ganjil/Ministry of Religious Affairs, Odd Semester Data

Tabel
Table 4.1.10

Jumlah Desa yang Memiliki Fasilitas Sekolah Menurut Kecamatan dan Tingkat Pendidikan di Kabupaten Aceh Tenggara, 2018–2020
Number of Villages Having Educational Facilities by Subdistrict and Educational Level in Aceh Tenggara Regency, 2018–2020

| Kecamatan Subdistrict | SD Primary School | | |
|--------------------------|----------------------|------------|------------|
| | 2018 | 2019 | 2020 |
| (1) | (2) | (3) | (4) |
| Lawe Alas | 11 | 12 | 12 |
| Babul Rahmah | 11 | 11 | 12 |
| Tanoh Alas | 5 | 6 | 7 |
| Lawe Sigala-gala | 18 | 19 | 19 |
| Babul Makmur | 8 | 8 | 8 |
| Semadam | 10 | 11 | 11 |
| Leuser | 14 | 14 | 13 |
| Bambel | 14 | 11 | 10 |
| Bukit Tusam | 11 | 11 | 11 |
| Lawe Sumur | 5 | 7 | 6 |
| Babussalam | 14 | 13 | 13 |
| Lawe Bulan | 13 | 13 | 12 |
| Badar | 10 | 10 | 10 |
| Darul Hasanah | 11 | 11 | 11 |
| Ketambe | 16 | 12 | 13 |
| Deleng Pokhkisen | 7 | 7 | 8 |
| Aceh Tenggara | 178 | 176 | 176 |

Lanjutan Tabel/Continued Table 4.1.10

| Kecamatan Subdistrict | SMP Junior High School | | |
|--------------------------|---------------------------|-----------|-----------|
| | 2018 | 2019 | 2020 |
| (1) | (5) | (6) | (7) |
| Lawe Alas | 6 | 6 | 6 |
| Babul Rahmah | 3 | 4 | 4 |
| Tanoh Alas | 3 | 5 | 5 |
| Lawe Sigala-gala | 5 | 6 | 5 |
| Babul Makmur | 7 | 8 | 8 |
| Semadam | 3 | 3 | 3 |
| Leuser | 8 | 7 | 7 |
| Bambel | 9 | 8 | 8 |
| Bukit Tusam | 1 | 5 | 2 |
| Lawe Sumur | 2 | 3 | 3 |
| Babussalam | 4 | 5 | 7 |
| Lawe Bulan | 3 | 6 | 5 |
| Badar | 5 | 6 | 7 |
| Darul Hasanah | 2 | 3 | 3 |
| Ketambe | 9 | 7 | 7 |
| Deleng Pokhkisen | 2 | 1 | 1 |
| Aceh Tenggara | 72 | 83 | 81 |

Lanjutan Tabel/*Continued Table* 4.1.10

| Kecamatan Subdistrict | SMA Senior High School | | |
|--------------------------|---------------------------|-----------|-----------|
| | 2018 | 2019 | 2020 |
| (1) | (8) | (9) | (10) |
| Lawe Alas | 3 | 3 | 3 |
| Babul Rahmah | 1 | 2 | 1 |
| Tanoh Alas | 2 | 3 | 3 |
| Lawe Sigala-gala | 4 | 5 | 3 |
| Babul Makmur | 4 | 3 | 5 |
| Semadam | 2 | 3 | 3 |
| Leuser | 2 | 3 | 2 |
| Bambel | 4 | 3 | 3 |
| Bukit Tusam | 2 | 1 | 1 |
| Lawe Sumur | 1 | 3 | 3 |
| Babussalam | 3 | 4 | 5 |
| Lawe Bulan | 1 | 1 | 2 |
| Badar | 3 | 3 | 4 |
| Darul Hasanah | 1 | 1 | 1 |
| Ketambe | 4 | 4 | 4 |
| Deleng Pokhkisen | 3 | 1 | 1 |
| Aceh Tenggara | 40 | 43 | 44 |

Lanjutan Tabel/Continued Table 4.1.10

| Kecamatan Subdistrict | SMK Vocational School | | |
|--------------------------|--------------------------|-----------|-----------|
| | 2018 | 2019 | 2020 |
| (1) | (11) | (12) | (13) |
| Lawe Alas | 1 | 1 | 1 |
| Babul Rahmah | – | – | – |
| Tanoh Alas | – | – | – |
| Lawe Sigala-gala | 1 | 1 | 1 |
| Babul Makmur | – | 1 | 1 |
| Semadam | 1 | 1 | 1 |
| Leuser | – | – | – |
| Bambel | – | – | – |
| Bukit Tusam | 2 | 1 | 1 |
| Lawe Sumur | – | – | – |
| Babussalam | 2 | 2 | 2 |
| Lawe Bulan | 1 | 1 | 1 |
| Badar | 2 | 1 | 1 |
| Darul Hasanah | 2 | 2 | 2 |
| Ketambe | 2 | – | – |
| Deleng POKHKISEN | 1 | 1 | 1 |
| Aceh Tenggara | 15 | 12 | 12 |

Lanjutan Tabel/*Continued Table* 4.1.10

| Kecamatan <i>Subdistrict</i> | Perguruan Tinggi <i>University</i> | | |
|---------------------------------|---------------------------------------|----------|----------|
| | 2018 | 2019 | 2020 |
| (1) | (14) | (15) | (16) |
| Lawe Alas | – | – | – |
| Babul Rahmah | – | – | – |
| Tanoh Alas | – | – | – |
| Lawe Sigala-gala | – | – | – |
| Babul Makmur | – | – | – |
| Semadam | – | – | – |
| Leuser | – | – | – |
| Bambel | 3 | 2 | 2 |
| Bukit Tusam | – | – | – |
| Lawe Sumur | – | – | – |
| Babussalam | 2 | 2 | 2 |
| Lawe Bulan | 1 | 1 | 1 |
| Badar | 1 | – | – |
| Darul Hasanah | – | – | – |
| Ketambe | – | – | – |
| Deleng Pookhisen | 1 | – | – |
| Aceh Tenggara | 8 | 5 | 5 |

Catatan/*Note*: ¹ Desa pada tabel ini termasuk Unit Permukiman Transmigrasi (UPT) yang masih dibina oleh kementerian terkait dan nagari di Provinsi Sumatera Barat/*Villages in this table include Transmigration Settlement Unit which is still fostered by the relevant ministries and the nagari in the Province of Sumatera Barat*

Sumber/*Source*: BPS, Pendataan Potensi Desa (Podes) / *BPS-Statistics Indonesia, Village Potential Data Collection*

Tabel
Table 4.1.11

Angka Partisipasi Murni (APM) dan Angka Partisipasi Kasar (APK) Menurut Jenjang Pendidikan di Kabupaten Aceh Tenggara, 2019 dan 2020
Net Participation Rates and Gross Participation Rates by Educational Level in Aceh Tenggara Regency, 2019 and 2020

| Jenjang Pendidikan Educational Level | Angka Partisipasi Murni (APM) Net Participation Rates | | Angka Partisipasi Kasar (APK) Gross Participation Rates | |
|--|--|-------|--|--------|
| | 2019 | 2020 | 2019 | 2020 |
| (1) | (2) | (3) | (4) | (5) |
| SD/MI/Sederajat Primary School | 99,67 | 99,33 | 114,62 | 112,61 |
| SMP/MTs/ Sederajat Lower Secondary School | 91,02 | 90,09 | 101,11 | 99,34 |
| SMA/SMK/MA/Sederajat Upper Secondary School | 68,12 | 68,50 | 84,22 | 84,57 |

Sumber/Source: BPS, Survei Sosial Ekonomi Nasional (Susenas)/BPS-Statistics Indonesia, National Socioeconomic Survey

Tabel
Table 4.1.12

Persentase Penduduk Berumur 15 Tahun ke Atas yang Melek Huruf Menurut Kelompok Umur di Kabupaten Aceh Tenggara, 2018 - 2020
Percentage of Literate People Aged 15 Years and Over by Age Group in Aceh Tenggara Regency, 2018 - 2020

| Kelompok Umur <i>Age Group</i> | Tahun <i>Year</i> | | |
|-----------------------------------|----------------------|---------------|---------------|
| | 2018 | 2019 | 2020 |
| (1) | (2) | (3) | (4) |
| 15–19 | 100.00 | 100.00 | 100.00 |
| 20–24 | 100.00 | 100.00 | 100.00 |
| 25–29 | 100.00 | 100.00 | 100.00 |
| 30–34 | 100.00 | 100.00 | 100.00 |
| 35–39 | 100.00 | 100.00 | 98.97 |
| 40–44 | 99.66 | 100.00 | 100.00 |
| 45–49 | 98.19 | 100.00 | 97.75 |
| 50+ | 91.97 | 96.90 | 95.13 |
| Jumlah/Total | 98.13 | 99.33 | 98.60 |
| 15–24 | 100.00 | 100.00 | 100.00 |
| 15–44 | 99.95 | 100.00 | 99.80 |
| 15+ | 98.13 | 99.33 | 98.60 |
| 45+ | 93.58 | 97.75 | 95.85 |

Sumber/Source: BPS, Survei Sosial Ekonomi Nasional (Susenas)/BPS-Statistics Indonesia, National Socioeconomic Survey

Tabel
Table 4.1.13

Persentase Penduduk Usia 7–24 Tahun Menurut Jenis Kelamin, Kelompok Umur Sekolah, dan Partisipasi Sekolah, 2019-2020
Percentage of Population Aged 7–24 Years by Gender, School Age Group, and School Participation, 2019-2020

| Jenis Kelamin dan Kelompok Umur Sekolah <i>Gender and School Age Group</i> | 2019 | | |
|---|---|--|---|
| | Tidak/Belum Pernah Sekolah <i>Not/Never Attending School</i> | Masih Sekolah <i>Attending School</i> | Tidak Sekolah Lagi <i>Not Attending School Anymore</i> |
| (1) | (2) | (3) | (4) |
| Laki-Laki/Male | | | |
| 7-12 | 0.61 | 99.39 | 0.00 |
| 13-15 | 0.00 | 100.00 | 0.00 |
| 16-18 | 0.00 | 78.83 | 21.17 |
| 19-24 | 2.85 | 25.22 | 71.93 |
| 7-24 | 0.98 | 77.97 | 21.05 |
| Perempuan/Female | | | |
| 7-12 | 0.00 | 100.00 | 0.00 |
| 13-15 | 1.73 | 98.27 | 0.00 |
| 16-18 | 1.55 | 88.17 | 10.29 |
| 19-24 | 3.20 | 22.92 | 73.88 |
| 7-24 | 1.35 | 79.86 | 18.78 |
| Jumlah/Total | | | |
| 7-12 | 0.33 | 99.67 | 0.00 |
| 13-15 | 0.85 | 99.15 | 0.00 |
| 16-18 | 0.85 | 83.95 | 15.20 |
| 19-24 | 3.01 | 24.17 | 72.82 |
| 7-24 | 1.16 | 78.88 | 19.96 |

Lanjutan Tabel/*Continued Table* 4.1.13

| Jenis Kelamin dan Kelompok Umur Sekolah <i>Gender and School Age Group</i> | 2020 | | |
|---|---|--|---|
| | Tidak/Belum Pernah Sekolah <i>Not/Never Attending School</i> | Masih Sekolah <i>Attending School</i> | Tidak Sekolah Lagi <i>Not Attending School Anymore</i> |
| (1) | (5) | (6) | (7) |
| Laki-Laki/Male | | | |
| 7-12 | 0.00 | 100.00 | 0.00 |
| 13-15 | 0.00 | 96.64 | 3.36 |
| 16-18 | 1.93 | 74.16 | 23.92 |
| 19-24 | 0.00 | 20.51 | 79.49 |
| 7-24 | 0.34 | 75.36 | 24.30 |
| Perempuan/Female | | | |
| 7-12 | 0.00 | 99.25 | 0.75 |
| 13-15 | 0.00 | 100.00 | 0.00 |
| 16-18 | 2.77 | 95.31 | 1.91 |
| 19-24 | 0.00 | 27.06 | 72.94 |
| 7-24 | 0.44 | 79.56 | 20.00 |
| Jumlah/Total | | | |
| 7-12 | 0.00 | 99.68 | 0.32 |
| 13-15 | 0.00 | 98.46 | 1.54 |
| 16-18 | 2.30 | 83.47 | 14.23 |
| 19-24 | 0.00 | 23.68 | 76.32 |
| 7-24 | 0.39 | 77.31 | 22.30 |

Catatan/Note: ¹Termasuk pendidikan nonformal (Paket A, Paket B, atau Paket C)/Including Package A, Package B, or Package C
 Sumber/Source: BPS, Survei Sosial Ekonomi Nasional (Susenas)/BPS-Statistics Indonesia, National Socioeconomic Survey

Tabel 4.1.14 **Jumlah Mahasiswa Menurut Program Studi di Universitas Gunung Leuser (UGL) Kabupaten Aceh Tenggara, 2020**
Table 4.1.14 **Number of College Student Lecturer by Departement in Gunung Leuser University (UGL) of Aceh Tenggara Regency, 2020**

| Jurusan Departement | Mahasiswa College Student | | Jumlah Total |
|---|------------------------------|--------------|-----------------|
| | Aktif | Non-Aktif | |
| (1) | (2) | (3) | (4) |
| S1 Teknik Sipil <i>Civil Engineer</i> | 63 | 319 | 382 |
| S1 Pendidikan Biologi <i>Biology Education</i> | 32 | 484 | 516 |
| S1 Pendidikan Kepeleatihan Olahraga <i>Sport Science</i> | 31 | 339 | 370 |
| S1 Agroteknologi <i>Agrotechnology</i> | 46 | 770 | 816 |
| S1 Manajemen <i>Management</i> | 44 | 892 | 936 |
| S1 Akuntansi <i>Accountancy</i> | 23 | 312 | 1 204 |
| Jumlah/Total | 239 | 3 116 | 3 355 |

Sumber/Source: Universitas Gunung Leuser/*Gunung Leuser University*

Tabel
Table 4.1.15**Jumlah Mahasiswa Menurut Jurusan di Sekolah Tinggi Ilmu Kesehatan (STIKes) Nurul Hasanah Kutacane, 2020**
Number of College Student Lecturer by Departement in Institute of Health Science Nurul Hasanah Kutacane, 2020

| Jurusan Departement | Mahasiswa College Student | | Jumlah Total |
|---|------------------------------|---------------------|-----------------|
| | Laki-laki Male | Perempuan Female | |
| (1) | (2) | (3) | (4) |
| Sarjana Kesehatan Masyarakat <i>Community Health</i> | 136 | 181 | 317 |
| Sarjana Keperawatan <i>Nursing</i> | 129 | 202 | 331 |
| Profesi Ners <i>Nursing Diploma</i> | 4 | 2 | 6 |
| Akademi Kebidanan <i>Midwifery</i> | - | 125 | 125 |
| Jumlah/Total | 269 | 510 | 779 |

Sumber/Source: Sekolah Tinggi Ilmu Kesehatan Nurul Hasanah Kutacane/*Health Science Nurul Hasanah Kutacane*

Tabel 4.1.16 **Jumlah Mahasiswa Menurut Jurusan di Perguruan Tinggi Usman Safri Kutacane, 2020**
Table 4.1.16 **Number of College Student Lecturer by Departement in Usman Safri University Kutacane, 2020**

| Jurusan Departement | Mahasiswa College Student | | Jumlah Total |
|---|------------------------------|---------------------|-----------------|
| | Laki-laki Male | Perempuan Female | |
| (1) | (2) | (3) | (4) |
| Pendidikan Bahasa dan Sastra Indonesia <i>Indonesian Education</i> | 90 | 296 | 386 |
| Pendidikan Bahasa Inggris <i>English Education</i> | 47 | 119 | 166 |
| Jumlah/Total | 137 | 415 | 552 |

Sumber/Source: Perguruan Tinggi Usman Safri Kutacane/Usman Safri University Kutacane

Tabel
Table 4.1.17

Jumlah Mahasiswa Menurut Jurusan di Sekolah Tinggi Agama Islam Sepakat Segenep (STAISES) Kabupaten Aceh Tenggara, 2020
Number of College Student Lecturer by Departement in STAISES Aceh Tenggara Regency, 2020

| Jurusan Departement | Mahasiswa College Student | | Jumlah Total |
|---|------------------------------|---------------------|-----------------|
| | Laki-laki Male | Perempuan Female | |
| (1) | (2) | (3) | (4) |
| Pendidikan Agama Islam <i>Islamic Religion Education</i> | 143 | 185 | 328 |
| Hukum Ekonomi Syariah <i>Islamic Law Economics</i> | 76 | 67 | 143 |
| Pendidikan Islam Anak Usia Dini <i>Islamic Majoring in Early Childhood Education</i> | 0 | 231 | 231 |
| Jumlah/Total | 219 | 483 | 702 |

Sumber/Source: Sekolah Tinggi Agama Islam Sepakat Segenep/STAISES

Tabel 4.1.18 **Jumlah Pengunjung dan Peminjam di Perpustakaan Daerah Kutacane, 2020**
Table **Number of Visitors and Borrower of Kutacane Public Library, 2020**

| Bulan <i>Month</i> | Pengunjung <i>Visitor</i> | Peminjam <i>Borrower</i> |
|------------------------------|-------------------------------------|------------------------------------|
| (1) | (2) | (3) |
| Januari/ <i>January</i> | 59 | 16 |
| Februari/ <i>February</i> | 62 | 13 |
| Maret/ <i>March</i> | 67 | 8 |
| April/ <i>April</i> | 64 | 10 |
| Mei/ <i>May</i> | 48 | 16 |
| Juni/ <i>June</i> | 75 | 3 |
| Juli/ <i>July</i> | 68 | 6 |
| Agustus/ <i>August</i> | 68 | 6 |
| September/ <i>September</i> | 66 | 5 |
| Oktober/ <i>October</i> | 60 | 8 |
| November/ <i>November</i> | 119 | 33 |
| Desember/ <i>December</i> | 110 | 25 |
| Jumlah/Total | 866 | 149 |

Sumber/Source: Dinas Perpustakaan Kabupaten Aceh Tenggara/Library Office of Aceh Tenggara Regency

4.2 KESEHATAN HEALTH

Tabel 4.2.1 **Jumlah Desa Yang Memiliki Sarana Kesehatan Menurut Kecamatan di Kabupaten Aceh Tenggara, 2018–2020**
Table 4.2.1 **Number of Villages Having Health Facilities by Subdistrict in Aceh Tenggara Regency, 2018–2020**

| Kecamatan Subdistrict | Rumah Sakit Hospital | | |
|--------------------------|-------------------------|----------|----------|
| | 2018 | 2019 | 2020 |
| (1) | (2) | (3) | (4) |
| Lawe Alas | – | – | – |
| Babul Rahmah | – | – | – |
| Tanoh Alas | – | – | – |
| Lawe Sigala-gala | – | – | – |
| Babul Makmur | – | – | – |
| Semadam | – | – | – |
| Leuser | – | – | – |
| Bambel | – | – | – |
| Bukit Tusam | 1 | – | – |
| Lawe Sumur | – | – | – |
| Babussalam | 1 | 1 | 1 |
| Lawe Bulan | – | – | – |
| Badar | 1 | 1 | 1 |
| Darul Hasanah | – | – | – |
| Ketambe | – | – | – |
| Deleng Pokhkisen | – | – | – |
| Aceh Tenggara | 3 | 2 | 2 |

Lanjutan Tabel/Continued Table 4.2.1

| Kecamatan Subdistrict | Rumah Sakit Bersalin Maternity Hospital | | |
|--------------------------|--|------|------|
| | 2018 | 2019 | 2020 |
| (1) | (5) | (6) | (7) |
| Lawe Alas | – | – | – |
| Babul Rahmah | – | – | – |
| Tanoh Alas | – | – | – |
| Lawe Sigala-gala | – | – | – |
| Babul Makmur | – | – | – |
| Semadam | – | – | – |
| Leuser | – | – | – |
| Bambel | – | – | – |
| Bukit Tusam | – | – | – |
| Lawe Sumur | – | – | – |
| Babussalam | – | – | – |
| Lawe Bulan | – | – | – |
| Badar | – | – | – |
| Darul Hasanah | – | – | – |
| Ketambe | – | – | – |
| Deleng Pokhkisen | – | – | – |
| Aceh Tenggara | – | – | – |

Lanjutan Tabel/*Continued Table 4.2.1*

| Kecamatan <i>Subdistrict</i> | Poliklinik <i>Polyclinic</i> | | |
|---------------------------------|---------------------------------|-----------|-----------|
| | 2018 | 2019 | 2020 |
| (1) | (8) | (9) | (10) |
| Lawe Alas | – | 1 | – |
| Babul Rahmah | – | 1 | – |
| Tanoh Alas | – | – | – |
| Lawe Sigala-gala | 1 | 1 | 1 |
| Babul Makmur | 8 | 8 | 9 |
| Semadam | 2 | 3 | 2 |
| Leuser | – | – | – |
| Bambel | 4 | 2 | 2 |
| Bukit Tusam | 4 | 1 | 1 |
| Lawe Sumur | – | – | – |
| Babussalam | 2 | 3 | 5 |
| Lawe Bulan | 2 | 1 | 1 |
| Badar | 1 | – | – |
| Darul Hasanah | – | 2 | 2 |
| Ketambe | – | – | – |
| Deleng POKHKISEN | – | – | – |
| Aceh Tenggara | 24 | 23 | 23 |

Lanjutan Tabel/Continued Table 4.2.1

| Kecamatan Subdistrict | Puskesmas Public Health Center | | |
|--------------------------|-----------------------------------|-----------|-----------|
| | 2018 | 2019 | 2020 |
| (1) | (11) | (12) | (13) |
| Lawe Alas | 1 | 1 | 1 |
| Babul Rahmah | 1 | 1 | 1 |
| Tanoh Alas | 1 | 2 | 2 |
| Lawe Sigala-gala | 1 | 2 | 1 |
| Babul Makmur | 4 | 2 | 2 |
| Semadam | 2 | 1 | 1 |
| Leuser | 1 | 2 | 2 |
| Bambel | 4 | 2 | 1 |
| Bukit Tusam | 1 | 1 | 1 |
| Lawe Sumur | 2 | 1 | 1 |
| Babussalam | 3 | 2 | 2 |
| Lawe Bulan | 2 | 1 | 1 |
| Badar | 2 | 1 | 1 |
| Darul Hasanah | 1 | 2 | 2 |
| Ketambe | – | 1 | 1 |
| Deleng POKHKISEN | 1 | 1 | 1 |
| Aceh Tenggara | 27 | 23 | 21 |

Lanjutan Tabel/*Continued Table* 4.2.1

| Kecamatan <i>Subdistrict</i> | Puskesmas Pembantu <i>Subsidiary of Public Health Center</i> | | |
|---------------------------------|---|-----------|-----------|
| | 2018 | 2019 | 2020 |
| (1) | (14) | (15) | (16) |
| Lawe Alas | 9 | 9 | 6 |
| Babul Rahmah | 4 | 6 | 6 |
| Tanoh Alas | – | – | – |
| Lawe Sigala-gala | 5 | 9 | 9 |
| Babul Makmur | 3 | 4 | 4 |
| Semadam | 4 | 4 | 3 |
| Leuser | 3 | 7 | 7 |
| Bambel | 4 | 1 | 1 |
| Bukit Tusam | 4 | 2 | 3 |
| Lawe Sumur | 3 | – | – |
| Babussalam | – | 2 | 2 |
| Lawe Bulan | 2 | 1 | 1 |
| Badar | 1 | 1 | 2 |
| Darul Hasanah | 2 | 4 | 4 |
| Ketambe | 3 | 6 | 5 |
| Deleng Pokhkisen | 4 | 3 | 3 |
| Aceh Tenggara | 51 | 59 | 56 |

Lanjutan Tabel/Continued Table 4.2.1

| Kecamatan Subdistrict | Apotek Pharmacy | | |
|--------------------------|--------------------|-----------|-----------|
| | 2018 | 2019 | 2020 |
| (1) | (17) | (18) | (19) |
| Lawe Alas | 3 | 2 | 1 |
| Babul Rahmah | – | – | – |
| Tanoh Alas | – | – | – |
| Lawe Sigala-gala | 5 | 3 | 3 |
| Babul Makmur | 2 | 1 | 1 |
| Semadam | 2 | 2 | 2 |
| Leuser | – | – | – |
| Bambel | 2 | – | 1 |
| Bukit Tusam | – | – | 1 |
| Lawe Sumur | – | – | 1 |
| Babussalam | 6 | 7 | 8 |
| Lawe Bulan | 1 | – | – |
| Badar | 3 | 2 | 2 |
| Darul Hasanah | 1 | 1 | 2 |
| Ketambe | 1 | 2 | 2 |
| Deleng Pokhkisen | – | – | – |
| Aceh Tenggara | 26 | 20 | 24 |

Catatan/Note: ¹ Desa pada tabel ini termasuk Unit Permukiman Transmigrasi (UPT) yang masih dibina oleh kementerian terkait dan nagari di Provinsi Sumatera Barat/Villages in this table include Transmigration Settlement Unit which is still fostered by the relevant ministries and the nagari in the Province of Sumatera Barat

Sumber/Source: BPS, Pendataan Potensi Desa (Podes)/BPS-Statistics Indonesia, Village Potential Data Collecting

Tabel
Table 4.2.2

**Jumlah Tenaga Kesehatan Menurut Kecamatan di
Kabupaten Aceh Tenggara, 2020**
*Number of Health Human Resources by Subdistrict in Aceh
Tenggara Regency, 2020*

| Kecamatan Subdistrict | Dokter ¹ Doctor ¹ | Dokter Gigi ² Dentist ² | Perawat Nurse | Bidan Midwife | Tenaga kefarmasian Pharmacist |
|--------------------------|--|--|------------------|------------------|-------------------------------------|
| (1) | (2) | (3) | (4) | (5) | (6) |
| Lawe Alas | 3 | 1 | 34 | 52 | 3 |
| Babul Rahmah | 2 | – | 11 | 35 | 1 |
| Tanoh Alas | 2 | – | 6 | 24 | 4 |
| Lawe Sigala-gala | 5 | 1 | 20 | 51 | 4 |
| Babul Makmur | 3 | – | 14 | 45 | 2 |
| Semadam | 2 | – | 12 | 29 | – |
| Leuser | – | – | 18 | 25 | 2 |
| Bambel | 2 | 1 | 21 | 43 | 3 |
| Bukit Tusam | 1 | – | 19 | 40 | 1 |
| Lawe Sumur | 4 | 1 | 22 | 43 | 2 |
| Babussalam | 5 | 1 | 56 | 51 | 6 |
| Lawe Bulan | 2 | – | 18 | 29 | 2 |
| Badar | 58 | 3 | 266 | 207 | 46 |
| Darul Hasanah | 2 | – | 14 | 31 | – |
| Ketambe | 2 | – | 10 | 27 | 1 |
| Deleng Pokhkisen | 3 | – | 22 | 46 | 2 |
| Aceh Tenggara | 96 | 8 | 563 | 778 | 79 |

Lanjutan Tabel/Continued Table 4.2.2

| Kecamatan Subdistrict | Tenaga Kesehatan Masyarakat Public Health worker | Tenaga Kesehatan Lingkungan Enviromental Health Worker | Tenaga Gizi Nutritionist | Ahli Teknologi Laboratorium Medik Medical Laboratory Technician |
|--------------------------|--|--|-----------------------------|---|
| (1) | (7) | (8) | (9) | (10) |
| Lawe Alas | 1 | 5 | 1 | 1 |
| Babul Rahmah | 2 | 1 | 1 | – |
| Tanoh Alas | – | 1 | 1 | 1 |
| Lawe Sigala-gala | 1 | 3 | – | 2 |
| Babul Makmur | 3 | 7 | 3 | 1 |
| Semadam | – | 5 | 1 | – |
| Leuser | 1 | 3 | 2 | 2 |
| Bambel | 2 | 4 | 1 | 2 |
| Bukit Tusam | 2 | 6 | – | 1 |
| Lawe Sumur | 3 | 9 | 2 | 2 |
| Babussalam | 3 | 33 | 2 | 3 |
| Lawe Bulan | – | 6 | 1 | – |
| Badar | 6 | 33 | 8 | 9 |
| Darul Hasanah | 1 | 3 | – | – |
| Ketambe | 1 | 3 | – | 1 |
| Deleng Pokhkisen | 2 | 8 | 1 | 1 |
| Aceh Tenggara | 28 | 130 | 24 | 26 |

Catatan/Note: ¹ Dokter dalam tabel ini termasuk dokter spesialis (selain spesialis gigi) dan dokter umum/Doctor in this table include medical specialist (exclude dentist specialist) and general practitioner

² Dokter gigi dalam tabel ini termasuk dokter spesialis gigi dan dokter gigi/Doctor in this table include dentist dan dentist specialist

Sumber/Source: Dinas Kesehatan Kabupaten Aceh Tenggara/Health Depatement of Aceh Tenggara Regency

Tabel 4.2.3
Table

Jumlah Rumah Sakit Umum, Rumah Sakit Khusus, Puskesmas, Klinik Pratama, dan Posyandu Menurut Kecamatan di Kabupaten Aceh Tenggara, 2019 dan 2020
Number of General Hospital, Specialized Hospital, Public Health Center, Primary Clinic, and Integrated Health Post by Subdistrict in Aceh Tenggara Regency, 2019 and 2020

| Kecamatan Subdistrict | Rumah Sakit Umum General Hospital | | Rumah Sakit Khusus Specialized Hospital | |
|--------------------------|--------------------------------------|----------|--|----------|
| | 2019 | 2020 | 2019 | 2020 |
| (1) | (2) | (3) | (4) | (5) |
| Lawe Alas | – | – | – | – |
| Babul Rahmah | – | – | – | – |
| Tanoh Alas | – | – | – | – |
| Lawe Sigala-gala | – | – | – | – |
| Babul Makmur | – | – | – | – |
| Semadam | – | – | – | – |
| Leuser | – | – | – | – |
| Bambel | – | – | – | – |
| Bukit Tusam | – | – | – | – |
| Lawe Sumur | – | – | – | – |
| Babussalam | 1 | 1 | 1 | 1 |
| Lawe Bulan | – | – | – | – |
| Badar | 1 | 1 | – | – |
| Darul Hasanah | – | – | – | – |
| Ketambe | – | – | – | – |
| Deleng Pokhkisen | – | – | – | – |
| Aceh Tenggara | 2 | 2 | 1 | 1 |

Lanjutan Tabel/*Continued Table 4.2.3*

| Kecamatan Subdistrict | Puskesmas ¹ Rawat Inap Public Health Center ¹ with Inpatient Care | | Puskesmas ¹ Non Rawat Inap Public Health Center ¹ without Inpatient Care | |
|--------------------------|---|-----------|---|----------|
| | 2019 | 2020 | 2019 | 2020 |
| (1) | (6) | (7) | (8) | (9) |
| Lawe Alas | 1 | 1 | – | – |
| Babul Rahmah | – | – | 1 | 1 |
| Tanoh Alas | 1 | 1 | – | – |
| Lawe Sigala-gala | 1 | 1 | – | – |
| Babul Makmur | 1 | 1 | 1 | 1 |
| Semadam | – | – | 1 | 1 |
| Leuser | – | – | 2 | 2 |
| Bambel | 1 | 1 | – | – |
| Bukit Tusam | – | – | 1 | 1 |
| Lawe Sumur | 1 | 1 | – | – |
| Babussalam | 1 | 1 | 1 | 1 |
| Lawe Bulan | 1 | 1 | – | – |
| Badar | – | – | – | – |
| Darul Hasanah | – | – | 1 | 1 |
| Ketambe | 1 | 1 | – | – |
| Deleng Pokhkisen | 1 | 1 | – | – |
| Aceh Tenggara | 11 | 11 | 8 | 8 |

Lanjutan Tabel/*Continued Table* 4.2.3

| Kecamatan <i>Subdistrict</i> | Klinik Pratama <i>Primary Clinic</i> | | Posyandu <i>Intregrated Health Post</i> | |
|---------------------------------|---|----------|--|----------|
| | 2019 | 2020 | 2019 | 2020 |
| (1) | (10) | (11) | (12) | (13) |
| Lawe Alas | – | – | – | – |
| Babul Rahmah | – | – | – | – |
| Tanoh Alas | – | – | – | – |
| Lawe Sigala-gala | – | – | – | – |
| Babul Makmur | – | – | – | – |
| Semadam | – | – | – | – |
| Leuser | – | – | – | – |
| Bambel | – | – | – | – |
| Bukit Tusam | – | – | – | – |
| Lawe Sumur | – | – | – | – |
| Babussalam | – | – | – | – |
| Lawe Bulan | – | – | – | – |
| Badar | – | – | – | – |
| Darul Hasanah | – | – | – | – |
| Ketambe | – | – | – | – |
| Deleng Pokhkisen | 1 | 1 | – | – |
| Aceh Tenggara | 1 | 1 | – | – |

Catatan/Note: ¹ Puskesmas yang teregistrasi/*Registered Public Health Center*

Sumber/Source: Dinas Kesehatan Kabupaten Aceh Tenggara/*Health Departement of Aceh Tenggara Regency*

Tabel 4.2.4 Jumlah Klinik Keluarga Berencana (KKB) dan Pos Pelayanan Keluarga Berencana Desa (PPKBD) Menurut Kecamatan di Kabupaten Aceh Tenggara, 2020
Number of Family Planning Clinics and Village Family Planning Service Unit by Sub-district in Aceh Tenggara Regency, 2020

| Kecamatan Subdistrict | Klinik Keluarga Berencana Family Planning Clinic | Pos Pelayanan Keluarga Berencana Desa Village Family Planning Service Unit |
|--------------------------|---|---|
| (1) | (2) | (3) |
| Lawe Alas | 1 | 1 |
| Babul Rahmah | 2 | 1 |
| Tanoh Alas | 1 | 1 |
| Lawe Sigala-gala | 1 | 1 |
| Babul Makmur | 3 | 1 |
| Semadam | 4 | 1 |
| Leuser | 2 | 1 |
| Bambel | 1 | 1 |
| Bukit Tusam | 1 | 1 |
| Lawe Sumur | 1 | 1 |
| Babussalam | 5 | 1 |
| Lawe Bulan | 2 | 1 |
| Badar | 2 | 1 |
| Darul Hasanah | 4 | 1 |
| Ketambe | 1 | 1 |
| Deleng Pokhkisen | 1 | 1 |
| Aceh Tenggara | 32 | 16 |

Sumber/Source: Dinas Pengendalian Penduduk dan Keluarga Berencana Kabupaten Aceh Tenggara/*Population Control and Family Planning of Aceh Tenggara Regency*

Tabel
Table 4.2.5

Jumlah Pasangan Usia Subur (PUS) dan Jumlah Peserta Program Keluarga Berencana Aktif Menurut Jenis Kontrasepsi yang Digunakan dan Kecamatan di Kabupaten Aceh Tenggara, 2020
Number of Eligible Couples and Active Family Planning Program Participants by Types of Contraception and Sub-district in Aceh Tenggara Regency, 2020

| Kecamatan Subdistrict | Jumlah Pasangan Usia Subur Number of Eligible Couples | Jumlah Peserta Program Keluarga Berencana Menurut Jenis Kontrasepsi Number of Active Family Planning Program Participants by Types of Contraception | | | |
|--------------------------|---|--|---|---|------------------|
| | | Intrauterine Device (IUD) | Metode Operatif Wanita (MOW) Tubectomy | Metode Operatif Pria (MOP) Vasectomy | Kondom Condom |
| | | (3) | (4) | (5) | (6) |
| (1) | (2) | (3) | (4) | (5) | (6) |
| Lawe Alas | 2 444 | 87 | 26 | 19 | 200 |
| Babul Rahmah | 1 254 | 180 | 26 | 0 | 85 |
| Tanoh Alas | 810 | 38 | 21 | 0 | 29 |
| Lawe Sigala-gala | 2 963 | 35 | 44 | 1 | 90 |
| Babul Makmur | 1 583 | 49 | 137 | 0 | 18 |
| Semadam | 1 614 | 35 | 31 | 0 | 70 |
| Leuser | 1 071 | 9 | 33 | 0 | 41 |
| Bambel | 1 901 | 52 | 11 | 2 | 19 |
| Bukit Tusam | 1 646 | 23 | 6 | 0 | 0 |
| Lawe Sumur | 1 311 | 35 | 26 | 2 | 33 |
| Babussalam | 3 103 | 93 | 35 | 6 | 70 |
| Lawe Bulan | 2 107 | 56 | 81 | 2 | 22 |
| Badar | 1 681 | 63 | 93 | 2 | 61 |
| Darul Hasanah | 1 421 | 19 | 31 | 14 | 30 |
| Ketambe | 1 127 | 29 | 26 | 11 | 19 |
| Deleng Pokhkisen | 1 069 | 89 | 47 | 0 | 31 |
| Aceh Tenggara | 27 105 | 892 | 674 | 59 | 818 |

Lanjutan Tabel/Continued Table 4.2.5

| Kecamatan Subdistrict | Jumlah Peserta Program Keluarga Berencana Menurut Jenis Kontrasepsi Number of Active Family Planning Program Participants by Types of Contraception | | | |
|--------------------------|---|-----------------------|--------------|-----------------|
| | Implan Implants | Suntikan Injection | Pil Pills | Jumlah Total |
| (1) | (7) | (8) | (9) | (10) |
| Lawe Alas | 144 | 1 260 | 466 | 2 202 |
| Babul Rahmah | 250 | 451 | 250 | 1 242 |
| Tanoh Alas | 43 | 431 | 47 | 609 |
| Lawe Sigala-gala | 186 | 1 017 | 341 | 1 714 |
| Babul Makmur | 161 | 602 | 68 | 1 035 |
| Semadam | 87 | 708 | 155 | 1 086 |
| Leuser | 126 | 494 | 169 | 872 |
| Bambel | 28 | 785 | 97 | 994 |
| Bukit Tusam | 12 | 181 | 6 | 228 |
| Lawe Sumur | 48 | 592 | 126 | 826 |
| Babussalam | 59 | 1 202 | 148 | 1 613 |
| Lawe Bulan | 90 | 1 134 | 255 | 1 640 |
| Badar | 103 | 877 | 240 | 1 439 |
| Darul Hasanah | 55 | 866 | 126 | 1 177 |
| Ketambe | 100 | 565 | 199 | 1 127 |
| Deleng Pokhkisen | 108 | 460 | 107 | 842 |
| Aceh Tenggara | 1 600 | 11 625 | 2 836 | 18 504 |

Sumber/Source: Dinas Pengendalian Penduduk dan Keluarga Berencana Kabupaten Aceh Tenggara/Population Control and Family Planning of Aceh Tenggara Regency

Tabel
Table 4.2.6

Jumlah Perkiraan Permintaan Masyarakat (PPM) dan Jumlah Peserta Baru Program Keluarga Berencana Menurut Jenis Kontrasepsi yang Digunakan di Kabupaten Aceh Tenggara, 2020
Number of Estimated Family Planning Program Membership Demand and New Family Planning Program Participants by Types of Contraception in Aceh Tenggara Regency, 2020

| Kecamatan Subdistrict | Jumlah Perkiraan Permintaan Masyarakat <i>Estimated Family Planning Program Membership Demand</i> | Jumlah Peserta Baru Program Keluarga Berencana Menurut Jenis Kontrasepsi <i>Number of New Family Planning Program Participants by Types of Contraception</i> | | | |
|--------------------------|--|--|---|---|--------------------------|
| | | <i>Intrauretrine Device (IUD)</i> | <i>Metode Operatif Wanita (MOW) Tubectomy</i> | <i>Metode Operatif Pria (MOP) Vasectomy</i> | <i>Kondom Condom</i> |
| (1) | (2) | (3) | (4) | (5) | (6) |
| Lawe Alas | 645 | 0 | 0 | 0 | 23 |
| Babul Rahmah | 558 | 14 | 0 | 0 | 23 |
| Tanoh Alas | 256 | 4 | 0 | 0 | 21 |
| Lawe Sigala-gala | 733 | 17 | 2 | 0 | 64 |
| Babul Makmur | 373 | 13 | 0 | 0 | 8 |
| Semadam | 427 | 9 | 0 | 0 | 20 |
| Leuser | 272 | 5 | 0 | 0 | 21 |
| Bambel | 431 | 4 | 0 | 0 | 6 |
| Bukit Tusam | 430 | 13 | 0 | 0 | 0 |
| Lawe Sumur | 372 | 29 | 0 | 0 | 45 |
| Babussalam | 657 | 5 | 7 | 0 | 69 |
| Lawe Bulan | 430 | 5 | 0 | 0 | 4 |
| Badar | 426 | 654 | 155 | 0 | 72 |
| Darul Hasanah | 650 | 0 | 0 | 0 | 2 |
| Ketambe | 384 | 7 | 0 | 0 | 10 |
| Deleng Pokhkisen | 396 | 24 | 0 | 0 | 18 |
| Aceh Tenggara | 7 290 | 803 | 164 | 0 | 406 |

Lanjutan Tabel/*Continued Table 4.2.6*

| Kecamatan Subdistrict | Jumlah Peserta Baru Program Keluarga Berencana Menurut Jenis Kontrasepsi <i>Number of New Family Planning Program Participants by Types of Contraception</i> | | | |
|--------------------------|---|------------------------------|---------------------|------------------------|
| | Implan <i>Implants</i> | Suntikan <i>Injection</i> | Pil <i>Pills</i> | Jumlah <i>Total</i> |
| (1) | (7) | (8) | (9) | (10) |
| Lawe Alas | 4 | 152 | 35 | 214 |
| Babul Rahmah | 19 | 318 | 160 | 534 |
| Tanoh Alas | 6 | 66 | 75 | 172 |
| Lawe Sigala-gala | 46 | 145 | 41 | 315 |
| Babul Makmur | 49 | 157 | 64 | 291 |
| Semadam | 43 | 82 | 46 | 200 |
| Leuser | 37 | 53 | 136 | 252 |
| Bambel | 7 | 143 | 153 | 313 |
| Bukit Tusam | 13 | 89 | 26 | 141 |
| Lawe Sumur | 23 | 163 | 171 | 431 |
| Babussalam | 42 | 171 | 171 | 465 |
| Lawe Bulan | 11 | 176 | 59 | 255 |
| Badar | 47 | 67 | 76 | 1 071 |
| Darul Hasanah | 1 | 148 | 26 | 177 |
| Ketambe | 41 | 219 | 183 | 460 |
| Deleng Pokhkisen | 18 | 90 | 73 | 223 |
| Aceh Tenggara | 407 | 2 239 | 1 495 | 5 514 |

Sumber/*Source*: Dinas Pengendalian Penduduk dan Keluarga Berencana Kabupaten Aceh Tenggara/*Population Control and Family Planning of Aceh Tenggara Regency*

Tabel
Table 4.2.7**Data Rawat Inap Menurut Cakupan Kegiatan di Rumah
Sakit Umum Daerah H. Sahudin Kutacane, 2020**
**Hospitalization Data at General Hospital H. Sahudin
Kutacane, 2020**

| Rincian <i>Detail</i> | RSUD H. Sahudin Kutacane <i>General Hospital H. Sahudin Kutacane</i> |
|--|--|
| (1) | (2) |
| Jumlah Pasien Rawat Inap (jiwa) <i>Number of Inpatient (person)</i> | 11 535 |
| Jumlah Hari Dirawat (hari) <i>Number of Days Hospitalized (days)</i> | 64 218 |
| Jumlah Tempat Tidur (tempat tidur) <i>Number of Beds (beds)</i> | 227 |
| Persentase Pemakaian Tempat Tidur (%) <i>Bed Occupancy Rate/BOR4 (%)</i> | 77,50 |
| Rata-rata Lama Rawatan (hari) <i>Length of Stay/LOS (days)</i> | 1 |
| Rata-rata Hari, Tempat Tidur Tidak Ditempati (hari) <i>Turn Over Interval/TOI (days)</i> | 1,6 |
| Frekuensi Pemakaian Tempat Tidur (kali) <i>Bed Turn Over/BTO (times)</i> | 48,81 |
| Angka Kematian Kasar (per mil) <i>Gross Death Rate/GDR (per mille)</i> | 21,8 |
| Angka Kematian Bersih (per mil) <i>Net Death Rate/NDR (per mille)</i> | 12,9 |

Sumber/Source: Rumah Sakit Umum Daerah H. Sahudin Kutacane/General Hospital H. Sahudin Kutacane

Tabel 4.2.8 **Jumlah Kunjungan Rawat Jalan dan Rawat Inap Menurut Jenis Pelayanan di Rumah Sakit Umum Daerah H. Sahudin Kutacane, 2020**
Number of Outpatient and Inpatient by Type of Service at General Hospital H. Sahudin Kutacane, 2020

| Rincian Details | Jumlah Pasien (jiwa) Number of Patient (persons) | |
|--|---|-------------------------|
| | Rawat Jalan Outpatient | Rawat Inap Inpatient |
| (1) | (2) | (3) |
| Asuransi Kesehatan (Askes) Health Insurance | 81 268 | 11 080 |
| Umum General | 288 | 122 |
| Jaringan Pengaman Sosial Sosial Security | - | - |

Sumber/Source: Rumah Sakit Umum Daerah H. Sahudin Kutacane/General Hospital H. Sahudin Kutacane

Tabel
Table 4.2.9**Jumlah Peserta BPJS Kesehatan Menurut Kelas dan Kecamatan di Kabupaten Aceh Tenggara, 2020**
Number of BPJS Membership By Class and Subdistrict in Aceh Tenggara Regency, 2020

| Kecamatan Subdistrict | Kelas Class | | | Jumlah Total |
|--------------------------|----------------|---------------|----------------|-----------------|
| | I | II | III | |
| (1) | (2) | (3) | (4) | (5) |
| Lawe Alas | 1 195 | 874 | 14 495 | 16 564 |
| Babul Rahmah | 410 | 560 | 9 650 | 10 620 |
| Tanoh Alas | 123 | 130 | 4 437 | 4 690 |
| Lawe Sigala-gala | 1 832 | 1 755 | 18 096 | 21 683 |
| Babul Makmur | 914 | 760 | 14 081 | 15 755 |
| Semadam | 862 | 514 | 11 924 | 13 300 |
| Leuser | 227 | 127 | 6 295 | 6 649 |
| Bambel | 2 093 | 1 162 | 14 655 | 17 910 |
| Bukit Tusam | 1 745 | 595 | 10 022 | 12 362 |
| Lawe Sumur | 420 | 335 | 7 456 | 8 211 |
| Babussalam | 4 791 | 2 797 | 18 901 | 26 489 |
| Lawe Bulan | 3 111 | 1 319 | 12 427 | 16 857 |
| Badar | 2 494 | 1 228 | 10 619 | 14 341 |
| Darul Hasanah | 843 | 592 | 12 998 | 14 433 |
| Ketambe | 351 | 358 | 10 390 | 11 099 |
| Deleng Pokhkisen | 542 | 454 | 7 740 | 8 736 |
| Aceh Tenggara | 21 953 | 13 560 | 184 186 | 219 699 |

Sumber/Source: BPJS Kesehatan Kabupaten Aceh Tenggara/BPJS Healthy of Aceh Tenggara Regency

Tabel
Table 4.2.10**Jumlah Peserta BPJS Kesehatan Menurut Jenis Kelamin dan Kecamatan di Kabupaten Aceh Tenggara, 2020**
Number of BPJS Membership By Gender and Subdistrict in Aceh Tenggara Regency, 2020

| Kecamatan Subdistrict | Jenis Kelamin Gender | | Jumlah Total |
|--------------------------|-------------------------|---------------------|-----------------|
| | Laki-laki Male | Perempuan Female | |
| (1) | (2) | (3) | (4) |
| Lawe Alas | 8 359 | 8 205 | 16 564 |
| Babul Rahmah | 5 388 | 5 232 | 10 620 |
| Tanoh Alas | 2 384 | 2 306 | 4 690 |
| Lawe Sigala-gala | 10 938 | 10 745 | 21 683 |
| Babul Makmur | 7 845 | 7 910 | 15 755 |
| Semadam | 6 697 | 6 603 | 13 300 |
| Leuser | 3 445 | 3 204 | 6 649 |
| Bambel | 8 952 | 8 958 | 17 910 |
| Bukit Tusam | 6 236 | 6 126 | 12 362 |
| Lawe Sumur | 4 109 | 4 102 | 8 211 |
| Babussalam | 13 385 | 13 104 | 26 489 |
| Lawe Bulan | 8 527 | 8 330 | 16 857 |
| Badar | 7 222 | 7 119 | 14 341 |
| Darul Hasanah | 7 395 | 7 038 | 14 433 |
| Ketambe | 5 714 | 5 385 | 11 099 |
| Deleng Pokhkisen | 4 371 | 4 365 | 8 736 |
| Aceh Tenggara | 110 967 | 108 732 | 219 699 |

Sumber/Source: BPJS Kesehatan Kabupaten Aceh Tenggara/BPJS Healthy of Aceh Tenggara Regency

4.3 AGAMA DAN SOSIAL LAINNYA RELIGION AND OTHER SOCIAL AFFAIRS

Tabel 4.3.1 Jumlah Penduduk Menurut Kecamatan dan Agama yang Dianut di Kabupaten Aceh Tenggara, 2020
Population by Subdistrict and Religion in Aceh Tenggara Regency, 2020

| Kecamatan Subdistrict | Islam | Protestan Protestant | Katolik Catholic | Hindu | Budha Buddha | Lainnya Others |
|--------------------------|----------------|-------------------------|---------------------|----------|-----------------|-------------------|
| (1) | (2) | (3) | (4) | (5) | (6) | (7) |
| Lawe Alas | 17 606 | 1 | 0 | 0 | 0 | 0 |
| Babul Rahmah | 6 758 | 3 208 | 110 | 0 | 0 | 0 |
| Tanoh Alas | 5 149 | 0 | 0 | 0 | 0 | 0 |
| Lawe Sigala-gala | 10 009 | 11 552 | 342 | 0 | 0 | 0 |
| Babul Makmur | 4 316 | 10 559 | 991 | 0 | 0 | 0 |
| Semadam | 10 267 | 3 477 | 65 | 0 | 0 | 0 |
| Leuser | 3 823 | 3 430 | 158 | 0 | 0 | 0 |
| Bambel | 20 154 | 9 | 0 | 0 | 0 | 0 |
| Bukit Tusam | 12 496 | 96 | 0 | 0 | 0 | 0 |
| Lawe Sumur | 8 511 | 250 | 2 | 0 | 0 | 0 |
| Babussalam | 28 880 | 979 | 24 | 0 | 0 | 0 |
| Lawe Bulan | 15 125 | 2 089 | 18 | 0 | 0 | 2 |
| Badar | 11 921 | 2 617 | 192 | 0 | 0 | 0 |
| Darul Hasanah | 15 641 | 0 | 0 | 0 | 0 | 0 |
| Ketambe | 12 114 | 1 | 1 | 0 | 0 | 0 |
| Deleng Pokhkisen | 6 188 | 2 920 | 294 | 0 | 0 | 0 |
| Aceh Tenggara | 188 958 | 41 188 | 2 197 | 0 | 0 | 2 |

Sumber/Source: Dinas Kependudukan dan Pencatatan Sipil Kabupaten Aceh Tenggara/ Population dan Civil Registration Office of Aceh Tenggara Regency

Tabel 4.3.2 Jumlah Tempat Peribadatan Menurut Kecamatan di Kabupaten Aceh Tenggara, 2020
Table 4.3.2 Number of Places of Worship by Subdistrict in Aceh Tenggara Regency, 2020

| Kecamatan Subdistrict | Masjid Mosque | Mushola Pray Room | Gereja Protestan Protestant Church | Gereja Katholik Catholic Church | Pura Temple | Vihara |
|--------------------------|------------------|-------------------------|---|--|----------------|----------|
| (1) | (2) | (3) | (4) | (5) | (6) | (7) |
| Lawe Alas | 21 | 18 | 0 | 0 | 0 | 0 |
| Babul Rahmah | 11 | 8 | 19 | 0 | 0 | 0 |
| Tanoh Alas | 9 | 9 | 0 | 0 | 0 | 0 |
| Lawe Sigala-gala | 17 | 10 | 31 | 1 | 0 | 0 |
| Babul Makmur | 6 | 4 | 32 | 3 | 0 | 0 |
| Semadam | 10 | 8 | 14 | 1 | 0 | 0 |
| Leuser | 14 | 5 | 26 | 1 | 0 | 0 |
| Bambel | 20 | 17 | 0 | 0 | 0 | 0 |
| Bukit Tusam | 14 | 16 | 0 | 0 | 0 | 0 |
| Lawe Sumur | 7 | 9 | 1 | 0 | 0 | 0 |
| Babussalam | 32 | 29 | 3 | 0 | 0 | 0 |
| Lawe Bulan | 20 | 13 | 7 | 0 | 0 | 0 |
| Badar | 14 | 7 | 7 | 2 | 0 | 0 |
| Darul Hasanah | 20 | 16 | 0 | 0 | 0 | 0 |
| Ketambe | 19 | 12 | 0 | 0 | 0 | 0 |
| Deleng Pokhkisen | 11 | 10 | 7 | 1 | 0 | 0 |
| Aceh Tenggara | 245 | 191 | 147 | 9 | 0 | 0 |

Sumber/Source: BPS, Pendataan Potensi Desa (Podes)/BPS-Statistics Indonesia, Village Potential Data Collecting

Tabel
Table 4.3.3

Jumlah Desa¹ yang Mengalami Bencana Alam² Menurut Kecamatan di Kabupaten Aceh Tenggara, 2018–2020
Number of Villages that Had Natural Disaster² by Subdistrict in Aceh Tenggara Regency, 2018–2020

| Kecamatan Subdistrict | Banjir/Flood | | |
|--------------------------|--------------|-----------|-----------|
| | 2018 | 2019 | 2020 |
| (1) | (2) | (3) | (4) |
| Lawe Alas | 2 | 3 | 6 |
| Babul Rahmah | 1 | 15 | 3 |
| Tanoh Alas | 1 | 8 | – |
| Lawe Sigala-gala | 7 | 11 | – |
| Babul Makmur | 3 | 1 | – |
| Semadam | 2 | 2 | 3 |
| Leuser | 1 | – | – |
| Bambel | 7 | 16 | 9 |
| Bukit Tusam | 7 | 2 | 1 |
| Lawe Sumur | – | 4 | 2 |
| Babussalam | 6 | 6 | 3 |
| Lawe Bulan | 12 | 1 | – |
| Badar | – | 2 | – |
| Darul Hasanah | 8 | 5 | 1 |
| Ketambe | – | 5 | – |
| Deleng Pokhkisen | – | – | – |
| Aceh Tenggara | 57 | 81 | 28 |

Lanjutan Tabel/*Continued Table 4.3.3*

| Kecamatan Subdistrict | Gempa Bumi/ <i>Earthquake</i> | | |
|--------------------------|-------------------------------|----------|----------|
| | 2018 | 2019 | 2020 |
| (1) | (5) | (6) | (7) |
| Lawe Alas | 5 | – | – |
| Babul Rahmah | – | – | – |
| Tanoh Alas | – | – | – |
| Lawe Sigala-gala | – | – | – |
| Babul Makmur | – | – | – |
| Semadam | – | – | – |
| Leuser | – | – | – |
| Bambel | – | – | 1 |
| Bukit Tusam | – | – | – |
| Lawe Sumur | – | – | – |
| Babussalam | 2 | – | – |
| Lawe Bulan | 3 | – | – |
| Badar | 1 | – | – |
| Darul Hasanah | 9 | – | – |
| Ketambe | – | 1 | – |
| Deleng Pokhkisen | – | – | – |
| Aceh Tenggara | 20 | 1 | 1 |

Lanjutan Tabel/*Continued Table* 4.3.3

| Kecamatan <i>Subdistrict</i> | Tanah Longsor/ <i>Landslide</i> | | |
|---------------------------------|---------------------------------|----------|----------|
| | 2018 | 2019 | 2020 |
| (1) | (8) | (9) | (10) |
| Lawe Alas | – | – | – |
| Babul Rahmah | – | – | – |
| Tanoh Alas | – | – | – |
| Lawe Sigala-gala | 2 | 2 | – |
| Babul Makmur | 1 | – | – |
| Semadam | 1 | 1 | – |
| Leuser | 4 | – | 1 |
| Bambel | – | – | – |
| Bukit Tusam | 1 | – | – |
| Lawe Sumur | – | – | – |
| Babussalam | – | – | – |
| Lawe Bulan | 1 | – | – |
| Badar | – | – | – |
| Darul Hasanah | – | – | – |
| Ketambe | – | 5 | – |
| Deleng Pokhkisen | – | – | – |
| Aceh Tenggara | 10 | 8 | 1 |

Catatan/*Note*: ¹ Desa pada tabel ini termasuk Unit Permukiman Transmigrasi (UPT) yang masih dibina oleh kementerian terkait dan nagari di Provinsi Sumatera Barat/*Villages in this table are included in Transmigration Settlement Unit which is still fostered by the relevant ministries and the nagari in the Province of Sumatera Barat*

Sumber/*Source*: ² Kejadian dalam setahun sebelum tahun pencacahan/*Occured during the last one year before the enumeration years*
BPS, Pendataan Potensi Desa (Podes)/*BPS-Statistics Indonesia, Village Potential Data Collecting*

Tabel
Table 4.3.4

**Jumlah Narapidana di Lembaga Perasyarakatan
Kutacane Menurut Jenis Kelamin, 2020**
*Number of Inmates of Kutacane Penitentiary by Gender ,
2020*

| Bulan Month | Jumlah Tahanan Awal Bulan Number of Inmates Early Month | | | |
|---------------------|--|---------------------|--------------------|---------------------|
| | Dewasa Adult | | Anak-anak Child | |
| | Laki-laki Male | Perempuan Female | Laki-laki Male | Perempuan Female |
| (1) | (2) | (3) | (4) | (5) |
| Januari/January | 94 | 3 | - | - |
| Februari/February | 86 | 3 | - | - |
| Maret/March | 95 | 4 | - | - |
| April/April | 107 | 4 | - | - |
| Mei/May | 93 | 4 | - | - |
| Juni/June | 114 | 10 | 1 | - |
| Juli/July | 101 | 9 | 1 | - |
| Agustus/August | 114 | 10 | 1 | - |
| September/September | 151 | 11 | 1 | - |
| Oktober/October | 112 | 10 | - | - |
| November/November | 119 | 10 | 1 | - |
| Desember/December | 122 | 7 | 1 | - |
| Jumlah/Total | 1 308 | 85 | 6 | - |

Lanjutan Tabel/*Continued Table* 4.3.4

| Bulan Month | Jumlah Tahanan Masuk Number of Inmates Come | | | |
|---------------------|--|---------------------|--------------------|---------------------|
| | Dewasa Adult | | Anak-anak Child | |
| | Laki-laki Male | Perempuan Female | Laki-laki Male | Perempuan Female |
| (1) | (2) | (3) | (4) | (5) |
| Januari/January | 11 | 2 | - | - |
| Februari/February | 23 | 1 | 1 | - |
| Maret/March | 20 | - | - | - |
| April/April | 16 | - | - | - |
| Mei/May | 17 | 6 | 1 | - |
| Juni/June | 25 | - | - | - |
| Juli/July | 24 | 1 | - | - |
| Agustus/August | 41 | - | - | - |
| September/September | 8 | - | - | - |
| Oktober/October | 13 | - | - | - |
| November/November | 15 | - | - | - |
| Desember/December | 49 | - | - | - |
| Jumlah/Total | 262 | 10 | 2 | - |

Lanjutan Tabel/*Continued Table* 4.3.4

| Bulan Month | Jumlah Tahanan Keluar Number of Inmates Out | | | |
|---------------------|--|---------------------|--------------------|---------------------|
| | Dewasa Adult | | Anak-anak Child | |
| | Laki-laki Male | Perempuan Female | Laki-laki Male | Perempuan Female |
| (1) | (2) | (3) | (4) | (5) |
| Januari/January | - | - | - | - |
| Februari/February | - | - | - | - |
| Maret/March | 2 | - | - | - |
| April/April | - | - | - | - |
| Mei/May | - | - | - | - |
| Juni/June | - | - | - | - |
| Juli/July | 1 | - | - | - |
| Agustus/August | - | - | - | - |
| September/September | - | - | - | - |
| Oktober/October | - | - | - | - |
| November/November | - | - | - | - |
| Desember/December | 5 | - | - | - |
| Jumlah/Total | 8 | - | - | - |

Sumber/*Source*: Lembaga Perasyarakatan Kutacane/ *Kutacane Penitentiary*

Tabel
Table 4.3.5

**Jumlah Narapidana di Lembaga Perasyarakatan
Kutacane Menurut Jenis Kejahatan/Pelanggaran, 2020**
**Number of Inmates of Kutacane Penitentiary by Type of
Crime/Violation , 2020**

| Jenis Kejahatan/Pelanggaran <i>Type of Crime/Violation</i> | Jumlah Tahanan Awal Bulan <i>Number of Inmates Early Month</i> | | | |
|---|---|----------------------------|--------------------------|----------------------------|
| | Dewasa/Adult | | Anak-anak/Child | |
| | Laki-laki <i>Male</i> | Perempuan <i>Female</i> | Laki-laki <i>Male</i> | Perempuan <i>Female</i> |
| (1) | (2) | (3) | (4) | (5) |
| Politik/ <i>Politics</i> | - | - | - | - |
| Terhadap Kepala Negara/ <i>Head of State</i> | - | - | - | - |
| Pembakaran/ <i>Burning</i> | - | - | - | - |
| Terhadap Ketertiban Umum/ <i>Public Order</i> | - | - | - | - |
| Penyuapan/ <i>Bribery</i> | - | - | - | - |
| Mata Uang/ <i>Currency</i> | 1 | - | - | - |
| Memalsukan Materai/ <i>Forgery Stamp</i> | - | - | - | - |
| Kesusilaan/ <i>Decency</i> | 1 | - | - | - |
| Perjudian/ <i>Gambling</i> | - | 1 | - | - |
| Penculikan/ <i>Kidnapping</i> | - | - | - | - |
| Pembunuhan/ <i>Murder</i> | 2 | - | - | - |
| Penganiayaan/ <i>Persecution</i> | 3 | - | - | - |
| Pencurian/ <i>Theft</i> | 60 | - | - | - |
| Pemerasan dengan Ancaman/ <i>Extortion</i> | - | - | - | - |
| Perampokan/ <i>Robbery</i> | 10 | - | - | - |
| Penggelapan/ <i>Embezzlement</i> | 6 | - | - | - |
| Penipuan/ <i>Fraud</i> | - | - | - | - |
| Penadahan/ <i>Fencing</i> | 2 | - | - | - |

Lanjutan Tabel/*Continued Table 4.3.5*

| Jenis Kejahatan/Pelanggaran <i>Type of Crime/Violation</i> | Jumlah Tahanan Awal Bulan <i>Number of Inmates Early Month</i> | | | |
|---|---|----------------------------|--------------------------|----------------------------|
| | Dewasa/ <i>Adult</i> | | Anak-anak/ <i>Child</i> | |
| | Laki-laki <i>Male</i> | Perempuan <i>Female</i> | Laki-laki <i>Male</i> | Perempuan <i>Female</i> |
| (1) | (2) | (3) | (4) | (5) |
| Ekonomi/Korupsi/ <i>Economics/Corruption</i> | 2 | - | - | - |
| Narkotika/ <i>Narcotics</i> | 131 | 8 | - | - |
| Pencemaran Nama Baik/ <i>Defamation</i> | - | - | - | - |
| Mesum/ <i>Nasty</i> | - | - | - | - |
| Illegal Fishing/ <i>Illegal Fishing</i> | - | - | - | - |
| Perlindungan Anak/ <i>Child Protection</i> | 4 | - | - | - |
| Teroris/ <i>Terrorism</i> | - | - | - | - |
| Imigrasi/ <i>Immigration</i> | - | - | - | - |

Sumber/*Source*: Lembaga Permasalahan Kutacane/ *Kutacane Penitentiary*

Tabel
Table 4.3.6

Jumlah Perkara Perdata di Pengadilan Negeri Kutacane, 2020
Number of Civil Cases in Kutacane State Court, 2020

| Bulan Month | Perkara Perdata Civil Cases | | | | | |
|---------------------|--------------------------------|-------------------|------------------|------------------------|-------------------|------------------|
| | Gugatan Lawsuit | | | Permohonan Petition | | |
| | Sisa Remainder | Masuk Reported | Putus Settled | Sisa Remainder | Masuk Reported | Putus Settled |
| (1) | (2) | (3) | (4) | (5) | (6) | (7) |
| Januari/January | 6 | 1 | 1 | - | 5 | 3 |
| Februari/February | 6 | 3 | 2 | 2 | 5 | 6 |
| Maret/March | 7 | - | - | 1 | 4 | 3 |
| April/April | 7 | - | 1 | 2 | 2 | 4 |
| Mei/May | 6 | - | 1 | 2 | - | - |
| Juni/June | 5 | 1 | 1 | - | - | - |
| Juli/July | 5 | 4 | 5 | - | 1 | - |
| Agustus/August | 4 | 2 | 3 | 1 | 3 | 2 |
| September/September | 3 | - | - | 2 | 3 | 3 |
| Oktober/October | 3 | 1 | 1 | 2 | 2 | 4 |
| November/November | 3 | 2 | 1 | - | 2 | 1 |
| Desember/December | 4 | 1 | 3 | 1 | - | 1 |
| Jumlah/Total | 59 | 15 | 19 | 13 | 27 | 27 |

Sumber/Source: Pengadilan Negeri Kutacane/ Kutacane State Court

Tabel 4.3.7 **Jumlah Perkara Pidana (Biasa, Singkat dan Korupsi/HAM) di Pengadilan Negeri Kutacane, 2020**
Number of Criminal Cases (Normal, Short and Corruption/HAM) in Kutacane State Court, 2020

| Bulan Month | Perkara Pidana Criminal Cases | | | | | |
|---------------------|-----------------------------------|-------------------|------------------|-------------------|-------------------|------------------|
| | Biasa, Khusus Normal, Specific | | | Singkat Short | | |
| | Sisa Remainder | Masuk Reported | Putus Settled | Sisa Remainder | Masuk Reported | Putus Settled |
| (1) | (2) | (3) | (4) | (5) | (6) | (7) |
| Januari/January | 12 | 22 | 3 | - | - | - |
| Februari/February | 34 | 9 | 13 | - | - | - |
| Maret/March | 30 | 9 | 7 | - | - | - |
| April/April | 32 | 18 | 10, 1 | - | - | - |
| Mei/May | 39 | 6 | 7, 2 | - | - | - |
| Juni/June | 36 | 5 | 16, 3 | - | - | - |
| Juli/July | 22 | 18 | 4 | - | - | - |
| Agustus/August | 36 | 5 | 5 | - | - | - |
| September/September | 36 | 3 | 7, 3 | - | - | - |
| Oktober/October | 29 | 4 | 12, 2 | - | - | - |
| November/November | 19 | 8 | 4, 1 | - | - | - |
| Desember/December | 22 | - | 12, 1 | - | - | - |
| Jumlah/Total | 347 | 107 | 113 | - | - | - |

Sumber/Source: Pengadilan Negeri Kutacane/ Kutacane State Court

Tabel
Table 4.3.8

**Jumlah Perkara Pidana (Illegal Logging dan Narkotika) di
Pengadilan Negeri Kutacane, 2020**
*Number of Criminal Cases (Illegal Logging and Narcotics) in
Kutacane State Court, 2020*

| Bulan Month | Perkara Pidana Criminal Cases | | | | | |
|---------------------|------------------------------------|-------------------|------------------|------------------------|-------------------|------------------|
| | Illegal Logging Illegal Logging | | | Narkotika Narcotics | | |
| | Sisa Remainder | Masuk Reported | Putus Settled | Sisa Remainder | Masuk Reported | Putus Settled |
| (1) | (2) | (3) | (4) | (5) | (6) | (7) |
| Januari/January | - | - | - | 6 | 19 | 6 |
| Februari/February | - | - | - | 19 | 2 | 3 |
| Maret/March | - | - | - | 18 | 13 | 7 |
| April/April | - | - | - | 24 | 11 | 11 |
| Mei/May | - | - | - | 24 | 3 | 10 |
| Juni/June | - | - | - | 17 | 14 | 12 |
| Juli/July | - | - | - | 19 | 11 | 5 |
| Agustus/August | - | - | - | 25 | 12 | 9 |
| September/September | - | - | - | 28 | 9 | 8 |
| Oktober/October | - | - | - | 29 | 11 | 17 |
| November/November | - | - | - | 23 | 10 | 7 |
| Desember/December | - | - | - | 26 | 4 | 12 |
| Jumlah/Total | - | - | - | 258 | 119 | 107 |

Sumber/Source: Pengadilan Negeri Kutacane/ Kutacane State Court

Tabel
Table 4.3.9

**Jumlah Perkara yang Ditangani Pengadilan Negeri
Kutacane, 2020**
Number of Casses Handled in Kutacane State Court, 2020

| Klasifikasi Classification | Sisa Tahun Lalu Remainder Last Year | Masuk Received | Putus Decide |
|---|--|---------------------------------|-------------------------------|
| (1) | (2) | (3) | (4) |
| Gugatan/Lawsuit | 6 | 15 | 19 |
| Permohonan/Plea | - | 27 | 27 |
| Kepailitan/Bankruptcy | - | - | - |
| Penundaan Kewajiban Pembayaran Utang/Postponement of debt payment obligations | - | - | - |
| Hak Kekayaan Intelektual/Rights | - | - | - |
| Pengadilan Hubungan Industrial/Industrial Relations Court | - | - | - |
| Perlawanan/Bantahan (derden verzet)/Resistance | - | - | - |
| Gugatan Sederhana/Simple Suit | - | 17 | 17 |
| Pidana Biasa/Ordinary Criminal | 15 | 230 | 121 |
| Pidana Singkat/Short Criminal | - | - | - |
| Pidana Cepat/Quick Criminal | - | 1 | 1 |
| Perkara Lalu Lintas/Traffic Case | - | 1 091 | 1 091 |
| Pidana Anak/Child Criminal | - | 9 | 9 |
| Pidana Praperadilan/Pretrial Crime | - | 1 | 1 |
| Jumlah/Total | 21 | 1 391 | 1 286 |

Lanjutan Tabel/*Continued Table* 4.3.9

| Klasifikasi <i>Classification</i> | Minutasi <i>Minutations</i> | Belum Minutasi <i>Not Minutations</i> | Sisa Tahun Ini <i>Remainder This Year</i> |
|---|--------------------------------|--|--|
| (1) | (5) | (6) | (7) |
| Gugatan/ <i>Lawsuit</i> | 13 | 5 | 3 |
| Permohonan/ <i>Plea</i> | 27 | - | - |
| Kepailitan/ <i>Bankruptcy</i> | - | - | - |
| Penundaan Kewajiban Pembayaran Utang/ <i>Postponement of debt payment obligations</i> | - | - | - |
| Hak Kekayaan Intelektual/ <i>Rights</i> | - | - | - |
| Pengadilan Hubungan Industrial/ <i>Industrial Relations Court</i> | - | - | - |
| Perlawanan/Bantahan (derden verzet)/ <i>Resistance</i> | - | - | - |
| Gugatan Sederhana/ <i>Simple Suit</i> | 17 | - | - |
| Pidana Biasa/ <i>Ordinary Criminal</i> | 237 | 8 | 24 |
| Pidana Singkat/ <i>Short Criminal</i> | - | - | - |
| Pidana Cepat/ <i>Quick Criminal</i> | 1 | - | - |
| Perkara Lalu Lintas/ <i>Traffic Case</i> | 1 091 | - | - |
| Pidana Anak/ <i>Child Criminal</i> | 9 | - | - |
| Pidana Praperadilan/ <i>Pretrial Crime</i> | 1 | - | - |
| Jumlah/Total | 1 396 | 13 | 27 |

Sumber/*Source*: Pengadilan Negeri Kutacane/ *Kutacane State Court*

Tabel 4.3.10 **Jumlah Pelayanan/Perusahaan Jasa di Pengadilan Negeri Kutacane, 2017–2020**
Table **Number of Service/Firm in Kutacane State Court, 2017–2020**

| Uraian List | 2017 | 2018 | 2019 | 2020 |
|---|-------------|-------------|-------------|-------------|
| (1) | (2) | (3) | (4) | (5) |
| Notaris/Notary | ... | 68 | 34 | 12 |
| Advokat/Lawyer | ... | 79 | 116 | 58 |
| Lembaga Bantuan Hukum/ Legal Aid Service | ... | - | - | - |
| Konsultan/Consultant | ... | - | - | - |
| Akuntan/Accountant | ... | - | - | - |
| Jumlah/Total | ... | 147 | 150 | 70 |

Sumber/Source: Pengadilan Negeri Kutacane/ Kutacane State Court

Tabel
Table 4.3.11

Jumlah Kasus Perceraian yang diputus di Mahkamah Syariah Kutacane Menurut Sumber Permohonan di Kabupaten Aceh Tenggara, 2020
Number of Divorce Cases Decided in Kutacane Islamic Court, 2020

| Kecamatan Subdistrict | Jumlah Kasus Number of Cases | Sumber Permohonan Request Source | |
|--------------------------|---------------------------------|---------------------------------------|-------------------------------------|
| | | Permohonan Suami Husband's Request | Permohonan Isteri Wife's Request |
| (1) | (2) | (3) | (4) |
| Lawe Alas | 28 | 5 | 28 |
| Babul Rahmah | 11 | 1 | 11 |
| Tanoh Alas | 6 | 0 | 6 |
| Lawe Sigala-gala | 8 | 4 | 8 |
| Babul Makmur | 5 | 0 | 5 |
| Semadam | 5 | 3 | 5 |
| Leuser | 1 | 0 | 1 |
| Bambel | 24 | 5 | 24 |
| Bukit Tusam | 13 | 6 | 13 |
| Lawe Sumur | 7 | 4 | 7 |
| Babussalam | 31 | 14 | 31 |
| Lawe Bulan | 24 | 9 | 24 |
| Badar | 17 | 4 | 17 |
| Darul Hasanah | 11 | 3 | 11 |
| Ketambe | 5 | 4 | 5 |
| Deleng Pokhkisen | 5 | 3 | 5 |
| Aceh Tenggara | 201 | 65 | 201 |

Sumber/Source: Mahkamah Syariah Kutacane/ Kutacane Syariah Court

Tabel
Table 4.3.12

Jumlah Penyelesaian Perkara yang Ditangani Satuan Polisi Pamong Praja dan Wilayahul Hisbah di Kabupaten Aceh Tenggara, 2020
Number of Cases Handled by Civil Service Police Force And Wilayahul Hisbah by Type of Case in Aceh Tenggara Regency, 2020

| Jenis Kasus <i>Type of Cases</i> | 2020 |
|---|-------------|
| (1) | (2) |
| Qanun 11 Tahun 2002 (Aqidah, Ibadah & Syariat Islam)/ <i>Aqidah, worship, Islamic law</i> | 20 |
| Qanun Jinayat Tahun 2014 (Minuman keras)/ <i>khomar/Alcoholic beverage</i> | 13 |
| Qanun Jinayat Tahun 2014 (Maisir/Perjudian)/ <i>Gambling</i> | 4 |
| Qanun Jinayat Tahun 2014 (Khalwat/Mesum)/ <i>Adultery</i> | 60 |
| Disiplin Pegawai Negeri Sipil (PNS)/ <i>Government Employee discipline enforcement</i> | 3 |
| Disiplin Anak Sekolah/ <i>Juvenile</i> | 20 |
| Anak Punk/ <i>Punk kid rehabilitation</i> | 0 |
| Waria/ <i>Shemale rehabilitation</i> | 4 |
| Pengemis/Gepeng/ <i>Beggar rehabilitation</i> | 3 |
| Qanun Jinayat Tahun 2014 (Iktilath) | 12 |
| Aceh Tenggara | 139 |

Sumber/Source: Satuan Polisi Pamong Praja Kab. Aceh Tenggara/*Civil Service Police Force of Aceh Tenggara Regency*

Tabel 4.3.13
Table

Jumlah Jenis Pembinaan yang Ditangani Satuan Polisi Pamong Praja dan Wilayahul Hisbah di Kabupaten Aceh Tenggara, 2020
Number of Coaching by Civil Service Police Force And Wilayahul Hisbah by Type of Coaching in Aceh Tenggara Regency, 2020

| Jenis Kasus Type of Cases | 2020 |
|--|------------|
| (1) | (2) |
| Pembinaan di Tempat/ <i>On-site Coaching</i> | 40 |
| Pembinaan di Kantor/ <i>Coaching at the office</i> | 50 |
| Penyelesaian Adat/ <i>Customary settlement</i> | 25 |
| Tahap Jaksa/P21/ <i>Prosecution</i> | 12 |
| Putusan mahkamah/ <i>Court verdict</i> | 12 |
| Aceh Tenggara | 139 |

Sumber/Source: Satuan Polisi Pamong Praja Kab. Aceh Tenggara/*Civil Service Police Force of Aceh Tenggara Regency*

Tabel
Table 4.3.14

Jumlah Kejadian yang Masuk dan Ditangani Kepolisian Resort Menurut Jenis Perkara di Kabupaten Aceh Tenggara, 2020
Number of Reported Criminal Cases by District Police Office of Aceh Tenggara Regency by Type of Case, 2020

| Jenis Perkara Type of Cases | Sisa Tahun Lalu Unsolved Cases the Year Before | Masuk Tahun Ini New Cases | Diselesaikan Resolved Cases | Keterangan Notes |
|--|---|---------------------------------|--------------------------------|---------------------|
| (1) | (2) | (3) | (4) | (5) |
| Gangguan Ketertiban Umum/ <i>Public Disturbance</i> | - | - | - | - |
| Perkosaan/ <i>Rape</i> | - | 6 | 6 | - |
| Perjudian/ <i>Gambling</i> | - | 11 | 11 | - |
| Kejahatan Terhadap Nyawa/ <i>Life-threatening Assault</i> | - | 1 | 1 | - |
| Penganiayaan Berat/ <i>Torture</i> | - | 3 | 3 | - |
| Pencurian dengan Pemberatan/ <i>Mugging</i> | - | 3 | 2 | - |
| Pencurian dengan Kekerasan/ <i>Robbery with Assault</i> | - | 34 | 20 | - |
| Pemerasan dengan Ancaman/ <i>Blackmailing</i> | - | 3 | 3 | - |
| Penggelapan/ <i>Embezzling</i> | - | 39 | 27 | - |
| Senjata Api/ <i>Firearms related crime</i> | - | - | - | - |
| Narkotika/ <i>Drugs</i> | - | 96 | 96 | - |
| Psikotropika/ <i>Psychotropic</i> | - | - | - | - |
| Hak Kekayaan Intelektual/ <i>Intellectual Rights related crime</i> | - | - | - | - |
| Perkara Kehutanan/ <i>Illegal Logging</i> | - | 1 | 1 | - |
| Perkara Lingkungan Hidup/ <i>Environment Violation</i> | - | - | - | - |

Lanjutan Tabel/*Continued Table* 4.3.14

| Jenis Perkara <i>Type of Cases</i> | Sisa Tahun Lalu <i>Unsolved Cases the Year Before</i> | Masuk Tahun Ini <i>New Cases</i> | Diselesaikan <i>Resolved Cases</i> | Keterangan <i>Notes</i> |
|---|--|--|---------------------------------------|----------------------------|
| (1) | (2) | (3) | (4) | (5) |
| Perbankan/ <i>Banking related crime</i> | - | - | - | - |
| Perkara Uang Palsu/ <i>Money Forgery</i> | - | 1 | 1 | - |
| Pertambangan Tanpa Izin/ <i>Illegal Mining</i> | - | - | - | - |
| Pencucian Uang/ <i>Money Laundry</i> | - | - | - | - |
| Perdagangan Orang, Perempuan dan Anak/ <i>Human trafficking</i> | - | - | - | - |
| Kekerasan dalam Rumah Tangga/ <i>Domestic Violence</i> | - | 26 | 26 | - |
| Terorisme/ <i>Terrorism</i> | - | - | - | - |
| Jumlah/Total | - | 224 | 197 | - |

Sumber/*Source*: Polisi Resort Kab. Aceh Tenggara/*Regional Police Service of Aceh Tenggara Regency*

Tabel
Table 4.3.15**Jumlah Tambahan Tahanan (jiwa) Kejaksaan Negeri
Kutacane Dirinci Menurut Jenis per Bulan, 2020**
**Number of Newly Enrolled Prisoner (person) Recorded in
Kutacane District Attorney by Type and Month, 2020**

| Bulan Month | Banyaknya Tahanan (jiwa) Number of Prisoner (persons) | | | Diselesaikan Solved | Sisa Akhir Bulan End of The Month |
|---------------------|--|--|-----------------|------------------------|--|
| | Sisa Bulan Lalu Last Month | Masuk Bulan Ini Enrolled This Month | Jumlah Total | | |
| (1) | (2) | (3) | (4) | (5) | (6) |
| Januari/January | 19 | 22 | 41 | 24 | 17 |
| Februari/February | 17 | 18 | 35 | 12 | 23 |
| Maret/March | 23 | 30 | 53 | 36 | 17 |
| April/April | 17 | 11 | 28 | 19 | 9 |
| Mei/May | 9 | 18 | 27 | 9 | 18 |
| Juni/June | 18 | 17 | 35 | 18 | 17 |
| Juli/July | 17 | 20 | 37 | 18 | 2 |
| Agustus/August | 2 | 28 | 30 | 20 | 10 |
| September/September | 10 | 28 | 38 | - | 38 |
| Oktober/October | 38 | 30 | 68 | 41 | 27 |
| November/November | 27 | 16 | 43 | 20 | 20 |
| Desember/December | 20 | 24 | 44 | 8 | 36 |
| Jumlah/Total | 217 | 262 | 479 | 225 | 234 |

Sumber/Source: Kejaksaan Negeri Kutacane/Kutacane District Attorney

Tabel
Table 4.3.16**Jumlah Panti Sosial Menurut Jenis, Jumlah Penghuni Panti dan Kecamatan di Kabupaten Aceh Tenggara, 2020**
Number of Social Service Facility by Type, Recorded Resident and Subdistrict in Aceh Tenggara Regency, 2020

| Kecamatan Subdistrict | Panti Asuhan Orphanage | | Panti Jompo Nursing home | |
|--------------------------|------------------------------------|------------------------------|------------------------------------|----------------------------------|
| | Jumlah Panti Number of house | Jumlah Anak Asuh Child | Jumlah Panti Number of house | Jumlah Orang Jompo Elderly |
| (1) | (2) | (3) | (4) | (5) |
| Lawe Alas | - | - | 2 | 59 |
| Babul Rahmah | - | - | - | - |
| Tanoh Alas | 1 | 50 | - | - |
| Lawe Sigala-gala | - | - | - | - |
| Babul Makmur | - | - | - | - |
| Semadam | 1 | 50 | - | - |
| Leuser | - | - | - | - |
| Bambel | 2 | 116 | - | - |
| Bukit Tusam | - | - | - | - |
| Lawe Sumur | - | - | - | - |
| Babussalam | 1 | 30 | - | - |
| Lawe Bulan | 1 | 45 | 1 | 31 |
| Badar | - | - | - | - |
| Darul Hasanah | 1 | 58 | - | - |
| Ketambe | 1 | 40 | - | - |
| Deleng Pokhkisen | 0 | 0 | 1 | 29 |
| Aceh Tenggara | 8 | 389 | 4 | 119 |

Sumber/Source: Dinas Sosial Kab. Aceh Tenggara/Social Services of Aceh Tenggara Regency

Tabel 4.3.17 Partai Politik di Kabupaten Aceh Tenggara Menurut Jumlah Pengurus dan Alamat, 2020
Name of Political Parties in Aceh Tenggara Regency by Members and Addresses, 2020

| <i>Partai Politik Political Parties</i> | <i>Jumlah Pengurus Members</i> | <i>Alamat Address</i> |
|---|------------------------------------|--|
| (1) | (2) | (3) |
| Partai NASDEM | 3 | Jln. Cut Nyak Dien Pasar Belakang Aspol, Kec. Babussalam |
| Partai Kebangkitan Bangsa | 3 | Jln. Trereminal Terpadu, Kutarih, Kec. Babussalam |
| Partai Keadilan Sejahtera | 3 | Perapat hilir, Kecamatan Babussalam |
| Partai Demokrasi Indonesia Perjuangan | 3 | Jln. Kutacane-Blangkejeren, Kp. Baru, Kecamatan Badar |
| Golongan Karya | 3 | Jln. A. Yani, No. 6, Kota Kutacane, Kecamatan Babussalam |
| Gerakan Indonesia Raya | 3 | Jln. Perjuangan I, Kecamatan Babussalam |
| Partai Demokrat | 3 | Jln. Kutacane-Medan, Gumpang Jaya, Kec. Babussalam |
| Partai Amanat Nasional | 3 | Desa Terutung Pedi, Kecamatan Babussalam |
| Partai Persatuan Pembangunan | 3 | Jln. Manunggal No. 9 Kutacane, Kec. Babussalam |
| Hati Nurani Rakyat | 3 | Jln. Kutacane-Blangkejeren Batu Bulan, Kec. Babussalam |
| Partai Daerah Aceh | 3 | Jln. Kutacane-Medan Terutung Seperai, Kec. Babel |
| Partai Nanggore Aceh | - | - |
| Partai Aceh | 3 | Jln. Kutacane-Blangkejeren Kp. Baru, Kec. Badar |
| Partai Bulan Bintang | 3 | Jln. Kutambaru-Sp. Empat, Kecamatan Lawe Bulan |
| Partai Keadilan dan Persatuan Indonesia | 3 | Jln. Iskandar Muda Kutacane Lama, Kec. Babussalam |
| Partai Perindo | 3 | Jln. Kutacane-Blangkejeren Pulonas, Kec. Babussalam |
| Partai Solidaritas Indonesia | 3 | Jln. Iskandar Muda-Kutacane Lama, Kec. Babussalam |
| Partai Berkarya | 3 | Jln. Iskandar Muda Gumpang Jaya, Kec. Babussalam |
| Partai SIRA | 3 | Desa Lawe Rutung No. 68, Kec. Lawe Bulan |
| Partai Gerakan Perubahan Indonesia | - | - |

Sumber/Source: Badan Kesatuan Bangsa dan Politik Kabupaten Aceh Tenggara/*National Unity and Politics Office of Aceh Tenggara Regency*

Tabel
Table 4.3.18

Rekapitulasi Penerbitan Sertifikat Per Bulan di Kabupaten Aceh Tenggara, 2020
Recapitulation of Certificate per Month in Aceh Tenggara Regency, 2020

| Bulan Month | Hak Milik Proprietary Rights | | Hak Guna Usaha Cultivation Rights | |
|---------------------|---------------------------------|---------------------------------|--------------------------------------|---------------------------------|
| | Jumlah Total | Luas (m ²) Areal | Jumlah Total | Luas (m ²) Areal |
| (1) | (2) | (3) | (4) | (5) |
| Januari/January | 69 | 46 450 | - | - |
| Februari/February | 188 | 284 579 | - | - |
| Maret/March | 1 361 | 3 486 627 | - | - |
| April/April | 18 | 18 002 | - | - |
| Mei/May | 9 | 2 317 | - | - |
| Juni/June | 733 | 1 365 629 | - | - |
| Juli/July | 58 | 120 059 | - | - |
| Agustus/August | 87 | 143 442 | - | - |
| September/September | 37 | 50 917 | - | - |
| Oktober/October | 43 | 28 683 | - | - |
| November/November | 49 | 148 951 | - | - |
| Desember/December | 34 | 69 772 | - | - |
| Jumlah/Total | 2 686 | 5 765 428 | - | - |

Lanjutan Tabel/*Continued Table* 4.3.18

| Bulan Month | Hak Guna Bangunan Building Rights | | Hak Pakai Wear Rights | |
|---------------------|--------------------------------------|---------------------------------|--------------------------|---------------------------------|
| | Jumlah Total | Luas (m ²) Areal | Jumlah Total | Luas (m ²) Areal |
| (1) | (6) | (7) | (8) | (9) |
| Januari/January | - | - | - | - |
| Februari/February | 3 | 100 | 1 | 211 |
| Maret/March | - | - | 11 | 19 136 |
| April/April | - | - | 3 | 1 381 |
| Mei/May | - | - | 2 | 2 242 |
| Juni/June | 2 | 5 404 | 1 | 1 216 |
| Juli/July | - | - | - | - |
| Agustus/August | - | - | 5 | 8 291 |
| September/September | - | - | - | - |
| Oktober/October | 3 | 9 361 | - | - |
| November/November | 3 | 13 605 | 3 | 2 948 |
| Desember/December | 2 | 249 | 2 | 16 672 |
| Jumlah/Total | 13 | 28 719 | 28 | 52 097 |

Lanjutan Tabel/*Continued Table* 4.3.18

| Bulan <i>Month</i> | Hak Pengelolaan <i>Management Rights</i> | | Tanah Wakaf <i>Waqf</i> | |
|-----------------------------|---|--|----------------------------|--|
| | Jumlah <i>Total</i> | Luas (m ²) <i>Areal</i> | Jumlah <i>Total</i> | Luas (m ²) <i>Areal</i> |
| (1) | (10) | (11) | (12) | (13) |
| Januari/ <i>January</i> | - | - | - | - |
| Februari/ <i>February</i> | - | - | - | - |
| Maret/ <i>March</i> | - | - | - | - |
| April/ <i>April</i> | - | - | - | - |
| Mei/ <i>May</i> | - | - | 1 | 1 374 |
| Juni/ <i>June</i> | - | - | - | - |
| Juli/ <i>July</i> | - | - | - | - |
| Agustus/ <i>August</i> | - | - | - | - |
| September/ <i>September</i> | - | - | - | - |
| Oktober/ <i>October</i> | - | - | - | - |
| November/ <i>November</i> | - | - | - | - |
| Desember/ <i>December</i> | - | - | - | - |
| Jumlah/<i>Total</i> | - | - | 1 | 1 374 |

Sumber/*Source*: BPN Kabupaten Aceh Tenggara/*Land Office of Aceh Tenggara Regency*

Tabel 4.3.19 **Volume Timbunan Sampah dan Sampah yang Ditangani per Hari Menurut Kecamatan di Kabupaten Aceh Tenggara, 2020**
Volume of Landfill and Garbage Handled by Day and Subdistrict in Aceh Tenggara Regency, 2020

| Kecamatan Subdistrict | Volume Timbunan Sampah (Kg/Hari) Landfill Volume | Persentase Sampah yang Ditangani (%/ hari) Garbage Handled Percentage | Volume Sampah yang Ditangani (Kg/hari) Garbage Handled Volume |
|--------------------------|--|---|--|
| (1) | (2) | (3) | (4) |
| Lawe Alas | 12 772 | 3 | 383,16 |
| Babul Rahmah | - | - | - |
| Tanoh Alas | 3 404 | 1 | 34,04 |
| Lawe Sigala-gala | 13 687 | 7 | 958,09 |
| Babul Makmur | 10 344 | 2 | 206,88 |
| Semadam | 8 664 | 8 | 693,12 |
| Leuser | - | - | - |
| Bambel | 11 720 | 10 | 1 172 |
| Bukit Tusam | 6 232 | 7 | 436,24 |
| Lawe Sumur | 5 500 | 5 | 275 |
| Babussalam | 20 106 | 33 | 6 634,98 |
| Lawe Bulan | 9 606 | 12 | 1 152,72 |
| Badar | 10 594 | 9 | 953,46 |
| Darul Hasanah | 9 597 | 1 | 95,97 |
| Ketambe | - | - | - |
| Deleng Pokhkisen | 5 495 | 2 | 109 |
| Aceh Tenggara | 139 | 100 | 13 105,66 |

Sumber/Source: Dinas Lingkungan Hidup Kabupaten Aceh Tenggara/ Environmental Service of Aceh Tenggara Regency

Tabel
Table 4.3.20**Jumlah Nasabah Pemakai Jasa Kredit Menurut Profesi di
Kabupaten Aceh Tenggara, 2020**
**Number of Customers Using Credits Services by Profession
in Aceh Tenggara Regency, 2020**

| Profesi Profession | Jumlah Nasabah (Jiwa) Customers | Persentase (%) Percentage |
|-------------------------------|--|--------------------------------------|
| (1) | (2) | (3) |
| Pedagang | 345 | 6,37 |
| TNI/POLRI | 65 | 1,20 |
| Profesional | 468 | 8,65 |
| PNS | 1 016 | 18,77 |
| Petani | 191 | 3,53 |
| Pensiunan | 21 | 0,39 |
| Pelajar/Mahasiswa | 556 | 10,27 |
| Pegawai BUMN/BUMD | 99 | 1,83 |
| Nelayan | 129 | 2,38 |
| Lainnya | 556 | 10,27 |
| Karyawan Swasta | 268 | 4,95 |
| Ibu Rumah Tangga | 1 698 | 31,37 |
| Jumlah/Total | 5 412 | 100,00 |

Sumber/Source: Perum Pegadaian Kabupaten Aceh Tenggara/pawnshop company of Aceh Tenggara Regency

4.4 KEMISKINAN POVERTY

Tabel 4.4.1 **Garis Kemiskinan, Jumlah, dan Persentase Penduduk Miskin di Kabupaten Aceh Tenggara, 2013–2020**
Poverty Line, Number, and Percentage of Poor People in Aceh Tenggara Regency, 2013–2020

| Tahun Year | Garis Kemiskinan (rupiah/kapita/bulan) Poverty Line (rupiah/capita/month) | Jumlah Penduduk Miskin (ribu) Number of Poor People (thousand) | Persentase Penduduk Miskin Percentage of Poor People |
|---------------|--|---|---|
| (1) | (2) | (3) | (4) |
| 2013 | 206 797 | 27,78 | 14,39 |
| 2014 | 209 811 | 27,12 | 13,75 |
| 2015 | 212 025 | 30,14 | 14,91 |
| 2016 | 221 799 | 29,39 | 14,46 |
| 2017 | 250 854 | 30,84 | 14,86 |
| 2018 | 340 196 | 30,20 | 14,29 |
| 2019 | 357 015 | 28,93 | 13,43 |
| 2020 | 392 493 | 28,98 | 13,21 |

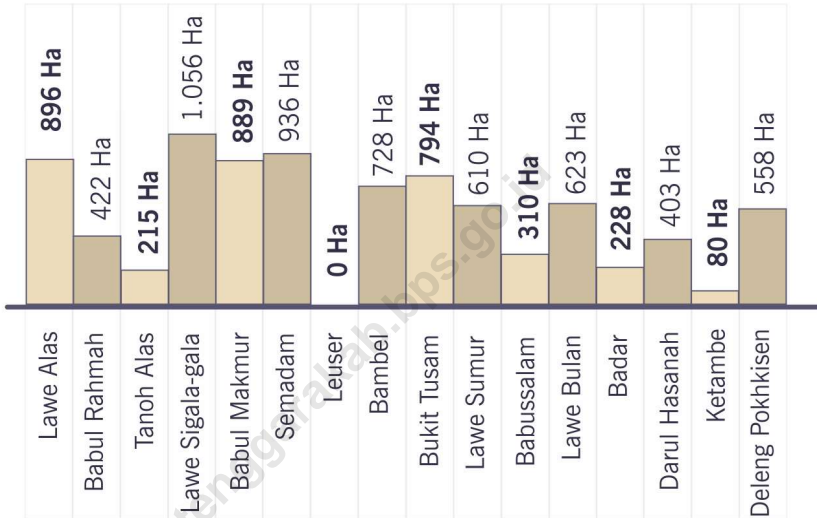
Sumber/Source: BPS, Survei Sosial Ekonomi Nasional Maret/BPS-Statistics Indonesia, March National Socioeconomic Survey

Tabel 4.4.2 Indeks Kedalaman Kemiskinan dan Indeks Keparahan Kemiskinan di Kabupaten Aceh Tenggara, 2013–2020
Poverty Gap Index and Poverty Severity Index in Aceh Tenggara Regency, 2013–2020

| Tahun Year | Indeks Kedalaman Kemiskinan Poverty Gap Index | Indeks Keparahan Kemiskinan Poverty Severity Index |
|---------------|--|---|
| (1) | (2) | (3) |
| 2013 | 1,78 | 0,37 |
| 2014 | 2,32 | 0,58 |
| 2015 | 2,71 | 0,83 |
| 2016 | 2,54 | 0,62 |
| 2017 | 1,80 | 0,37 |
| 2018 | 2,23 | 0,51 |
| 2019 | 2,37 | 0,66 |
| 2020 | 1,62 | 0,36 |

Sumber/Source: .BPS, Survei Sosial Ekonomi Nasional Maret/BPS-Statistics Indonesia, March National Socioeconomic Survey

LUAS PENGGUNAAN LAHAN SAWAH (Ha) MENURUT KECAMATAN TAHUN 2019



Sumber: Kementerian ATR/Badan Pertanahan Nasional



2018

2019

Sumber: Badan Pusat Statistik Provinsi Aceh

PENJELASAN TEKNIS**TECHNICAL NOTES**

1. Lahan sawah adalah lahan pertanian yang berpetak-petak dan dibatasi oleh pematang (galangan), saluran untuk menahan/ menyalurkan air, yang biasanya ditanami padi sawah tanpa memandang dari mana diperoleh atau status lahan tersebut. Lahan yang dimaksud termasuk lahan yang terdaftar di Pajak Bumi Bangunan, luran Pembangunan Daerah, lahan bengkok, lahan serobotan, lahan rawa yang ditanami padi dan lahan bekas tanaman tahunan yang telah dijadikan sawah, baik yang ditanami padi, palawija atau tanaman semusim lainnya.
 2. Tegall/Kebun adalah lahan pertanian bukan sawah (lahan kering) yang ditanami tanaman semusim atau tahunan dan terpisah dengan halaman sekitar rumah serta penggunaannya tidak berpindah pindah.
 3. Ladang/Huma adalah lahan pertanian bukan sawah (lahan kering) yang biasanya ditanami tanaman semusim dan penggunaannya hanya semusim atau dua musim, kemudian akan ditinggalkan bila sudah tidak subur lagi (berpindah-pindah). Kemungkinan lahan ini beberapa tahun kemudian akan dikerjakan kembali jika sudah subur.
1. *Wetland is agricultural land that separated by small dykes to resist water, where the main crop is usually wetland paddy without considering where it is got from or the status of the land. It includes the land that is registered at land income tax office, regional development contribution, 'bengkok' land, illegal ownership, swamps for rice cultivation, and annual crop land mark that has been used as rice field, which are both planted with paddy, secondary crops or the other seasonal crops.*
 2. *Dry field/Garden is an dryland (unirrigated land) which is planted with seasonal or annual crops and separately from the yard around the house without shifting*
 3. *Unirrigated agricultural field / Shifting cultivation land is dryland (unirrigated land) that usually is cultivated for seasonal crops and utilized only for one or two seasons, then it will be left when it is not fertile (shifting). Maybe, this land will be used again in a few years if it has been fertile.*

4. Lahan yang sementara tidak diusahakan adalah lahan yang biasanya diusahakan tetapi untuk sementara (lebih dari 1 (satu) tahun tetapi kurang dari atau sama dengan 2 (dua) tahun) tidak diusahakan, termasuk lahan sawah yang tidak diusahakan selama lebih dari 2 (dua) tahun.
 5. Data pokok tanaman pangan yang dikumpulkan adalah luas panen dan produktivitas (hasil per hektar). Produksi tanaman pangan merupakan hasil perkalian antara luas panen dengan produktivitas. Pengumpulan data luas panen dilakukan setiap bulan dengan pendekatan area kecamatan di seluruh wilayah Indonesia. Pengumpulan data produktivitas dilakukan melalui pengukuran langsung pada plot ubinan berukuran 2½ m x 2½ m. Pengumpulan data produktivitas dilakukan setiap subround (empat bulanan) pada waktu panen petani.
 6. Data produksi padi dan palawija yang disajikan adalah dalam kualitas: gabah kering giling (padi), pipilan kering (jagung), biji kering (kedelai dan kacang tanah), dan umbi basah (ubi kayu dan ubi jalar).
 7. Tanaman sayuran dan buah-buahan semusim;
4. *Temporarily unused land is land that is regularly used but temporarily (more than a year but less or equal than two years) is unused, it includes wetland that is not cultivated more than two years.*
 5. *The main food crops data collected consists of harvested area and productivity (yield per hectare). Food crops production is generated by harvested area multiplied by productivity. The harvested area data is collected every month using sub Subdistrict area approach in all sub Subdistrict in Indonesia. The productivity data collection is conducted by a direct measurement in 2½m x 2½m crop cutting plot. The productivity measurement is conducted in every subround (four monthly) at the time when farmers are harvesting their crops.*
 6. *Production of paddy and secondary crops data are presented in the form of: dry unhusked rice (paddy), dry loose maize (maize), dry shells crops (soybeans and peanuts), and fresh roots (cassava and sweet potatoes).*
 7. *Seasonal vegetable and fruit plants;*

Tanaman sayuran semusim adalah tanaman sumber vitamin, garam mineral dan lain-lain yang dikonsumsi dari bagian tanaman yang berupa daun, bunga, buah, dan umbinya, yang berumur kurang dari satu tahun.

Tanaman buah-buahan semusim adalah tanaman sumber vitamin, garam mineral, dan lain-lain yang dikonsumsi dari bagian tanaman yang berupa buah, berumur kurang dari satu tahun, tidak berbentuk pohon/rumpun tetapi menjalar dan berbatang lunak.

8. Tanaman buah-buahan dan sayuran tahunan ;

Tanaman buah-buahan tahunan adalah tanaman sumber vitamin, garam mineral, dan lain-lain yang dikonsumsi dari bagian tanaman yang berupa buah dan merupakan tanaman tahunan
Tanaman sayuran tahunan adalah tanaman sumber vitamin, garam mineral, dan lain-lain yang dikonsumsi dari bagian tanaman yang berupa daun dan atau buah yang berumur lebih dari satu tahun.

9. Tanaman biofarmaka adalah tanaman yang bermanfaat untuk obat-obatan, kosmetik, dan kesehatan yang dikonsumsi atau digunakan dari bagian-bagian tanaman seperti daun, batang, buah, umbi (rimpang) ataupun akar.

Seasonal vegetable plants are plants which are the sources of vitamin, mineral salt, etc, consumed from the part of the plant in the form of leaf, flower, fruit, and root with the age of less than one year. Seasonal fruit plants are plants which are the sources of vitamin, mineral salt, etc, consumed from the part of the plant in the form of fruits. These plants are creeps with the age of less than one year.

8. *Annual fruit and vegetable plants; Annual fruit plants are plants which are the sources of vitamin, contained mineral salt, etc, consumed from the part of plant in the form of fruit and more than one year of age.*

Annual vegetable plants are plants which are the sources of vitamin, contained mineral salt, etc, consumed from the part of the plant in the form of vegetable and more than one year of age.

9. *Medicinal plants are plants which are useful for medicine. It is consumed from part of the plant such as leaf, flower, fruit, tuber, and root.*

10. Tanaman hias adalah tanaman yang mempunyai nilai keindahan baik bentuk, warna daun, tajuk maupun bunganya, sering digunakan untuk penghias pekarangan dan lain sebagainya.
11. Luas panen tanaman hortikultura adalah luas tanaman sayuran, buah-buahan, biofarmaka, dan tanaman hias yang diambil hasilnya/dipanen pada periode pelaporan.
12. Luas panen untuk tanaman sayuran adalah luas tanaman yang dipanen sekaligus/habis/dibongkar dan luas tanaman yang dipanen berkali-kali (lebih dari satu kali)/belum habis. Tanaman yang dipanen sekaligus/habis/dibongkar adalah tanaman yang sehabis panen langsung dibongkar/dicabut, terdiri dari bawang merah, bawang putih, bawang daun, kentang, kol/kubis, kembang kol, petsai/sawi, wortel, lobak, dan kacang merah. Tanaman yang dipanen berkali-kali (lebih dari satu kali)/belum habis adalah tanaman yang pemanenannya lebih dari satu kali dan biasanya dibongkar apabila panen terakhir sudah tidak memadai lagi, terdiri dari: kacang panjang, cabe besar, cabe rawit, jamur, tomat, terung, buncis, ketimun, labu siam, kangkung, bayam, melon, semangka, dan blewah.
10. *Ornamental plants are plants which have a beauty value, either in shape, colour of leaf or crown of flower, and they are often used as a yard decorator.*
11. *Harvested area of horticulture is area which vegetable, fruit, medicinal and ornamental plant of crop harvested during the period of report.*
12. *Harvested area of vegetables is area of entirely plant harvested/demolished and plant harvested several times/undemolished. Entirely plants harvested/demolished are plants usually harvested once and demolished to be substituted by other plants, consisting of: shallots, garlic, leeks, potato, cabbage, cauli flower, mustard green, carrots, chinese radish, and red kidney beans. Plants harvested several times/undemolished are plants usually harvested more than once and demolished in the case that the last harvest was economically not profitable. They consist of : yard long beans, chili, small chili, mushroom, tomatoes, egg plant, french beans, cucumber, pumpkin/chajota, swamp cabbage, spinach, melon, watermelon, and blewah .*

13. Produksi hortikultura adalah hasil menurut bentuk produk dari setiap tanaman sayuran, buah-buahan, biofarmaka dan tanaman hias yang diambil berdasarkan luas yang dipanen/tanaman yang menghasilkan pada bulan/triwulan laporan.
13. *Horticulture production is the standard production quantity form of vegetable, fruit, medicinal and ornamental plant based on harvested area/the number of production plants reported monthly/quarterly.*

<https://acehtenggarakab.bps.go.id>

ULASAN

DESCRIPTION

Sub sektor hortikultura mencakup tanaman sayuran, tanaman buah-buahan dan tanaman biofarmaka. Produksi tanaman sayuran tertinggi pada tahun 2020 yaitu tanaman Cabai Besar 2.640 kuintal, cabai rawit 2.281 kuintal dan kacang panjang 1.018 kuintal.

The horticulture sub-sector includes vegetables, fruit crops and biopharmaceuticals. The highest production of vegetable crops in 2020 is Big Chili 2,640 quintals, 2,281 quintals of cayenne pepper and 1,018 quintals of long beans.

Pada tahun 2020, produksi buah-buahan yang memberikan kontribusi produksi terbesar adalah pisang sebanyak 12.058 kuintal, diurutkan berikutnya adalah produksi salak 10.788 kuintal dan rambutan sebanyak 7.071 kuintal

In 2020, fruit production that contributes to the largest production is bananas totaling 12,058 quintals, followed by the production of zalacca 10,788 quintals and rambutan as many as 7,071 quintals.

Komoditi yang disajikan pada sub sektor tanaman pangan mencakup tanaman padi tahun 2019 saja, dengan luas panen 10.590 hektar produksi padi di kabupaten aceh tenggara mencapai 70.313 ton dimana rata-rata produktivitasnya mencapai 6,64 ton/ha.

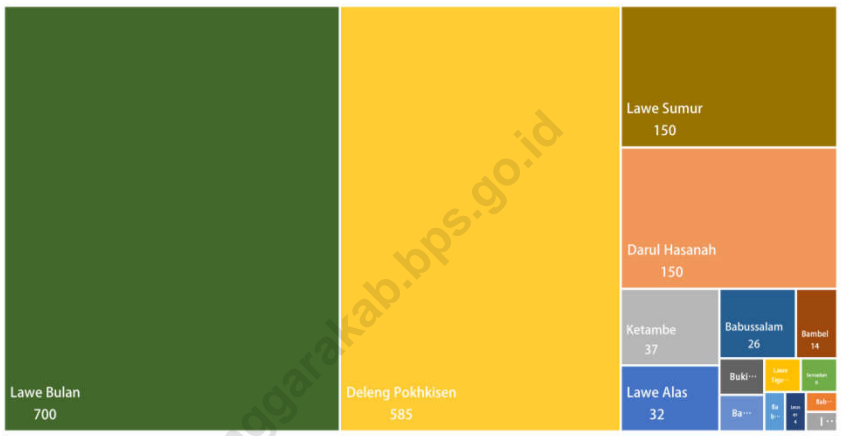
The commodities presented in the food crop sub-sector include rice plants in 2019 alone, with a harvest area of 10,590 hectares of rice production in Southeast Aceh district reaching 70,313 tons, where the average productivity reaches 6.64 tons / ha.

Produksi komoditas utama sub sektor perkebunan didominasi oleh kakao, kelapa sawit, karet, dan kemiri. Pada tahun 2020, produksi kakao mencapai 10.491 ton, kelapa sawit 4.595 ton, karet 2.891 ton, dan kemiri 1.282 ton.

The main commodity production in the plantation sub-sector is dominated by cocoa, palm oil, rubber, and candlenut. In 2020, cocoa production will reach 10,491 tons, palm oil 4,595 tons, rubber 2,891 tons, and candlenut 1,282 tons.

Gambar 5.1
Figures

Produksi Budidaya Ikan Menurut Kecamatan di Kabupaten Aceh Tenggara, 2020
Production of Fish Cultivation by Subistrict in Aceh Tenggara Regency, 2020



Sumber/Source: Dinas Perikanan Kabupaten Aceh Tenggara/Fishery Services Of Aceh Tenggara Regency

**5.1 HORTIKULTURA
HORTICULTURE**

Tabel 5.1.1 Luas Panen Tanaman Sayuran Menurut Kecamatan dan Jenis Tanaman di Kabupaten Aceh Tenggara (ha), 2019 dan 2020
Harvested Area of Vegetables by Subdistrict and Kind of Plant in Aceh Tenggara Regency (ha), 2019 and 2020

| Kecamatan Subdistrict | Bawang Daun Scallion | | Bawang Merah Shallots | |
|--------------------------|-------------------------|----------|--------------------------|-----------|
| | 2019 | 2020 | 2019 | 2020 |
| (1) | (2) | (3) | (4) | (5) |
| Lawe Alas | - | - | 1 | 4 |
| Babul Rahmah | - | - | - | 1 |
| Tanoh Alas | - | - | - | 1 |
| Lawe Sigala-gala | - | - | - | - |
| Babul Makmur | - | - | - | - |
| Semadam | - | - | - | - |
| Leuser | - | - | - | - |
| Bambel | - | - | - | 1 |
| Bukit Tusam | - | - | - | - |
| Lawe Sumur | - | - | - | - |
| Babussalam | - | - | - | 3 |
| Lawe Bulan | - | - | - | - |
| Badar | - | - | - | - |
| Darul Hasanah | - | - | - | - |
| Ketambe | - | - | - | - |
| Deleng Pokhkisen | - | - | - | 1 |
| Aceh Tenggara | - | - | 1 | 11 |

Lanjutan Tabel/*Continued Table* 5.1.1

| Kecamatan Subdistrict | Bawang Putih Garlic | | Bayam Spinach | |
|--------------------------|------------------------|-----------|------------------|------|
| | 2019 | 2020 | 2019 | 2020 |
| (1) | (6) | (7) | (8) | (9) |
| Lawe Alas | - | 5 | 1 | - |
| Babul Rahmah | - | 2 | 1 | - |
| Tanoh Alas | - | 3 | 1 | - |
| Lawe Sigala-gala | - | 1 | 1 | - |
| Babul Makmur | - | 2 | - | - |
| Semadam | - | 1 | 1 | - |
| Leuser | - | - | - | - |
| Bambel | - | - | 2 | - |
| Bukit Tusam | - | - | 1 | - |
| Lawe Sumur | - | 1 | 3 | - |
| Babussalam | - | 2 | 1 | - |
| Lawe Bulan | - | - | 1 | - |
| Badar | - | - | 1 | - |
| Darul Hasanah | - | 1 | 2 | - |
| Ketambe | - | 1 | - | - |
| Deleng Pokhkisen | - | 2 | 1 | - |
| Aceh Tenggara | - | 21 | 17 | - |

Lanjutan Tabel/*Continued Table 5.1.1*

| Kecamatan Subdistrict | Blewah Blewah | | Buncis String bean | |
|--------------------------|------------------|------|-----------------------|------|
| | 2019 | 2020 | 2019 | 2020 |
| (1) | (10) | (11) | (12) | (13) |
| Lawe Alas | - | - | - | - |
| Babul Rahmah | - | - | - | - |
| Tanoh Alas | - | - | - | - |
| Lawe Sigala-gala | - | - | - | - |
| Babul Makmur | - | - | - | - |
| Semadam | - | - | - | - |
| Leuser | - | - | - | - |
| Bambel | - | - | - | - |
| Bukit Tusam | - | - | - | - |
| Lawe Sumur | - | - | - | - |
| Babussalam | - | - | - | - |
| Lawe Bulan | - | - | - | - |
| Badar | - | - | - | - |
| Darul Hasanah | - | - | - | - |
| Ketambe | - | - | - | - |
| Deleng Pokhkisen | - | - | - | - |
| Aceh Tenggara | - | - | - | - |

Lanjutan Tabel/*Continued Table* 5.1.1

| Kecamatan Subdistrict | Cabai Besar Chili/Big chili | | Cabai Rawit Chili/Cayenne Pepper | |
|--------------------------|--------------------------------|-----------|-------------------------------------|-----------|
| | 2019 | 2020 | 2019 | 2020 |
| (1) | (14) | (15) | (16) | (17) |
| Lawe Alas | 1 | 1 | 1 | 1 |
| Babul Rahmah | 1 | - | 1 | 1 |
| Tanoh Alas | 1 | - | 1 | 1 |
| Lawe Sigala-gala | - | 1 | 1 | - |
| Babul Makmur | 1 | - | 1 | - |
| Semadam | 1 | 1 | - | 1 |
| Leuser | 1 | 1 | 1 | 1 |
| Bambel | 1 | 1 | - | 2 |
| Bukit Tusam | 1 | 1 | 1 | - |
| Lawe Sumur | 1 | 1 | - | 1 |
| Babussalam | 1 | 1 | 1 | - |
| Lawe Bulan | 1 | 1 | 1 | - |
| Badar | 1 | - | 1 | 1 |
| Darul Hasanah | 1 | 1 | 2 | - |
| Ketambe | 1 | 1 | 1 | 1 |
| Deleng Pokhkisen | 1 | 1 | - | 1 |
| Aceh Tenggara | 15 | 12 | 13 | 11 |

Lanjutan Tabel/*Continued Table* 5.1.1

| Kecamatan Subdistrict | Jamur Mushrooms | | Kacang Merah Red Beans | |
|--------------------------|--------------------|------|---------------------------|------|
| | 2019 | 2020 | 2019 | 2020 |
| (1) | (18) | (19) | (20) | (21) |
| Lawe Alas | - | - | - | - |
| Babul Rahmah | - | - | - | - |
| Tanoh Alas | - | - | - | - |
| Lawe Sigala-gala | - | - | - | - |
| Babul Makmur | - | - | - | - |
| Semadam | - | - | - | - |
| Leuser | - | - | - | - |
| Bambel | - | - | - | - |
| Bukit Tusam | - | - | - | - |
| Lawe Sumur | - | - | - | - |
| Babussalam | - | - | - | - |
| Lawe Bulan | - | - | - | - |
| Badar | - | - | - | - |
| Darul Hasanah | - | - | - | - |
| Ketambe | - | - | - | - |
| Deleng Pokhkisen | - | - | - | - |
| Aceh Tenggara | - | - | - | - |

Lanjutan Tabel/Continued Table 5.1.1

| Kecamatan Subdistrict | Kacang Pajang Long Beans | | Kangkung Water Spinach | |
|--------------------------|-----------------------------|----------|---------------------------|----------|
| | 2019 | 2020 | 2019 | 2020 |
| (1) | (22) | (23) | (24) | (25) |
| Lawe Alas | - | - | 1 | - |
| Babul Rahmah | - | 1 | 1 | - |
| Tanoh Alas | - | 1 | 1 | - |
| Lawe Sigala-gala | 2 | - | - | - |
| Babul Makmur | - | - | 1 | - |
| Semadam | - | 1 | 1 | - |
| Leuser | - | - | - | - |
| Bambel | 1 | - | 1 | - |
| Bukit Tusam | - | 1 | - | - |
| Lawe Sumur | - | - | - | - |
| Babussalam | - | 1 | 1 | - |
| Lawe Bulan | - | 1 | - | - |
| Badar | - | 1 | - | - |
| Darul Hasanah | 1 | 1 | 2 | - |
| Ketambe | - | - | - | - |
| Deleng Pokhkisen | - | 1 | 1 | - |
| Aceh Tenggara | 4 | 9 | 10 | - |

Lanjutan Tabel/*Continued Table 5.1.1*

| Kecamatan Subdistrict | Kembang Kol Cauliflower | | Kentang Potato | |
|--------------------------|----------------------------|------|-------------------|------|
| | 2019 | 2020 | 2019 | 2020 |
| (1) | (26) | (27) | (28) | (29) |
| Lawe Alas | - | - | - | - |
| Babul Rahmah | - | - | - | - |
| Tanoh Alas | - | - | - | - |
| Lawe Sigala-gala | - | - | - | - |
| Babul Makmur | - | - | - | - |
| Semadam | - | - | - | - |
| Leuser | - | - | - | - |
| Bambel | - | - | - | - |
| Bukit Tusam | - | - | - | - |
| Lawe Sumur | - | - | - | - |
| Babussalam | - | - | - | - |
| Lawe Bulan | - | - | - | - |
| Badar | - | - | - | - |
| Darul Hasanah | - | - | - | - |
| Ketambe | - | - | - | - |
| Deleng Pokhkisen | - | - | - | - |
| Aceh Tenggara | - | - | - | - |

Lanjutan Tabel/*Continued Table* 5.1.1

| Kecamatan Subdistrict | Ketimun Cucumber | | Kubis Cabbage | |
|--------------------------|---------------------|----------|------------------|------|
| | 2019 | 2020 | 2019 | 2020 |
| (1) | (30) | (31) | (32) | (33) |
| Lawe Alas | - | - | - | - |
| Babul Rahmah | - | - | - | - |
| Tanoh Alas | - | 1 | - | - |
| Lawe Sigala-gala | - | - | - | - |
| Babul Makmur | - | - | - | - |
| Semadam | - | - | - | - |
| Leuser | - | - | - | - |
| Bambel | - | - | - | - |
| Bukit Tusam | - | - | - | - |
| Lawe Sumur | - | - | - | - |
| Babussalam | - | 1 | - | - |
| Lawe Bulan | - | - | - | - |
| Badar | - | - | - | - |
| Darul Hasanah | - | - | - | - |
| Ketambe | - | - | - | - |
| Deleng Pokhkisen | - | - | - | - |
| Aceh Tenggara | - | 2 | - | - |

Lanjutan Tabel/*Continued Table 5.1.1*

| Kecamatan Subdistrict | Labu Siam Chayote | | Lobak Radish | |
|--------------------------|----------------------|------|-----------------|------|
| | 2019 | 2020 | 2019 | 2020 |
| (1) | (34) | (35) | (36) | (37) |
| Lawe Alas | - | - | - | - |
| Babul Rahmah | - | - | - | - |
| Tanoh Alas | - | - | - | - |
| Lawe Sigala-gala | - | - | - | - |
| Babul Makmur | - | - | - | - |
| Semadam | - | - | - | - |
| Leuser | - | - | - | - |
| Bambel | - | - | - | - |
| Bukit Tusam | - | - | - | - |
| Lawe Sumur | - | - | - | - |
| Babussalam | - | - | - | - |
| Lawe Bulan | - | - | - | - |
| Badar | - | - | - | - |
| Darul Hasanah | - | - | - | - |
| Ketambe | - | - | - | - |
| Deleng Pokhkisen | - | - | - | - |
| Aceh Tenggara | - | - | - | - |

Lanjutan Tabel/*Continued Table* 5.1.1

| Kecamatan Subdistrict | Melon Melon | | Paprika Bell Pepper | |
|--------------------------|----------------|------|------------------------|------|
| | 2019 | 2020 | 2019 | 2020 |
| (1) | (38) | (39) | (40) | (41) |
| Lawe Alas | - | - | - | - |
| Babul Rahmah | - | - | - | - |
| Tanoh Alas | - | - | - | - |
| Lawe Sigala-gala | - | - | - | - |
| Babul Makmur | - | - | - | - |
| Semadam | - | - | - | - |
| Leuser | - | - | - | - |
| Bambel | - | - | - | - |
| Bukit Tusam | - | - | - | - |
| Lawe Sumur | - | - | - | - |
| Babussalam | - | - | - | - |
| Lawe Bulan | - | - | - | - |
| Badar | - | - | - | - |
| Darul Hasanah | - | - | - | - |
| Ketambe | - | - | - | - |
| Deleng Pokhkisen | - | - | - | - |
| Aceh Tenggara | - | - | - | - |

Lanjutan Tabel/*Continued Table 5.1.1*

| Kecamatan Subdistrict | Petsai/Sawi <i>Chinese Cabbage/mustard green</i> | | Semangka <i>Water Melon</i> | |
|--------------------------|---|----------|--------------------------------|----------|
| | 2019 | 2020 | 2019 | 2020 |
| (1) | (42) | (43) | (44) | (45) |
| Lawe Alas | - | - | - | - |
| Babul Rahmah | - | - | - | - |
| Tanoh Alas | - | - | - | - |
| Lawe Sigala-gala | 1 | - | - | - |
| Babul Makmur | 1 | - | - | - |
| Semadam | - | - | - | - |
| Leuser | - | - | - | - |
| Bambel | 1 | - | - | - |
| Bukit Tusam | - | - | - | - |
| Lawe Sumur | 4 | - | - | - |
| Babussalam | 1 | - | - | - |
| Lawe Bulan | 1 | - | - | - |
| Badar | 1 | - | - | - |
| Darul Hasanah | - | - | - | - |
| Ketambe | - | - | - | - |
| Deleng Pokhkisen | - | - | - | - |
| Aceh Tenggara | 10 | - | - | - |

Lanjutan Tabel/*Continued Table* 5.1.1

| Kecamatan Subdistrict | Stroberi Strawberry | | Terung Eggplant | |
|--------------------------|------------------------|------|--------------------|----------|
| | 2019 | 2020 | 2019 | 2020 |
| (1) | (46) | (47) | (48) | (49) |
| Lawe Alas | - | - | - | - |
| Babul Rahmah | - | - | - | - |
| Tanoh Alas | - | - | - | 1 |
| Lawe Sigala-gala | - | - | - | 1 |
| Babul Makmur | - | - | - | 1 |
| Semadam | - | - | - | - |
| Leuser | - | - | - | - |
| Bambel | - | - | - | - |
| Bukit Tusam | - | - | - | - |
| Lawe Sumur | - | - | - | - |
| Babussalam | - | - | - | - |
| Lawe Bulan | - | - | - | - |
| Badar | - | - | - | - |
| Darul Hasanah | - | - | 1 | - |
| Ketambe | - | - | - | - |
| Deleng Pokhkisen | - | - | 1 | - |
| Aceh Tenggara | - | - | 2 | 3 |

Lanjutan Tabel/*Continued Table 5.1.1*

| Kecamatan Subdistrict | Tomat Tomato | | Wortel Carrot | |
|--------------------------|-----------------|------|------------------|------|
| | 2019 | 2020 | 2019 | 2020 |
| (1) | (50) | (51) | (52) | (53) |
| Lawe Alas | - | - | - | - |
| Babul Rahmah | - | - | - | - |
| Tanoh Alas | - | - | - | - |
| Lawe Sigala-gala | - | - | - | - |
| Babul Makmur | - | - | - | - |
| Semadam | - | - | - | - |
| Leuser | - | - | - | - |
| Bambel | - | - | - | - |
| Bukit Tusam | - | - | - | - |
| Lawe Sumur | - | - | - | - |
| Babussalam | - | - | - | - |
| Lawe Bulan | - | - | - | - |
| Badar | - | - | - | - |
| Darul Hasanah | - | - | - | - |
| Ketambe | - | - | - | - |
| Deleng Pokhkisen | - | - | - | - |
| Aceh Tenggara | - | - | - | - |

Sumber/*Source*: BPS, Statistik Pertanian Hortikultura SPH-SBS/*BPS-Statistics Indonesia, Agricultural Statistic for Horticulture SPH-SBS*

Tabel
Table 5.1.2

Produksi Tanaman Sayuran Menurut Kecamatan dan Jenis Tanaman di Kabupaten Aceh Tenggara (kuintal), 2019 dan 2020

Production of Vegetables by Subdistrict and Kind of Plant in Aceh Tenggara Regency (quintal), 2019 and 2020

| Kecamatan Subdistrict | Bawang Daun Scallion | | Bawang Merah Shallots | |
|--------------------------|-------------------------|------|--------------------------|------------|
| | 2019 | 2020 | 2019 | 2020 |
| (1) | (2) | (3) | (4) | (5) |
| Lawe Alas | - | - | 42 | 55 |
| Babul Rahmah | - | - | - | 33 |
| Tanoh Alas | - | - | - | 47 |
| Lawe Sigala-gala | - | - | - | - |
| Babul Makmur | - | - | - | - |
| Semadam | - | - | - | - |
| Leuser | - | - | - | - |
| Bambel | - | - | - | 22 |
| Bukit Tusam | - | - | - | - |
| Lawe Sumur | - | - | - | - |
| Babussalam | - | - | - | 55 |
| Lawe Bulan | - | - | - | - |
| Badar | - | - | - | - |
| Darul Hasanah | - | - | - | - |
| Ketambe | - | - | - | - |
| Deleng Pokhkisen | - | - | - | 34 |
| Aceh Tenggara | - | - | 42 | 246 |

Lanjutan Tabel/Continued Table 5.1.2

| Kecamatan Subdistrict | Bawang Putih Garlic | | Bayam Spinach | |
|--------------------------|------------------------|------------|------------------|------|
| | 2019 | 2020 | 2019 | 2020 |
| (1) | (6) | (7) | (8) | (9) |
| Lawe Alas | - | 44 | 212 | - |
| Babul Rahmah | - | 42 | 227 | - |
| Tanoh Alas | - | 33 | 225 | - |
| Lawe Sigala-gala | - | 33 | 38 | - |
| Babul Makmur | - | 45 | - | - |
| Semadam | - | 46 | 190 | - |
| Leuser | - | - | - | - |
| Bambel | - | - | 239 | - |
| Bukit Tusam | - | - | 96 | - |
| Lawe Sumur | - | 45 | 80 | - |
| Babussalam | - | 47 | 38 | - |
| Lawe Bulan | - | - | 111 | - |
| Badar | - | - | 192 | - |
| Darul Hasanah | - | 40 | 176 | - |
| Ketambe | - | 42 | - | - |
| Deleng Pokhkisen | - | 47 | 96 | - |
| Aceh Tenggara | - | 464 | 1 920 | - |

Lanjutan Tabel/*Continued Table* 5.1.2

| Kecamatan Subdistrict | Blewah Blewah | | Buncis String bean | |
|--------------------------|------------------|------|-----------------------|------|
| | 2019 | 2020 | 2019 | 2020 |
| (1) | (10) | (11) | (12) | (13) |
| Lawe Alas | - | - | - | - |
| Babul Rahmah | - | - | - | - |
| Tanoh Alas | - | - | - | - |
| Lawe Sigala-gala | - | - | - | - |
| Babul Makmur | - | - | - | - |
| Semadam | - | - | - | - |
| Leuser | - | - | - | - |
| Bambel | - | - | - | - |
| Bukit Tusam | - | - | - | - |
| Lawe Sumur | - | - | - | - |
| Babussalam | - | - | - | - |
| Lawe Bulan | - | - | - | - |
| Badar | - | - | - | - |
| Darul Hasanah | - | - | - | - |
| Ketambe | - | - | - | - |
| Deleng Pokhkisen | - | - | - | - |
| Aceh Tenggara | - | - | - | - |

Lanjutan Tabel/Continued Table 5.1.2

| Kecamatan Subdistrict | Cabai Besar Chili/Big chili | | Cabai Rawit Chili/Cayenne Pepper | |
|--------------------------|--------------------------------|--------------|-------------------------------------|--------------|
| | 2019 | 2020 | 2019 | 2020 |
| (1) | (14) | (15) | (16) | (17) |
| Lawe Alas | 192 | 111 | 152 | 214 |
| Babul Rahmah | 324 | - | 288 | 222 |
| Tanoh Alas | 429 | - | 539 | 244 |
| Lawe Sigala-gala | - | 208 | 380 | - |
| Babul Makmur | 368 | - | 312 | - |
| Semadam | 444 | 333 | - | 236 |
| Leuser | 228 | 223 | 252 | 235 |
| Bambel | 480 | 320 | - | 139 |
| Bukit Tusam | 473 | 348 | 480 | - |
| Lawe Sumur | 539 | 213 | - | 135 |
| Babussalam | 185 | 91 | 462 | - |
| Lawe Bulan | 152 | 259 | 429 | - |
| Badar | 114 | - | 117 | 333 |
| Darul Hasanah | 322 | 228 | 192 | - |
| Ketambe | 192 | 44 | 320 | 200 |
| Deleng Pokhkisen | 420 | 262 | - | 323 |
| Aceh Tenggara | 4 862 | 2 640 | 3 923 | 2 281 |

Lanjutan Tabel/*Continued Table* 5.1.2

| Kecamatan Subdistrict | Jamur Mushrooms | | Kacang Merah Red Beans | |
|--------------------------|--------------------|------|---------------------------|------|
| | 2019 | 2020 | 2019 | 2020 |
| (1) | (18) | (19) | (20) | (21) |
| Lawe Alas | - | - | - | - |
| Babul Rahmah | - | - | - | - |
| Tanoh Alas | - | - | - | - |
| Lawe Sigala-gala | - | - | - | - |
| Babul Makmur | - | - | - | - |
| Semadam | - | - | - | - |
| Leuser | - | - | - | - |
| Bambel | - | - | - | - |
| Bukit Tusam | - | - | - | - |
| Lawe Sumur | - | - | - | - |
| Babussalam | - | - | - | - |
| Lawe Bulan | - | - | - | - |
| Badar | - | - | - | - |
| Darul Hasanah | - | - | - | - |
| Ketambe | - | - | - | - |
| Deleng Pokhkisen | - | - | - | - |
| Aceh Tenggara | - | - | - | - |

Lanjutan Tabel/Continued Table 5.1.2

| Kecamatan Subdistrict | Kacang Pajang Long Beans | | Kangkung Water Spinach | |
|--------------------------|-----------------------------|--------------|---------------------------|----------|
| | 2019 | 2020 | 2019 | 2020 |
| (1) | (22) | (23) | (24) | (25) |
| Lawe Alas | - | - | 192 | - |
| Babul Rahmah | - | 88 | 192 | - |
| Tanoh Alas | - | 103 | 198 | - |
| Lawe Sigala-gala | 192 | - | - | - |
| Babul Makmur | - | - | 128 | - |
| Semadam | - | 99 | 175 | - |
| Leuser | - | - | - | - |
| Bambel | 32 | - | 96 | - |
| Bukit Tusam | - | 258 | - | - |
| Lawe Sumur | - | - | - | - |
| Babussalam | - | 67 | 37 | - |
| Lawe Bulan | - | 118 | - | - |
| Badar | - | 93 | - | - |
| Darul Hasanah | 40 | 104 | 167 | - |
| Ketambe | - | - | - | - |
| Deleng Pokhkisen | - | 88 | 114 | - |
| Aceh Tenggara | 264 | 1 018 | 1 299 | - |

Lanjutan Tabel/*Continued Table* 5.1.2

| Kecamatan Subdistrict | Kembang Kol Cauliflower | | Kentang Potato | |
|--------------------------|----------------------------|------|-------------------|------|
| | 2019 | 2020 | 2019 | 2020 |
| (1) | (26) | (27) | (28) | (29) |
| Lawe Alas | - | - | - | - |
| Babul Rahmah | - | - | - | - |
| Tanoh Alas | - | - | - | - |
| Lawe Sigala-gala | - | - | - | - |
| Babul Makmur | - | - | - | - |
| Semadam | - | - | - | - |
| Leuser | - | - | - | - |
| Bambel | - | - | - | - |
| Bukit Tusam | - | - | - | - |
| Lawe Sumur | - | - | - | - |
| Babussalam | - | - | - | - |
| Lawe Bulan | - | - | - | - |
| Badar | - | - | - | - |
| Darul Hasanah | - | - | - | - |
| Ketambe | - | - | - | - |
| Deleng Pokhkisen | - | - | - | - |
| Aceh Tenggara | - | - | - | - |

Lanjutan Tabel/Continued Table 5.1.2

| Kecamatan Subdistrict | Ketimun Cucumber | | Kubis Cabbage | |
|--------------------------|---------------------|------------|------------------|------|
| | 2019 | 2020 | 2019 | 2020 |
| (1) | (30) | (31) | (32) | (33) |
| Lawe Alas | - | - | - | - |
| Babul Rahmah | - | - | - | - |
| Tanoh Alas | - | 77 | - | - |
| Lawe Sigala-gala | - | - | - | - |
| Babul Makmur | - | - | - | - |
| Semadam | - | - | - | - |
| Leuser | - | - | - | - |
| Bambel | - | - | - | - |
| Bukit Tusam | - | - | - | - |
| Lawe Sumur | - | - | - | - |
| Babussalam | - | 121 | - | - |
| Lawe Bulan | - | - | - | - |
| Badar | - | - | - | - |
| Darul Hasanah | - | - | - | - |
| Ketambe | - | - | - | - |
| Deleng Pokhkisen | - | - | - | - |
| Aceh Tenggara | - | 198 | - | - |

Lanjutan Tabel/*Continued Table* 5.1.2

| Kecamatan Subdistrict | Labu Siam Chayote | | Lobak Radish | |
|--------------------------|----------------------|------|-----------------|------|
| | 2019 | 2020 | 2019 | 2020 |
| (1) | (34) | (35) | (36) | (37) |
| Lawe Alas | - | - | - | - |
| Babul Rahmah | - | - | - | - |
| Tanoh Alas | - | - | - | - |
| Lawe Sigala-gala | - | - | - | - |
| Babul Makmur | - | - | - | - |
| Semadam | - | - | - | - |
| Leuser | - | - | - | - |
| Bambel | - | - | - | - |
| Bukit Tusam | - | - | - | - |
| Lawe Sumur | - | - | - | - |
| Babussalam | - | - | - | - |
| Lawe Bulan | - | - | - | - |
| Badar | - | - | - | - |
| Darul Hasanah | - | - | - | - |
| Ketambe | - | - | - | - |
| Deleng Pokhkisen | - | - | - | - |
| Aceh Tenggara | - | - | - | - |

Lanjutan Tabel/Continued Table 5.1.2

| Kecamatan Subdistrict | Melon Melon | | Paprika Bell Pepper | |
|--------------------------|----------------|------|------------------------|------|
| | 2019 | 2020 | 2019 | 2020 |
| (1) | (38) | (39) | (40) | (41) |
| Lawe Alas | - | - | - | - |
| Babul Rahmah | - | - | - | - |
| Tanoh Alas | - | - | - | - |
| Lawe Sigala-gala | - | - | - | - |
| Babul Makmur | - | - | - | - |
| Semadam | - | - | - | - |
| Leuser | - | - | - | - |
| Bambel | - | - | - | - |
| Bukit Tusam | - | - | - | - |
| Lawe Sumur | - | - | - | - |
| Babussalam | - | - | - | - |
| Lawe Bulan | - | - | - | - |
| Badar | - | - | - | - |
| Darul Hasanah | - | - | - | - |
| Ketambe | - | - | - | - |
| Deleng Pokhkisen | - | - | - | - |
| Aceh Tenggara | - | - | - | - |

Lanjutan Tabel/*Continued Table* 5.1.2

| Kecamatan Subdistrict | Petsai/Sawi <i>Chinese Cabbage/mustard green</i> | | Semangka <i>Water Melon</i> | |
|--------------------------|---|----------|--------------------------------|----------|
| | 2019 | 2020 | 2019 | 2020 |
| (1) | (42) | (43) | (44) | (45) |
| Lawe Alas | - | - | - | - |
| Babul Rahmah | - | - | - | - |
| Tanoh Alas | - | - | - | - |
| Lawe Sigala-gala | 32 | - | - | - |
| Babul Makmur | 38 | - | - | - |
| Semadam | - | - | - | - |
| Leuser | - | - | - | - |
| Bambel | 32 | - | - | - |
| Bukit Tusam | - | - | - | - |
| Lawe Sumur | 101 | - | - | - |
| Babussalam | 32 | - | - | - |
| Lawe Bulan | 38 | - | - | - |
| Badar | 32 | - | - | - |
| Darul Hasanah | - | - | - | - |
| Ketambe | - | - | - | - |
| Deleng Pokhkisen | - | - | - | - |
| Aceh Tenggara | 305 | - | - | - |

Lanjutan Tabel/Continued Table 5.1.2

| Kecamatan Subdistrict | Stroberi Strawberry | | Terung Eggplant | |
|--------------------------|------------------------|------|--------------------|------------|
| | 2019 | 2020 | 2019 | 2020 |
| (1) | (46) | (47) | (48) | (49) |
| Lawe Alas | - | - | - | - |
| Babul Rahmah | - | - | - | - |
| Tanoh Alas | - | - | - | 221 |
| Lawe Sigala-gala | - | - | - | 304 |
| Babul Makmur | - | - | - | 154 |
| Semadam | - | - | - | - |
| Leuser | - | - | - | - |
| Bambel | - | - | - | - |
| Bukit Tusam | - | - | - | - |
| Lawe Sumur | - | - | - | - |
| Babussalam | - | - | - | - |
| Lawe Bulan | - | - | - | - |
| Badar | - | - | - | - |
| Darul Hasanah | - | - | 93 | - |
| Ketambe | - | - | - | - |
| Deleng Pokhkisen | - | - | 64 | - |
| Aceh Tenggara | - | - | 157 | 679 |

Lanjutan Tabel/*Continued Table* 5.1.2

| Kecamatan Subdistrict | Tomat Tomato | | Wortel Carrot | |
|--------------------------|-----------------|------|------------------|------|
| | 2019 | 2020 | 2019 | 2020 |
| (1) | (50) | (51) | (52) | (53) |
| Lawe Alas | - | - | - | - |
| Babul Rahmah | - | - | - | - |
| Tanoh Alas | - | - | - | - |
| Lawe Sigala-gala | - | - | - | - |
| Babul Makmur | - | - | - | - |
| Semadam | - | - | - | - |
| Leuser | - | - | - | - |
| Bambel | - | - | - | - |
| Bukit Tusam | - | - | - | - |
| Lawe Sumur | - | - | - | - |
| Babussalam | - | - | - | - |
| Lawe Bulan | - | - | - | - |
| Badar | - | - | - | - |
| Darul Hasanah | - | - | - | - |
| Ketambe | - | - | - | - |
| Deleng Pokhkisen | - | - | - | - |
| Aceh Tenggara | - | - | - | - |

Sumber/*Source*: BPS, Statistik Pertanian Hortikultura SPH-SBS/*BPS-Statistics Indonesia, Agricultural Statistic for Horticulture SPH-SBS*

Tabel
Table 5.1.3

Luas Panen Tanaman Sayuran dan Buah-buahan Semusim Menurut Jenis Tanaman di Kabupaten Aceh Tenggara, 2018–2020
Harvested Area of Seasonal Vegetables and Fruits by Kind of Plant in Aceh Tenggara Regency, 2018–2020

| Jenis Tanaman <i>Kind of Plants</i> | Satuan <i>Unit</i> | 2018 | 2019 | 2020 |
|---|-----------------------|------|------|------|
| (1) | (2) | (3) | (4) | (5) |
| Bawang Daun/ <i>Scallion</i> | ha | - | - | - |
| Bawang Merah/ <i>Shallots</i> | ha | 5 | 1 | 11 |
| Bawang Putih/ <i>Garlic</i> | ha | - | - | 21 |
| Bayam/ <i>Spinach</i> | ha | 57 | 17 | - |
| Blewah/ <i>Blewah</i> | ha | - | - | - |
| Buncis/ <i>string bean</i> | ha | 1 | - | - |
| Cabai Besar/ <i>Chili/Big chili</i> | ha | 40 | 15 | 12 |
| Cabai Rawit/ <i>Chili/Cayenne Pepper</i> | ha | 18 | 13 | 11 |
| Jamur/ <i>Mushrooms</i> | m2 | - | - | - |
| Kacang Merah/ <i>Red Beans</i> | ha | - | - | - |
| Kacang Panjang/ <i>Long Beans</i> | ha | 26 | 4 | 9 |
| Kangkung/ <i>Water Spinach</i> | ha | 55 | 10 | - |
| Kembang Kol/ <i>Cauliflower</i> | ha | - | - | - |
| Kentang/ <i>Potato</i> | ha | - | - | - |
| Ketimun/ <i>Gucumber</i> | ha | 4 | - | 2 |
| Kubis/ <i>Cabbage</i> | ha | - | - | - |
| Labu Siam/ <i>Chayote</i> | ha | - | - | - |
| Lobak/ <i>Radish</i> | ha | - | - | - |
| Melon/ <i>Melon</i> | ha | - | - | - |
| Paprika/ <i>Bell Pepper</i> | ha | - | - | - |
| Petsai/Sawi/ <i>Chinese Cabbage/mustard green</i> | ha | 18 | 10 | - |
| Semangka/ <i>Watermelon</i> | ha | 1 | - | - |
| Stroberi/ <i>Strawberry</i> | ha | - | - | - |
| Terung/ <i>Eggplant</i> | ha | 13 | 2 | 3 |
| Tomat/ <i>Tomato</i> | ha | - | - | - |
| Wortel/ <i>Carrot</i> | ha | - | - | - |

Sumber/Source: BPS, Statistik Pertanian Hortikultura SPH-SBS/BPS-Statistics Indonesia, Agricultural Statistic for Horticulture SPH-SBS

Tabel
Table 5.1.4

**Produksi Tanaman Sayuran dan Buah-buahan Semusim
Menurut Jenis Tanaman di Kabupaten Aceh Tenggara ,
2018–2020**

*Production of Seasonal Vegetables and Fruits by Kind of
Plant in Aceh Tenggara Regency , 2018–2020*

| Jenis Tanaman <i>Kind of Plants</i> | Satuan <i>Unit</i> | 2018 | 2019 | 2020 |
|---|-----------------------|-------|-------|-------|
| (1) | (2) | (3) | (4) | (5) |
| Bawang Daun/ <i>Scallion</i> | kw/ qui | - | - | - |
| Bawang Merah/ <i>Shallots</i> | kw/ qui | 323 | 42 | 246 |
| Bawang Putih/ <i>Garlic</i> | kw/ qui | - | - | 464 |
| Bayam/ <i>Spinach</i> | kw/ qui | 2 835 | 1 920 | - |
| Blewah/ <i>Blewah</i> | kw/ qui | - | - | - |
| Buncis/ <i>string bean</i> | kw/ qui | 38 | - | - |
| Cabai Besar/ <i>Chili/Big chili</i> | kw/ qui | 6 473 | 4 862 | 2 640 |
| Cabai Rawit/ <i>Chili/Cayenne Pepper</i> | kw/ qui | 3 611 | 3 923 | 2 281 |
| Jamur/ <i>Mushrooms</i> | kg | - | - | - |
| Kacang Merah/ <i>Red Beans</i> | kw/ qui | - | - | - |
| Kacang Panjang/ <i>Long Beans</i> | kw/ qui | 2 329 | 264 | 1 018 |
| Kangkung/ <i>Water Spinach</i> | kw/ qui | 2 431 | 1 299 | - |
| Kembang Kol/ <i>Cauliflower</i> | kw/ qui | - | - | - |
| Kentang/ <i>Potato</i> | kw/ qui | - | - | - |
| Ketimun/ <i>Cucumber</i> | kw/ qui | 230 | - | 198 |
| Kubis/ <i>Cabbage</i> | kw/ qui | - | - | - |
| Labu Siam/ <i>Chayote</i> | kw/ qui | - | - | - |
| Lobak/ <i>Radish</i> | kw/ qui | - | - | - |
| Melon/ <i>Melon</i> | kw/ qui | - | - | - |
| Paprika/ <i>Bell Pepper</i> | kw/ qui | - | - | - |
| Petsai/Sawi/ <i>Chinese Cabbage/mustard green</i> | kw/ qui | 705 | 305 | - |
| Semangka/ <i>Watermelon</i> | kw/ qui | 45 | - | - |
| Stroberi/ <i>Strawberry</i> | kw/ qui | - | - | - |
| Terung/ <i>Eggplant</i> | kw/ qui | 812 | 157 | 679 |
| Tomat/ <i>Tomato</i> | kw/ qui | - | - | - |
| Wortel/ <i>Carrot</i> | kw/ qui | - | - | - |

Sumber/Source: BPS, Statistik Pertanian Hortikultura SPH-SBS/BPS-Statistics Indonesia, *Agricultural Statistic for Horticulture SPH-SBS*

Tabel
Table 5.1.5

Luas Panen Tanaman Biofarmaka Menurut Kecamatan dan Jenis Tanaman di Kabupaten Aceh Tenggara (m²), 2019 dan 2020
Harvested Area of Medicinal Plants by Subdistrict and Kind of Plant in Aceh Tenggara Regency (m²), 2019 and 2020

| Kecamatan Subdistrict | Dlingo/Dringo Calamus | | Jahe Ginger | | Kapulaga Java Cardamom | |
|--------------------------|--------------------------|------|----------------|-----------|---------------------------|------|
| | 2019 | 2020 | 2019 | 2020 | 2019 | 2020 |
| (1) | (2) | (3) | (4) | (5) | (6) | (7) |
| Lawe Alas | - | - | 15 | 1 | - | - |
| Babul Rahmah | - | - | 1 | 2 | - | - |
| Tanoh Alas | - | - | 14 | 7 | - | - |
| Lawe Sigala-gala | - | - | - | 3 | - | - |
| Babul Makmur | - | - | 7 | 2 | - | - |
| Semadam | - | - | 30 | 1 | - | - |
| Leuser | - | - | - | 1 | - | - |
| Bambel | - | - | - | 1 | - | - |
| Bukit Tusam | - | - | 5 | 1 | - | - |
| Lawe Sumur | - | - | 7 | 3 | - | - |
| Babussalam | - | - | - | - | - | - |
| Lawe Bulan | - | - | 4 | - | - | - |
| Badar | - | - | 1 | 1 | - | - |
| Darul Hasanah | - | - | 2 | 2 | - | - |
| Ketambe | - | - | 16 | - | - | - |
| Deleng Pokhkisen | - | - | 20 | 5 | - | - |
| Aceh Tenggara | - | - | 122 | 30 | - | - |

Lanjutan Tabel/*Continued Table 5.1.5*

| Kecamatan Subdistrict | Keji Beling <i>Verbenaceae</i> | | Kencur <i>East Indian Galangal</i> | | Kunyit <i>Turmeric</i> | |
|--------------------------|-----------------------------------|------|---------------------------------------|-----------|---------------------------|-----------|
| | 2019 | 2020 | 2019 | 2020 | 2019 | 2020 |
| (1) | (8) | (9) | (10) | (11) | (12) | (13) |
| Lawe Alas | - | - | 3 | - | 15 | 1 |
| Babul Rahmah | - | - | 1 | 1 | 1 | 2 |
| Tanoh Alas | - | - | 3 | - | 15 | 3 |
| Lawe Sigala-gala | - | - | 9 | - | - | 1 |
| Babul Makmur | - | - | - | - | 6 | 1 |
| Semadam | - | - | 10 | - | 40 | 5 |
| Leuser | - | - | - | - | - | - |
| Bambel | - | - | - | - | 6 | - |
| Bukit Tusam | - | - | 5 | - | 7 | 1 |
| Lawe Sumur | - | - | 2 | 2 | - | - |
| Babussalam | - | - | - | - | - | - |
| Lawe Bulan | - | - | 2 | - | - | - |
| Badar | - | - | - | - | - | - |
| Darul Hasanah | - | - | 2 | 2 | 2 | 2 |
| Ketambe | - | - | 9 | 4 | 20 | - |
| Deleng Pokhkisen | - | - | 10 | 5 | 30 | 10 |
| Aceh Tenggara | - | - | 56 | 14 | 142 | 26 |

Lanjutan Tabel/*Continued Table 5.1.5*

| Kecamatan Subdistrict | Laos/Lengkuas Galanga | | Lidah Buaya Aloevera | | Mahkota Dewa Phaleria Macrocarpa | |
|--------------------------|--------------------------|-----------|-------------------------|----------|-------------------------------------|----------|
| | 2019 | 2020 | 2019 | 2020 | 2019 | 2020 |
| (1) | (14) | (15) | (16) | (17) | (18) | (19) |
| Lawe Alas | 6 | 1 | - | - | - | - |
| Babul Rahmah | 1 | 1 | - | - | - | - |
| Tanoh Alas | 8 | 5 | - | - | - | - |
| Lawe Sigala-gala | 5 | 2 | - | - | - | - |
| Babul Makmur | 2 | 1 | - | - | - | - |
| Semadam | 30 | 1 | - | - | - | - |
| Leuser | - | 1 | - | - | - | - |
| Bambel | - | - | - | - | - | - |
| Bukit Tusam | 6 | - | - | - | - | - |
| Lawe Sumur | 6 | 1 | - | - | - | - |
| Babussalam | - | - | - | - | - | - |
| Lawe Bulan | 1 | 1 | - | - | - | - |
| Badar | 4 | 4 | - | - | - | - |
| Darul Hasanah | 2 | 2 | - | - | - | - |
| Ketambe | 4 | - | - | - | - | - |
| Deleng Pokhkisen | 13 | 3 | - | - | - | - |
| Aceh Tenggara | 88 | 23 | - | - | - | - |

Sumber/*Source*: BPS, Statistik Pertanian Hortikultura SPH-SBS/*BPS-Statistics Indonesia, Agricultural Statistic for Horticulture SPH-SBS*

Tabel
Table 5.1.6**Produksi Tanaman Biofarmaka Menurut Kecamatan dan Jenis Tanaman di Kabupaten Aceh Tenggara (kg), 2019 and 2020**
Production of Medicinal Plants by Subdistrict and Kind of Plant in Aceh Tenggara Regency (kg), 2019 and 2020

| Kecamatan Subdistrict | Dlingo/Dringo Calamus | | Jaje Ginger | | Kapulaga Java Cardamom | |
|--------------------------|--------------------------|------|----------------|------------|---------------------------|------|
| | 2019 | 2020 | 2019 | 2020 | 2019 | 2020 |
| (1) | (2) | (3) | (4) | (5) | (6) | (7) |
| Lawe Alas | - | - | 25 | 10 | - | - |
| Babul Rahmah | - | - | 4 | 13 | - | - |
| Tanoh Alas | - | - | 60 | 9 | - | - |
| Lawe Sigala-gala | - | - | - | 11 | - | - |
| Babul Makmur | - | - | 9 | 19 | - | - |
| Semadam | - | - | 20 | 8 | - | - |
| Leuser | - | - | - | 9 | - | - |
| Bambel | - | - | - | 9 | - | - |
| Bukit Tusam | - | - | 4 | 10 | - | - |
| Lawe Sumur | - | - | 5 | 10 | - | - |
| Babussalam | - | - | - | - | - | - |
| Lawe Bulan | - | - | 4 | - | - | - |
| Badar | - | - | 8 | 3 | - | - |
| Darul Hasanah | - | - | 4 | 6 | - | - |
| Ketambe | - | - | 12 | - | - | - |
| Deleng Pokhkisen | - | - | 57 | 15 | - | - |
| Aceh Tenggara | - | - | 212 | 132 | - | - |

Lanjutan Tabel/*Continued Table 5.1.6*

| Kecamatan Subdistrict | Keji Beling <i>Verbenaceae</i> | | Kencur <i>East Indian Galangal</i> | | Kunyit <i>Turmeric</i> | |
|--------------------------|-----------------------------------|------|---------------------------------------|-----------|---------------------------|------------|
| | 2019 | 2020 | 2019 | 2020 | 2019 | 2020 |
| (1) | (8) | (9) | (10) | (11) | (12) | (13) |
| Lawe Alas | - | - | 4 | - | 20 | 10 |
| Babul Rahmah | - | - | 4 | 3 | 4 | 11 |
| Tanoh Alas | - | - | 13 | - | 75 | 10 |
| Lawe Sigala-gala | - | - | 8 | - | - | 8 |
| Babul Makmur | - | - | - | - | 6 | 9 |
| Semadam | - | - | 15 | - | 59 | 29 |
| Leuser | - | - | - | - | - | - |
| Bambel | - | - | - | - | 4 | - |
| Bukit Tusam | - | - | 6 | - | 4 | 9 |
| Lawe Sumur | - | - | 8 | 2 | - | - |
| Babussalam | - | - | - | - | - | - |
| Lawe Bulan | - | - | 6 | - | - | - |
| Badar | - | - | - | - | - | - |
| Darul Hasanah | - | - | 4 | 6 | 4 | 6 |
| Ketambe | - | - | 46 | 18 | 30 | - |
| Deleng Pokhkisen | - | - | 23 | 15 | 110 | 30 |
| Aceh Tenggara | - | - | 137 | 44 | 316 | 122 |

Lanjutan Tabel/*Continued Table 5.1.6*

| Kecamatan Subdistrict | Laos/Lengkuas Galanga | | Lidah Buaya Aloevera | | Mahkota Dewa Phaleria Macrocarpa | |
|--------------------------|--------------------------|------------|-------------------------|------|-------------------------------------|------|
| | 2019 | 2020 | 2019 | 2020 | 2019 | 2020 |
| (1) | (14) | (15) | (16) | (17) | (18) | (19) |
| Lawe Alas | 9 | 5 | - | - | - | - |
| Babul Rahmah | 4 | 3 | - | - | - | - |
| Tanoh Alas | 16 | 8 | - | - | - | - |
| Lawe Sigala-gala | 5 | 10 | - | - | - | - |
| Babul Makmur | 1 | 9 | - | - | - | - |
| Semadam | 16 | 9 | - | - | - | - |
| Leuser | - | 9 | - | - | - | - |
| Bambel | - | - | - | - | - | - |
| Bukit Tusam | 8 | - | - | - | - | - |
| Lawe Sumur | 18 | 9 | - | - | - | - |
| Babussalam | - | - | - | - | - | - |
| Lawe Bulan | 1 | 9 | - | - | - | - |
| Badar | 20 | 17 | - | - | - | - |
| Darul Hasanah | 4 | 6 | - | - | - | - |
| Ketambe | 9 | - | - | - | - | - |
| Deleng Pokhkisen | 38 | 9 | - | - | - | - |
| Aceh Tenggara | 149 | 103 | - | - | - | - |

Sumber/Source: BPS, Statistik Pertanian Hortikultura SPH-TBF/BPS-Statistics Indonesia, Agricultural Statistic for Horticulture SPH-TBF

Tabel
Table 5.1.7

Luas Panen Tanaman Biofarmaka Menurut Jenis Tanaman di Kabupaten Aceh Tenggara, 2018–2020
Harvested Area of Medicinal Plants by Kind of Plant in Aceh Tenggara Regency, 2018–2020

| Jenis Tanaman <i>Kind of Plants</i> | Satuan Unit | 2018 | 2019 | 2020 |
|--|-------------|------|------|------|
| (1) | (2) | (3) | (4) | (5) |
| Dlingo/Dringo/ <i>Calamus</i> | m2 | - | - | - |
| Jahe/ <i>Ginger</i> | m2 | 429 | 122 | 30 |
| Kapulaga/ <i>Java Cardamom</i> | m2 | 4 | - | - |
| Keji Beling/ <i>Verbenaceae</i> | m2 | - | - | - |
| Kencur/ <i>East Indian Galangal</i> | m2 | 237 | 56 | 14 |
| Kunyit/ <i>Turmeric</i> | m2 | 518 | 142 | 26 |
| Laos/Lengkuas/ <i>Galanga</i> | m2 | 253 | 88 | 23 |
| Lempuyang/ <i>Zingiber Aromaticum</i> | m2 | 35 | - | - |
| Lidah Buaya/ <i>Aloevera</i> | m2 | - | - | - |
| Mahkota Dewa/ <i>Phaleria Macrocarpa</i> | pohon/ tree | - | - | - |
| Mengkudu/Pace/ <i>Indian Mulberry</i> | pohon/ tree | - | - | - |
| Sambiloto/ <i>King of Bitter</i> | m2 | - | - | - |
| Temuireng/ <i>Black Turmeric</i> | m2 | - | - | - |
| Temukunci/ <i>Chinese Keys</i> | m2 | - | - | - |
| Temulawak/ <i>Java Turmeric</i> | m2 | 38 | - | - |

Sumber/Source: BPS, Statistik Pertanian Hortikultura SPH-TBF/BPS-Statistics Indonesia, Agricultural Statistic for Horticulture SPH-TBF

Tabel
Table 5.1.8**Produksi Tanaman Biofarmaka Menurut Jenis Tanaman di
Kabupaten Aceh Tenggara (kg), 2018–2020**
**Production of Medicinal Plants by Kind of Plant in Aceh
Tenggara Regency (kg), 2018–2020**

| Jenis Tanaman Kind of Plants | 2018 | 2019 | 2020 |
|--|------|------|------|
| (1) | (3) | (4) | (5) |
| Dlingo/Dringo/ <i>Calamus</i> | - | - | - |
| Jahe/ <i>Ginger</i> | 675 | 212 | 132 |
| Kapulaga/ <i>Java Cardamom</i> | 2 | - | - |
| Keji Beling/ <i>Verbenaceae</i> | - | - | - |
| Kencur/ <i>East Indian Galangal</i> | 379 | 137 | 44 |
| Kunyit/ <i>Turmeric</i> | 838 | 316 | 122 |
| Laos/Lengkuas/ <i>Galanga</i> | 486 | 149 | 103 |
| Lempuyang/ <i>Zingiber Aromaticum</i> | 60 | - | - |
| Lidah Buaya/ <i>Aloevera</i> | - | - | - |
| Mahkota Dewa/ <i>Phaleria Macrocarpa</i> | - | - | - |
| Mengkudu/Pace/ <i>Indian Mulberry</i> | - | - | - |
| Sambiloto/ <i>King of Bitter</i> | - | - | - |
| Temuireng/ <i>Black Turmeric</i> | - | - | - |
| Temukunci/ <i>Chinese Keys</i> | - | - | - |
| Temulawak/ <i>Java Turmeric</i> | 58 | - | - |

Sumber/Source: BPS, Statistik Pertanian Hortikultura SPH-TBF/BPS-Statistics Indonesia, Agricultural Statistic for Horticulture SPH-TBF

Tabel
Table 5.1.9

Luas Panen Tanaman Hias Menurut Kecamatan dan Jenis Tanaman di Kabupaten Aceh Tenggara (m²), 2019 and 2020
Harvested Area of Ornamental Plants by Subdistrict and Kind of Plant in Aceh Tenggara Regency (m²), 2019 and 2020

| Kecamatan Subdistrict | Anggrek/ <i>Orchid</i> | | Krisan/ <i>Chrysantemum</i> | | Mawar/ <i>Rose</i> | |
|--------------------------|------------------------|------|-----------------------------|------|--------------------|------|
| | 2019 | 2020 | 2019 | 2020 | 2019 | 2020 |
| (1) | (2) | (3) | (4) | (5) | (6) | (7) |
| Lawe Alas | - | - | - | - | - | - |
| Babul Rahmah | - | - | - | - | - | - |
| Tanoh Alas | - | - | - | - | - | - |
| Lawe Sigala-gala | - | - | - | - | - | - |
| Babul Makmur | - | - | - | - | - | - |
| Semadam | - | - | - | - | - | - |
| Leuser | - | - | - | - | - | - |
| Bambel | - | - | - | - | - | - |
| Bukit Tusam | - | - | - | - | - | - |
| Lawe Sumur | - | - | - | - | - | - |
| Babussalam | - | - | - | - | - | - |
| Lawe Bulan | - | - | - | - | - | - |
| Badar | - | - | - | - | - | - |
| Darul Hasanah | - | - | - | - | - | - |
| Ketambe | - | - | - | - | - | - |
| Deleng Pokhkisen | - | - | - | - | - | - |
| Aceh Tenggara | - | - | - | - | - | - |

Lanjutan Tabel/*Continued Table* 5.1.9

| Kecamatan Subdistrict | Sedap Malam/ <i>Tuberose</i> | | Melati/ <i>Jasmine</i> | | Palem/ <i>Palm</i> | |
|--------------------------|------------------------------|------|------------------------|------|--------------------|------|
| | 2019 | 2020 | 2019 | 2020 | 2019 | 2020 |
| (1) | (8) | (9) | (10) | (11) | (12) | (13) |
| Lawe Alas | - | - | - | - | - | - |
| Babul Rahmah | - | - | - | - | - | - |
| Tanoh Alas | - | - | - | - | - | - |
| Lawe Sigala-gala | - | - | - | - | - | - |
| Babul Makmur | - | - | - | - | - | - |
| Semadam | - | - | - | - | - | - |
| Leuser | - | - | - | - | - | - |
| Bambel | - | - | - | - | - | - |
| Bukit Tusam | - | - | - | - | - | - |
| Lawe Sumur | - | - | - | - | - | - |
| Babussalam | - | - | - | - | - | - |
| Lawe Bulan | - | - | - | - | - | - |
| Badar | - | - | - | - | - | - |
| Darul Hasanah | - | - | - | - | - | - |
| Ketambe | - | - | - | - | - | - |
| Deleng Pokhkisen | - | - | - | - | - | - |
| Aceh Tenggara | - | - | - | - | - | - |

Sumber/*Source*: BPS, Statistik Pertanian Hortikultura SPH-TH/BPS-*Statistics Indonesia, Agricultural Statistik for Horticulture SPH-TH*

Tabel
Table 5.1.10

Produksi Tanaman Hias Menurut Kecamatan dan Jenis Tanaman di Kabupaten Aceh Tenggara (tangkai), 2019 and 2020
Production of Ornamental Plants by Subdistrict and Kind of Plant in Aceh Tenggara Regency (stalks), 2019 and 2020

| Kecamatan Subdistrict | Anggrek/ <i>Orchid</i> | | Krisan/ <i>Chrysantemum</i> | | Mawar/ <i>Rose</i> | |
|--------------------------|------------------------|------|-----------------------------|------|--------------------|------|
| | 2019 | 2020 | 2019 | 2020 | 2019 | 2020 |
| (1) | (2) | (3) | (4) | (5) | (6) | (7) |
| Lawe Alas | - | - | - | - | - | - |
| Babul Rahmah | - | - | - | - | - | - |
| Tanoh Alas | - | - | - | - | - | - |
| Lawe Sigala-gala | - | - | - | - | - | - |
| Babul Makmur | - | - | - | - | - | - |
| Semadam | - | - | - | - | - | - |
| Leuser | - | - | - | - | - | - |
| Bambel | - | - | - | - | - | - |
| Bukit Tusam | - | - | - | - | - | - |
| Lawe Sumur | - | - | - | - | - | - |
| Babussalam | - | - | - | - | - | - |
| Lawe Bulan | - | - | - | - | - | - |
| Badar | - | - | - | - | - | - |
| Darul Hasanah | - | - | - | - | - | - |
| Ketambe | - | - | - | - | - | - |
| Deleng Pokhkisen | - | - | - | - | - | - |
| Aceh Tenggara | - | - | - | - | - | - |

Lanjutan Tabel/*Continued Table* 5.1.10

| Kecamatan Subdistrict | Sedap Malam/ <i>Tuberose</i> | | Melati/ <i>Jasmine</i> | | Palem/ <i>Palm</i> | |
|--------------------------|------------------------------|------|------------------------|------|--------------------|------|
| | 2019 | 2020 | 2019 | 2020 | 2019 | 2020 |
| (1) | (8) | (9) | (10) | (11) | (12) | (13) |
| Lawe Alas | - | - | - | - | - | - |
| Babul Rahmah | - | - | - | - | - | - |
| Tanoh Alas | - | - | - | - | - | - |
| Lawe Sigala-gala | - | - | - | - | - | - |
| Babul Makmur | - | - | - | - | - | - |
| Semadam | - | - | - | - | - | - |
| Leuser | - | - | - | - | - | - |
| Bambel | - | - | - | - | - | - |
| Bukit Tusam | - | - | - | - | - | - |
| Lawe Sumur | - | - | - | - | - | - |
| Babussalam | - | - | - | - | - | - |
| Lawe Bulan | - | - | - | - | - | - |
| Badar | - | - | - | - | - | - |
| Darul Hasanah | - | - | - | - | - | - |
| Ketambe | - | - | - | - | - | - |
| Deleng Pokhkisen | - | - | - | - | - | - |
| Aceh Tenggara | - | - | - | - | - | - |

Sumber/*Source*: BPS, Statistik Pertanian Hortikultura SPH-TH/*BPS-Statistics Indonesia, Agricultural Statistik for Horticulture SPH-TH*

Tabel 5.1.11 **Luas Panen Tanaman Hias Menurut Jenis Tanaman di Kabupaten Aceh Tenggara (m²), 2017–2020**
Table 5.1.11 **Harvested Area of Ornamental Plants by Kind of Plant in Aceh Tenggara Regency (m²), 2017–2020**

| Jenis Tanaman Kind of Plants | 2017 | 2018 | 2019 | 2020 |
|---------------------------------|------|------|------|------|
| (1) | (2) | (3) | (4) | (5) |
| Anggrek/ <i>Orchid</i> | - | - | - | - |
| Krisan/ <i>Chrysantemum</i> | - | - | - | - |
| Mawar/ <i>Rose</i> | - | - | - | - |
| Sedap Malam/ <i>Tuberose</i> | - | - | - | - |
| Melati/ <i>Jasmine</i> | - | - | - | - |
| Palem/ <i>Palm</i> | - | - | - | - |

Sumber/Source: BPS, Statistik Pertanian Hortikultura SPH-TH/BPS-Statistics Indonesia, Agricultural Statistik for Horticulture SPH-TH

Tabel
Table 5.1.12

**Produksi Tanaman Hias Menurut Jenis Tanaman di
Kabupaten Aceh Tenggara (tangkai), 2017–2020**
*Production of Ornamental Plants by Kind of Plant in Aceh
Tenggara Regency (stalks), 2017–2020*

| Jenis Tanaman <i>Kind of Plants</i> | 2017 | 2018 | 2019 | 2020 |
|--|------|------|------|------|
| (1) | (2) | (3) | (4) | (5) |
| Anggrek/ <i>Orchid</i> | - | - | - | - |
| Krisan/ <i>Chrysantemum</i> | - | - | - | - |
| Mawar/ <i>Rose</i> | - | - | - | - |
| Sedap Malam/ <i>Tuberose</i> | - | - | - | - |
| Melati/ <i>Jasmine</i> | - | - | - | - |
| Palem/ <i>Palm</i> | - | - | - | - |

Sumber/Source: BPS, Statistik Pertanian Hortikultura SPH-TH/BPS-Statistics Indonesia, *Agricultural Statistik for Horticulture SPH-TH*

Tabel
Table 5.1.13

Produksi Buah-buahan Menurut Kecamatan dan Jenis Tanaman di Kabupaten Aceh Tenggara (kuintal), 2019 and 2020
Production of Fruits by Subdistrict and Kind of Plant in Aceh Tenggara Regency (kuintal), 2019 and 2020

| Kecamatan Subdistrict | Alpukat/ Avocado | | Apel/ Apple | |
|--------------------------|------------------|------------|-------------|----------|
| | 2019 | 2020 | 2019 | 2020 |
| (1) | (2) | (3) | (4) | (5) |
| Lawe Alas | 20 | 55 | - | - |
| Babul Rahmah | 4 | 17 | - | - |
| Tanoh Alas | - | 15 | - | - |
| Lawe Sigala-gala | 20 | 60 | - | - |
| Babul Makmur | - | 8 | - | - |
| Semadam | 60 | 33 | - | - |
| Leuser | 8 | 33 | - | - |
| Bambel | 96 | 70 | - | - |
| Bukit Tusam | 40 | 70 | - | - |
| Lawe Sumur | - | 50 | - | - |
| Babussalam | 48 | 86 | - | - |
| Lawe Bulan | 60 | 130 | - | - |
| Badar | 200 | 150 | - | - |
| Darul Hasanah | 4 | 32 | - | - |
| Ketambe | - | 75 | - | - |
| Deleng Pokhkisen | - | 75 | - | - |
| Aceh Tenggara | 560 | 959 | - | - |

Lanjutan Tabel/*Continued Table* 5.1.13

| Kecamatan Subdistrict | Belimbing/ <i>Star Fruit</i> | | Duku/Langsar/ <i>Kokosan/ Duku</i> | |
|--------------------------|------------------------------|------|------------------------------------|--------------|
| | 2019 | 2020 | 2019 | 2020 |
| (1) | (6) | (7) | (8) | (9) |
| Lawe Alas | - | - | 540 | 120 |
| Babul Rahmah | - | - | 360 | 315 |
| Tanoh Alas | - | - | - | 150 |
| Lawe Sigala-gala | - | - | - | 77 |
| Babul Makmur | - | - | - | 6 |
| Semadam | - | - | 36 | 59 |
| Leuser | - | - | - | 5 |
| Bambel | - | - | - | 95 |
| Bukit Tusam | - | - | - | 100 |
| Lawe Sumur | - | - | - | 75 |
| Babussalam | - | - | 4 | 12 |
| Lawe Bulan | - | - | 24 | 192 |
| Badar | - | - | 600 | 472 |
| Darul Hasanah | - | - | 450 | 800 |
| Ketambe | - | - | - | 125 |
| Deleng Pokhkisen | - | - | - | 135 |
| Aceh Tenggara | - | - | 2 014 | 2 738 |

Lanjutan Tabel/Continued Table 5.1.13

| Kecamatan Subdistrict | Durian/ Durian | | Jambu Air/ Water Apple | |
|--------------------------|----------------|--------------|------------------------|------------|
| | 2019 | 2020 | 2019 | 2020 |
| (1) | (10) | (11) | (12) | (13) |
| Lawe Alas | 450 | 60 | 4 | 21 |
| Babul Rahmah | 248 | 224 | - | 7 |
| Tanoh Alas | 4 | 152 | - | 74 |
| Lawe Sigala-gala | 150 | 300 | - | - |
| Babul Makmur | 64 | 132 | - | 50 |
| Semadam | 165 | 260 | 16 | 38 |
| Leuser | - | 125 | 40 | 32 |
| Bambel | - | 250 | - | 37 |
| Bukit Tusam | 660 | 640 | - | 32 |
| Lawe Sumur | 12 | 206 | - | 50 |
| Babussalam | 40 | 55 | - | 25 |
| Lawe Bulan | 600 | 500 | - | 25 |
| Badar | 500 | 850 | 12 | 26 |
| Darul Hasanah | 300 | 1 200 | - | 150 |
| Ketambe | 321 | 700 | - | 10 |
| Deleng Pokhkisen | 8 | 404 | - | 15 |
| Aceh Tenggara | 3 522 | 6 058 | 72 | 592 |

Lanjutan Tabel/*Continued Table* 5.1.13

| Kecamatan Subdistrict | Jambu Biji/ <i>Guava</i> | | Jengkol/ <i>Jengkol</i> | |
|--------------------------|--------------------------|------------|-------------------------|------------|
| | 2019 | 2020 | 2019 | 2020 |
| (1) | (14) | (15) | (16) | (17) |
| Lawe Alas | 8 | 12 | - | - |
| Babul Rahmah | - | 4 | - | - |
| Tanoh Alas | 4 | 2 | - | - |
| Lawe Sigala-gala | 4 | 32 | - | - |
| Babul Makmur | - | 5 | - | - |
| Semadam | - | 30 | - | - |
| Leuser | 12 | 8 | - | - |
| Bambel | 4 | 27 | - | - |
| Bukit Tusam | - | 42 | - | 7 |
| Lawe Sumur | - | 25 | - | - |
| Babussalam | 4 | 52 | - | - |
| Lawe Bulan | 160 | 130 | - | - |
| Badar | - | 20 | - | 25 |
| Darul Hasanah | 4 | 32 | - | 100 |
| Ketambe | 4 | 56 | - | 25 |
| Deleng Pokhkisen | - | 10 | - | 30 |
| Aceh Tenggara | 204 | 487 | - | 187 |

Lanjutan Tabel/*Continued Table* 5.1.13

| Kecamatan <i>Subdistrict</i> | Jeruk Besar/ <i>Pomelo</i> | | Jeruk Siam/ <i>Orange</i> | |
|---------------------------------|----------------------------|-----------|---------------------------|----------|
| | 2019 | 2020 | 2019 | 2020 |
| (1) | (18) | (19) | (20) | (21) |
| Lawe Alas | - | 14 | - | - |
| Babul Rahmah | - | 4 | - | - |
| Tanoh Alas | - | - | - | - |
| Lawe Sigala-gala | - | 5 | - | - |
| Babul Makmur | - | 2 | - | - |
| Semadam | 24 | 14 | - | - |
| Leuser | 12 | 9 | - | - |
| Bambel | 4 | 5 | - | - |
| Bukit Tusam | - | 2 | - | - |
| Lawe Sumur | - | 2 | - | - |
| Babussalam | - | - | - | - |
| Lawe Bulan | - | - | - | - |
| Badar | 24 | 22 | - | - |
| Darul Hasanah | - | - | - | - |
| Ketambe | - | 5 | - | - |
| Deleng Pokhkisen | - | 7 | - | - |
| Aceh Tenggara | 64 | 91 | - | - |

Lanjutan Tabel/*Continued Table* 5.1.13

| Kecamatan Subdistrict | Mangga/ Mango | | Manggis/ Mangosteen | |
|--------------------------|---------------|--------------|---------------------|--------------|
| | 2019 | 2020 | 2019 | 2020 |
| (1) | (22) | (23) | (24) | (25) |
| Lawe Alas | 28 | 75 | - | 20 |
| Babul Rahmah | 96 | 58 | 140 | 107 |
| Tanoh Alas | 16 | 33 | 12 | 81 |
| Lawe Sigala-gala | 20 | 135 | - | 15 |
| Babul Makmur | 64 | 67 | - | 45 |
| Semadam | 132 | 141 | 12 | 39 |
| Leuser | 196 | 116 | - | 31 |
| Bambel | 12 | 56 | - | 25 |
| Bukit Tusam | 12 | 231 | 180 | 190 |
| Lawe Sumur | 28 | 76 | 12 | 36 |
| Babussalam | - | 37 | - | 3 |
| Lawe Bulan | 96 | 88 | 200 | 160 |
| Badar | 800 | 2 400 | 1 484 | 1 092 |
| Darul Hasanah | 40 | 1 020 | - | 400 |
| Ketambe | 56 | 1 528 | 48 | 274 |
| Deleng Pokhkisen | 16 | 158 | 12 | 256 |
| Aceh Tenggara | 1 612 | 6 219 | 2 100 | 2 774 |

Lanjutan Tabel/*Continued Table* 5.1.13

| Kecamatan Subdistrict | Markisa/Konyal/ Passion fruit | | Melinjo/ Gnetum/Melinjo | |
|--------------------------|-------------------------------|------|-------------------------|------------|
| | 2019 | 2020 | 2019 | 2020 |
| (1) | (26) | (27) | (28) | (29) |
| Lawe Alas | - | - | - | 8 |
| Babul Rahmah | - | - | - | - |
| Tanoh Alas | - | - | - | - |
| Lawe Sigala-gala | - | - | - | - |
| Babul Makmur | - | - | - | - |
| Semadam | - | - | 4 | 7 |
| Leuser | - | - | - | - |
| Bambel | - | - | - | 9 |
| Bukit Tusam | - | - | 8 | 11 |
| Lawe Sumur | - | - | - | 5 |
| Babussalam | - | - | - | - |
| Lawe Bulan | - | - | 8 | 9 |
| Badar | - | - | - | 500 |
| Darul Hasanah | - | - | - | 50 |
| Ketambe | - | - | - | 50 |
| Deleng Pokhkisen | - | - | - | 50 |
| Aceh Tenggara | - | - | 20 | 699 |

Lanjutan Tabel/*Continued Table* 5.1.13

| Kecamatan Subdistrict | Nangka/Cempedak/ <i>Jackfruit</i> | | Nenas/ <i>Pineapple</i> | |
|--------------------------|-----------------------------------|--------------|-------------------------|-----------|
| | 2019 | 2020 | 2019 | 2020 |
| (1) | (30) | (31) | (32) | (33) |
| Lawe Alas | - | 42 | - | - |
| Babul Rahmah | 40 | 50 | 4 | 6 |
| Tanoh Alas | - | 80 | - | - |
| Lawe Sigala-gala | - | 75 | - | - |
| Babul Makmur | - | 5 | - | 5 |
| Semadam | 40 | 45 | - | - |
| Leuser | 80 | 53 | - | - |
| Bambel | - | 50 | - | 1 |
| Bukit Tusam | 8 | 79 | 8 | 9 |
| Lawe Sumur | - | 25 | - | 4 |
| Babussalam | - | 75 | - | - |
| Lawe Bulan | 120 | 110 | 4 | 4 |
| Badar | 200 | 150 | 12 | 8 |
| Darul Hasanah | - | 125 | - | - |
| Ketambe | - | 50 | - | 2 |
| Deleng Pokhkisen | - | 50 | - | 2 |
| Aceh Tenggara | 488 | 1 064 | 28 | 41 |

Lanjutan Tabel/*Continued Table* 5.1.13

| Kecamatan Subdistrict | Pepaya/Papaya | | Petai/ Twisted Cluster Bean | |
|--------------------------|---------------|------------|-----------------------------|------------|
| | 2019 | 2020 | 2019 | 2020 |
| (1) | (34) | (35) | (36) | (37) |
| Lawe Alas | 12 | 70 | 8 | 31 |
| Babul Rahmah | 68 | 56 | 20 | 15 |
| Tanoh Alas | 4 | 27 | 4 | 7 |
| Lawe Sigala-gala | 12 | 56 | - | - |
| Babul Makmur | 12 | 31 | 4 | 5 |
| Semadam | 120 | 110 | 4 | 9 |
| Leuser | 84 | 56 | 28 | 21 |
| Bambel | 52 | 51 | - | 10 |
| Bukit Tusam | 40 | 70 | 4 | 17 |
| Lawe Sumur | 8 | 54 | 4 | 10 |
| Babussalam | 12 | 43 | - | 1 |
| Lawe Bulan | 32 | 32 | 52 | 51 |
| Badar | 88 | 84 | - | 100 |
| Darul Hasanah | 20 | 60 | - | 150 |
| Ketambe | 20 | 60 | - | 100 |
| Deleng Pokhkisen | 12 | 31 | 4 | 102 |
| Aceh Tenggara | 596 | 891 | 132 | 629 |

Lanjutan Tabel/*Continued Table* 5.1.13

| Kecamatan Subdistrict | Pisang/ <i>Banana</i> | | Rambutan/ <i>Rambutan</i> | |
|--------------------------|-----------------------|---------------|---------------------------|--------------|
| | 2019 | 2020 | 2019 | 2020 |
| (1) | (38) | (39) | (40) | (41) |
| Lawe Alas | 116 | 850 | - | 133 |
| Babul Rahmah | 1 462 | 3 300 | 40 | 80 |
| Tanoh Alas | 20 | 467 | 8 | 104 |
| Lawe Sigala-gala | 16 | 344 | 100 | 350 |
| Babul Makmur | 24 | 227 | - | 60 |
| Semadam | 248 | 944 | 516 | 558 |
| Leuser | 1 000 | 875 | 20 | 100 |
| Bambel | 240 | 545 | 100 | 250 |
| Bukit Tusam | 80 | 390 | 450 | 1 100 |
| Lawe Sumur | 40 | 232 | 8 | 224 |
| Babussalam | 20 | 185 | - | 40 |
| Lawe Bulan | 252 | 626 | - | 200 |
| Badar | 680 | 990 | - | 500 |
| Darul Hasanah | 24 | 562 | - | 1 000 |
| Ketambe | 12 | 806 | 4 | 1 602 |
| Deleng Pokhkisen | 18 | 715 | 40 | 770 |
| Aceh Tenggara | 4 252 | 12 058 | 1 286 | 7 071 |

Lanjutan Tabel/Continued Table 5.1.13

| Kecamatan Subdistrict | Salak/Snakefruit | | Sawo/ Sapodilla/Sawo | |
|--------------------------|------------------|---------------|----------------------|------------|
| | 2019 | 2020 | 2019 | 2020 |
| (1) | (42) | (43) | (44) | (45) |
| Lawe Alas | - | - | - | 8 |
| Babul Rahmah | - | - | 28 | 19 |
| Tanoh Alas | - | - | - | 2 |
| Lawe Sigala-gala | - | - | - | 20 |
| Babul Makmur | - | - | - | 5 |
| Semadam | - | - | 48 | 34 |
| Leuser | - | - | 28 | 15 |
| Bambel | - | - | 8 | 26 |
| Bukit Tusam | - | - | 80 | 115 |
| Lawe Sumur | - | - | - | 22 |
| Babussalam | - | - | - | 20 |
| Lawe Bulan | - | - | 36 | 28 |
| Badar | 340 | 4 920 | 28 | 54 |
| Darul Hasanah | - | - | - | 50 |
| Ketambe | 8 | 5 404 | - | 25 |
| Deleng Pokhkisen | 8 | 464 | - | 25 |
| Aceh Tenggara | 356 | 10 788 | 256 | 468 |

Lanjutan Tabel/*Continued Table* 5.1.13

| Kecamatan Subdistrict | Sirsak/ Soursop | | Sukun/ Breadfruit | |
|--------------------------|-----------------|------------|-------------------|------------|
| | 2019 | 2020 | 2019 | 2020 |
| (1) | (46) | (47) | (48) | (49) |
| Lawe Alas | 4 | 18 | 4 | 13 |
| Babul Rahmah | 24 | 13 | 8 | 9 |
| Tanoh Alas | - | 50 | - | 5 |
| Lawe Sigala-gala | 4 | 11 | - | 18 |
| Babul Makmur | - | 5 | 4 | 5 |
| Semadam | 12 | 16 | - | 2 |
| Leuser | 8 | 14 | 28 | 19 |
| Bambel | | 12 | 32 | 28 |
| Bukit Tusam | 16 | 14 | - | 20 |
| Lawe Sumur | - | 16 | - | 15 |
| Babussalam | 4 | 7 | - | 4 |
| Lawe Bulan | 20 | 20 | 12 | 21 |
| Badar | 20 | 30 | 60 | 55 |
| Darul Hasanah | 4 | 32 | - | 20 |
| Ketambe | - | 20 | - | 25 |
| Deleng Pokhkisen | - | 25 | - | 20 |
| Aceh Tenggara | 116 | 303 | 148 | 279 |

Sumber/Source: BPS, Statistik Pertanian Hortikultura SPH-BST/BPS-Statistics Indonesia, Agricultural Statistic for Horticulture SPH-BST

Tabel
Table 5.1.14

**Produksi Buah–Buahan dan Sayuran Tahunan Menurut
 Jenis Tanaman di Kabupaten Aceh Tenggara (kuintal),
 2017–2020**
*Production of Annual Fruits and Vegetables by Kind of Plant
 in Aceh Tenggara Regency (kuintal), 2017–2020*

| Jenis Tanaman <i>Kind of Plants</i> | 2018 | 2019 | 2020 |
|--|-------|-------|--------|
| (1) | (3) | (4) | (5) |
| Alpukat/ <i>Avocado</i> | 197 | 560 | 959 |
| Apel/ <i>Apple</i> | - | - | - |
| Belimbing/ <i>Star Fruit</i> | - | - | - |
| Duku/Langsar/ <i>Kokosan/ Duku</i> | 15 | 2 014 | 2 738 |
| Durian/ <i>Durian</i> | 415 | 3 522 | 6 058 |
| Jambu Air/ <i>Water Apple</i> | 59 | 72 | 592 |
| Jambu Biji/ <i>Guava</i> | 115 | 204 | 487 |
| Jengkol/ <i>Jengkol</i> | - | - | 187 |
| Jeruk Besar/ <i>Pomelo</i> | 46 | 64 | 91 |
| Jeruk Siam/Keprak/ <i>Orange/Tangerine</i> | - | - | - |
| Mangga/ <i>Mango</i> | 1 939 | 1 612 | 6 219 |
| Manggis/ <i>Mangosteen</i> | 1 371 | 2 100 | 2 774 |
| Markisa/Konyal/ <i>Passion fruit</i> | - | - | - |
| Melinjo/ <i>Gnetum/Melinjo</i> | 7 | 20 | 699 |
| Nangka/Cempedak/ <i>Jackfruit</i> | 208 | 488 | 1 064 |
| Nenas/ <i>Pineapple</i> | 11 | 28 | 41 |
| Pepaya/ <i>Papaya</i> | 393 | 596 | 891 |
| Petai/ <i>Twisted Cluster Bean</i> | 102 | 132 | 629 |
| Pisang/ <i>Banana</i> | 1 863 | 4 252 | 12 058 |
| Rambutan/ <i>Rambutan</i> | 183 | 1 286 | 7 071 |
| Salak/ <i>Snakefruit</i> | 257 | 356 | 10 788 |
| Sawo/ <i>Sapodilla/Sawo</i> | 103 | 256 | 468 |
| Sirsak/ <i>Soursop</i> | 80 | 116 | 303 |
| Sukun/ <i>Breadfruit</i> | 88 | 148 | 279 |

 Sumber/Source: BPS, Statistik Pertanian Hortikultura SPH-BST/BPS-Statistics Indonesia, *Agricultural Statistic for Horticulture SPH-BST*

5.2 TANAMAN PANGAN FOOD CROPS

Tabel 5.2.1 Luas Penggunaan Lahan Sawah (Hektar) Menurut Kecamatan di Kabupaten Aceh Tenggara, 2019
Area of Use of Rice Fields (Hectares) by Subdistrict in Aceh Tenggara Regency, 2019

| Kecamatan Subdistrict | Ditanami Padi <i>be planted</i> | | | Jumlah Total |
|--------------------------|------------------------------------|--------------------------|-------------------------------------|-----------------|
| | Satu Kali <i>one time</i> | Dua Kali <i>twice</i> | ≥ Tiga Kali <i>≥ three times</i> | |
| (1) | (2) | (3) | (4) | (5) |
| Lawe Alas | 690,0 | 206,0 | 0,0 | 896,0 |
| Babul Rahmah | 320,0 | 102,0 | 0,0 | 422,0 |
| Tanoh Alas | 125,0 | 90,0 | 0,0 | 215,0 |
| Lawe Sigala-gala | 981,0 | 75,0 | 0,0 | 1 056,0 |
| Babul Makmur | 474,0 | 415,0 | 0,0 | 889,0 |
| Semadam | 900,0 | 36,0 | 0,0 | 936,0 |
| Leuser | 0,0 | 0,0 | 0,0 | 0,0 |
| Bambel | 614,0 | 114,0 | 0,0 | 728,0 |
| Bukit Tusam | 720,0 | 74,0 | 0,0 | 794,0 |
| Lawe Sumur | 400,0 | 210,0 | 0,0 | 610,0 |
| Babussalam | 250,0 | 60,0 | 0,0 | 310,0 |
| Lawe Bulan | 510,0 | 113,0 | 0,0 | 623,0 |
| Badar | 200,0 | 28,0 | 0,0 | 228,0 |
| Darul Hasanah | 196,0 | 207,0 | 0,0 | 403,0 |
| Ketambe | 60,0 | 20,0 | 0,0 | 80,0 |
| Deleng Pokhkisen | 400,0 | 188,0 | 0,0 | 588,0 |
| Aceh Tenggara | 6 840,0 | 1 938,0 | 0,0 | 8 778,0 |

Sumber/Source: Kementerian Agraria dan Tata Ruang/ Badan Pertanahan Nasional/ Ministry of Agrarian Affairs and Spatial Planning / National Land Agency

Tabel
Table 5.2.2

Luas Panen, Produktivitas, dan Produksi Padi Menurut Kecamatan (hektar) di Kabupaten Aceh Tenggara, 2019-2020
Harvested Area, Productivity, and Rice Production According to Subdistrict (hectare) in Aceh Tenggara Regency, 2019-2020

| Kecamatan Subdistrict | 2019 | | |
|--------------------------|--|--|-----------------------------------|
| | Luas Panen (ha) Harvested Area (ha) | Produktivitas (ton/ha) Productivity (ton/ha) | Produksi(ton) Production (ton) |
| (1) | (2) | (3) | (4) |
| Lawe Alas | ... | ... | ... |
| Babul Rahmah | ... | ... | ... |
| Tanoh Alas | ... | ... | ... |
| Lawe Sigala-gala | ... | ... | ... |
| Babul Makmur | ... | ... | ... |
| Semadam | ... | ... | ... |
| Leuser | ... | ... | ... |
| Bambel | ... | ... | ... |
| Bukit Tusam | ... | ... | ... |
| Lawe Sumur | ... | ... | ... |
| Babussalam | ... | ... | ... |
| Lawe Bulan | ... | ... | ... |
| Badar | ... | ... | ... |
| Darul Hasanah | ... | ... | ... |
| Ketambe | ... | ... | ... |
| Deleng Pokhkisen | ... | ... | ... |
| Aceh Tenggara | 10 590 | 6,64 | 70 313 |

Sumber/Source: BPS, Hasil Survei Kerangka Sampel Area (KSA)/BPS-Statistics Indonesia, Results of the Area Sampling Framework (KSA) Survey

Lanjutan Tabel/Continued Table 5.2.2

| Kecamatan Subdistrict | 2020* | | |
|--------------------------|--|--|-----------------------------------|
| | Luas Panen (ha) Harvested Area (ha) | Produktivitas (ton/ha) Productivity (ton/ha) | Produksi(ton) Production (ton) |
| (1) | (2) | (3) | (4) |
| Lawe Alas | ... | ... | ... |
| Babul Rahmah | ... | ... | ... |
| Tanoh Alas | ... | ... | ... |
| Lawe Sigala-gala | ... | ... | ... |
| Babul Makmur | ... | ... | ... |
| Semadam | ... | ... | ... |
| Leuser | ... | ... | ... |
| Bambel | ... | ... | ... |
| Bukit Tusam | ... | ... | ... |
| Lawe Sumur | ... | ... | ... |
| Babussalam | ... | ... | ... |
| Lawe Bulan | ... | ... | ... |
| Badar | ... | ... | ... |
| Darul Hasanah | ... | ... | ... |
| Ketambe | ... | ... | ... |
| Deleng Pokhkisen | ... | ... | ... |
| Aceh Tenggara | 10 505 | 5,76 | 60 516 |

Catatan/Note: * Angka sementara/ Preliminary figures

Sumber/Source: BPS, Hasil Survei Kerangka Sampel Area (KSA)/BPS-Statistics Indonesia, Results of the Area Sampling Framework (KSA) Survey

**5.3 PERKEBUNAN
ESTATE CROPS**

Tabel 5.3.1 Luas Areal Tanaman Perkebunan Menurut Kecamatan dan Jenis Tanaman di Kabupaten Aceh Tenggara (ha), 2019
Planted Area of Estate Crops by Subdistrict and Type of Crops in Aceh Tenggara Regency (ha), 2019

| Kecamatan Subdistrict | Kelapa Sawit Oil Palm | Kelapa Coconut | Karet Rubber |
|--------------------------|--------------------------|-------------------|-----------------|
| (1) | (2) | (3) | (4) |
| Lawe Alas | 257 | 320 | 359 |
| Babul Rahmah | 347 | 26 | 233 |
| Tanoh Alas | 411 | 88 | 260 |
| Lawe Sigala-gala | 336 | 32 | 162 |
| Babul Makmur | 375 | 33 | 195 |
| Semadam | 80 | 45 | 162 |
| Leuser | 669 | 26 | 94 |
| Bambel | 60 | 98 | 260 |
| Bukit Tusam | 18 | 70 | 70 |
| Lawe Sumur | - | 18 | 257 |
| Babussalam | 3 | 150 | 165 |
| Lawe Bulan | - | 89 | 63 |
| Badar | 2 | 320 | 926 |
| Darul Hasanah | 78 | 108 | 1 523 |
| Ketambe | 22 | 89 | 1 385 |
| Deleng Pokhkisen | - | 72 | 168 |
| Aceh Tenggara | 2 658 | 1 583 | 6 282 |

Lanjutan Tabel/*Continued Table* 5.3.1

| Kecamatan <i>Subdistrict</i> | Kopi <i>Coffee</i> | Kakao <i>Cocoa</i> | Tebu <i>Sugar cane</i> |
|---------------------------------|-----------------------|-----------------------|---------------------------|
| (1) | (5) | (6) | (7) |
| Lawe Alas | 84 | 1 450 | - |
| Babul Rahmah | 7 | 883 | 1 |
| Tanoh Alas | 4 | 705 | 1 |
| Lawe Sigala-gala | - | 1 438 | 6 |
| Babul Makmur | - | 1 238 | - |
| Semadam | - | 1 116 | - |
| Leuser | 16 | 1 304 | 1 |
| Bambel | 24 | 1 262 | 4 |
| Bukit Tusam | 1 | 1 171 | 2 |
| Lawe Sumur | 4 | 1 182 | - |
| Babussalam | 10 | 1 278 | 1 |
| Lawe Bulan | 8 | 1 272 | 2 |
| Badar | 27 | 1 252 | 1 |
| Darul Hasanah | 43 | 1 634 | 2 |
| Ketambe | 131 | 2 347 | 6 |
| Deleng Pokhkisen | 19 | 1 473 | 16 |
| Aceh Tenggara | 378 | 21 005 | 42 |

Lanjutan Tabel/*Continued Table 5.3.1*

| Kecamatan <i>Subdistrict</i> | Teh <i>Tea</i> | Tembakau <i>Tobacco</i> | Kemiri <i>Candlenut</i> |
|---------------------------------|-------------------|----------------------------|----------------------------|
| (1) | (8) | (9) | (10) |
| Lawe Alas | - | - | 347 |
| Babul Rahmah | - | - | 156 |
| Tanoh Alas | - | - | 98 |
| Lawe Sigala-gala | - | - | 145 |
| Babul Makmur | - | - | 94 |
| Semadam | - | - | 251 |
| Leuser | - | - | 320 |
| Bambel | - | - | 328 |
| Bukit Tusam | - | - | 35 |
| Lawe Sumur | - | - | 71 |
| Babussalam | - | - | 7 |
| Lawe Bulan | - | - | 14 |
| Badar | - | - | 40 |
| Darul Hasanah | - | - | 216 |
| Ketambe | - | 20 | 393 |
| Deleng Pokhkisen | - | - | 63 |
| Aceh Tenggara | - | 20 | 2 577 |

Lanjutan Tabel/*Continued Table* 5.3.1

| Kecamatan <i>Subdistrict</i> | Aren <i>Aren</i> | Lada <i>Pepper</i> | Cengkeh <i>Clove</i> |
|---------------------------------|---------------------|-----------------------|-------------------------|
| (1) | (11) | (12) | (13) |
| Lawe Alas | 89 | 13 | 18 |
| Babul Rahmah | 18 | - | - |
| Tanoh Alas | 14 | - | - |
| Lawe Sigala-gala | 23 | - | 6 |
| Babul Makmur | 77 | 2 | - |
| Semadam | 110 | - | - |
| Leuser | 11 | 20 | 3 |
| Bambel | 23 | - | - |
| Bukit Tusam | 28 | 15 | - |
| Lawe Sumur | 15 | - | - |
| Babussalam | 18 | - | - |
| Lawe Bulan | 48 | - | - |
| Badar | 34 | 3 | - |
| Darul Hasanah | 22 | 1 | - |
| Ketambe | 23 | 11 | - |
| Deleng POKHKISEN | 51 | - | - |
| Aceh Tenggara | 604 | 65 | 27 |

Lanjutan Tabel/*Continued Table* 5.3.1

| Kecamatan <i>Subdistrict</i> | Pala <i>Nutmeg</i> | Pinang <i>Areca nut</i> | Kapuk <i>Kapok</i> |
|---------------------------------|-----------------------|----------------------------|-----------------------|
| (1) | (14) | (15) | (16) |
| Lawe Alas | 12 | 246 | 1 |
| Babul Rahmah | 2 | 105 | 1 |
| Tanoh Alas | 2 | 100 | 1 |
| Lawe Sigala-gala | 8 | 31 | 7 |
| Babul Makmur | - | 9 | 1 |
| Semadam | 7 | 167 | 1 |
| Leuser | - | 11 | 1 |
| Bambel | 1 | 21 | 7 |
| Bukit Tusam | 2 | 28 | 1 |
| Lawe Sumur | - | 21 | 10 |
| Babussalam | - | 16 | 1 |
| Lawe Bulan | 1 | 39 | 1 |
| Badar | - | 77 | 1 |
| Darul Hasanah | - | 78 | 1 |
| Ketambe | 2 | 241 | 1 |
| Deleng Pokhkisen | - | 40 | 1 |
| Aceh Tenggara | 37 | 1230 | 37 |

Lanjutan Tabel/*Continued Table* 5.3.1

| Kecamatan <i>Subdistrict</i> | Sagu <i>Sago</i> | Kayu Manis <i>Cinnamon</i> | Gambir <i>Gambier</i> |
|---------------------------------|---------------------|-------------------------------|--------------------------|
| (1) | (17) | (18) | (19) |
| Lawe Alas | 36 | - | - |
| Babul Rahmah | 2 | - | - |
| Tanoh Alas | 10 | - | - |
| Lawe Sigala-gala | 12 | - | - |
| Babul Makmur | - | - | - |
| Semadam | 1 | - | - |
| Leuser | - | - | - |
| Bambel | 8 | - | - |
| Bukit Tusam | 10 | 2 | - |
| Lawe Sumur | - | - | - |
| Babussalam | 1 | - | - |
| Lawe Bulan | 8 | - | - |
| Badar | - | - | - |
| Darul Hasanah | 2 | - | 32 |
| Ketambe | 2 | 3 | - |
| Deleng Pokhkisen | 12 | - | 1 |
| Aceh Tenggara | 103 | 5 | 33 |

Lanjutan Tabel/*Continued Table* 5.3.1

| Kecamatan <i>Subdistrict</i> | Nilam <i>patchouli</i> | Sere Wangi <i>Lemongrass</i> | Jambu Mente <i>cashew</i> |
|---------------------------------|---------------------------|---------------------------------|------------------------------|
| (1) | (20) | (21) | (22) |
| Lawe Alas | 65 | 10 | - |
| Babul Rahmah | 6 | - | - |
| Tanoh Alas | 10 | - | - |
| Lawe Sigala-gala | 8 | - | - |
| Babul Makmur | - | - | - |
| Semadam | - | - | - |
| Leuser | 41 | 10 | - |
| Bambel | 5 | 5 | - |
| Bukit Tusam | 2 | - | - |
| Lawe Sumur | - | - | - |
| Babussalam | 10 | - | - |
| Lawe Bulan | - | 8 | - |
| Badar | - | - | - |
| Darul Hasanah | 8 | - | - |
| Ketambe | 55 | 315 | - |
| Deleng Pokhkisen | - | - | - |
| Aceh Tenggara | 210 | 348 | - |

Sumber/*Source*: Dinas Pertanian Kabupaten Aceh Tenggara/*Agriculture office Of Aceh Tenggara Regency*

Tabel
Table 5.3.2

Produksi Tanaman Perkebunan Menurut Kecamatan dan Jenis Tanaman di Kabupaten Aceh Tenggara (ha), 2019
Production of Estate Crops by Subdistrict and Type of Crops in Aceh Tenggara Regency (ha), 2019

| Kecamatan Subdistrict | Kelapa Sawit Oil Palm | Kelapa Coconut | Karet Rubber |
|--------------------------|--------------------------|-------------------|-----------------|
| (1) | (2) | (3) | (4) |
| Lawe Alas | 467 | 195 | 252 |
| Babul Rahmah | 535 | 19 | 48 |
| Tanoh Alas | 694 | 45 | 172 |
| Lawe Sigala-gala | 351 | 20 | 79 |
| Babul Makmur | 967 | 22 | 79 |
| Semadam | 135 | 11 | 10 |
| Leuser | 1 048 | 8 | 46 |
| Bambel | 108 | 62 | 173 |
| Bukit Tusam | 41 | 45 | 34 |
| Lawe Sumur | - | 9 | 92 |
| Babussalam | 8 | 23 | 124 |
| Lawe Bulan | - | 45 | 23 |
| Badar | 5 | 90 | 490 |
| Darul Hasanah | 178 | 24 | 429 |
| Ketambe | 59 | 13 | 738 |
| Deleng Pokhkisen | - | 20 | 101 |
| Aceh Tenggara | 4 595 | 649 | 2 891 |

Lanjutan Tabel/Continued Table 5.3.2

| Kecamatan Subdistrict | Kopi Coffee | Kakao Cocoa | Tebu Sugar cane |
|--------------------------|----------------|----------------|--------------------|
| (1) | (5) | (6) | (7) |
| Lawe Alas | 42 | 1 047 | - |
| Babul Rahmah | 3 | 381 | 1 |
| Tanoh Alas | - | 489 | 1 |
| Lawe Sigala-gala | - | 571 | 3 |
| Babul Makmur | - | 782 | - |
| Semadam | - | 496 | - |
| Leuser | 5 | 619 | - |
| Bambel | 13 | 647 | 2 |
| Bukit Tusam | 1 | 607 | 1 |
| Lawe Sumur | - | 512 | - |
| Babussalam | 2 | 505 | - |
| Lawe Bulan | - | 631 | 1 |
| Badar | 18 | 616 | - |
| Darul Hasanah | 21 | 789 | - |
| Ketambe | 29 | 1 161 | 3 |
| Deleng POKHKISEN | 10 | 636 | 8 |
| Aceh Tenggara | 144 | 10 491 | 19 |

Lanjutan Tabel/*Continued Table* 5.3.2

| Kecamatan <i>Subdistrict</i> | Teh <i>Tea</i> | Tembakau <i>Tobacco</i> | Kemiri <i>Candlenut</i> |
|---------------------------------|-------------------|----------------------------|----------------------------|
| (1) | (8) | (9) | (10) |
| Lawe Alas | - | - | 194 |
| Babul Rahmah | - | - | 109 |
| Tanoh Alas | - | - | 48 |
| Lawe Sigala-gala | - | - | 49 |
| Babul Makmur | - | - | 52 |
| Semadam | - | - | 123 |
| Leuser | - | - | 123 |
| Bambel | - | - | 138 |
| Bukit Tusam | - | - | 21 |
| Lawe Sumur | - | - | 39 |
| Babussalam | - | - | 4 |
| Lawe Bulan | - | - | 10 |
| Badar | - | - | 14 |
| Darul Hasanah | - | - | 130 |
| Ketambe | - | 4 | 188 |
| Deleng Pokhkisen | - | - | 44 |
| Aceh Tenggara | - | 4 | 1 282 |

Lanjutan Tabel/Continued Table 5.3.2

| Kecamatan Subdistrict | Aren Aren | Lada Pepper | Cengkeh Clove |
|--------------------------|--------------|----------------|------------------|
| (1) | (11) | (12) | (13) |
| Lawe Alas | 28 | 4 | 2 |
| Babul Rahmah | 11 | - | - |
| Tanoh Alas | 6 | - | - |
| Lawe Sigala-gala | 11 | - | 2 |
| Babul Makmur | 54 | - | - |
| Semadam | 63 | - | - |
| Leuser | 8 | 4 | - |
| Bambel | 13 | - | - |
| Bukit Tusam | 16 | 4 | - |
| Lawe Sumur | 10 | - | - |
| Babussalam | 12 | - | - |
| Lawe Bulan | 20 | - | - |
| Badar | 13 | - | - |
| Darul Hasanah | 15 | - | - |
| Ketambe | 15 | 2 | - |
| Deleng Pokhkisen | 29 | - | - |
| Aceh Tenggara | 323 | 14 | 4 |

Lanjutan Tabel/*Continued Table* 5.3.2

| Kecamatan <i>Subdistrict</i> | Pala <i>Nutmeg</i> | Pinang <i>Areca nut</i> | Kapuk <i>Kapok</i> |
|---------------------------------|-----------------------|----------------------------|-----------------------|
| (1) | (14) | (15) | (16) |
| Lawe Alas | 4 | 81 | - |
| Babul Rahmah | 1 | 24 | - |
| Tanoh Alas | 1 | 18 | - |
| Lawe Sigala-gala | 2 | 7 | 4 |
| Babul Makmur | - | 2 | - |
| Semadam | 2 | 59 | - |
| Leuser | - | - | 1 |
| Bambel | - | 5 | 5 |
| Bukit Tusam | 1 | 5 | 1 |
| Lawe Sumur | - | 7 | 7 |
| Babussalam | - | 3 | 1 |
| Lawe Bulan | - | 13 | 1 |
| Badar | - | 17 | - |
| Darul Hasanah | - | 12 | - |
| Ketambe | - | 70 | 1 |
| Deleng POKHKISEN | - | 12 | 1 |
| Aceh Tenggara | 11 | 335 | 22 |

Lanjutan Tabel/Continued Table 5.3.2

| Kecamatan Subdistrict | Sagu Sago | Kayu Manis Cinnamon | Gambir Gambier |
|--------------------------|--------------|------------------------|-------------------|
| (1) | (17) | (18) | (19) |
| Lawe Alas | 13 | - | - |
| Babul Rahmah | 1 | - | - |
| Tanoh Alas | 4 | - | - |
| Lawe Sigala-gala | 6 | - | - |
| Babul Makmur | - | - | - |
| Semadam | 1 | - | - |
| Leuser | - | - | - |
| Bambel | 2 | - | - |
| Bukit Tusam | 5 | 1 | - |
| Lawe Sumur | - | - | - |
| Babussalam | - | - | - |
| Lawe Bulan | 4 | - | - |
| Badar | - | - | - |
| Darul Hasanah | 1 | - | 32 |
| Ketambe | 1 | 2 | - |
| Deleng Pokhkisen | 5 | - | 1 |
| Aceh Tenggara | 44 | 3 | 33 |

Lanjutan Tabel/Continued Table 5.3.2

| Kecamatan <i>Subdistrict</i> | Nilam <i>patchouli</i> | Sere Wangi <i>Lemongrass</i> | Jambu Mente <i>cashew</i> |
|---------------------------------|---------------------------|---------------------------------|------------------------------|
| (1) | (20) | (21) | (22) |
| Lawe Alas | 23 | 2 | - |
| Babul Rahmah | 2 | - | - |
| Tanoh Alas | 4 | - | - |
| Lawe Sigala-gala | 3 | - | - |
| Babul Makmur | - | - | - |
| Semadam | - | - | - |
| Leuser | 14 | 2 | - |
| Bambel | 2 | 1 | - |
| Bukit Tusam | 1 | - | - |
| Lawe Sumur | - | - | - |
| Babussalam | 4 | - | - |
| Lawe Bulan | - | 1 | - |
| Badar | - | - | - |
| Darul Hasanah | 3 | - | - |
| Ketambe | 19 | 47 | - |
| Deleng Pokhkisen | - | - | - |
| Aceh Tenggara | 74 | 53 | - |

Sumber/Source: Dinas Pertanian Kabupaten Aceh Tenggara/Agriculture office Of Aceh Tenggara Regency

**5.4 PERIKANAN
FISHERY**

Tabel 5.4.1 Luas Areal, Klasifikasi dan Produksi Budidaya Ikan Menurut Kecamatan di Kabupaten Aceh Tenggara, 2020
Table 5.4.1 Area, Classification and Production of Fish Cultivation by Subdistrict in Aceh Tenggara Regency, 2020

| Kecamatan Subdistrict | Klasifikasi Classification | Luas Area (Hektar) Areal (Ha) | | Produksi Production (Ton) |
|--------------------------|-------------------------------|----------------------------------|--------------------------------------|---------------------------------|
| | | Luas Keseluruhan Total Areal | Luas yang di gunakan Area Used | |
| (1) | (2) | (3) | (4) | (5) |
| Lawe Alas | Kolam Air Tenang | 37,00 | 27,00 | 32,0 |
| Babul Rahmah | Kolam Air Tenang | 28,10 | 8,00 | 3,0 |
| Tanoh Alas | Kolam Air Tenang | 31,51 | 15,00 | 3,0 |
| Lawe Sigala-gala | Kolam Air Tenang | 13,00 | 10,00 | 6,0 |
| Babul Makmur | Kolam Air Tenang | 4,00 | 2,00 | 4,0 |
| Semadam | Kolam Air Tenang | 2,00 | 2,00 | 6,0 |
| Leuser | Kolam Air Tenang | 10,06 | 2,00 | 4,0 |
| Bambel | Kolam Air Tenang | 20,00 | 8,00 | 14,0 |
| Bukit Tusam | Kolam Air Tenang | 5,00 | 3,00 | 8,0 |
| Lawe Sumur | Kolam Air Tenang | 35,00 | 18,71 | 150,0 |
| Babussalam | Kolam Air Tenang | 10,00 | 5,00 | 26,0 |
| Lawe Bulan | Kolam Air Tenang | 154,00 | 104,00 | 700,0 |
| Badar | Kolam Air Tenang | 73,92 | 20,50 | 8,0 |
| Darul Hasanah | Kolam Air Tenang | 150,00 | 50,00 | 150,0 |
| Ketambe | Kolam Air Tenang | 44,49 | 31,99 | 37,0 |
| Deleng Pokhkisen | Kolam Air Tenang | 90,50 | 86,00 | 580,5 |
| | Kolam Air Deras | 0,50 | 0,50 | 4,0 |
| Aceh Tenggara | | 709,08 | 393,7 | 1 735,5 |

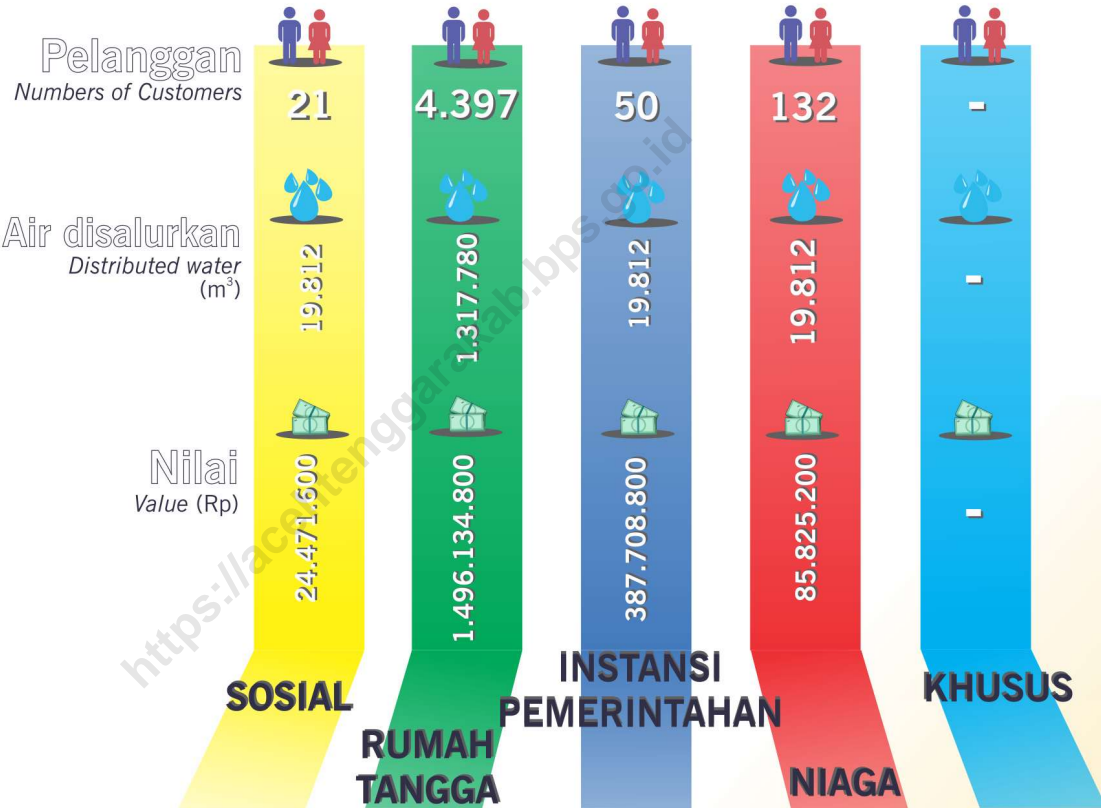
Sumber/Source: Dinas Perikanan Kabupaten Aceh Tenggara/Fishery Services Of Aceh Tenggara Regency

Tabel
Table 5.4.2**Jumlah Rumah Tangga Perikanan (RTP) dan Pembudidaya Ikan Menurut Kecamatan di Kabupaten Aceh Tenggara, 2020**
Number of Fishery Households (RTP) and Fish Cultivators by Subdistrict in Aceh Tenggara Regency, 2020

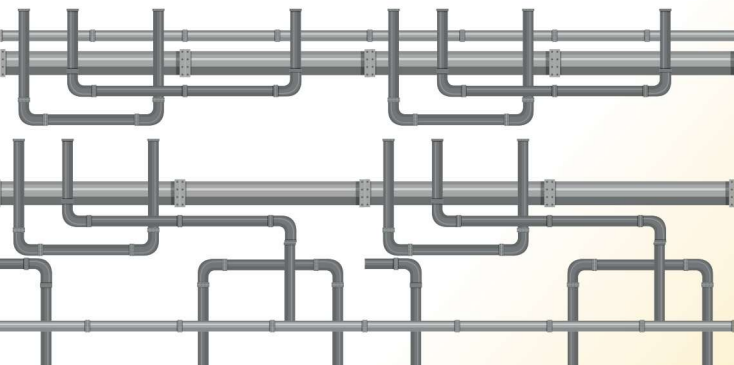
| Kecamatan Subdistrict | Klasifikasi Classification | Rumah Tangga Perikanan (Unit) Household of Fishery (Unit) | Pembudidaya (Jiwa) fish cultivators (Person) |
|----------------------------------|---------------------------------------|--|---|
| (1) | (2) | (3) | (4) |
| Lawe Alas | Kolam Air Tenang | 150 | 250 |
| Babul Rahmah | Kolam Air Tenang | 25 | 100 |
| Tanoh Alas | Kolam Air Tenang | 30 | 110 |
| Lawe Sigala-gala | Kolam Air Tenang | 30 | 110 |
| Babul Makmur | Kolam Air Tenang | 15 | 25 |
| Semadam | Kolam Air Tenang | 5 | 10 |
| Leuser | Kolam Air Tenang | 15 | 50 |
| Bambel | Kolam Air Tenang | 25 | 75 |
| Bukit Tusam | Kolam Air Tenang | 10 | 50 |
| Lawe Sumur | Kolam Air Tenang | 150 | 190 |
| Babussalam | Kolam Air Tenang | 25 | 95 |
| Lawe Bulan | Kolam Air Tenang | 424 | 554 |
| Badar | Kolam Air Tenang | 125 | 225 |
| Darul Hasanah | Kolam Air Tenang | 180 | 290 |
| Ketambe | Kolam Air Tenang | 125 | 325 |
| Deleng Pokhkisen | Kolam Air Tenang | 260 | 378 |
| | Kolam Air Deras | 1 | 1 |
| Aceh Tenggara | | 1 595 | 2 838 |

Sumber/Source: Dinas Perikanan Kabupaten Aceh Tenggara/Fishery Services Of Aceh Tenggara Regency

DISTRIBUSI AIR PDAM TIRTA AGARA TAHUN 2020



Sumber: PDAM Tirta Agara Kutacane



PENJELASAN TEKNIS

1. Pengumpulan data industri besar dan sedang dilakukan melalui Survei Industri Besar dan Sedang yang dilaksanakan setiap tahun secara lengkap (sensus) sejak tahun 1975. Survei Industri Besar dan Sedang mencakup semua perusahaan industri yang mempunyai tenaga kerja 20 orang atau lebih dengan menggunakan kuesioner II A.
2. Klasifikasi industri yang digunakan dalam survei ini berdasar kepada Klasifikasi Baku Lapangan Usaha Indonesia (KBLI). KBLI adalah klasifikasi lapangan usaha yang berdasar kepada International Standard Industrial Classification of All Economic Activities (ISIC) revisi 4 yang telah disesuaikan dengan kondisi Indonesia.
3. Industri manufaktur adalah suatu kegiatan ekonomi yang melakukan kegiatan mengubah suatu barang dasar secara mekanis, kimia, atau dengan tangan sehingga menjadi barang jadi/setengah jadi, dan atau barang yang kurang nilainya menjadi barang yang lebih tinggi nilainya, dan sifatnya lebih dekat kepada pemakai akhir. Termasuk dalam kegiatan ini adalah jasa industri dan pekerjaan perakitan.

TECHNICAL NOTES

1. *Data collection of large and medium scale manufacturing is conducted through The Large and Medium Manufacturing Establishment Survey that has been done annually for all industries (census) since 1975. Large and Medium Manufacturing Establishment Survey covers all manufactures/industries with 20 workers or more by questionnaire II A*
2. *The industrial classification adopted in this survey refers to the Klasifikasi Baku Lapangan Usaha Indonesia (KBLI). KBLI is classification of economic activities based on the International Standard Industrial Classification of All Economic Activities (ISIC rev 4) that has been modified according to the local condition in Indonesia.*
3. *Manufacturing industry is defined as an economic activity processing basic goods mechanically, chemicals or manually into final or intermediate goods. It is also defined as processing of lower value goods into higher value goods as final or intermediate products. The activities also include services for manufacturing and assembling.*

4. Jasa industri adalah kegiatan industri yang melayani keperluan pihak lain. Pada kegiatan ini bahan baku disediakan oleh pihak lain sedangkan pihak pengolah hanya melakukan pengolahannya dengan mendapat imbalan sebagai balas jasa (upah maklon).
 5. Perusahaan atau usaha industri adalah suatu unit (kesatuan) usaha yang melakukan kegiatan ekonomi, bertujuan menghasilkan barang atau jasa, terletak pada suatu bangunan atau lokasi tertentu, dan mempunyai catatan administrasi tersendiri mengenai produksi dan struktur biaya serta ada seorang atau lebih yang bertanggung jawab atas usaha tersebut.
 6. Industri manufaktur dikelompokkan ke dalam 4 golongan berdasarkan banyaknya pekerja, yaitu: industri besar (100 orang pekerja atau lebih), industri sedang/menengah (20–99 orang pekerja), industri kecil (5–19 orang pekerja), dan industri mikro (1–4 orang pekerja).
 7. Pelanggan adalah individu atau kelompok, baik rumah tangga, perusahaan atau institusi non profit yang membeli air bersih dari perusahaan air bersih.
 8. Air disalurkan adalah volume air bersih dari perusahaan air bersih
4. *Services for manufacturing is defined as a manufacturing activity which serving other manufacturing establishments. In this case, raw materials are supplied by others while the workers are paid as a compensation for processing raw materials.*
 5. *A manufacturing establishment is defined as a production unit engaged in economic activity, producing goods or services, located in a building or in a certain location, keeping a business record concerning the production and cost structure, and having a person or more that are responsible to those activities.*
 6. *Manufacturing industries are categorized into four groups, based on the number of employees: large scale manufacturing (100 employees or more), medium scale manufacturing (20–99 employees), small scale manufacturing (5–19 employees), and micro industry (1–4 employees).*
 7. *Customers are individuals or groups, whether household, company or non-profit institutions that buy water supply from water supply establishment.*
 8. *Distributed water is the volume of water supply from water supply establishment.*

ULASAN**DESCRIPTION**

Di Indonesia, industri pengolahan dibagi menjadi tiga kelompok, yaitu industri besar, industri sedang/ menengah, industri kecil mikro. Pengelompokan ini didasarkan pada banyaknya pekerja yang terlibat di dalamnya, tanpa memperhatikan penggunaan mesin produksi ataupun modal yang ditanamkan.

Sebagian besar kebutuhan listrik di Kabupaten Aceh Tenggara dipenuhi oleh PT. Perusahaan Listrik Negara (Persero). Sampai dengan tahun 2020, hampir semua wilayah di Kabupaten Aceh Tenggara telah tersambung dalam jaringan PLN.

Pada tahun 2020 total produksi (kwh) PT. PLN di Kabupaten Aceh Tenggara sebanyak 106.101.397 kwh.

Pada tahun 2020 jumlah Pelanggan PDAM sebanyak 4.600 dengan sebagian besar pelanggan adalah rumah tempat tinggal yaitu 4.397 pelanggan.

In Indonesia, the manufacturing Subdistrict consists of four categories: large, medium, small, and household/ cottage manufacturing industries. This grouping is based on the number of workers involved, regardless of the number of machines used for production or capital.

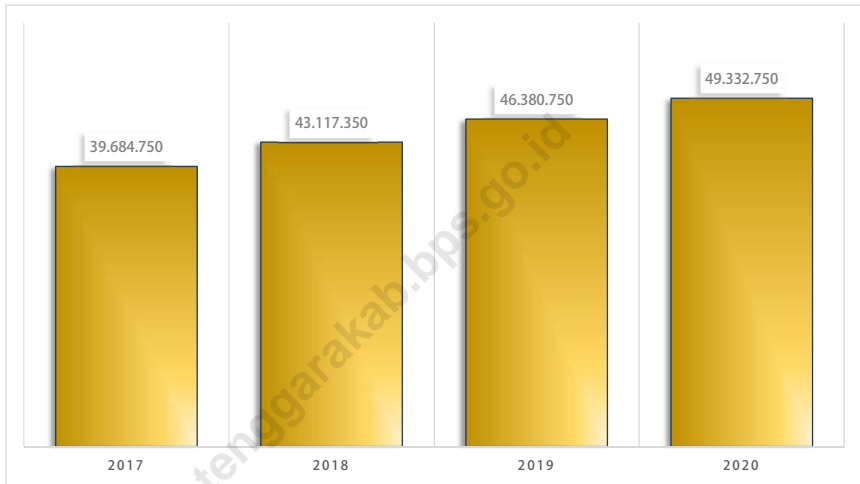
Most of the electricity demand in Aceh Tenggara met by PT. State Electricity Company (Limited). Until 2020 all regions of the Aceh Tenggara has been connected in the grid.

In 2020, number of production (kwh) was 106,101,397 kwh.

In 2020, the number of PDAM customer was 4,600 customers with mostly customer are shelter houses, i.e. 4,397 customers.

Gambar 6.1
Figures

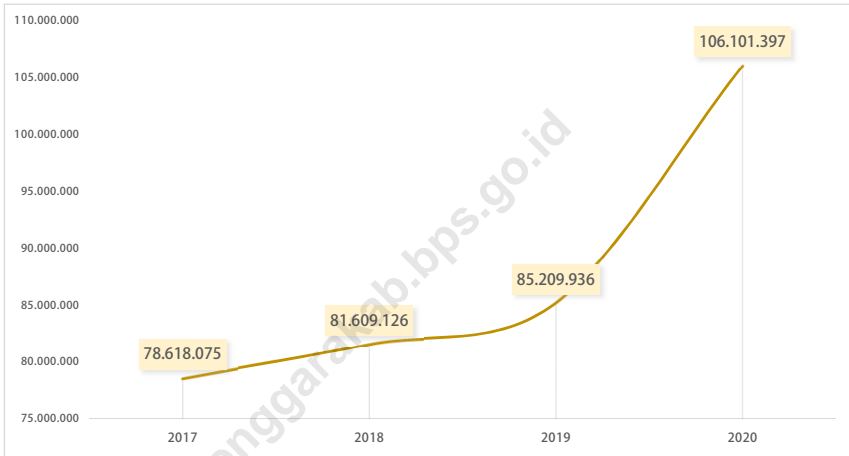
Jumlah Daya Terpasang PT. PLN (Persero) pada Rayon PLN di Kabupaten Aceh Tenggara, 2017 - 2020
Number Installed Electricity Power of PT. PLN (Persero) at PLN Rayon by Subdistrict in Aceh Tenggara Regency, 2017 - 2020



Sumber/Source: PT. PLN (Persero) Rayon Kutacane Kab. Aceh Tenggara/State electricity Company of Aceh Tenggara

Gambar 6.2
Figures

Jumlah Produksi PT. PLN (Persero) pada Rayon PLN di Kabupaten Aceh Tenggara, 2017 - 2020
Total Production of PT. PLN (Persero) at PLN Rayon by Subdistrict in Aceh Tenggara Regency, 2017 - 2020



Sumber/Source: PT. PLN (Persero) Rayon Kutacane Kab. Aceh Tenggara/State electricity Company of Aceh Tenggara

Tabel
Table 6.1

Daya Terpasang, Produksi, dan Distribusi Listrik PT. PLN (Persero) pada Rayon PLN di Kabupaten Aceh Tenggara, 2017 - 2020
Installed Electricity Power, Production, and Distribution of PT. PLN (Persero) at PLN Rayon by Subdistrict in Aceh Tenggara Regency, 2017 - 2020

| Tahun Years | Daya Terpasang Installed Electricity Power (KW) | Produksi Listrik Electricity Production (KWh) | Listrik Terjual Electricity Sold (KWh) | Dipakai Sendiri Own Used (KWh) | Susut/ Hilang Shrinkage/ Lost (KWh) |
|------------------------|--|--|---|---|--|
| (1) | (2) | (3) | (4) | (5) | (6) |
| 2017 | 39 684 750 | 78 618 075 | 63 938 145 | 145 224 | 14 534 707 |
| 2018 | 43 117 350 | 81 609 126 | 67 388 208 | 1 202 558 | 13 018 360 |
| 2019 | 46 380 750 | 85 209 936 | 73 016 493 | 527 025 | 11 666 418 |
| 2020 | 49 332 750 | 106 101 397 | 79 923 865 | 601 179 | 25 576 352 |

Sumber/Source: PT. PLN (Persero) Rayon Kutacane Kab. Aceh Tenggara/State electricity Company of Aceh Tenggara

Tabel
Table 6.2

Jumlah Pelanggan dan Air yang Disalurkan Menurut Jenis Pelanggan di Kabupaten Aceh Tenggara, 2020
Number of Customers and Distributed Water by Type of Customer in Aceh Tenggara Regency, 2020

| Jenis Pelanggan <i>Type of Customer</i> | Pelanggan <i>Number of Customers</i> | Air Disalurkan <i>Distributed Water</i> (m ³) | Nilai <i>Value</i> (Rp) |
|---|--|--|--------------------------------------|
| (1) | (2) | (3) | (4) |
| Sosial/ <i>Social</i> | 21 | 19 812 | 24 471 600 |
| Rumah Tangga/ <i>Household</i> | 4 397 | 1 317 780 | 1 496 134 800 |
| Instansi Pemerintah/ <i>Government</i> | 50 | 189 900 | 387 708 800 |
| Niaga/ <i>Commerce</i> | 132 | 24 132 | 85 825 200 |
| Khusus/ <i>Exclusive</i> | - | - | - |
| Jumlah/Total | 4 600 | 1 551 624 | 1 994 140 400 |

Sumber/Source: PDAM Tirta Agara Kutacane/*Local Water Supply Company Kutacane*

Tabel 6.3 Jumlah Perusahaan dan Tenaga Kerja Industri Kecil/Besar/ Sedang Menurut Klasifikasi Industri di Kabupaten Aceh Tenggara, 2020
Number of Small / Large / Medium Industrial Companies and Workers According to Industry Classification in Aceh Tenggara District, 2020

| Klasifikasi Industri <i>Industrial Classification</i> | Jumlah Perusahaan <i>Establishment</i> | Jumlah Tenaga Kerja <i>Employees</i> |
|--|---|---|
| (1) | (2) | (3) |
| Makanan/ <i>Food</i> | 475 | 998 |
| Minuman/ <i>Beverage</i> | 30 | 45 |
| Pakaian Jadi/ <i>Ready to wear Clothes</i> | 159 | 229 |
| Kayu,Barang dari Kayu dan Gabus/ <i>Wood and Product of Wood and Cork</i> | 38 | 112 |
| Pencetakan dan Reproduksi Media Rekaman/ <i>Printing and Recording Media Reproduction</i> | 30 | 57 |
| Bahan Kimia dan Barang dari Bahan Kimia/ <i>Chemical and Chemical Product</i> | 20 | 68 |
| Furnitur/ <i>Furniture</i> | 4 | 10 |
| Reparasi dan Pemasangan Mesin dan Peralatan/ <i>Repair and Machinery & equipment Installation</i> | 80 | 164 |
| Jumlah/Total | 836 | 1 683 |

Sumber/*Source*: Dinas Perindustrian, Perdagangan dan Pertambangan Kabupaten Aceh Tenggara/*Industrial, Trade and Mining Services of Aceh Tenggara*

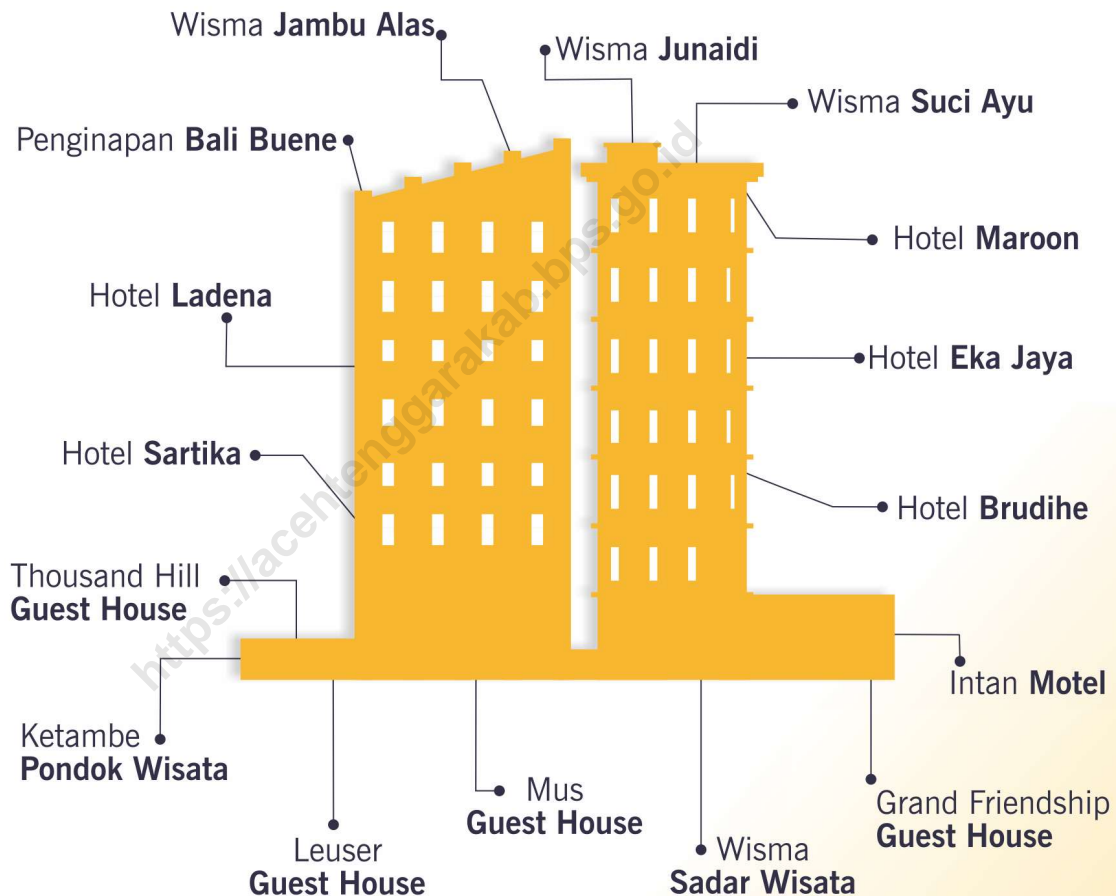
Tabel
Table 6.4

**Jumlah Perusahaan, Tenaga Kerja, investasi dan Nilai
Produksi Industri Kecil/Besar/Sedang Menurut Kecamatan
di Kabupaten Aceh Tenggara, 2020**
*Number of Companies, Labor, Investment and Production
Value of Small / Large / Medium Industries by District in
Aceh Tenggara Regency, 2020*

| Kecamatan Subdistrict | Jumlah Perusahaan Establishment | Jumlah Tenaga Kerja Employees | Investasi Investments (Rupiah) | Nilai Produksi Production Value (Rupiah) |
|----------------------------------|--|--|---|---|
| (1) | (2) | (3) | (4) | (5) |
| Lawe Alas | 187 | 263 | 1 142 620 000 | 7 127 770 000 |
| Babul Rahmah | 62 | 108 | 643 310 000 | 1 657 800 000 |
| Tanoh Alas | 76 | 114 | 497 700 000 | 1 702 500 000 |
| Lawe Sigala-gala | 53 | 83 | 1 308 230 000 | 1 861 600 000 |
| Babul Makmur | 47 | 128 | 1 704 700 000 | 3 188 200 000 |
| Semadam | 45 | 121 | 1 341 300 000 | 2 744 940 000 |
| Leuser | 6 | 8 | 1 550 000 | 494 400 000 |
| Bambel | 81 | 136 | 373 410 000 | 5 483 326 000 |
| Bukit Tusam | 125 | 386 | 232 734 000 | 2 576 760 000 |
| Lawe Sumur | 23 | 102 | 1 320 000 | 2 706 970 000 |
| Babussalam | 45 | 278 | 3 389 380 000 | 7 905 702 000 |
| Lawe Bulan | 178 | 289 | 1 460 575 000 | 10 878 034 000 |
| Badar | 80 | 168 | 1 106 955 000 | 2 835 480 000 |
| Darul Hasanah | 63 | 148 | 835 900 000 | 2 035 500 000 |
| Ketambe | 28 | 23 | 99 240 000 | 327 500 000 |
| Deleng Pokhkisen | 142 | 174 | 79 424 000 | 2 868 280 000 |
| Aceh Tenggara | 1 241 | 2 529 | 14 218 348 000 | 56 394 762 000 |

Sumber/Source: Dinas Perindustrian, Perdagangan dan Pertambangan Kabupaten Aceh Tenggara/Industrial, Trade and Mining Services of Aceh Tenggara

HOTEL & PENGINAPAN DI ACEH TENGGARA TAHUN 2020



Sumber: BPS, Survei Hotel Tahunan (VHTL)

PENJELASAN TEKNIS

1. Wisatawan mancanegara (wisman) ialah setiap pengunjung yang mengunjungi suatu negara di luar tempat tinggalnya, didorong oleh satu atau beberapa keperluan tanpa bermaksud memperoleh penghasilan di tempat yang dikunjungi dan lamanya kunjungan tersebut tidak lebih dari satu tahun (12 bulan). Definisi ini mencakup 2 (dua) kategori wisatawan mancanegara, yaitu :
 - a. Wisatawan (turis) ialah setiap pengunjung seperti definisi di atas yang tinggal paling sedikit 24 jam, akan tetapi tidak lebih dari 1 (satu) tahun di tempat yang dikunjungi, dengan maksud antara lain: berlibur, rekreasi, olah raga, bisnis, menghadiri pertemuan, studi, dan kunjungan dengan alasan kesehatan.
 - b. Excursionist ialah setiap pengunjung seperti definisi di atas yang tinggal kurang dari 24 jam di tempat yang dikunjungi (termasuk "Cruise passengers"). Cruise Passengers ialah setiap pengunjung yang tiba di suatu negara di mana mereka tidak menginap di akomodasi yang tersedia di negara tersebut, misalnya dengan kapal laut.
2. Rata-rata lama tinggal adalah rata-rata waktu tinggal wisatawan mancanegara di Indonesia untuk satu kali kunjungan.

TECHNICAL NOTES

1. *1. An International Visitor is any person visiting a country other than his usual place of residence for any reason other than for earning income in the country visited, and the length of stay is no more than one year (12 months). This definition covers two categories of foreign visitors, namely:*
 - a. *"Tourist" is any visitor staying for at least 24 hours, but no more than one year, in the country visited, with the intention of visiting, and for any of these purposes: Pleasure, recreation and sports, Business, visiting friends and relatives, missions, attending meetings, conferences, visit for health reasons and study.*
 - b. *"Excursionist" is any visitor staying less than 24 hours in the country visited including, "Cruise Passengers", i.e. visitors arriving in a country without staying in any accommodation available in the visited country.*
2. *Average length of stay is the average stay duration of foreign visitor in Indonesia for one trip.*

3. Usaha penyediaan akomodasi adalah usaha yang menyediakan pelayanan penginapan yang dapat dilengkapi dengan pelayanan pariwisata lainnya. Usaha penyediaan akomodasi dapat berupa hotel, vila, pondok wisata, bumi perkemahan, persinggahan karavan, dan akomodasi lainnya yang digunakan untuk tujuan pariwisata.
 4. Hotel adalah penyediaan akomodasi secara harian berupa kamar-kamar di dalam satu bangunan yang dapat dilengkapi dengan jasa pelayanan makan dan minum, kegiatan hiburan dan atau fasilitas lainnya. Hotel terdiri dari hotel berbintang dan hotel non- bintang.
 5. Hotel bintang adalah usaha penyediaan jasa pelayanan penginapan, makan minum serta jasa lainnya bagi umum dengan menggunakan sebagian atau seluruh bangunan. Usaha ini dikelola secara komersial serta memenuhi ketentuan persyaratan sebagai hotel bintang (termasuk berlian) yang ditetapkan dalam surat keputusan instansi yang membinanya. Misalnya hotel bintang lima, hotel bintang empat dan seterusnya.
 6. Tingkat penghunian kamar hotel adalah persentase banyaknya malam kamar yang dihuni
3. *The business of providing accommodation is a business that provides specialty services that can be equipped with other tourism services. It includes hotel, villa, cottage, camping, caravan stop, and other accommodation that are used for tourism purposes.*
 4. *Hotel is a daily supply of accommodation rooms within a building which can be equipped with eating and drinking services, entertainment activities and/or other facilities. Hotel consists of a classified hotel and a non-classified hotel.*
 5. *A star hotel is the business of providing an accommodation, eating and drinking as well as other services for the public by using a building or a part of a building. It is managed commercially and meets specified requirements as a star hotel (including diamonds) set forth in the decree of fostering agency. For example, five star hotel, four star hotel, and so on.*
 6. *Room occupancy rate is the number of room-nights occupied divided by the number of room-*

terhadap banyaknya malam kamar yang tersedia.

nights available, multiplied by 100 percent.

7. Rata-rata lamanya tamu menginap adalah banyaknya malam tempat tidur yang terpakai (malam tamu) dengan banyaknya tamu yang menginap di hotel atau akomodasi lainnya.
7. *Average length of stay is the number of bed-nights used (guest night) divided by the number of guests coming to spend the night at the accommodation.*

<https://acehtenggarakab.bps.go.id>

ULASAN

Hotel dan penginapan di Kabupaten Aceh Tenggara tahun 2020 berjumlah 17. Hanya 1 dari 17 yang berkategori setara hotel bintang 2. Sedangkan lainnya berkategori akomodasi jenis melati, wisma/guest house, motel.

Selain Kecamatan Babussalam, akomodasi lainnya, khususnya kategori wisma/guest house, banyak terdapat di Kecamatan Ketambe.

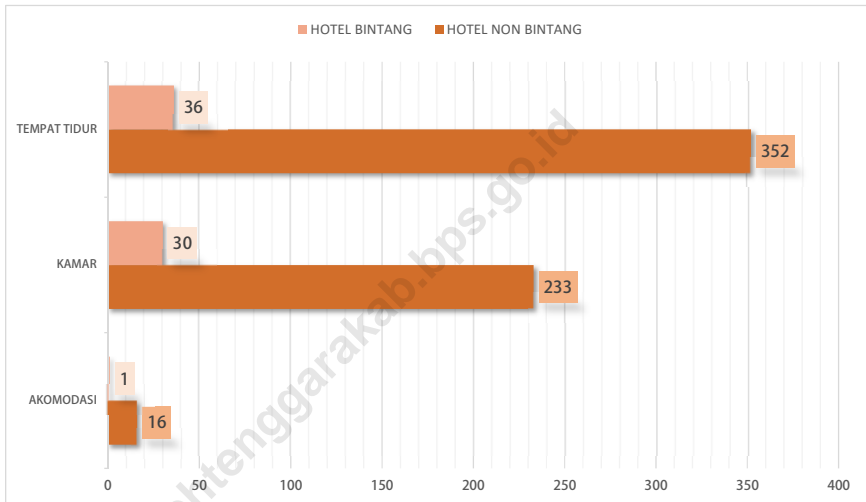
DESCRIPTION

Hotel and hostel in Aceh Tenggara Regency in 2020 as many as 17. Only 1 of 17 that categorized equal to 2 star hotel. While others had categorized melati, guest house, motel.

Not only Babussalam Subdistrict, there are several other accommodations in Ketambe Subdistrict, especially guest house.

Gambar 7.1
Figures

Jumlah Akomodasi, Kamar dan Tempat Tidur Menurut Jenis Hotel di Kabupaten Aceh Tenggara, 2020
Number of Accommodations, Rooms and Beds by Type of Hotel in Aceh Tenggara Regency, 2020



Sumber/Source : BPS, Survei Hotel Tahunan (VHTL)/BPS-Survey Hotel.

7.1 PARIWISATA TOURISM

Tabel 7.1 Jumlah Akomodasi, Kamar dan Tempat Tidur Menurut Jenis Hotel di Kabupaten Aceh Tenggara, 2020
Number of Accommodations, Rooms and Beds by Type of Hotel in Aceh Tenggara Regency, 2020

| Rincian <i>Details</i> | Hotel Non Bintang <i>Non Classified Hotel</i> | Hotel Bintang <i>Classified Hotel</i> | Jumlah <i>Total</i> |
|---------------------------------|--|--|------------------------|
| (1) | (2) | (3) | (4) |
| Akomodasi/ <i>Accommodation</i> | 16 | 1 | 17 |
| Kamar/ <i>Available Rooms</i> | 233 | 30 | 263 |
| Tempat Tidur/ <i>Beds</i> | 352 | 36 | 388 |

Sumber/*Source*: BPS, Survei Hotel Tahunan (VHTL)/*BPS-Survey Hotel*

Tabel
Table 7.2**Hotel dan Penginapan di Kabupaten Aceh Tenggara, 2020**
Hotel and Hostel in Aceh Tenggara Regency, 2020

| Nama Hotel/Penginapan Hotel/Hostel | Alamat address |
|---|-----------------------------|
| (1) | (2) |
| Hotel Brudihe | Kota Kutacane, Babussalam |
| Hotel Sartika | Mbarung, Babussalam |
| Hotel Eka Jaya | Perapat Hilir, Babussalam |
| Hotel Maroon | Kota Kutacane, Babussalam |
| Hotel Ladena | Kota Kutacane, Babussalam |
| Penginapan Bali Buene | Kota Kutacane, Babussalam |
| Wisma Jambu Alas | Pulo Kemiri, Babussalam |
| Wisma Junaidi | Lawe Rutung, Lawe Bulan |
| Wisma Suci Ayu | Lawe Rutung, Lawe Bulan |
| Wisma Cinta alam | Ketambe |
| Thousand Hill Guest House | Ketambe |
| Grand Friendship Guest House | Ketambe |
| Ketambe Pondok Wisata | Ketambe |
| Leuser Guest House | Ketambe |
| Mus Guest House | Ketambe |
| Wisma Sadar Wisata | Ketambe |
| Intan Motel | Lawe Parbunga, Babul Makmur |

Sumber/Source: BPS Kabupaten Aceh Tenggara/BPS-Statistics of Aceh Tenggara Regency

PANJANG JALAN MENURUT KONDISI DI ACEH TENGGARA (Km) TAHUN 2020

| | <u>Baik</u> | <u>Sedang</u> | <u>Rusak</u> | <u>Rusak Berat</u> |
|-------------|-------------|---------------|--------------|--------------------|
| 2018 | 347,05 | 247,69 | 347,78 | 160,17 |
| 2019 | 341,05 | 415,80 | 149,68 | 223,15 |
| 2020 | 370,27 | 409,22 | 298,39 | 51,80 |

Sumber: Dinas Pekerjaan Umum dan Penataan Ruang Kabupaten Aceh Tenggara



PENJELASAN TEKNIS**TECHNICAL NOTES**

1. Kendaraan bermotor adalah setiap kendaraan yang digerakkan oleh peralatan teknik yang ada pada kendaraan tersebut, biasanya digunakan untuk angkutan orang atau barang di atas jalan raya selain kendaraan yang berjalan di atas rel. Kendaraan bermotor yang dicatat adalah semua jenis kendaraan kecuali kendaraan bermotor TNI/Polri dan Korps Diplomatik.
 2. Mobil penumpang adalah setiap kendaraan bermotor yang dilengkapi dengan tempat duduk untuk sebanyak-banyaknya delapan orang, tidak termasuk tempat duduk untuk pengemudi, baik dilengkapi atau tidak dilengkapi bagasi.
 3. Mobil bis adalah setiap kendaraan bermotor yang dilengkapi dengan tempat duduk untuk lebih dari delapan orang, tidak termasuk tempat duduk untuk pengemudi, baik dilengkapi atau tidak dilengkapi bagasi.
 4. Mobil truk adalah setiap kendaraan bermotor yang digunakan untuk angkutan barang, selain mobil penumpang, mobil bis dan kendaraan bermotor roda dua.
 5. Kereta api adalah kendaraan
1. *Motor vehicles are any kind of vehicles motorized by machine set up in those vehicles, they are usually used for transporting peoples or goods on roads except vehicles moving along a railway line. The data cover all kinds of motor vehicles except those belong to Indonesia Army Force Indonesian State Police and Diplomatic Corps.*
 2. *Passenger cars are any motor vehicles with no more than eight seats, excluding seat for driver, it can be with or without hoot.*
 3. *Buses are large passenger cars having seats for more than eight passengers, excluding seat for driver, it can be with or without hoot.*
 4. *Trucks are any motor vehicles used to transport goods excluding passenger cars, buses, and motorcycles.*
 5. *Train is a coach or a number of*

dengan tenaga gerak (listrik, diesel atau tenaga uap) yang berjalan sendiri maupun dirangkaikan dengan kendaraan lain, yang akan atau sedang bergerak di atas rel, terdiri dari kereta penumpang dan kereta barang.

coaches joined together, moving along a railway line. It can be passenger train or freight train.

6. Kilometer penumpang adalah jumlah kilometer dari semua penumpang yang berangkat. Besaran ini merupakan penjumlahan jarak asal tujuan masing-masing penumpang.

6. *Passenger kilometer is total kilometers of all departing passenger. This measurement is the sum of distance between the place of origin and the place of destination taken by all passengers.*

7. Rata-rata jarak perjalanan per penumpang adalah rata-rata yang ditempuh oleh setiap penumpang, atau jumlah kilometer penumpang dibagi dengan jumlah penumpang berangkat.

7. *Mean distance of journey per passenger is mean distance taken by each passenger or total of passenger-kilometer divided by the number of departing passengers.*

8. Kilometer ton adalah jumlah kilometer semua ton yang diangkut. Besaran ini merupakan hasil penjumlahan jarak asal tujuan masing-masing barang dalam ton.

8. *Ton-kilometer is total kilometer of all cargoes carried. This is the sum of distance from area of origin to area of destination for each ton of cargoes.*

9. Rata-rata jarak angkut barang adalah rata-rata jarak yang ditempuh oleh setiap ton barang atau jumlah kilometer ton dibagi dengan ton dimuat.

9. *Mean distance of cargoes loaded is mean distance of each ton of cargoes loaded or total ton-kilometer divided by total ton of cargoes loaded.*

10. Kunjungan kapal adalah kapal yang datang di pelabuhan baik untuk berlabuh di perairan maupun bersandar di dermaga.

10. *Ship call is a ship arriving at a port either for mooring or berthing.*

11. Gross Ton (GT) adalah volume ruangan kapal dalam m³, kecuali terowongan, lubang poros baling-baling, tempat jangkar, dan alas ganda.
 12. Sertifikat Operator Pesawat Udara adalah tanda bukti terpenuhinya standar dan prosedur dalam pengoperasian pesawat udara oleh perusahaan angkutan udara niaga.
 13. Sertifikat Pengoperasian Pesawat Udara adalah tanda bukti terpenuhinya standar dan prosedur dalam pengoperasian pesawat udara untuk kegiatan angkutan udara bukan niaga.
 14. Kantor Pos adalah tempat pemberi pelayanan komunikasi tertulis dan atau surat elektronik, layanan paket, layanan logistik, layanan transaksi keuangan, dan layanan keagenan pos untuk kepentingan umum. Rumah pos berfungsi sama seperti kantor pos dan kantor pos pembantu, bedanya rumah pos biasanya terletak di daerah terpencil.
 15. Telekomunikasi adalah setiap pemancaran, pengiriman dan atau penerimaan dari setiap informasi dalam bentuk tanda-tanda, isyarat, tulisan, gambar, suara dan bunyi melalui sistem kawat, optik, radio atau sistem elektromagnetik lainnya.
11. *Gross Ton (GT) is total volume of all room in a ship (m³), excluding the volume of tunnel, the axle of propellers, the anchor, and the chain locker.*
 12. *Aircraft Operator Certificate (AOC) is clearance of compliance to the standards and procedures in aircraft operations by the commercial air transport companies.*
 13. *Operating Certificate (OC) is clearance of compliance to the standards and procedures in aircraft operations for non commercial air transport activities.*
 14. *Post Office is a service provider facility of written communication and or electronic mail, parcel service, logistics services, financial transaction services, and postal services to the public. Postal house has the same function as the post office and subsidiary of post office, the difference is that postal house is usually located in remote areas.*
 15. *Telecommunication includes every transmitting, delivering and or receiving from every information of marking, signal, article, picture, sound and voice through strand of wire system, optic, radio or other electromagnetic system.*

16. Jaringan telekomunikasi adalah rangkaian perangkat telekomunikasi dan kelengkapannya yang digunakan dalam bertelekomunikasi.
17. Telepon tetap kabel dalam Susenas disebut telepon rumah adalah jaringan telekomunikasi menggunakan perangkat telepon tetap dengan kabel yang secara umum diatur oleh standar-standar teknis dengan menggunakan suatu nomor telepon, dikenal pula sebagai Public Switched Telephone Network (PSTN). Pada umumnya dimanfaatkan untuk telepon rumah dan jaringan internet, memiliki kemampuan menghantarkan sinyal dengan kuat dan jelas dengan biaya yang relatif lebih murah.
18. Telepon bergerak seluler adalah perangkat telekomunikasi elektronik yang mempunyai kemampuan dasar yang sama dengan telepon tetap kabel, namun dapat dibawa ke mana-mana (portable, mobile) dan tidak perlu disambungkan dengan jaringan telekomunikasi kabel. Selain berfungsi sebagai telepon, telepon selular modern biasanya mendukung layanan tambahan seperti Short Messages Services (SMS), Multimedia Messages Service (MMS), e-mail dan akses Internet, aplikasi bisnis dan permainan, serta fotografi. Saat
16. *Telecommunication network is peripheral network of telecommunication and its equipment used in the means of telecommunication.*
17. *Fixed line telephone based on Susenas called home phone is a telecommunication network using fixed line telephone device which is generally regulated by technical standards, using a phone number, also known as the Public Switched Telephone Network (PSTN). It is generally used for home phone and Internet networks, has the ability to deliver a strong and clear signal with a relatively low cost.*
18. *Cellular mobile phone is an electronic telecommunication device which has the same basic capabilities with fixed cables, but can be taken anywhere (portable, mobile) and does not need to be connected to the wired telecommunications networks. In addition to functioning as a telephone, modern mobile phone typically supports additional services such as Short Messages Services (SMS), Multimedia Messages Service (MMS), e-mail and access to the Internet, business applications and games, as well as photography. Currently,*

ini, Indonesia mempunyai dua sistem jaringan telepon bergerak seluler yaitu Global System for Mobile Telecommunications (GSM) dan CDMA.

Indonesia has two cellular mobile telephone network system that are GSM (Global System for Mobile Telecommunications) and Code Division Multiple Access (CDMA).

19. Internet adalah sebuah jaringan komputer publik di seluruh dunia. Internet menyediakan akses ke sejumlah layanan komunikasi termasuk World Wide Web dan membawa email, berita, hiburan dan file data.

19. The internet is a worldwide public computer network. It provides access to a number of communication services including the World Wide Web and carries e-mail, news, entertainment and data files.

20. Penyiaran Radio mencakup penyiaran sinyal suara melalui studio penyiaran radio dan fasilitas untuk transmisi program yang berhubungan dengan masyarakat, termasuk mengumpulkan dan menyalurkan program melalui kabel atau satelit, internet (stasiun radio internet), termasuk penyiaran data yang terintegrasi dengan penyiaran radio.

20. Radio broadcasting includes voice signals broadcasting through radio broadcasting studios and facilities for the programs transmission related to community, including collecting and distributing programs via cable or satellite, internet (internet radio station), including integrated data broadcasting with radio broadcasting.

21. Penyiaran dan pemrograman televisi mencakup pembuatan program saluran televisi lengkap dari komponen program yang dibeli (seperti film, dokumenter, dan lain-lain), komponen program yang dihasilkan sendiri (seperti berita lokal, laporan langsung) atau kombinasi keduanya, pemrograman dari saluran video atas dasar permintaan, dan penyiaran data yang diintegrasikan dengan

21. Broadcasting and television programming includes the manufacture of a complete television channel program from purchased program components (such as films, documentaries, etc.), own produced program components (such as local news, live reports) or a combination of both, the programming of the video channel on the basis of demand, and data broadcasting integrated with television broadcasting.

siaran televisi. Program televisi lengkap dapat disiarkan sendiri atau melalui distribusi pihak ketiga, seperti perusahaan kabel atau provider televisi satelit. Pemrograman dapat bersifat umum atau khusus (misalnya format terbatas seperti program berita, olah raga, pendidikan atau program yang ditujukan untuk anak muda), dapat dibuat dengan bebas tersedia untuk pemakai atau dapat hanya tersedia atas dasar langganan.

Complete television program can broadcast their own or through a third party distribution, such as cable companies or satellite television providers. Programming can be general or specific (e.g. limited formats such as news programs, sports, education or programs aimed at young people), can be made freely available to users or can only available on a subscription basis.

22. Penerbitan surat kabar, jurnal, dan buletin/Majalah mencakup usaha penerbitan surat kabar dan surat kabar iklan, jurnal, buletin, majalah umum dan teknis, komik termasuk penerbitan jadwal radio dan televisi, dan sebagainya.

22. *Newspapers, journals, and bulletin/magazine publishing include newspapers and newspaper advertisements, journals, bulletin, general and technical magazines, comic, including radio and television schedule publishing, and so on.*

23. Koran atau surat kabar adalah suatu penerbitan yang ringan dan mudah dibuang, biasanya dicetak pada kertas berbiaya rendah yang disebut kertas koran, yang berisi berita-berita terkini dalam berbagai topik. Topiknya bisa berupa even politik, kriminalitas, olahraga, tajuk rencana, dan cuaca. Jenis surat kabar umum biasanya diterbitkan setiap hari, kecuali pada hari-hari libur. Surat kabar sore juga umum di beberapa negara. Selain itu, juga terdapat surat kabar mingguan yang biasanya lebih kecil dan kurang prestisius dibandingkan

23. *Newspaper is a lightweight publication but easily disposed of, usually printed on low-cost paper called newsprint, containing the latest news on various topics. Topics can include political events, crime, sports, editorials, and weather. Common types of newspapers are usually published daily, except on holidays. Afternoon newspapers are also common in some countries. In addition, there is also a weekly newspaper that is usually smaller and less prestigious than the daily newspaper and its contents are usually more entertainment.*

dengan surat kabar harian dan isinya biasanya lebih bersifat hiburan.

24. Tabloid adalah istilah suatu format surat kabar yang lebih kecil (597 mm × 375 mm) dari ukuran standar koran harian. Istilah ini biasanya dikaitkan dengan penerbitan surat kabar reguler non harian (bisa mingguan, dwimingguan, dll), yang terfokus pada hal-hal yang lebih “tidak serius”, terutama masalah selebritas, olah raga, kriminal, dll.
25. Jurnal adalah majalah yang khusus memuat artikel dalam suatu bidang ilmu tertentu.
26. Buletin adalah publikasi organisasi yang mengangkat perkembangan suatu topik atau aspek tertentu dan diterbitkan/dipublikasikan secara teratur (berkala) dalam waktu yang relatif singkat (harian hingga bulanan). Buletin ditujukan kepada khalayak yang lebih sempit, yang berkaitan dengan bidang tertentu saja. Tulisan dalam buletin umumnya singkat dan padat (mirip berita), menggunakan bahasa yang formal, dan banyak istilah teknis berkaitan dengan bidang tersebut.
27. Majalah adalah penerbitan berkala yang berisi bermacam-macam artikel dalam subyek
24. *Tabloid is a smaller term format of newspaper (597 mm × 375 mm) than a standard size daily newspaper. This term is usually associated with the publishing of non-daily regular newspapers (can be weekly, biweekly, etc.), which focus on the things that are “not too serious”, especially the problem of celebrity, sports, crime, etc.*
25. *Journal is a special magazine that publish an article in a particular field of science.*
26. *Bulletin is a publication of an organization that raised the development of a particular topic or aspect and issued/published regularly (periodically) in a relatively short time (daily to monthly). Bulletin is addressed to a narrower audience, which relates to a particular field. Posts in bulletin are generally short and concise (similar to news), using formal language and a lot of technical terms related to the field.*
27. *Magazine is a periodical publication containing a variety of articles on varied subjects. Regular magazine*

yang bervariasi. Majalah biasa diterbitkan mingguan, dwimingguan atau bulanan. Majalah biasanya memiliki artikel mengenai topik populer yang ditujukan kepada masyarakat umum dan ditulis dengan gaya bahasa yang mudah dimengerti oleh banyak orang.

published weekly, biweekly or monthly. Magazines usually have articles on popular topics which are addressed to the general public and written in a style that is easily understood by many people.

28. Oplah adalah jumlah barang yang tercetak dalam satuan eksemplar.

28. *The circulation is the number of items printed in units of copies.*

29. Bioskop adalah pertunjukkan yang diperlihatkan dengan gambar (film) yang disorot sehingga dapat bergerak. Bioskop juga diartikan sebagai tempat untuk menonton pertunjukkan film dengan menggunakan layar lebar, dimana gambar film diproyeksikan ke layar menggunakan proyektor

29. *Cinema is a show that is shown with the image (film) highlighted so it can move. Cinema also be interpreted as a place to watch the shows using a wide screen movies, where the film images projected onto a screen using a projector*

ULASAN

Jalan merupakan prasarana pengangkutan darat yang penting untuk memperlancar kegiatan perekonomian. Tersedianya jalan yang berkualitas akan meningkatkan usaha pembangunan khususnya dalam upaya memudahkan mobilitas penduduk dan memperlancar lalu lintas barang dari satu daerah ke daerah lain.

Panjang jalan di seluruh wilayah Kabupaten Aceh Tenggara pada tahun 2020 mencapai 1.129,682 km. Dari panjang jalan yang ada sekitar 32,78 persen kondisinya baik dan 4,59 persen kondisi rusak berat.

Angkutan udara di Kabupaten Aceh Tenggara saat ini hanya melayani rute dari Kabupaten Aceh Tenggara menuju Banda Aceh.

DESCRIPTION

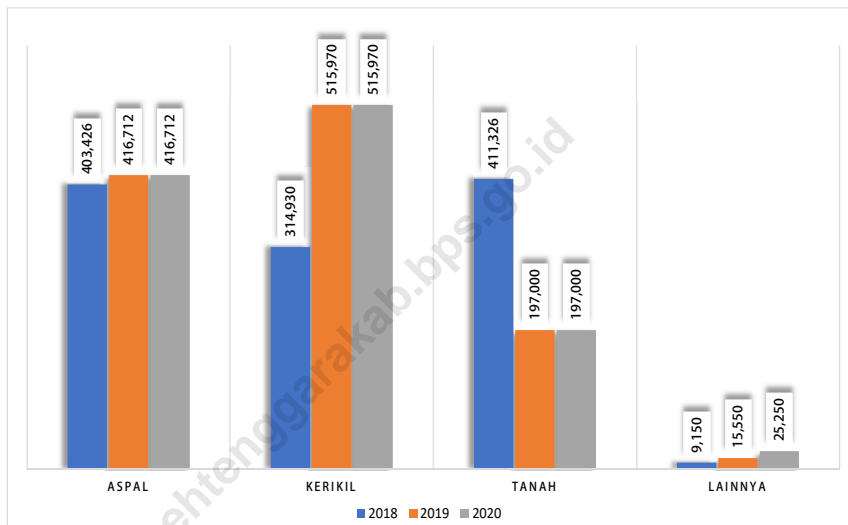
Roads are an important land transport infrastructure to facilitate economic activities. Availability of quality roads will increase business development, especially in an effort to facilitate the mobility of people and facilitate the movement of goods from one region to another.

The length of roads throughout the Southeast Aceh Regency area in 2020 reaches 1,129,682 km. Of the existing roads, 32.78 percent are in good condition and 4.59 percent are heavily damaged

Air transport in Aceh Tenggara Regency is currently only serving the route from Aceh Tenggara Regency to the Municipality of Banda Aceh.

Gambar 8.1
Figures

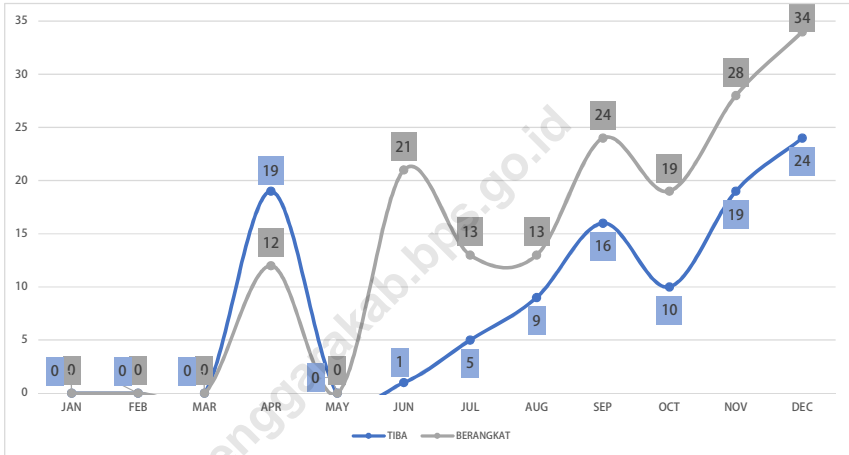
Panjang Jalan Menurut Jenis Permukaan Jalan di Kabupaten Aceh Tenggara (km), 2018–2020
Length of Roads by Type of Road Surface in Aceh Tenggara Regency (km), 2018–2020



Sumber/Source: Dinas Pekerjaan Umum dan Penataan Ruang Kabupaten Aceh Tenggara/*Public works and spatial planning of Aceh Tenggara Regency*

Gambar 8.2
Figures

Jumlah Penumpang pada Angkutan Udara Domestik di Bandara Alas Leuser Kabupaten Aceh Tenggara per Bulan, 2020
Number of Flights and Passengers on Domestic Air Transport at Alas Leuser Airport, Aceh Tenggara Regency per Month, 2020



Sumber/Source: Bandara Alas Leuser Melalui Survei Transportasi Udara/ Alas Leuser Airport Through Air Transport Survey

8.1 TRANSPORTASI TRANSPORTATION

Tabel 8.1.1 **Panjang Jalan¹ Menurut Tingkat Kewenangan Pemerintahan di Kabupaten Aceh Tenggara (km), 2018–2020**
Table 8.1.1 **Length of Roads¹ by Level of Government Authority in Aceh Tenggara Regency (km), 2018–2020**

| Tingkat Kewenangan Pemerintahan Level of Government Authority | 2018 | 2019 | 2020 |
|--|------------------|------------------|------------------|
| (1) | (2) | (3) | (4) |
| Negara ² /State ² | ... | ... | ... |
| Provinsi/Province | ... | ... | ... |
| Kabupaten/Kota Regency/Municipality | ... | ... | ... |
| Jumlah/Total | 1 129,682 | 1 129,682 | 1 129,682 |

Catatan/Note: ¹ Data tidak termasuk panjang jalan tol/Excluding toll road

² Berdasarkan Keputusan Menteri Pekerjaan Umum dan Perumahan Rakyat No. 248/KPTS/M/2015/Based on Public Work and Public Housing Ministerial Decree No. 248/KPTS/M/2015

Sumber/Source: Dinas Pekerjaan Umum dan Penataan Ruang Kabupaten Aceh Tenggara/Public works and spatial planning of Aceh Tenggara Regency

Tabel
Table 8.1.2

**Panjang Jalan Menurut Jenis Permukaan Jalan di
Kabupaten Aceh Tenggara (km), 2018–2020**
*Length of Roads by Type of Road Surface in Aceh Tenggara
Regency (km), 2018–2020*

| Jenis Permukaan Jalan <i>Type of Road Surface</i> | 2018 | 2019 | 2020 |
|---|------------------|------------------|------------------|
| (1) | (2) | (3) | (4) |
| Aspal/ <i>Paved</i> | 403,426 | 416,712 | 416,712 |
| Kerikil/ <i>Gravel</i> | 314,930 | 515,970 | 515,970 |
| Tanah/ <i>Soil</i> | 411,326 | 197,000 | 197,000 |
| Lainnya/ <i>Others</i> | 9,150 | 15,550 | 25,250 |
| Jumlah/Total | 1 138,832 | 1 145,232 | 1 154,932 |

Sumber/*Source*: Dinas Pekerjaan Umum dan Penataan Ruang Kabupaten Aceh Tenggara/*Public works and spatial planning of Aceh Tenggara Regency*

Tabel 8.1.3 **Panjang Jalan Menurut Kondisi Jalan di Kabupaten Aceh Tenggara (km), 2018–2020**
Table **Length of Roads by Condition of Roads in Aceh Tenggara Regency (km), 2018–2020**

| Kondisi Jalan Condition of Roads | 2018 | 2019 | 2020 |
|---|------------------|------------------|------------------|
| (1) | (2) | (3) | (4) |
| Baik/ <i>Good</i> | 347,051 | 341,052 | 370,272 |
| Sedang/ <i>Moderate</i> | 274,689 | 415,800 | 409,220 |
| Rusak Ringan/ <i>slightly damaged</i> | 347,777 | 149,680 | 298,390 |
| Rusak Berat/ <i>Severely Damage</i> | 160,165 | 223,150 | 51,800 |
| Jumlah/Total | 1 129,682 | 1 129,682 | 1 129,682 |

Sumber/*Source*: Dinas Pekerjaan Umum dan Penataan Ruang Kabupaten Aceh Tenggara/*Public works and spatial planning of Aceh Tenggara Regency*

Tabel
Table 8.1.4

Jumlah Kendaraan Umum Penumpang Menurut Nama Perusahaan, Trayek dan Jumlah Kendaraan di Kabupaten Aceh Tenggara, 2020
Number of Passenger Public Vehicles by Company Name, Route and Number of Vehicles in Aceh Tenggara Regency, 2020

| Nama Perusahaan <i>Company</i> | Trayek <i>Route</i> | Jumlah Kendaraan (Unit) <i>Number of Vehicles</i> |
|--|-------------------------------------|---|
| (1) | (2) | (3) |
| CV. Flamboyan Tour | Kutacane - Banda Aceh | 3 |
| CV. Mentari Tour Utama | Kutacane - Banda Aceh | 3 |
| CV. Argalus Citra Indah | Kutacane - Blang Kejeren - Takengon | 5 |
| CV. Pusaka Jaya | Kutacane - Banda Aceh | 9 |
| CV. Sempurna | Kutacane - Sidikalang - Tarutung | 10 |
| CV. Louser Famili Transport | Kutacane - Blang Kejeren | 11 |
| CV. Bahtera | Kutacane - Banda Aceh | 3 |
| CV. Roby Karya | Kutacane - Sibolga | 2 |
| CV. Atlas | Kutacane - Blang Kejeren | 5 |
| CV. Flamboyan Jaya | Kutacane - Banda Aceh | 2 |
| CV. Putri Kembar Tiga | Kutacane - Banda Aceh | 5 |
| CV. Mutiara expres | Kutacane - Banda Aceh | 5 |
| CV. Simpati Star | Kutacane - Banda Aceh | 2 |
| CV. Karsima | Kutacane - Medan | 18 |
| CV. Bintang Tani Jaya (BTN) | Kutacane - Medan | 23 |
| CV. Almasar | Kutacane - Medan | 10 |
| CV. Pinem Lauguna | Kutacane - Medan | 10 |
| CV. Mario Karo Mandiri | Kutacane - Medan | 5 |
| CV. Sitra | Kutacane - Sibolga | 2 |
| CV. Sebayang Pribumi | Kutacane - Medan | 18 |
| CV. Cinta Karya Baru | Kutacane - Sidikalang - Tarutung | 3 |

Sumber/Source: Dinas Perhubungan Kabupaten Aceh Tenggara/Transportation Service of Aceh Tenggara Regency

Tabel 8.1.5 **Jumlah Kendaraan Bermotor Menurut Jenis Kendaraan di Kabupaten Aceh Tenggara, 2018–2020**
Table 8.1.5 **Number of Motor Vehicles by Type of Vehicle in Aceh Tenggara Regency, 2018–2020**

| Jenis Kendaraan Type of Vehicle | 2018 | 2019 | 2020 |
|------------------------------------|---------------|---------------|---------------|
| (1) | (2) | (3) | (4) |
| Mobil Barang/Truck | 210 | 192 | 185 |
| Mobil Penumpang/Passenger Vehicle | 7 | 7 | 7 |
| Jeep | 113 | 112 | 100 |
| sedan | 19 | 17 | 15 |
| Pick-up | 388 | 426 | 426 |
| Sepeda Motor/Motorcycle | 9 402 | 9 936 | 9 396 |
| Mobil Bus/Mini Bus | 993 | 1 144 | 1 293 |
| Jumlah/Total | 11 132 | 11 834 | 11 422 |

Sumber/Source: Kantor SAMSAT Kabupaten Aceh Tenggara/SAMSAT Office of Aceh Tenggara Regency

Tabel
Table 8.1.6

Jumlah Pengurusan Surat Tanda Nomor Kenderaan (STNK), Buku Pemilik Kenderaan Bermotor (BPKB) dan Surat Izin Mengemudi (SIM) per bulan di Kabupaten Aceh Tenggara, 2020
Number of Arrangements for Vehicle Registration Numbers (STNK), Motor Vehicle Owner's Book (BPKB) and Driving License (SIM) per month in Aceh Tenggara Regency, 2020

| Bulan Month | STNK | BPKB | SIM |
|------------------------------|--------------|-------------|--------------|
| (1) | (2) | (3) | (4) |
| Januari/January | 201 | 17 | 668 |
| Februari/February | 159 | 18 | 479 |
| Maret/March | 180 | 39 | 440 |
| April/April | 95 | 25 | 133 |
| Mei/May | 110 | 27 | 182 |
| Juni/June | 177 | 39 | 391 |
| Juli/July | 141 | 30 | 453 |
| Agustus/August | 168 | 45 | 367 |
| September/September | 154 | 41 | 294 |
| Oktober/October | 193 | 42 | 354 |
| November/November | 211 | 35 | 385 |
| Desember/December | 227 | 68 | 446 |
| Jumlah/Total | 2 019 | 430 | 4 597 |

Sumber/Source: Kantor SAMSAT Kabupaten Aceh Tenggara/SAMSAT Office of Aceh Tenggara Regency

Tabel
Table 8.1.7

Jumlah Penerbangan dan Penumpang pada Angkutan Udara Domestik di Bandara Alas Leuser Kabupaten Aceh Tenggara per Bulan, 2020
Number of Flights and Passengers on Domestic Air Transport at Alas Leuser Airport, Aceh Tenggara Regency per Month, 2020

| Bulan Month | Jumlah Penerbangan Number Of Flight | | Jumlah Penumpang (Jiwa) Passengers (Person) | | |
|---------------------|--|-------------------------|--|-------------------------|--------------------|
| | Tiba Arrivals | Berangkat Departures | Tiba Arrivals | Berangkat Departures | Transit Transit |
| (1) | (2) | (3) | (4) | (5) | (6) |
| Januari/January | ... | ... | ... | ... | ... |
| Februari/February | ... | ... | ... | ... | ... |
| Maret/March | ... | ... | ... | ... | ... |
| April/April | 4 | 4 | 19 | 12 | - |
| Mei/May | 2 | 2 | - | - | - |
| Juni/June | 4 | 4 | 1 | 21 | - |
| Juli/July | 5 | 5 | 5 | 13 | - |
| Agustus/August | 4 | 4 | 9 | 13 | - |
| September/September | 5 | 5 | 16 | 24 | - |
| Oktober/October | 4 | 4 | 20 | 19 | - |
| November/November | 4 | 4 | 19 | 28 | - |
| Desember/December | 4 | 4 | 24 | 34 | - |
| Jumlah/Total | 36 | 36 | 113 | 164 | - |

Sumber/Source: Bandara Alas Leuser Melalui Survei Transportasi Udara/ Alas Leuser Airport Through Air Transport Survey

Tabel
Table 8.1.8

Jumlah Lalu Lintas Barang (Kg) Per Bulan di Bandara Alas Leuser Kabupaten Aceh Tenggara, 2020
Amount of Freight Traffic (Kg) Per Month at Alas Leuser Airport Aceh Tenggara Regency, 2020

| Bulan Month | Bagasi Baggage | | Barang Luggage | | Pos Postage | |
|---------------------|-------------------|--------------|-------------------|--------------|-------------------|--------------|
| | Bongkar Unload | Muat Load | Bongkar Unload | Muat Load | Bongkar Unload | Muat Load |
| (1) | (2) | (3) | (4) | (5) | (6) | (7) |
| Januari/January | ... | ... | ... | ... | ... | ... |
| Februari/February | ... | ... | ... | ... | ... | ... |
| Maret/March | ... | ... | ... | ... | ... | ... |
| April/April | 155 | 82 | - | - | - | - |
| Mei/May | - | - | - | - | - | - |
| Juni/June | 10 | 168 | - | - | - | - |
| Juli/July | 84 | 35 | - | - | - | - |
| Agustus/August | 94 | 62 | - | - | - | - |
| September/September | 105 | 190 | - | - | - | - |
| Oktober/October | 132 | 136 | - | - | - | - |
| November/November | 126 | 228 | - | - | - | - |
| Desember/December | 183 | 245 | - | - | - | - |
| Jumlah/Total | 889 | 1146 | - | - | - | - |

Sumber/Source: Bandara Alas Leuser Melalui Survei Transportasi Udara/ Alas Leuser Airport Through Air Transport Survey

8.2 KOMUNIKASI COMMUNICATION

Tabel 8.2.1 **Jumlah Kantor Pos Menurut Kecamatan di Kabupaten Aceh Tenggara, 2017–2020**
Table 8.2.1 **Number of Post Offices by Subdistrict in Aceh Tenggara Regency, 2017–2020**

| Kecamatan Subdistrict | 2017 | 2018 | 2019 | 2020 |
|--------------------------|----------|----------|----------|----------|
| (1) | (2) | (3) | (4) | (5) |
| Lawe Alas | - | - | - | - |
| Babul Rahmah | - | - | - | - |
| Tanoh Alas | - | - | - | - |
| Lawe Sigala-gala | 1 | 1 | 1 | 1 |
| Babul Makmur | - | - | - | - |
| Semadam | - | - | - | - |
| Leuser | - | - | - | - |
| Bambel | - | - | - | - |
| Bukit Tusam | - | - | - | - |
| Lawe Sumur | - | - | - | - |
| Babussalam | 1 | 1 | 1 | 1 |
| Lawe Bulan | - | - | - | - |
| Badar | - | - | - | - |
| Darul Hasanah | - | - | - | - |
| Ketambe | - | - | - | - |
| Deleng Pokhkisen | - | - | - | - |
| Aceh Tenggara | 2 | 2 | 2 | 2 |

Sumber/Source: Kantor Pos Kutacane 24600/Kutacane Post Office 24600

Tabel 8.2.2 Jumlah Surat yang Dikirim Menurut Kantor Pos dan Jenis Layanan di Kabupaten Aceh Tenggara, 2020
Number of Mail Sent by Post Office and Kind Of Service in Aceh Tenggara Regency, 2020

| Jenis Layanan <i>kind of service</i> | Kantor Pos <i>Post Office</i> | | Jumlah <i>Total</i> |
|--|----------------------------------|---|------------------------|
| | Kutacane <i>Kutacane</i> | Lawe Sigala-gala <i>Lawe Sigala-gala</i> | |
| (1) | (2) | (3) | (4) |
| Pos Biasa/ <i>Reguler Service</i> | 987 | 246 | 1 233 |
| Kilat/ <i>Express Mail</i> | 3 648 | 1 434 | 5 082 |
| Kilat Khusus/ <i>Priority Express Mail</i> | 4 642 | 2 864 | 7 506 |
| Tercatat/ <i>Registered</i> | 234 | 124 | 358 |
| Aceh Tenggara | 9 511 | 4 668 | 14 179 |

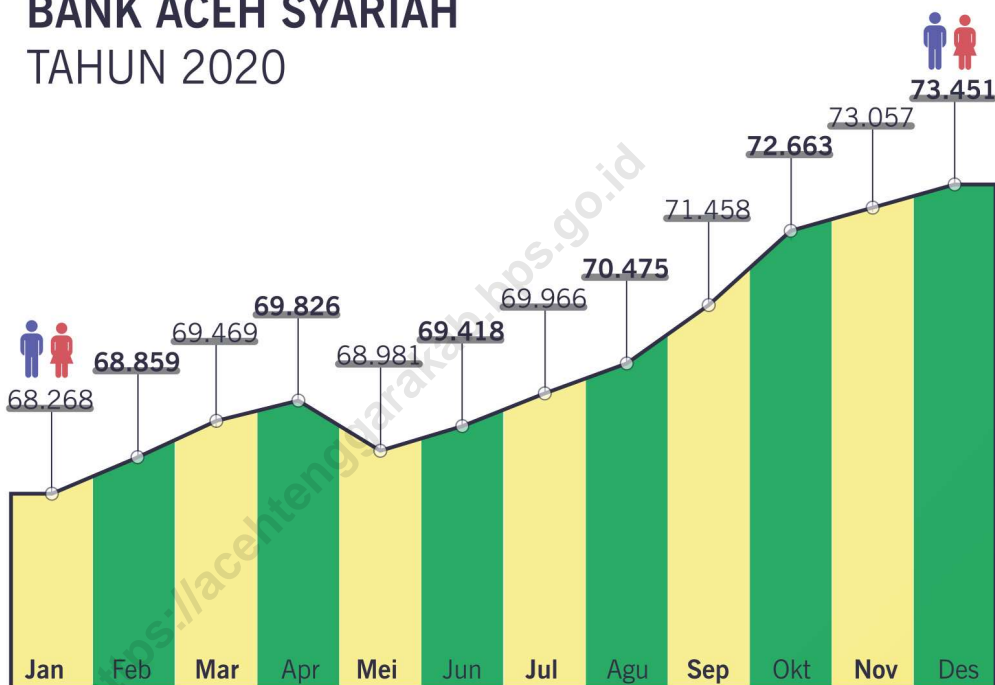
Sumber/Source: Kantor Pos Kutacane 24600/*Kutacane Post Office 24600*

Tabel 8.2.3 **Jumlah Surat yang Diterima Menurut Kantor Pos dan Jenis Layanan di Kabupaten Aceh Tenggara, 2020**
Number of Mail Received by Post Office and Kind Of Service in Aceh Tenggara Regency, 2020

| Jenis Layanan <i>kind of service</i> | Kantor Pos <i>Post Office</i> | | Jumlah <i>Total</i> |
|--|----------------------------------|---|------------------------|
| | Kutacane <i>Kutacane</i> | Lawe Sigala-gala <i>Lawe Sigala-gala</i> | |
| (1) | (2) | (3) | (4) |
| Pos Biasa/ <i>Reguler Service</i> | 426 | 214 | 640 |
| Kilat/ <i>Express Mail</i> | 5 431 | 2 143 | 7 574 |
| Kilat Khusus/ <i>Priority Express Mail</i> | 8 469 | 3 246 | 11 715 |
| Tercatat/ <i>Registered</i> | 468 | 207 | 675 |
| Aceh Tenggara | 14 794 | 5 810 | 20 604 |

Sumber/*Source*: Kantor Pos Kutacane 24600/*Kutacane Post Office 24600*

JUMLAH NASABAH BANK ACEH SYARIAH TAHUN 2020



Sumber: Bank Syariah Aceh Cabang Kutacane

PENJELASAN TEKNIS**TECHNICAL NOTES**

- | | |
|--|---|
| <p>1. Koperasi adalah perusahaan yang beranggotakan orang seorang atau badan hukum koperasi dengan melandaskan kegiatannya berdasarkan prinsip koperasi sekaligus sebagai gerakan ekonomi rakyat yang berdasarkan azas kekeluargaan. Bentuk badan hukum koperasi ini di keluarkan dan disahkan oleh departemen koperasi.</p> | <p>1. <i>Cooperative is a company whose members are individuals or legal entities of cooperative by basing their activities based on cooperative principles as well as a people's economic movement based on the principle of kinship. This form of cooperative legal entity is issued and approved by the department of cooperative.</i></p> |
| <p>2. Tabungan/simpanan yaitu bagian dari pendapatan anggota rumah tangga atau pemberian dari pihak lain yang tidak di belanjakan, tetapi disimpan di tempat tertentu, misalnya bank, koperasi, lembaga keuangan, rumah, dsb untuk di pergunakan bagi keperluan masa yang akan datang.</p> | <p>2. <i>Savings/deposits, which is part of the income of household members or gifts from other parties that are not spent, but are stored in certain places, such as banks, cooperatives, financial institutions, homes, etc to be used for future needs.</i></p> |
| <p>3. Tabungan/simpanan berupa uang adalah simpanan/tabungan yang dimiliki oleh anggota rumah tangga dalam bentuk uang yang bisa digunakan membeli barang.</p> | <p>3. <i>Savings/deposits in the form of money are deposits/saving held by household members in the form of money that can be used to buy goods.</i></p> |
| <p>4. Nilai pinjaman/kredit adalah besarnya dana pegadaian yang di pinjamkan kepada nasabah.</p> | <p>4. <i>The value of the loan/credit is the amount of the mortgage fund lent to the customer.</i></p> |
| <p>5. Harga adalah jumlah uang yang menyatakan nilai tukar suatu kesatuan benda tertentu.</p> | <p>5. <i>Price is the amount of money stating the exchange rate of a unit of a certain object.</i></p> |

ULASAN

Jumlah total koperasi aktif pada tahun 2020 di kabupaten aceh tenggara sebanyak 352 koperasi, koperasi serba usaha merupakan jenis koperasi dengan jumlah terbesar yaitu 188 koperasi, selanjutnya koperasi pertanian dengan jumlah 42 koperasi.

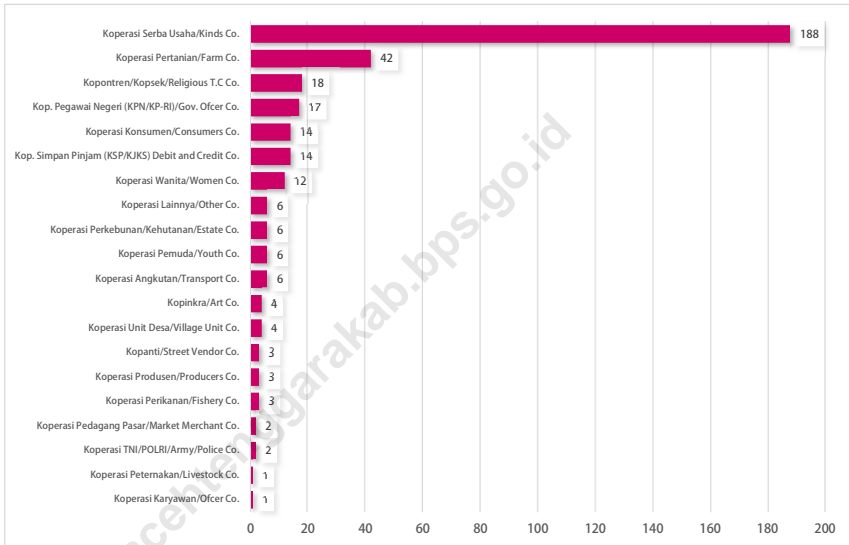
DESCRIPTION

The total number of active cooperatives in 2020 in Aceh Tenggara Regency is 352 cooperatives, multi-business cooperatives are the type of cooperative with the largest number, namely 188 cooperatives, then agricultural cooperatives with 42 cooperatives.

<https://acehtenggarakab.bps.go.id>

Gambar 9.1
Figures

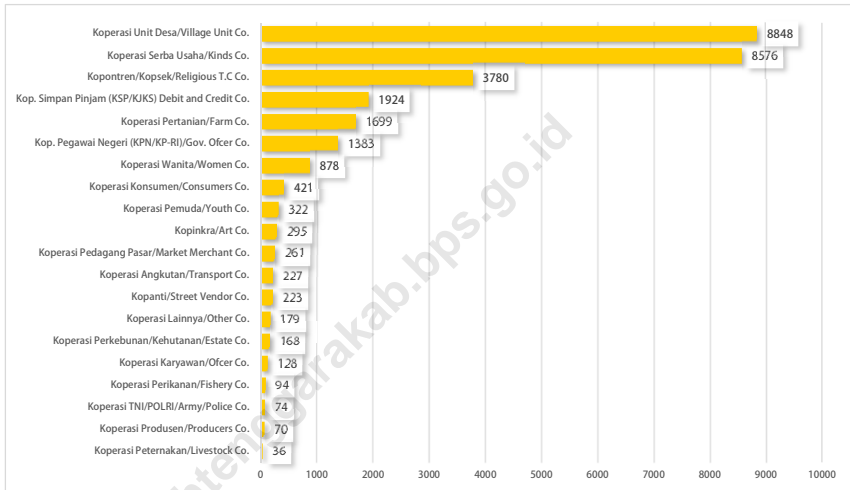
Jumlah Koperasi Menurut Jenis Koperasi di Kabupaten Aceh Tenggara, 2020
Number of Cooperative by Kind Cooperative in Aceh Tenggara Regency, 2020



Sumber/Source: Dinas Koperasi dan UKM Kabupaten Aceh Tenggara/Industry, Trade and Cooperation Services of Aceh Tenggara

Gambar 9.2
Figures

Jumlah Anggota Koperasi Menurut Jenis Koperasi di Kabupaten Aceh Tenggara, 2020
Total Member by Kind Cooperative in Aceh Tenggara Regency, 2020



Sumber/Source: Dinas Koperasi dan UKM Kabupaten Aceh Tenggara/Industry, Trade and Cooperation Services of Aceh Tenggara

9.1 PERBANKAN DAN KOPERASI BANKING AND COOPERATIVE

Tabel 9.1 Jumlah Nasabah dan Nilai Tabungan Pada Bank Aceh Syariah Cabang Kutacane Menurut Bulan, 2020
Number of Costumers and Value of Savings Per Month in Syariah Aceh Bank of Kutacane Branch, 2020

| Bulan Month | Tabungan Savings | |
|--------------------------|---------------------|-----------------------------------|
| | Nasabah Customer | Nilai (rupiah) Value (rupiahs) |
| (1) | (2) | (3) |
| Januari/January | 68 268 | 297 185 730 738 |
| Februari/February | 68 859 | 272 033 763 367 |
| Maret/March | 69 469 | 261 427 795 365 |
| April/April | 69 826 | 300 792 142 068 |
| Mei/May | 68 981 | 307 900 867 226 |
| Juni/June | 69 418 | 336 351 577 948 |
| Juli/July | 69 966 | 318 597 473 427 |
| Agustus/August | 70 475 | 345 195 667 776 |
| September/September | 71 458 | 385 904 328 770 |
| Oktober/October | 72 663 | 351 305 603 815 |
| November/November | 73 057 | 306 818 734 192 |
| Desember/December | 73 451 | 253 791 085 663 |
| Rata-Rata/Average | 70 491 | 311 442 064 196 |

Sumber/Source: Bank Aceh Syariah Cabang Kutacane/Syariah Aceh Bank of Kutacane Branch

Tabel
Table 9.2**Jumlah Debitur dan Nilai Kredit Pada Bank Aceh Syariah
Cabang Kutacane Menurut Bulan, 2020**
*Number of debtors and Value of credits Per Month in
Syariah Aceh Bank of Kutacane Branch, 2020*

| Bulan Month | Tabungan Savings | |
|--------------------------|---------------------|-----------------------------------|
| | Debitur Debtor | Nilai (rupiah) Value (rupiahs) |
| (1) | (2) | (3) |
| Januari/January | 5 498 | 976 770 454 787 |
| Februari/February | 5 502 | 976 357 816 758 |
| Maret/March | 5 509 | 977 865 704 416 |
| April/April | 5 514 | 973 940 631 439 |
| Mei/May | 5 506 | 969 420 698 159 |
| Juni/June | 5 629 | 968 948 386 683 |
| Juli/July | 5 663 | 972 147 486 213 |
| Agustus/August | 5 679 | 972 784 083 787 |
| September/September | 5 723 | 975 250 364 005 |
| Oktober/October | 5 729 | 979 045 016 075 |
| November/November | 5 721 | 976 571 918 015 |
| Desember/December | 5 740 | 982 078 597 538 |
| Rata-Rata/Average | 5 618 | 975 098 429 823 |

Sumber/Source: Bank Aceh Syariah Cabang Kutacane/Syariah Aceh Bank of Kutacane Branch

Tabel 9.3
Table

Jumlah Nasabah dan Nilai Tabungan Pada Bank Rakyat Indonesia Cabang Kutacane Menurut Bulan, 2020
Number of Costumers and Value of Savings Per Month in Bank Rakyat Indonesia of Kutacane Branch, 2020

| Bulan Month | Tabungan Savings | |
|--------------------------|---------------------|-----------------------------------|
| | Nasabah Customer | Nilai (rupiah) Value (rupiahs) |
| (1) | (2) | (3) |
| Januari/January | 138 475 | 235 938 700 590 |
| Februari/February | 137 486 | 225 223 389 924 |
| Maret/March | 136 778 | 193 409 785 294 |
| April/April | 136 421 | 207 174 620 724 |
| Mei/May | 137 978 | 190 822 836 880 |
| Juni/June | 134 384 | 123 068 536 197 |
| Juli/July | 129 497 | 65 663 145 007 |
| Agustus/August | 127 463 | 65 856 249 293 |
| September/September | 128 014 | 57 975 730 851 |
| Oktober/October | 127 855 | 52 577 468 272 |
| November/November | 121 818 | 55 403 866 562 |
| Desember/December | 121 894 | 48 818 559 000 |
| Rata-Rata/Average | 131 505 | 126 827 740 716 |

Sumber/Source: Bank Rakyat Indonesia Cabang Kutacane/Bank Rakyat Indonesia of Kutacane Branch

Tabel
Table 9.4**Jumlah Debitur dan Nilai Kredit Pada Bank Rakyat Indonesia Cabang Kutacane Menurut Bulan, 2020**
Number of debtors and Value of credits Per Month in Bank Rakyat Indonesia of Kutacane Branch, 2020

| Bulan Month | Tabungan Savings | |
|--------------------------|---------------------|-----------------------------------|
| | Debitur Debtor | Nilai (rupiah) Value (rupiahs) |
| (1) | (2) | (3) |
| Januari/January | 10 146 | 571 759 128 427 |
| Februari/February | 9 741 | 564 372 528 304 |
| Maret/March | 9 257 | 533 065 723 267 |
| April/April | 8 843 | 506 687 904 417 |
| Mei/May | 6 560 | 381 987 633 606 |
| Juni/June | 3 696 | 209 008 301 706 |
| Juli/July | 2 043 | 158 851 800 977 |
| Agustus/August | 2 043 | 149 744 147 500 |
| September/September | 1 518 | 106 270 642 494 |
| Oktober/October | 1 183 | 92 008 930 955 |
| November/November | 901 | 81 371 898 989 |
| Desember/December | 808 | 63 165 870 780 |
| Rata-Rata/Average | 4 728 | 284 857 875 952 |

Sumber/Source: Bank Rakyat Indonesia Cabang Kutacane/Bank Rakyat Indonesia of Kutacane Branch

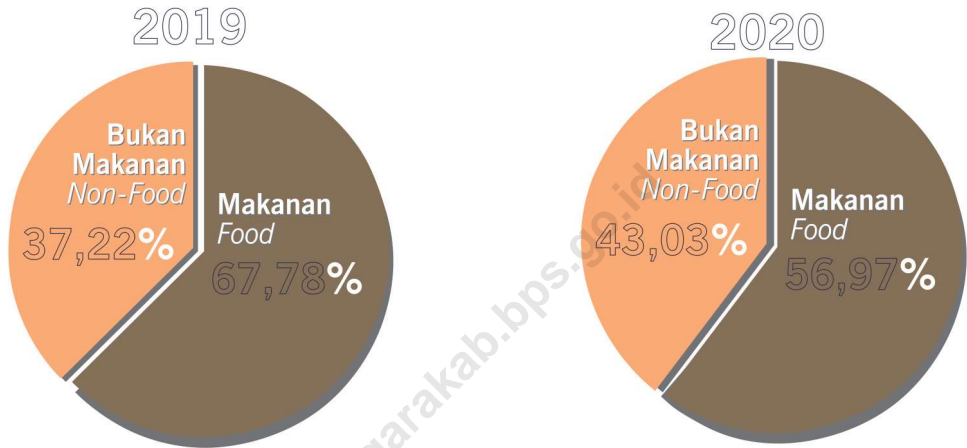
Tabel 9.5
Table

Jumlah Koperasi dan Anggota Koperasi Menurut Jenis Koperasi di Kabupaten Aceh Tenggara, 2020
Number of Cooperative and Total Member by Kind Cooperative in Aceh Tenggara Regency, 2020

| Jenis Koperasi <i>Kind Of Cooperation</i> | Jumlah Koperasi <i>Number Of Cooperation</i> | Jumlah Anggota <i>Total Member</i> |
|---|--|--|
| (1) | (2) | (3) |
| Koperasi Unit Desa/ <i>Village Unit Co.</i> | 4 | 8 848 |
| Kop. Pegawai Negeri (KPN/KP-RI)/ <i>Gov. Officer Co.</i> | 17 | 1 383 |
| Kop. Simpan Pinjam (KSP/KJKS) <i>Debit and Credit Co.</i> | 14 | 1 924 |
| Kopontren/Kopsek/ <i>Religious T.C Co.</i> | 18 | 3 780 |
| Koperasi Karyawan/ <i>Officer Co.</i> | 1 | 128 |
| Koperasi TNI/POLRI/ <i>Army/Police Co.</i> | 2 | 74 |
| Koperasi Serba Usaha/ <i>Kinds Co.</i> | 188 | 8 576 |
| Koperasi Pedagang Pasar/ <i>Market Merchant Co.</i> | 2 | 261 |
| Koperasi Angkutan/ <i>Transport Co.</i> | 6 | 227 |
| Koperasi Wanita/ <i>Women Co.</i> | 12 | 878 |
| Koperasi Pemuda/ <i>Youth Co.</i> | 6 | 322 |
| Kopinkra/ <i>Art Co.</i> | 4 | 295 |
| Koperasi Pertanian/ <i>Farm Co.</i> | 42 | 1 699 |
| Koperasi Perikanan/ <i>Fishery Co.</i> | 3 | 94 |
| Koperasi Perkebunan/ <i>Kehutanan/Estate Co.</i> | 6 | 168 |
| Koperasi Peternakan/ <i>Livestock Co.</i> | 1 | 36 |
| Koperasi Konsumen/ <i>Consumers Co.</i> | 14 | 421 |
| Koperasi Produsen/ <i>Producers Co.</i> | 3 | 70 |
| Kopanti/ <i>Street Vendor Co.</i> | 3 | 223 |
| Koperasi Lainnya/ <i>Other Co.</i> | 6 | 179 |
| Jumlah/Total | 352 | 29 586 |

Sumber/Source: Dinas Koperasi dan UKM Kabupaten Aceh Tenggara/*Industry, Trade and Cooperation Services of Aceh Tenggara*

PERSENTASE PENGELUAR PER KAPITA MENURUT KOMODITAS TAHUN 2020



3 Kelompok Komoditas Makanan dengan persentase terbesar 2019 & 2020



PENJELASAN TEKNIS

1. Pengeluaran rata-rata per kapita adalah biaya yang dikeluarkan untuk konsumsi semua anggota rumah tangga selama sebulan baik yang berasal dari pembelian, pemberian maupun produksi sendiri dibagi dengan banyaknya anggota rumah tangga dalam rumah tangga tersebut.

TECHNICAL NOTES

1. *Per capita Average Expenditure is the cost spent for all household members consumption during the month, whether from purchasing, giving or own production, divided by the number of household members in the household.*

<https://acehtenggarakab.bps.go.id>

ULASAN

Rata-rata pengeluaran per kapita sebulan Kabupaten Aceh Tenggara tahun 2020 sebesar 935.304 rupiah, yaitu 532.866 rupiah untuk kelompok makanan dan 402.438 rupiah untuk kelompok bukan makanan.

Rata-rata pengeluaran terbesar di kelompok makanan adalah kelompok makanan dan minuman jadi, yaitu 128.858 rupiah/kapita sebulan. Kemudian padi-padian 95.337 rupiah/kapita sebulan dan rokok sebesar 86.418 rupiah/kapita sebulan.

Sementara itu, rata-rata pengeluaran terbesar di kelompok bukan makanan adalah kelompok perumahan dan fasilitas rumah tangga 178.272 rupiah/kapita sebulan dan aneka komoditas dan jasa 94.492 rupiah/kapita sebulan.

DESCRIPTION

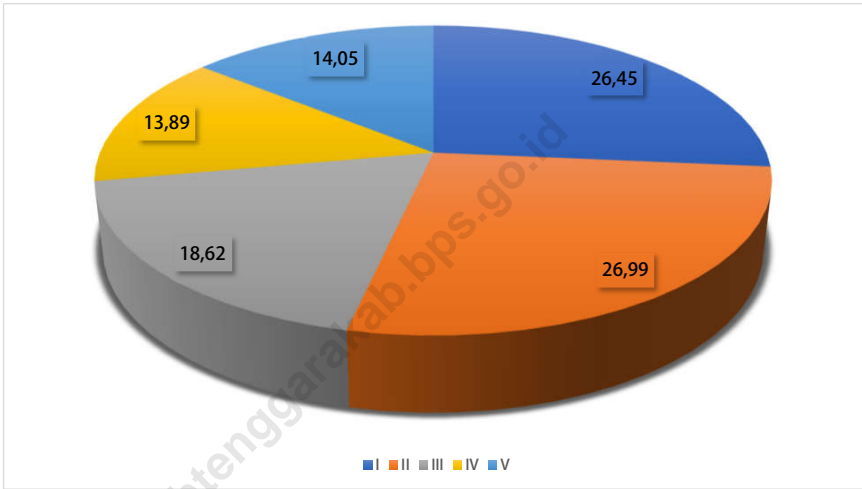
Average of expenditure per capita per month of Aceh Tenggara Regency in 2020 was 935,304 rupiahs, i.e. 532,866 rupiahs for food and 402,438 rupiahs for non-food.

Average of expenditure in food groups is dominated by food and beverages 128.858 rupiahs/capita a month. Then cereal 95,337 rupiahs/capita a month and cigarette 86,418 rupiahs/capita a month.

Meanwhile, average of expenditure in non-food groups is dominated by groups of housing and household facilities 178,272 rupiahs/capita a month and various goods and services 94,492 rupiahs/capita a month).

Gambar 10.1
Figures

Persentase Penduduk Menurut Kuintil Pengeluaran Perkapita Sebulan di Kabupaten Aceh Tenggara, 2020
Percentage of Population by Monthly Per Capita Expenditure Quintile in Aceh Tenggara Regency, 2020



Sumber/Source: BPS, Survei Sosial Ekonomi Nasional (Susenas) Maret/BPS-Statistics Indonesia, National Socioeconomic Survey March

Tabel
Table 10.1**Rata-rata Pengeluaran per Kapita Sebulan Menurut Kelompok Komoditas (rupiah) di Kabupaten Aceh Tenggara, 2019 dan 2020**
Monthly Average Expenditure per Capita by Commodity Group (rupiahs) in Aceh Tenggara Regency, 2019 and 2020

| Kelompok Komoditas/Commodity Group | 2019 | 2020 |
|---|----------------|----------------|
| (1) | (2) | (3) |
| Makanan/Food | | |
| Padi-padian/ <i>Cereals</i> | 90 389 | 95 337 |
| Umbi-umbian/ <i>Tubers</i> | 4 664 | 2 888 |
| Ikan/udang/cumi/kerang/ <i>Fish/shrimp/common squid/shells</i> | 65 304 | 59 568 |
| Daging/ <i>Meat</i> | 20 698 | 21 189 |
| Telur dan susu/ <i>Eggs and milk</i> | 19 149 | 21 193 |
| Sayur-sayuran/ <i>Vegetables</i> | 44 389 | 43 413 |
| Kacang-kacangan/ <i>Legumes</i> | 7 100 | 6 324 |
| Buah-buahan/ <i>Fruits</i> | 16 729 | 18 236 |
| Minyak dan kelapa/ <i>Oil and coconut</i> | 17 897 | 18 709 |
| Bahan minuman/ <i>Beverage stuffs</i> | 12 216 | 13 011 |
| Bumbu-bumbuan/ <i>Spices</i> | 10 658 | 11 766 |
| Konsumsi lainnya/ <i>Miscellaneous food items</i> | 6 460 | 5 955 |
| Makanan dan minuman jadi/ <i>Prepared food and beverages</i> | 122 998 | 128 858 |
| Rokok/ <i>Cigarettes</i> | 87 198 | 86 418 |
| Jumlah makanan/Total food | 525 850 | 532 866 |
| Bukan makanan/Non-food | | |
| Perumahan dan fasilitas rumah tangga/ <i>Housing and household facilities</i> | 149 498 | 178 272 |
| Aneka komoditas dan jasa/ <i>Goods and services</i> | 79 019 | 94 492 |
| Pakaian, alas kaki, dan tutup kepala/ <i>Clothing, footwear, and headgear</i> | 30 317 | 36 699 |
| Komoditas tahan lama/ <i>Durable goods</i> | 14 732 | 32 652 |
| Pajak, pungutan, dan asuransi/ <i>Taxes and insurance</i> | 28 586 | 42 633 |
| Keperluan pesta dan upacara/kenduri/ <i>Parties and ceremonies</i> | 9 568 | 17 690 |
| Jumlah bukan makanan/Total non-food | 311 721 | 402 438 |
| Jumlah/Total | 837 571 | 935 304 |

Sumber/Source: BPS, Survei Sosial Ekonomi Nasional (Susenas) Maret/BPS-Statistics Indonesia, National Socioeconomic Survey March

Tabel
Table 10.2

**Persentase Pengeluaran per Kapita Sebulan Menurut
Kelompok Komoditas di Kabupaten Aceh Tenggara, 2019
dan 2020**
*Percentage of Monthly Expenditure per Capita by Commodity
Group in Aceh Tenggara Regency, 2019 and 2020*

| Kelompok Komoditas/Commodity Group | 2019 | 2020 |
|---|---------------|---------------|
| (1) | (2) | (3) |
| Makanan/Food | | |
| Padi-padian/ <i>Cereals</i> | 10,79 | 10,19 |
| Umbi-umbian/ <i>Tubers</i> | 0,56 | 0,31 |
| Ikan/udang/cumi/kerang/ <i>Fish/shrimp/common squid/shells</i> | 7,80 | 6,37 |
| Daging/ <i>Meat</i> | 2,47 | 2,27 |
| Telur dan susu/ <i>Eggs and milk</i> | 2,29 | 2,27 |
| Sayur-sayuran/ <i>Vegetables</i> | 5,30 | 4,64 |
| Kacang-kacangan/ <i>Legumes</i> | 0,85 | 0,68 |
| Buah-buahan/ <i>Fruits</i> | 2,00 | 1,95 |
| Minyak dan kelapa/ <i>Oil and coconut</i> | 2,14 | 2,00 |
| Bahan minuman/ <i>Beverage stuffs</i> | 1,46 | 1,39 |
| Bumbu-bumbuan/ <i>Spices</i> | 1,27 | 1,26 |
| Konsumsi lainnya/ <i>Miscellaneous food items</i> | 0,77 | 0,64 |
| Makanan dan minuman jadi/ <i>Prepared food and beverages</i> | 14,69 | 13,78 |
| Rokok/ <i>Cigarettes</i> | 10,41 | 9,24 |
| Jumlah makanan/Total food | 62,78 | 56,97 |
| Bukan makanan/Non-food | | |
| Perumahan dan fasilitas rumah tangga/ <i>Housing and household facilities</i> | 17,85 | 19,06 |
| Aneka komoditas dan jasa/ <i>Goods and services</i> | 9,43 | 10,10 |
| Pakaian, alas kaki, dan tutup kepala/ <i>Clothing, footwear, and headgear</i> | 3,62 | 3,92 |
| Komoditas tahan lama/ <i>Durable goods</i> | 1,76 | 3,49 |
| Pajak, pungutan, dan asuransi/ <i>Taxes and insurance</i> | 3,41 | 4,56 |
| Keperluan pesta dan upacara/kenduri/ <i>Parties and ceremonies</i> | 1,14 | 1,89 |
| Jumlah bukan makanan/Total non-food | 37,22 | 43,03 |
| Jumlah/Total | 100,00 | 100,00 |

Sumber/Source: BPS, Survei Sosial Ekonomi Nasional (Susenas) Maret/BPS-Statistics Indonesia, National Socioeconomic Survey March

Tabel
Table 10.3**Persentase Penduduk Menurut Kuintil Pengeluaran
Perkapita Sebulan di kabupaten Aceh Tenggara, 2018 -
2020****Percentage of Population by Monthly Per Capita
Expenditure Quintile in Aceh Tenggara district, 2018 - 2020**

| Kuintil Quintile | 2018 | 2019 | 2020 |
|-----------------------------|---------------|---------------|---------------|
| (1) | (2) | (3) | (4) |
| I | 14,76 | 22,32 | 26,45 |
| II | 27,40 | 27,59 | 26,99 |
| III | 20,94 | 22,43 | 18,62 |
| IV | 18,62 | 14,85 | 13,89 |
| V | 18,28 | 12,81 | 14,05 |
| Jumlah/Total | 100,00 | 100,00 | 100,00 |

Sumber/Source: BPS, Survei Sosial Ekonomi Nasional (Susenas) Maret/BPS-Statistics Indonesia, National Socioeconomic Survey March

JUMLAH PEMASUKAN/PENERIMAAN BERAS (Kg)
PERUM BULOG SUB DRIVE KUTACANE, 2020



Beras Medium

Medium Rice

2.053.320



1.295.154

Beras Premium

Premium Rice

Sumber: Perum BULOG Sub Drive Kutacane

PENJELASAN TEKNIS**TECHNICAL NOTES**

- | | |
|---|---|
| <p>1. Pedagang kecil adalah usaha perorangan atau lebih dalam kegiatan jual beli barang. Pedagang kecil membeli barang dagangan dengan skala kecil. Pedagang kecil secara langsung menjual dagangannya kepada konsumen.</p> | <p>1. <i>Small traders are one or more individual business venture in trading sector. Small traders buy small scale commodity and directly sell to consumer.</i></p> |
| <p>2. Pedagang menengah adalah pedagang yang skala kegiatan jual belinya lebih kecil dari pedagang besar dan lebih tinggi dibanding pedagang kecil.</p> | <p>2. <i>Middle Traders are business venture with intermediate buying or selling scale.</i></p> |
| <p>3. Pedagang besar adalah pedagang dengan kegiatan jual beli berskala besar dan menjual barang dagangannya ke pabrik, industri, atau pedagang besar lain dengan sistem business to business.</p> | <p>3. <i>Whole seller are trading business venture with large scale activity and sell it's product to factories, industries, or other whole seller. It's main characteristic is business to business.</i></p> |
| <p>4. Usaha kecil adalah usaha yang mempunyai 5-19 karyawan dengan aset antara Rp50 juta hingga Rp500 juta dan omset pertahunnya antara Rp300 juta sampai dengan Rp 2,5 milyar.</p> | <p>4. <i>Small business is a type of business with 5-19 employees and total assets between Rp50 million to Rp500 million. Annual turnover from small business is between Rp300 million to Rp2.5 billion.</i></p> |
| <p>5. Usaha menengah merupakan usaha yang berdiri sendiri dan bukan termasuk anak perusahaan yang mempunyai 19-99 karyawan dengan aset antara Rp500 juta hingga Rp10 milyar dan omset per tahun antara Rp2,5 milyar hingga Rp50 milyar.</p> | <p>5. <i>Medium enterprise is a type of business that is not a subsidiary venture. It was 19-99 employees with assets between Rp500 million to Rp10 billion an annual turnover between Rp2.5 billion to Rp50 billion.</i></p> |

6. Usaha besar adalah usaha dengan lebih dari 99 karyawan, Aset usaha besar berjumlah lebih dari Rp10 milyar dan omset per tahunnya lebih besar dari Rp10 milyar.
 7. Wajib daftar perusahaan adalah kegiatan pendaftaran perusahaan untuk mendapatkan suatu gambaran mengenai perusahaan yang bersangkutan.
 8. Pendapatan asli daerah adalah penerimaan yang diperoleh daerah dari sumber - sumber dalam wilayahnya sendiri yang dipungut sesuai dengan peraturan daerah.
 9. Tanda daftar perusahaan adalah catatan resmi yang diadakan menurut atau berdasarkan ketentuan undang-undang atau peraturan - peraturan. Di dalamnya memuat hal-hal yang wajib didaftarkan oleh setiap perusahaan serta disahkan oleh pejabat yang berwenang.
 10. Surat izin usaha perdagangan (SIUP) adalah surat izin yang diberikan oleh pejabat yang berwenang kepada pengusaha untuk menjalankan usaha di sektor perdagangan dan jasa.
6. *Big business is a type of business that has over 99 employees. It's assets could reach out over Rp10 billion and annual turnover is more than Rp10 billion.*
 7. *Mandatory company listing is the process to compile company directory.*
 8. *Locally generated revenue is revenue from local resources that is collected by local government.*
 9. *Certificate of company registration is legal records compiled under constitution or rule of law and had been legalized by authorized government officials. It consist of matters that a company should disclose.*
 10. *Business license is a legal letter signed by government officials to business owner as a permit for any business activity conducted in trade or service sector.*

ULASAN

Selama tahun 2020 jumlah penyaluran beras bulog di Kabupaten Aceh Tenggara, 658.665 Kg ditujukan untuk raskin, 10.000 Kg untuk cadangan beras pemerintah, dan 7.390 Kg untuk pegawai Perum BUMN (Pegawai BULOG) Kabupaten Aceh Tenggara.

Sampai dengan desember 2020, terdapat 689 perusahaan yang memiliki SIUP di Kabupaten Aceh Tenggara, 298 perusahaan yang terdaftar terdapat di kecamatan Babussalam.

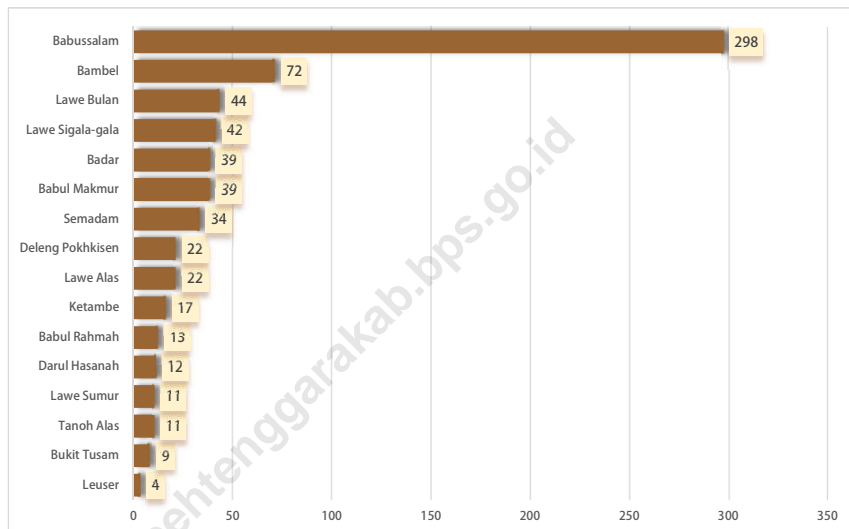
DESCRIPTION

During the year 2020 the amount of rice Bulog in Aceh Tenggara Regency, aimed raskin 658.655 Kg, 10.000 Kg for the government's rice reserve, and 7.390 Kg for state employees Perum BUMN (BULOG's employees) of Aceh Tenggara Regency.

Until the end of December of 2020, 689 listed as registered corporation in Aceh Tenggara. 298 of it was located in Babussalam.

Gambar 11.1
Figures

Jumlah Perusahaan Memiliki SIUP di Kabupaten Aceh Tenggara, 2020
Number of Companies Have a List of Companies in Aceh Tenggara Regency, 2020



Sumber/Source: Dinas Penanaman Modal dan Perizinan Terpadu Satu Pintu Kabupaten Aceh Tenggara/*Investment and One Stop Business Permit Office of Aceh Tenggara Regency*

11.1 PERDAGANGAN TRADE

Tabel 11.1 Jumlah Perusahaan Memiliki SIUP Perusahaan Menurut Kecamatan di Kabupaten Aceh Tenggara, 2020
Number of Companies Have a List of Companies Sign by Subdistrict and Its Kind in Aceh Tenggara Regency, 2020

| Kecamatan Subdistrict | Banyaknya Perusahaan Number of Companies |
|--------------------------|---|
| (1) | (2) |
| Lawe Alas | 22 |
| Babul Rahmah | 13 |
| Tanoh Alas | 11 |
| Lawe Sigala-gala | 42 |
| Babul Makmur | 39 |
| Semadam | 34 |
| Leuser | 4 |
| Bambel | 72 |
| Bukit Tusam | 9 |
| Lawe Sumur | 11 |
| Babussalam | 298 |
| Lawe Bulan | 44 |
| Badar | 39 |
| Darul Hasanah | 12 |
| Ketambe | 17 |
| Deleng Pokhkisen | 22 |
| Aceh Tenggara | 689 |

Sumber/Source: Dinas Penanaman Modal dan Perizinan Terpadu Satu Pintu Kabupaten Aceh Tenggara/*Investment and One Stop Business Permit Office of Aceh Tenggara Regency*

Tabel
Table 11.2**Jumlah Pemasukan/Penerimaan Beras oleh Perum BULOG
Sub Divre Kutacane Kabupaten Aceh Tenggara, 2020**
**Number of Incoming Rice by Kutacane Sub Divre of Logistics
Public Company of Aceh Tenggara Regency, 2020**

| | Jenis Type | Jumlah Pemasukan Beras Total Incoming Rice (Kg) |
|------------------------------------|-----------------------|--|
| | (1) | (2) |
| Beras Medium/ <i>Medium Rice</i> | | 2 053 320 |
| Beras Premium/ <i>Premium Rice</i> | | 1 295 154 |
| | Jumlah/Total | 3 348 474 |

Sumber/Source: Perum BULOG Sub Divre Kutacane/Kutacane Sub Divre of Logistics Public Company

Tabel
Table 11.3

**Jumlah Penyaluran/Penjualan (Kg) Beras oleh Perum
BULOG Sub Divre Kutacane Kabupaten Aceh Tenggara,
2020**
*Number of Distribution/Selling (Kg) Rice by Kutacane
Sub Divre of Logistics Public Company of Aceh Tenggara
Regency, 2020*

| Bulan <i>Month</i> | Pegawai BUMN (Pegawai BULOG) <i>State Enterprise Officer</i> | Pt. Korp BULOG (Petugas Keamanan) <i>Security Officer</i> | OSBH Op. Pasar |
|------------------------------|--|---|-----------------------|
| (1) | (2) | (3) | (4) |
| Januari/ <i>January</i> | - | - | 111 200 |
| Februari/ <i>February</i> | 1 280 | 240 | 119 650 |
| Maret/ <i>March</i> | - | - | 131 300 |
| April/ <i>April</i> | 640 | 220 | 90 430 |
| Mei/ <i>May</i> | 1 270 | 110 | 207 400 |
| Juni/ <i>June</i> | 630 | - | 98 227 |
| Juli/ <i>July</i> | - | 110 | 90 450 |
| Agustus/ <i>August</i> | 1 180 | 220 | 62 200 |
| September/ <i>September</i> | - | - | 45 750 |
| Oktober/ <i>October</i> | 1 190 | 220 | 18 000 |
| November/ <i>November</i> | 600 | 110 | 8 500 |
| Desember/ <i>December</i> | 600 | 110 | 35 100 |
| Jumlah/Total | 7 390 | 1 340 | 1 018 207 |

Sumber/*Source*: Perum BULOG Sub Divre Kutacane/Kutacane Sub Divre of Logistics Public Company

Lanjutan Tabel/Continued Table 11.3

| Bulan Month | Polri/TNI AD Police/Army | Lembaga Pemasya- rakatan (LP) State Prison | Cadangan Beras Pemerintah Government's Rice Reserve |
|------------------------|-------------------------------------|---|--|
| (1) | (5) | (6) | (7) |
| Januari/January | - | - | - |
| Februari/February | - | - | - |
| Maret/March | - | - | - |
| April/April | - | - | - |
| Mei/May | 10 000 | - | 10 000 |
| Juni/June | 10 000 | - | - |
| Juli/July | - | - | - |
| Agustus/August | 20 000 | - | - |
| September/September | - | - | - |
| Oktober/October | - | - | - |
| November/November | - | - | - |
| Desember/December | - | - | - |
| Jumlah/Total | 40 000 | - | 10 000 |

Sumber/Source: Perum BULOG Sub Divre Kutacane/Kutacane Sub Divre of Logistics Public Company

Lanjutan Tabel/Continued Table 11.3

| Bulan Month | DINSOS/Transmigran Transmigrant | BANSOS/Raskin Poor Rice |
|---------------------|------------------------------------|----------------------------|
| (1) | (8) | (9) |
| Januari/January | - | - |
| Februari/February | - | - |
| Maret/March | - | - |
| April/April | 10 000 | - |
| Mei/May | - | - |
| Juni/June | - | - |
| Juli/July | - | - |
| Agustus/August | - | - |
| September/September | - | 160 110 |
| Oktober/October | 1 000 | 498 555 |
| November/November | 1 000 | - |
| Desember/December | 3 050 | - |
| Jumlah/Total | 6 050 | 658 665 |

Sumber/Source: Perum BULOG Sub Divre Kutacane/Kutacane Sub Divre of Logistics Public Company

PENDAPATAN DOMESTIK REGIONAL BRUTO (PDRB)
KABUPATEN ACEH TENGGARA 2020
Atas Dasar Harga Berlaku



5.062,6 Miliar

LAJU PERTUMBUHAN PDRB
KABUPATEN ACEH TENGGARA 2016-2020



Sumber: Badan Pusat Statistik

PENJELASAN TEKNIS**TECHNICAL NOTES**

1. Penghitungan statistik neraca nasional mengikuti buku petunjuk yang diterbitkan oleh Perserikatan Bangsa Bangsa (PBB) dikenal sebagai Sistem Neraca Nasional (SNN). SNN adalah rekomendasi internasional tentang bagaimana menyusun ukuran aktivitas ekonomi yang sesuai dengan standar neraca baku yang didasarkan pada prinsip-prinsip ekonomi. Rekomendasi yang dimaksud dinyatakan dalam sekumpulan konsep, definisi, klasifikasi, dan aturan neraca yang disepakati secara internasional dalam mengukur indikator tertentu seperti Produk Domestik Bruto (PDB). Salah satu bentuk adaptasi pencatatan statistik nasional adalah melakukan perubahan tahun dasar PDB Indonesia dari tahun 2000 ke 2010. Perubahan tahun dasar PDB dilakukan seiring dengan mengadopsi rekomendasi PBB yang tertuang dalam Sistem Neraca Nasional 2008 (SNA 2008).

2. Produk Domestik Bruto pada tingkat nasional serta Produk Domestik Regional Bruto (PDRB) pada tingkat regional (provinsi) menggambarkan kemampuan suatu wilayah untuk menciptakan nilai tambah pada suatu waktu tertentu. Untuk menyusun PDB

1. *The method used to estimate national accounts statistics is based on the standard guidelines formed by United Nation known as System of National Accounts (SNA). SNA is the internationally agreed standard set of recommendations on how to compile measures of economic activity in accordance with strict accounting conventions based on economic principles. The recommendations are expressed in term of a set of concepts, definitions, classifications and accounting rules that comprise the internationally agreed standard for measuring indicators such as Gross Domestic Product (GDP). One of the improvement in the national statistical system is to rebase GDP form base year 2000 to 2010 in order to capture current economic condition. It is in line with the United Nations (UN) recommendation on 2008 SNA.*

2. *The basic measure of the value added arising from economic activity is known as Gross Domestic Product at the national level and Gross Regional Domestic Product (GRDP) at the regional level (provinces/regencies/municipalities). To compile*

maupun PDRB digunakan 2 pendekatan, yaitu lapangan usaha dan pengeluaran. Keduanya menyajikan komposisi data nilai tambah dirinci menurut sumber kegiatan ekonomi (lapangan usaha) dan menurut komponen penggunaannya. PDB maupun PDRB dari sisi lapangan usaha merupakan penjumlahan seluruh komponen nilai tambah bruto yang mampu diciptakan oleh sektor-sektor ekonomi atas berbagai aktivitas produksinya. Sedangkan dari sisi pengeluaran menjelaskan tentang penggunaan dari nilai tambah tersebut.

3. PDB menurut lapangan usaha mengalami perubahan klasifikasi dari 9 lapangan usaha menjadi 17 lapangan usaha. PDB menurut lapangan usaha dirinci menurut total nilai tambah dari seluruh sektor ekonomi yang mencakup lapangan usaha Pertanian, Kehutanan, dan Perikanan; Pertambangan dan Penggalian; Industri Pengolahan; Pengadaan Listrik dan Gas; Pengadaan Air, Pengelolaan Sampah, Limbah dan Daur Ulang; Konstruksi; Perdagangan Besar dan Eceran, Reparasi Mobil dan Sepeda Motor; Transportasi dan Pergudangan; Penyediaan Akomodasi dan Makan Minum; Informasi dan Komunikasi; Jasa Keuangan dan Asuransi; Real Estat; Jasa

these statistics, two approaches have been used, i.e. "production approach" and "expenditure approach". The first approach is to measure value added produced by various kinds of economic activities, while the second approach is to measure final uses of the country's output. In other words, GDP/GRDP is the sum of total value added produced by all economic industries (activities) and the way of using it.

3. *GDP by industry classification changes from 9 Subdistricts to 17 industries. GDP by industry is classified by types of economic activities such as Agriculture, Forestry and Fishing; Mining and Quarrying; Manufacturing; Electricity and Gas; Water supply, Sewerage, Waste Management and Remediation Activities; Construction; Wholesale and Retail Trade; Repair of Motor Vehicles and Motorcycles; Transportation and Storage; Accommodation and Food Service Activities; Information and Communication; Financial and Insurance Activities; Real Estate Activities; Business Activities; Public Administration; Defence and Compulsory Social Security; Education; Human Health and*

Perusahaan; Administrasi Pemerintahan, Pertahanan dan Jaminan Sosial Wajib; Jasa Pendidikan; Jasa Kesehatan dan Kegiatan Sosial; dan Jasa lainnya.

Social Work Activities; and Other Services Activities.

4. PDB menurut pengeluaran mengalami perubahan klasifikasi dimana pengeluaran konsumsi Lembaga Non Profit yang Melayani Rumah Tangga (LNPR) yang sebelumnya termasuk bagian dari pengeluaran konsumsi rumah tangga menjadi komponen terpisah. Sehingga klasifikasi PDB menurut pengeluaran dirinci menjadi 7 komponen yaitu komponen pengeluaran konsumsi rumah tangga, pengeluaran konsumsi LNPR, pengeluaran konsumsi pemerintah, pembentukan modal tetap bruto, perubahan inventori, ekspor barang dan jasa, dan impor barang dan jasa.

4. *GDP by expenditure classification changes where consumption expenditure Non-profit Institutions Serving Households (NPISH) previously included as part of household consumption expenditure is taken out into separate component. So that, GDP by type of expenditures is classified into: household consumption expenditure, NPISH consumption expenditure, government consumption expenditure, gross fixed capital formation, changes in inventories, exports of goods and services, and imports of goods and services.*

5. Pengeluaran konsumsi rumah tangga mencakup berbagai pengeluaran konsumsi akhir rumah tangga atas barang dan jasa untuk memenuhi kebutuhan individu ataupun kelompok secara langsung. Pengeluaran rumah tangga di sini mencakup makanan dan minuman selain restoran; pakaian, alas kaki dan jasa perawatannya; perumahan dan perlengkapan rumah tangga; kesehatan dan pendidikan; transportasi dan komunikasi; restoran dan hotel serta lainnya.

5. *Household consumption expenditures consist of expenditures incurred by households, which are used for both individual or collective needs. Household consumptions are classified into food and beverages other than restaurants; clothing, footwear, and related maintenance services; housing and household equipment; health and education; transport and communication; restaurants and hotels; and others.*

6. Pengeluaran Pemerintah terdiri dari Pengeluaran Konsumsi Individu dan Pengeluaran Konsumsi Kolektif. Barang dan jasa individu merupakan barang dan jasa privat, dimana ciri-ciri barang privat adalah a) Scarcity, yaitu ada kelangkaan/keterbatasan dalam jumlah; b) Excludable consumption, yaitu konsumsi suatu barang dapat dibatasi hanya pada mereka yang memenuhi persyaratan tertentu (biasanya harga); c) Rivalrous competition, yaitu konsumsi oleh satu konsumen akan mengurangi atau menghilangkan kesempatan pihak lain untuk melakukan hal serupa. Contoh barang dan jasa yang dihasilkan pemerintah dan tergolong sebagai barang dan jasa individu adalah jasa pelayanan kesehatan pemerintah di rumah sakit/puskesmas dan jasa pendidikan di sekolah/universitas negeri. Sedangkan barang dan jasa kolektif ekuivalen dengan barang publik yang memiliki ciri a) Non rivalry, yaitu penggunaan satu konsumen terhadap suatu barang tidak mengurangi kesempatan konsumen lain untuk juga mengkonsumsi barang tersebut; b) Non excludable, yaitu apabila suatu barang publik tersedia, maka tidak ada yang dapat menghalangi siapapun untuk memperoleh manfaat dari barang tersebut atau dengan
6. *Government consumption expenditure consists of Individual Consumption Expenditure and Collective Consumption Expenditure. Individual goods and services are private goods and services, which the characteristics of private goods is a) Scarcity, that there is a scarcity/limited in number; b) Excludable consumption, the consumption of goods can be limited only to those who meet certain requirements (usually the price); c) Rivalrous competition, ie consumption by the consumer will reduce or eliminate the chance of another party to do so. Examples of goods and services produced by government and classified as goods and services of individuals is the government health services in hospitals/health centers and education services in schools/universities. Collective goods and services equivalent to public goods characterized by a) Non-rivalry, namely the use of a consumer for an item does not reduce the chance of another consumer to also consume goods; b) Non-excludable, i.e. when a public good available, then nothing can hinder anyone to benefit from the goods or in other words everyone has access to the goods. Examples of goods and services produced by government and classified as collective goods and services is carried military defense services and the police's security.*

kata lain setiap orang memiliki akses ke barang tersebut. Contoh barang dan jasa yang dihasilkan pemerintah dan tergolong sebagai barang dan jasa kolektif adalah jasa pertahanan yang dilakukan TNI dan keamanan yang dilakukan kepolisian.

7. Pembentukan Modal Tetap Bruto (PMTB) mencakup pengadaan, pembuatan, dan pembelian barang modal. Barang modal dimaksud adalah barang-barang yang digunakan untuk proses produksi, tahan lama atau yang mempunyai umur pemakaian lebih dari satu tahun seperti bangunan, mesin-mesin dan alat angkut. Termasuk pula di sini perbaikan besar (berat) yang sifatnya memperpanjang umur atau mengubah bentuk atau kapasitas barang modal tersebut. Pengeluaran barang modal untuk keperluan militer juga dicakup sebagai PMTB. Klasifikasi komponen PMTB dibagi menjadi 6 sub komponen yaitu Konstruksi; Mesin dan Peralatan; Kendaraan; Peralatan Lainnya; Cultivated Biological Resources (CBR) dan Produk Kekayaan Intelektual.
7. *Gross Fixed Capital Formation (GFCF) includes procurement, manufacture, and the purchase of capital goods. Capital goods are goods which are used for the production process, durable or have a service life of more than one year such as buildings, machinery, and transportation equipment. Including here: huge improvement that are to extend the life or changing the shape or the capacity of the capital goods. Capital expenditures for military purposes are also covered as GFCF. GFCF component are classified into six sub-components: Construction; Machinery and Equipment; vehicle; Other equipment; Cultivated Biological Resources (CBR) and Intellectual Property Product.*
8. Ekspor barang dan jasa merupakan transaksi perdagangan barang dan jasa dari penduduk (residen) ke bukan penduduk (nonresiden). Impor barang dan jasa adalah transaksi perdagangan dari
8. *Exports of goods and services consist of transactions of goods and services from residents to non-residents. Imports of goods and services consist of transaction of goods and services from non-*

bukan penduduk ke penduduk. Ekspor atau impor barang terjadi pada saat terjadi perubahan hak kepemilikan barang antara penduduk dengan bukan penduduk (dengan atau tanpa perpindahan fisik barang tersebut). Pada PDB dengan tahun dasar 2010, ekspor dan impor barang dirinci menjadi nonmigas dan migas.

residents to residents. Exports and imports of goods occur when there are changes in ownership of goods between residents and non-residents (with or without physical movements of goods across frontiers). On the GDP at 2010 basic year, exports and imports of goods specified into non oil and gas and oil and gas.

9. Produk Domestik Bruto maupun agregat turunannya disajikan dalam 2 (dua) versi penilaian, yaitu atas dasar "harga berlaku" dan atas dasar "harga konstan". Disebut sebagai harga berlaku karena seluruh agregat dinilai dengan menggunakan harga pada tahun berjalan, sedangkan harga konstan penilaiannya didasarkan kepada harga satu tahun dasar tertentu, dalam publikasi ini digunakan harga tahun 2010.

9. *GDP and its aggregations are presented in two forms: at current market prices and at constant base year market prices. In presenting current market prices, all aggregates are valued at current market prices, while base year constant market prices are shown by valuing all aggregates at fixed base year prices. Year of 2010 is used as the base year in this publication.*

10. Laju pertumbuhan Produk Domestik Bruto diperoleh dari perhitungan PDB atas dasar harga konstan. Diperoleh dengan cara mengurangi nilai PDB pada tahun ke-n terhadap nilai pada tahun ke n-1 (tahun sebelumnya), dibagi dengan nilai pada tahun ke n-1, dikalikan dengan 100 persen. Laju pertumbuhan menunjukkan perkembangan agregat pendapatan dari satu waktu tertentu terhadap waktu sebelumnya.

10. *Growth rate of Gross Domestic Product is derived from GDP at constant market prices. It is obtained by subtracting the value of GDP year n with the value of GDP year n-1, divided by the value of GDP year n-1 then multiplied by 100 percent. The growth rate of GDP explains the income growth during the given period.*

ULASAN

Produk Domestik Regional Bruto merupakan dasar pengukuran atas nilai tambah yang timbul akibat adanya berbagai aktivitas ekonomi dalam suatu wilayah.

PDRB Menurut Lapangan Usaha Atas Dasar Harga Berlaku Kabupaten Aceh Tenggara pada tahun 2020 sebesar 5.062,58 (dalam miliaran rupiah) sedangkan PDRB Atas Dasar Harga Konstan sebesar 3.436,34 (dalam miliaran rupiah). Laju pertumbuhan PDRB Aceh Tenggara pada tahun 2020 melambat sebesar -0,17 persen.

DESCRIPTION

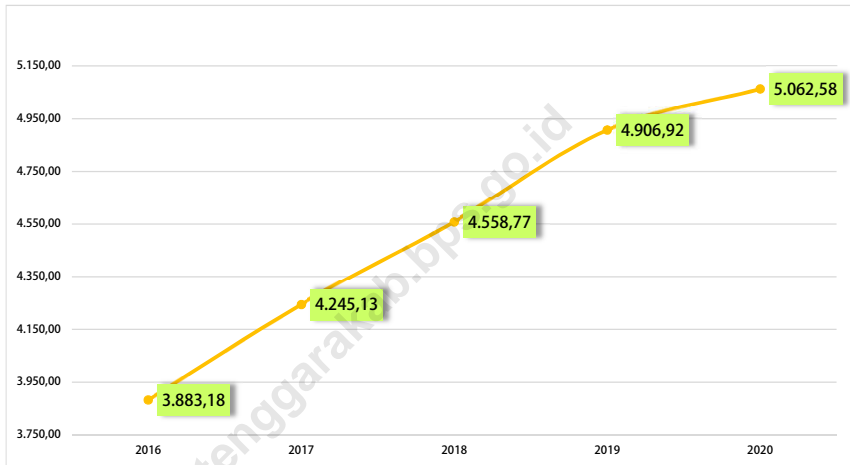
Gross Regional Domestic Product is the basis for measuring the added value arising from the existence of various economic activities in the region.

GDP Current Prices Southeast Aceh Regency in 2020 amounting to 5,062.58 (in billions of rupiahs) while the GDP Constant Price for 3,436.34 (in billions of rupiahs) Aceh Tenggara Regency's GDP growth rate in 2020 of -0.17 percent.

<https://acehtenggarakab.bps.go.id>

Gambar 12.1
Figures

PDRB Atas Dasar Harga Berlaku Menurut Lapangan Usaha di Kabupaten Aceh Tenggara (miliar rupiah), 2016–2020
PDRB at Current Market Prices by Industry in Aceh Tenggara Regency (billion rupiahs), 2016–2020



Sumber/Source: BPS, berbagai sensus, survei dan sumber lain/BPS-Statistics Indonesia, various census, survey, and other sources

Tabel
Table 12.1.

Produk Domestik Regional Bruto Atas Dasar Harga Berlaku Menurut Lapangan Usaha di Kabupaten Aceh Tenggara (miliar rupiah), 2016–2020
Gross Regional Domestic Product at Current Market Prices by Industry in Aceh Tenggara Regency (billion rupiahs), 2016–2020

| Lapangan Usaha/Industry | 2016 | 2017 | 2018 | 2019* | 2020** |
|--|-------------|-------------|-------------|--------------|---------------|
| (1) | (2) | (3) | (4) | (5) | (6) |
| A Pertanian, Kehutanan, dan Perikanan/ <i>Agriculture, Forestry, and Fishing</i> | 1 652,35 | 1 770,74 | 1 848,22 | 1 932,72 | 2 055,98 |
| B Pertambangan dan Penggalian/ <i>Mining and Quarrying</i> | 40,10 | 40,57 | 40,92 | 43,83 | 48,24 |
| C Industri Pengolahan/ <i>Manufacturing</i> | 50,85 | 59,08 | 67,31 | 76,46 | 76,05 |
| D Pengadaan Listrik dan Gas/ <i>Electricity and Gas</i> | 3,89 | 4,32 | 4,97 | 5,36 | 5,50 |
| E Pengadaan Air; Pengelolaan Sampah, Limbah, dan Daur Ulang/ <i>Water Supply; Sewerage, Waste Management, and Remediation Activities</i> | 0,64 | 0,69 | 0,79 | 0,82 | 0,80 |
| F Konstruksi/ <i>Construction</i> | 238,13 | 256,65 | 278,90 | 306,33 | 344,50 |
| G Perdagangan Besar dan Eceran; Reparasi Mobil dan Sepeda Motor/ <i>Wholesale and Retail Trade; Repair of Motor Vehicles and Motorcycles</i> | 521,16 | 584,83 | 653,39 | 728,78 | 703,87 |
| H Transportasi dan Pergudangan/ <i>Transportation and Storage</i> | 173,33 | 188,88 | 199,82 | 210,78 | 162,55 |
| I Penyediaan Akomodasi dan Makan Minum/ <i>Accommodation and Food Service Activities</i> | 25,03 | 28,19 | 32,42 | 35,90 | 32,87 |
| J Informasi dan Komunikasi/ <i>Information and Communication</i> | 71,65 | 74,42 | 76,47 | 77,33 | 86,05 |

Lanjutan Tabel/*Continued Table* 12.1

| Lapangan Usaha/ <i>Industry</i> | | 2016 | 2017 | 2018 | 2019* | 2020** |
|--|---|-----------------|-----------------|-----------------|-----------------|-----------------|
| (1) | | (2) | (3) | (4) | (5) | (6) |
| K | Jasa Keuangan dan Asuransi/ <i>Financial and Insurance Activities</i> | 115,46 | 132,22 | 140,47 | 154,19 | 154,37 |
| L | Real Estat/ <i>Real Estate Activities</i> | 156,18 | 170,70 | 181,28 | 195,98 | 198,49 |
| M,N | Jasa Perusahaan/ <i>Business Activities</i> | 15,92 | 17,02 | 18,81 | 20,19 | 20,72 |
| O | Administrasi Pemerintahan, Pertahanan, dan Jaminan Sosial Wajib/ <i>Public Administration and Defence; Compulsory Social Security</i> | 510,29 | 566,86 | 624,49 | 682,51 | 716,15 |
| P | Jasa Pendidikan/ <i>Education</i> | 101,88 | 111,77 | 127,04 | 145,01 | 150,01 |
| Q | Jasa Kesehatan dan Kegiatan Sosial/ <i>Human Health and Social Work Activities</i> | 131,29 | 156,69 | 173,65 | 194,02 | 206,52 |
| R,S,T,U | Jasa Lainnya/ <i>Other Services Activities</i> | 75,01 | 81,51 | 89,83 | 96,69 | 99,91 |
| Produk Domestik Regional Bruto/<i>Gross Regional Domestic Product</i> | | 3 883,18 | 4 245,13 | 4 558,77 | 4 906,92 | 5 062,58 |

Catatan/*Note*: r Angka revisi/ *Revised figures*

* Angka sementara/ *Preliminary figures*

** Angka sangat sementara/ *Very Preliminary figures*

Sumber/*Source*: BPS, berbagai sensus, survei dan sumber lain/*BPS-Statistics Indonesia, various census, survey, and other sources*

Tabel
Table 12.2

Produk Domestik Regional Bruto Atas Dasar Harga Konstan 2010 Menurut Lapangan Usaha di Kabupaten Aceh Tenggara (miliar rupiah), 2016–2020
Gross Regional Domestic Product at 2010 Constant Market Prices by Industry in Aceh Tenggara Regency (billion rupiahs), 2016–2020

| Lapangan Usaha/Industry | 2016 | 2017 | 2018 | 2019* | 2020** |
|--|-------------|-------------|-------------|--------------|---------------|
| (1) | (2) | (3) | (4) | (5) | (6) |
| A Pertanian, Kehutanan, dan Perikanan/ <i>Agriculture, Forestry, and Fishing</i> | 1 303,96 | 1 346,38 | 1 364,94 | 1 404,17 | 1 443,90 |
| B Pertambangan dan Penggalian/ <i>Mining and Quarrying</i> | 34,68 | 34,84 | 35,08 | 36,57 | 38,25 |
| C Industri Pengolahan/ <i>Manufacturing</i> | 37,37 | 40,69 | 43,59 | 48,34 | 46,41 |
| D Pengadaan Listrik dan Gas/ <i>Electricity and Gas</i> | 4,19 | 4,47 | 4,93 | 5,09 | 5,35 |
| E Pengadaan Air; Pengelolaan Sampah, Limbah, dan Daur Ulang/ <i>Water Supply; Sewerage, Waste Management, and Remediation Activities</i> | – | – | – | – | – |
| F Konstruksi/ <i>Construction</i> | 187,23 | 194,95 | 204,79 | 215,03 | 237,84 |
| G Perdagangan Besar dan Eceran; Reparasi Mobil dan Sepeda Motor/ <i>Wholesale and Retail Trade; Repair of Motor Vehicles and Motorcycles</i> | 403,75 | 431,51 | 457,38 | 490,30 | 464,03 |
| H Transportasi dan Pergudangan/ <i>Transportation and Storage</i> | 144,78 | 156,73 | 160,25 | 166,58 | 123,96 |
| I Penyediaan Akomodasi dan Makan Minum/ <i>Accommodation and Food Service Activities</i> | 18,85 | 20,24 | 22,33 | 23,69 | 21,09 |
| J Informasi dan Komunikasi/ <i>Information and Communication</i> | 66,26 | 68,49 | 70,11 | 70,21 | 78,74 |

Lanjutan Tabel/Continued Table 12.2

| Lapangan Usaha/Industry | 2016 | 2017 | 2018 | 2019* | 2020** |
|--|-----------------|-----------------|-----------------|-----------------|-----------------|
| (1) | (2) | (3) | (4) | (5) | (6) |
| K Jasa Keuangan dan Asuransi/ <i>Financial and Insurance Activities</i> | 81,88 | 88,15 | 90,17 | 95,13 | 95,67 |
| L Real Estat/ <i>Real Estate Activities</i> | 120,33 | 125,36 | 128,89 | 131,47 | 129,90 |
| M,N Jasa Perusahaan/ <i>Business Activities</i> | 14,62 | 14,68 | 14,77 | 14,85 | 14,37 |
| O Administrasi Pemerintahan, Pertahanan, dan Jaminan Sosial Wajib/ <i>Public Administration and Defence; Compulsory Social Security</i> | 380,06 | 401,07 | 418,12 | 436,84 | 422,38 |
| P Jasa Pendidikan/ <i>Education</i> | 82,62 | 87,30 | 93,73 | 100,29 | 103,77 |
| Q Jasa Kesehatan dan Kegiatan Sosial/ <i>Human Health and Social Work Activities</i> | 108,19 | 124,40 | 131,40 | 139,29 | 145,53 |
| R,S,T,U Jasa Lainnya/ <i>Other Services Activities</i> | 55,65 | 58,22 | 61,22 | 63,67 | 64,61 |
| Produk Domestik Regional Bruto/Gross Regional Domestic Product | 3 044,88 | 3 197,95 | 3 302,24 | 3 442,06 | 3 436,34 |

Catatan/Note: r Angka revisi/ *Revised figures*

* Angka sementara/ *Preliminary figures*

** Angka sangat sementara/ *Very Preliminary figures*

Sumber/Source: BPS, berbagai sensus, survei dan sumber lain/BPS-Statistics Indonesia, various census, survey, and other sources

Tabel
Table 12.3

Distribusi Persentase Produk Domestik Regional Bruto Atas Dasar Harga Berlaku Menurut Lapangan Usaha di Kabupaten Aceh Tenggara, 2016–2020
Percentage Distribution of Gross Regional Domestic Product at Current Market Prices by Industry in Aceh Tenggara Regency, 2016–2020

| Lapangan Usaha/Industry | 2016 | 2017 | 2018 | 2019* | 2020** |
|--|-------------|-------------|-------------|--------------|---------------|
| (1) | (2) | (3) | (4) | (5) | (6) |
| A Pertanian, Kehutanan, dan Perikanan/ <i>Agriculture, Forestry, and Fishing</i> | 42,55 | 41,71 | 40,54 | 39,39 | 40,61 |
| B Pertambangan dan Penggalian/ <i>Mining and Quarrying</i> | 1,03 | 0,96 | 0,90 | 0,89 | 0,95 |
| C Industri Pengolahan/ <i>Manufacturing</i> | 1,31 | 1,39 | 1,48 | 1,56 | 1,50 |
| D Pengadaan Listrik dan Gas/ <i>Electricity and Gas</i> | 0,10 | 0,10 | 0,11 | 0,11 | 0,11 |
| E Pengadaan Air; Pengelolaan Sampah, Limbah, dan Daur Ulang/ <i>Water Supply; Sewerage, Waste Management, and Remediation Activities</i> | 0,02 | 0,02 | 0,02 | 0,02 | 0,02 |
| F Konstruksi/ <i>Construction</i> | 6,13 | 6,05 | 6,12 | 6,24 | 6,80 |
| G Perdagangan Besar dan Eceran; Reparasi Mobil dan Sepeda Motor/ <i>Wholesale and Retail Trade; Repair of Motor Vehicles and Motorcycles</i> | 13,42 | 13,78 | 14,33 | 14,85 | 13,90 |
| H Transportasi dan Pergudangan/ <i>Transportation and Storage</i> | 4,46 | 4,45 | 4,38 | 4,30 | 3,21 |
| I Penyediaan Akomodasi dan Makan Minum/ <i>Accommodation and Food Service Activities</i> | 0,64 | 0,66 | 0,71 | 0,73 | 0,65 |
| J Informasi dan Komunikasi/ <i>Information and Communication</i> | 1,85 | 1,75 | 1,68 | 1,58 | 1,70 |
| K Jasa Keuangan dan Asuransi/ <i>Financial and Insurance Activities</i> | 2,97 | 3,11 | 3,08 | 3,14 | 3,05 |

Lanjutan Tabel/Continued Table 12.3

| Lapangan Usaha/Industry | | 2016 | 2017 | 2018 | 2019* | 2020** |
|---|---|---------------|---------------|---------------|---------------|---------------|
| (1) | | (2) | (3) | (4) | (5) | (6) |
| L | Real Estat/Real Estate Activities | 4,02 | 4,02 | 3,98 | 3,99 | 3,92 |
| M,N | Jasa Perusahaan/Business Activities | 0,41 | 0,40 | 0,41 | 0,41 | 0,41 |
| O | Administrasi Pemerintahan, Pertahanan, dan Jaminan Sosial Wajib/Public Administration and Defence; Compulsory Social Security | 13,14 | 13,35 | 13,70 | 13,91 | 14,15 |
| P | Jasa Pendidikan/Education | 2,62 | 2,63 | 2,79 | 2,96 | 2,96 |
| Q | Jasa Kesehatan dan Kegiatan Sosial/Human Health and Social Work Activities | 3,38 | 3,69 | 3,81 | 3,95 | 4,08 |
| R,S,T,U | Jasa Lainnya/Other Services Activities | 1,93 | 1,92 | 1,97 | 1,97 | 1,97 |
| Produk Domestik Regional Bruto/Gross Regional Domestic Product | | 100,00 | 100,00 | 100,00 | 100,00 | 100,00 |

Catatan/Note: r Angka revisi/ Revised figures

* Angka sementara/ Preliminary figures

** Angka sangat sementara/ Very Preliminary figures

Sumber/Source: BPS, berbagai sensus, survei dan sumber lain/BPS-Statistics Indonesia, various census, survey, and other sources

Tabel
Table 12.4

Laju Pertumbuhan Produk Domestik Regional Bruto Atas Dasar Harga Konstan 2010 Menurut Lapangan Usaha di Kabupaten Aceh Tenggara (persen), 2016–2020
Growth Rate of Gross Regional Domestic Product at 2010 Constant Market Prices by Industry in Aceh Tenggara Regency (percent), 2016–2020

| Lapangan Usaha/Industry | | 2016 | 2017 | 2018 | 2019* | 2020** |
|-------------------------|--|-------|------|-------|-------|--------|
| (1) | | (2) | (3) | (4) | (5) | (6) |
| A | Pertanian, Kehutanan, dan Perikanan/ <i>Agriculture, Forestry, and Fishing</i> | 3,34 | 3,25 | 1,38 | 2,87 | 2,83 |
| B | Pertambangan dan Penggalian/ <i>Mining and Quarrying</i> | 5,07 | 0,47 | 0,69 | 4,25 | 4,61 |
| C | Industri Pengolahan/ <i>Manufacturing</i> | 7,47 | 8,88 | 7,14 | 10,89 | -3,98 |
| D | Pengadaan Listrik dan Gas/ <i>Electricity and Gas</i> | 10,38 | 6,66 | 10,31 | 3,34 | 5,06 |
| E | Pengadaan Air; Pengelolaan Sampah, Limbah, dan Daur Ulang/ <i>Water Supply; Sewerage, Waste Management, and Remediation Activities</i> | 7,03 | 5,66 | 11,30 | 1,56 | -2,87 |
| F | Konstruksi/ <i>Construction</i> | 9,95 | 4,12 | 5,05 | 5,00 | 10,61 |
| G | Perdagangan Besar dan Eceran; Reparasi Mobil dan Sepeda Motor/ <i>Wholesale and Retail Trade; Repair of Motor Vehicles and Motorcycles</i> | 4,58 | 6,88 | 6,00 | 7,20 | -5,36 |
| H | Transportasi dan Pergudangan/ <i>Transportation and Storage</i> | 0,41 | 8,25 | 2,24 | 3,95 | -25,58 |
| I | Penyediaan Akomodasi dan Makan Minum/ <i>Accommodation and Food Service Activities</i> | 6,87 | 7,35 | 10,35 | 6,10 | -10,98 |
| J | Informasi dan Komunikasi/ <i>Information and Communication</i> | 1,58 | 3,36 | 2,36 | 0,14 | 12,15 |
| K | Jasa Keuangan dan Asuransi/ <i>Financial and Insurance Activities</i> | 2,14 | 7,65 | 2,29 | 5,50 | 0,57 |
| L | Real Estat/ <i>Real Estate Activities</i> | 4,37 | 4,18 | 2,81 | 2,00 | -1,19 |
| M,N | Jasa Perusahaan/ <i>Business Activities</i> | 1,46 | 0,42 | 0,66 | 0,50 | -3,19 |

Lanjutan Tabel/Continued Table 12.4

| Lapangan Usaha/Industry | | 2016 | 2017 | 2018 | 2019* | 2020** |
|--|---|-------------|-------------|-------------|-------------|--------------|
| (1) | | (2) | (3) | (4) | (5) | (6) |
| 0 | Administrasi Pemerintahan, Pertahanan, dan Jaminan Sosial Wajib/ <i>Public Administration and Defence; Compulsory Social Security</i> | 5,21 | 5,53 | 4,25 | 4,48 | -3,31 |
| P | Jasa Pendidikan/ <i>Education</i> | 4,07 | 5,66 | 7,37 | 7,00 | 3,47 |
| Q | Jasa Kesehatan dan Kegiatan Sosial/ <i>Human Health and Social Work Activities</i> | 7,73 | 14,99 | 5,63 | 6,00 | 4,48 |
| R,S,T,U | Jasa Lainnya/ <i>Other Services Activities</i> | 5,03 | 4,61 | 5,16 | 4,00 | 1,47 |
| Produk Domestik Regional Bruto/<i>Gross Regional Domestic Product</i> | | 4,24 | 5,03 | 3,26 | 4,23 | -0,17 |

Catatan/Note: r Angka revisi/ *Revised figures*

* Angka sementara/ *Preliminary figures*

** Angka sangat sementara/ *Very Preliminary figures*

Sumber/Source: BPS, berbagai sensus, survei dan sumber lain/BPS-Statistics Indonesia, various census, survey, and other sources

Tabel
Table 12.5

Produk Domestik Regional Bruto Atas Dasar Harga Berlaku Menurut Jenis Pengeluaran di Kabupaten Aceh Tenggara (miliar rupiah), 2015–2019
Gross Regional Domestic Product at 2010 Constant Market Prices by Type of Expenditure in Aceh Tenggara Regency (billion rupiahs), 2015–2019

| Jenis Pengeluaran Type of Expenditure | 2015 | 2016 | 2017 | 2018* | 2019** |
|---|-----------------|-----------------|-----------------|-----------------|-----------------|
| (1) | (2) | (3) | (4) | (5) | (6) |
| Pengeluaran Konsumsi Rumah Tangga <i>Household Consumption Expenditure</i> | 2 929,26 | 3 104,20 | 3 309,37 | 3 530,57 | 3 810,80 |
| Pengeluaran Konsumsi LNPR <i>NPISH Consumption Expenditure</i> | 125,95 | 143,16 | 157,81 | 193,27 | 220,84 |
| Pengeluaran Konsumsi Pemerintah <i>Government Consumption Expenditure</i> | 1 073,66 | 1 138,88 | 1 151,67 | 1 176,72 | 1 422,54 |
| Pembentukan Modal Tetap Bruto <i>Gross Fixed Capital Formation</i> | 998,02 | 1 103,31 | 1 196,53 | 1 285,85 | 1 369,32 |
| Perubahan Inventori <i>Changes in Inventories</i> | -1,68 | -0,99 | 136,98 | 372,67 | 226,99 |
| Net Ekspor Barang dan Jasa <i>Net Exports of Goods and Services</i> | -1 558,06 | -1 605,38 | -1 707,23 | -1 995,63 | -2 105,68 |
| Produk Domestik Regional Bruto/ Gross Regional Domestic Product | 3 567,14 | 3 883,18 | 4 245,13 | 4 563,46 | 4 944,81 |

Catatan/Note: r Angka revisi/ Revised figures

* Angka sementara/ Preliminary figures

** Angka sangat sementara/ Very Preliminary figures

Sumber/Source: BPS, berbagai sensus, survei dan sumber lain/BPS-Statistics Indonesia, various census, survey, and other sources

Tabel
Table 12.6

Produk Domestik Regional Bruto Atas Dasar Harga Konstan 2010 Menurut Jenis Pengeluaran di Kabupaten Aceh Tenggara (miliar rupiah), 2015–2019
Gross Regional Domestic Product at 2010 Constant Market Prices by Type of Expenditure in Aceh Tenggara Regency (billion rupiahs), 2015–2019

| Jenis Pengeluaran Type of Expenditure | 2015 | 2016 | 2017 | 2018* | 2019** |
|---|-----------------|-----------------|-----------------|-----------------|-----------------|
| (1) | (2) | (3) | (4) | (5) | (6) |
| Pengeluaran Konsumsi Rumah Tangga <i>Household Consumption Expenditure</i> | 2 275,66 | 2 337,43 | 2 397,91 | 2 458,48 | 2 551,95 |
| Pengeluaran Konsumsi LNPR <i>NPISH Consumption Expenditure</i> | 97,24 | 105,83 | 111,18 | 126,14 | 133,50 |
| Pengeluaran Konsumsi Pemerintah <i>Government Consumption Expenditure</i> | 780,30 | 788,00 | 775,47 | 758,49 | 887,55 |
| Pembentukan Modal Tetap Bruto <i>Gross Fixed Capital Formation</i> | 855,04 | 905,87 | 930,24 | 967,25 | 1 004,99 |
| Perubahan Inventori <i>Changes in Inventories</i> | -1,31 | -0,75 | 101,51 | 229,55 | 127,78 |
| Net Ekspor Barang dan Jasa <i>Net Exports of Goods and Services</i> | -1 187,53 | -1 187,53 | -1 187,53 | -1 187,53 | -1 187,53 |
| Produk Domestik Regional Bruto/ Gross Regional Domestic Product | 2 921,13 | 3 044,88 | 3 197,95 | 3 305,44 | 3 442,39 |

Catatan/Note: r Angka revisi/ *Revised figures*

* Angka sementara/ *Preliminary figures*

** Angka sangat sementara/ *Very Preliminary figures*

Sumber/Source: BPS, berbagai sensus, survei dan sumber lain/BPS-Statistics Indonesia, various census, survey, and other sources

Tabel
Table 12.7

Distribusi Produk Domestik Regional Bruto Atas Dasar Harga Berlaku Menurut Jenis Pengeluaran di Kabupaten Aceh Tenggara (Persen), 2015–2019
Distribution of Gross Regional Domestic Product at Current Market Prices by Type of Expenditure in Aceh Tenggara Regency (percent), 2015–2019

| Jenis Pengeluaran Type of Expenditure | 2015 | 2016 | 2017 | 2018* | 2019** |
|---|---------------|---------------|---------------|---------------|---------------|
| (1) | (2) | (3) | (4) | (5) | (6) |
| Pengeluaran Konsumsi Rumah Tangga <i>Household Consumption Expenditure</i> | 82,12 | 87,02 | 92,77 | 98,97 | 10,83 |
| Pengeluaran Konsumsi LNPR <i>NPISH Consumption Expenditure</i> | 3,53 | 4,01 | 4,42 | 5,42 | 6,19 |
| Pengeluaran Konsumsi Pemerintah <i>Government Consumption Expenditure</i> | 30,10 | 31,93 | 32,29 | 32,99 | 39,88 |
| Pembentukan Modal Tetap Bruto <i>Gross Fixed Capital Formation</i> | 27,98 | 30,93 | 33,54 | 36,05 | 38,39 |
| Perubahan Inventori <i>Changes in Inventories</i> | -0,05 | -0,03 | 3,84 | 10,45 | 6,36 |
| Net Ekspor Barang dan Jasa <i>Net Exports of Goods and Services</i> | -43,68 | -45,01 | -47,86 | -55,94 | -59,03 |
| Produk Domestik Regional Bruto/ Gross Regional Domestic Product | 100,00 | 100,00 | 100,00 | 100,00 | 100,00 |

Catatan/Note: r Angka revisi/ *Revised figures*

* Angka sementara/ *Preliminary figures*

** Angka sangat sementara/ *Very Preliminary figures*

Sumber/Source: BPS, berbagai sensus, survei dan sumber lain/BPS-Statistics Indonesia, various census, survey, and other sources

Tabel
Table 12.8**Laju Pertumbuhan Produk Domestik Regional Bruto Atas Dasar Harga Berlaku Menurut Jenis Pengeluaran di Kabupaten Aceh Tenggara (Persen), 2015–2019**
Growth Rate Gross Regional Domestic Product at Current Market Prices by Type of Expenditure in Aceh Tenggara Regency (percent), 2015–2019

| Jenis Pengeluaran Type of Expenditure | 2015 | 2016 | 2017 | 2018* | 2019** |
|---|-------------|-------------|-------------|--------------|---------------|
| (1) | (2) | (3) | (4) | (5) | (6) |
| Pengeluaran Konsumsi Rumah Tangga <i>Household Consumption Expenditure</i> | 3,09 | 2,72 | 2,64 | 2,55 | 3,88 |
| Pengeluaran Konsumsi LNPRT <i>NPISH Consumption Expenditure</i> | -4,29 | 8,83 | 5,06 | 13,46 | 5,83 |
| Pengeluaran Konsumsi Pemerintah <i>Government Consumption Expenditure</i> | 4,85 | 0,99 | -1,59 | -2,19 | 17,02 |
| Pembentukan Modal Tetap Bruto <i>Gross Fixed Capital Formation</i> | 2,08 | 5,94 | 2,69 | 3,98 | 3,90 |
| Perubahan Inventori <i>Changes in Inventories</i> | 0,00 | 0,00 | 0,00 | 0,00 | 0,00 |
| Net Ekspor Barang dan Jasa <i>Net Exports of Goods and Services</i> | 5,55 | 2,04 | 0,19 | 3,06 | 1,80 |
| Produk Domestik Regional Bruto/ Gross Regional Domestic Product | 4,03 | 4,24 | 5,03 | 3,36 | 4,14 |

Catatan/Note: r Angka revisi/ Revised figures

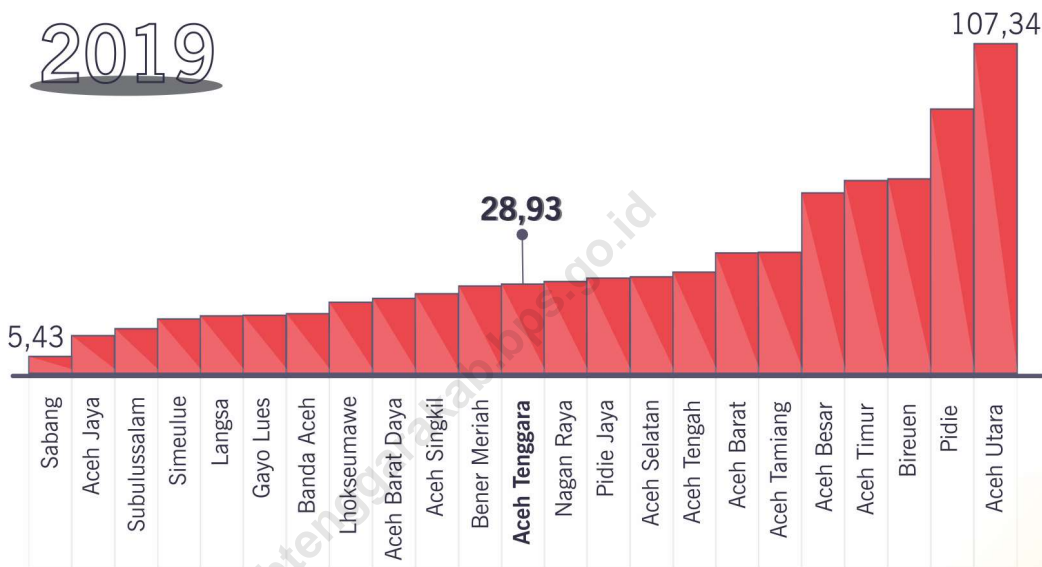
* Angka sementara/ Preliminary figures

** Angka sangat sementara/ Very Preliminary figures

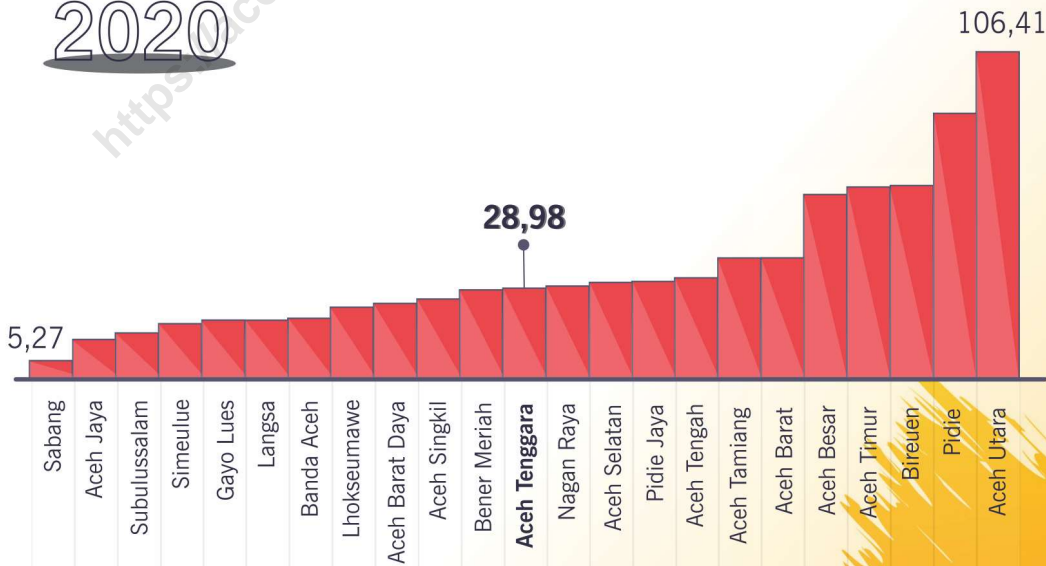
Sumber/Source: BPS, berbagai sensus, survei dan sumber lain/BPS-Statistics Indonesia, various census, survey, and other sources

JUMLAH PENDUDUK MISKIN (Ribu) PROVINSI ACEH TAHUN 2019 & 2020

2019



2020



PENJELASAN TEKNIS

1. Indeks Kedalaman Kemiskinan merupakan ukuran rata - rata kesenjangan pengeluaran masing - masing penduduk miskin terhadap garis kemiskinan. Semakin tinggi nilai indeks, semakin jauh rata-rata pengeluaran penduduk dari garis kemiskinan.
2. Indeks Keparahan Kemiskinan memberikan gambaran mengenai penyebaran pengeluaran diantara penduduk miskin. Semakin tinggi nilai indeks, semakin tinggi ketimpangan pengeluaran diantara penduduk miskin.
3. Indeks Pembangunan Manusia (IPM) menjelaskan bagaimana penduduk dapat mengakses hasil pembangunan dalam memperoleh pendapatan, kesehatan, pendidikan dan sebagainya. IPM diperkenalkan oleh UNDP pada tahun 1990 dan dipublikasikan secara berkala dalam laporan tahunan Human Development Report (HDR). IPM dibentuk oleh 3 (tiga) dimensi dasar : Umur panjang dan Hidup Sehat, Pengetahuan, dan Standar hidup layak.

TECHNICAL NOTES

1. *Poverty Gap Index is a measurement to describe the gap of estimated expenditure of population living in poverty compared to poverty line. The higher the index, it is indicated that the average population expenditure is way below poverty line.*
2. *Poverty Severity Index is used to describe the distribution of expenditure among population living in poverty themselves. The higher the index, the more disperse the expenditure between people living under poverty line.*
3. *The Human Development Index (HDI) explains how people can access development results in obtaining income, health, education and so forth. HDI was introduced by United Nations Development Programs (UNDP) in 1990 and published periodically in the annual report of the Human Development Report. HDI was formed by three basic dimensions : a long and healthy life, knowledge, and a decent standard of living.*

ULASAN

DESCRIPTION

Jumlah penduduk di Provinsi Aceh Pada tahun 2020 tercatat 5,275 juta jiwa. Tiga kabupaten/kota yang memiliki jumlah penduduk terbanyak di Provinsi Aceh pada tahun 2020 adalah Kabupaten Aceh Utara dengan 602,79 ribu jiwa, Kabupaten Bireuen dengan 436,41 ribu jiwa dan Kabupaten Pidie dengan 435,27 ribu jiwa. Sementara kab/kota dengan penduduk paling sedikit adalah Kota Sabang dengan 41,19 ribu jiwa. Sedangkan Kabupaten Aceh Tenggara berada diposisi ke-9 jumlah penduduk terbanyak se-Provinsi Aceh.

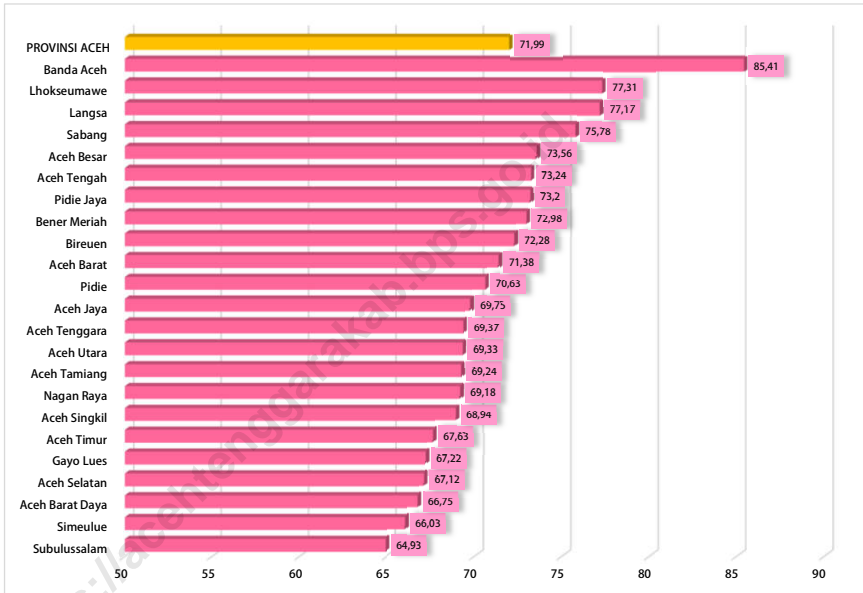
The total population in Aceh Province in 2020 was recorded at 5.275 million. The three districts / cities that have the largest population in Aceh Province in 2020 are Aceh Utara Regency with 602.79 thousand inhabitants, Bireuen Regency with 436.41 thousand people and Pidie Regency with 435.27 thousand inhabitants. Meanwhile, the district / city with the lowest population is Sabang City with 41.19 thousand inhabitants. Meanwhile, Southeast Aceh District is in the 9th position with the largest population in Aceh Province.

Jumlah penduduk miskin di provinsi Aceh masih mengalami pasang surut dari tahun ke tahun. Di Provinsi Aceh, jumlah penduduk miskin tahun 2020 mencapai sebanyak 814,91 ribu jiwa. Tiga kabupaten/kota dengan jumlah penduduk miskin paling banyak adalah Kabupaten Aceh Utara (106,41 ribu jiwa), kemudian dibawahnya ada Kabupaten Pidie (86,39 ribu jiwa) dan Kabupaten Bireuen (62,42 ribu jiwa).

The number of poor people in Aceh province is still experiencing ups and downs from year to year. In Aceh Province, the number of poor people in 2020 will reach 814.91 thousand. The three districts / cities with the highest number of poor people are Aceh Utara Regency (106.41 thousand people), then below that are Pidie Regency (86.39 thousand people) and Bireuen Regency (62.42 thousand people).

Gambar 13.2
Figures

**Indeks Pembangunan Manusia Menurut Kabupaten/
Kota di Provinsi Aceh, 2020**
*Human Development Index by Regency/Municipality in
Aceh Province, 2020*



Sumber/Source: Badan Pusat Statistik Provinsi Aceh/BPS-Statistic of Aceh Province

Tabel
Table 13.1

Jumlah Penduduk Menurut Kabupaten/Kota di Provinsi Aceh (ribu), 2016–2020
Population by Regency/Municipality in Aceh Province (thousand), 2016–2020

| Kabupaten/Kota Regency/Municipality | 2016¹ | 2017¹ | 2018¹ | 2019¹ | 2020² |
|--|-------------------------|-------------------------|-------------------------|-------------------------|-------------------------|
| (1) | (2) | (3) | (4) | (5) | (6) |
| Kabupaten/Regency | | | | | |
| Simeulue | 90 291 | 91 372 | 92 393 | 93 228 | 92 865 |
| Aceh Singkil | 116 712 | 119 490 | 121 681 | 124 101 | 126 514 |
| Aceh Selatan | 228 603 | 231 893 | 235 115 | 238 081 | 232 414 |
| Aceh Tenggara | 204 468 | 208 481 | 212 417 | 216 495 | 220 860 |
| Aceh Timur | 411 279 | 419 594 | 427 567 | 436 081 | 422 401 |
| Aceh Tengah | 200 412 | 204 273 | 208 505 | 212 494 | 215 576 |
| Aceh Barat | 197 921 | 201 682 | 205 971 | 210 113 | 198 736 |
| Aceh Besar | 400 913 | 409 109 | 417 302 | 425 216 | 405 535 |
| Pidie | 425 974 | 432 599 | 439 131 | 444 976 | 435 275 |
| Bireuen | 443 627 | 453 224 | 461 726 | 471 635 | 436 418 |
| Aceh Utara | 593 492 | 602 554 | 611 435 | 619 407 | 602 793 |
| Aceh Barat Daya | 143 312 | 145 726 | 148 111 | 150 393 | 150 775 |
| Gayo Lues | 89 500 | 91 024 | 92 602 | 94 100 | 99 532 |
| Aceh Tamiang | 282 921 | 287 007 | 291 112 | 295 011 | 294 356 |
| Nagan Raya | 158 223 | 161 329 | 164 483 | 167 294 | 168 392 |
| Aceh Jaya | 87 622 | 89 618 | 91 087 | 92 892 | 93 159 |
| Bener Meriah | 139 890 | 142 526 | 145 086 | 148 175 | 161 342 |
| Pidie Jaya | 151 472 | 154 795 | 158 091 | 161 215 | 158 397 |
| Kota/Municipality | | | | | |
| Banda Aceh | 254 904 | 259 913 | 265 111 | 270 321 | 252 899 |
| Sabang | 33 622 | 33 978 | 34 571 | 34 874 | 41 197 |
| Langsa | 168 820 | 171 574 | 174 318 | 176 811 | 185 971 |
| Lhokseumawe | 195 186 | 198 980 | 203 284 | 207 202 | 188 713 |
| Subulussalam | 77 084 | 78 725 | 80 215 | 81 417 | 90 751 |
| Aceh | 5 096 248 | 5 189 466 | 5 281 314 | 5 371 532 | 5 274 871 |

Sumber/Source: ¹ BPS, Proyeksi Penduduk Indonesia 2010–2035/BPS-Statistics Indonesia, Indonesia Population Projection 2010–2035

² BPS, Sensus Penduduk (SP) 2020/BPS-Statistics Indonesia, 2020 Population Census

Tabel
Table 13.2

Laju Pertumbuhan Produk Domestik Regional Bruto Atas Dasar Harga Konstan 2010 Menurut Kabupaten/Kota di Provinsi Aceh (persen), 2016–2020
Rate of Growth of Gross Regional Domestic Products at Constant 2010 Prices by Regency/Municipality in Aceh Province (percent), 2016–2020

| Kabupaten/Kota Regency/Municipality | 2016 | 2017 | 2018 r | 2019 * | 2020** |
|--|-------------|-------------|-------------|-------------|---------------|
| (1) | (2) | (3) | (4) | (5) | (6) |
| Kabupaten/Regency | | | | | |
| Simeulue | 4,55 | 4.42 | 4.24 | 4.60 | 0.15 |
| Aceh Singkil | 4,16 | 3.92 | 3.98 | 3.99 | (1.16) |
| Aceh Selatan | 4,64 | 3.93 | 4.53 | 4.43 | (0.05) |
| Aceh Tenggara | 4,24 | 5.03 | 3.26 | 4.23 | (0.17) |
| Aceh Timur | -1,16 | 4.34 | 4.20 | 4.42 | 1.79 |
| Aceh Tengah | 4,56 | 4.05 | 4.22 | 3.51 | (1.21) |
| Aceh Barat | 2,92 | 13.23 | 10.14 | 4.99 | 1.87 |
| Aceh Besar | 4,05 | 4.01 | 3.78 | 4.35 | 0.31 |
| Pidie | 3,88 | 4.42 | 4.16 | 4.43 | (0.14) |
| Bireuen | 4,04 | 4.23 | 4.22 | 5.00 | (0.94) |
| Aceh Utara | 0,07 | 2.30 | 4.77 | 3.48 | 0.97 |
| Aceh Barat Daya | 4,56 | 4.46 | 4.61 | 4.75 | (0.52) |
| Gayo Lues | 4,13 | 4.70 | 1.28 | 1.26 | 0.88 |
| Aceh Tamiang | 2,83 | 4.00 | 4.25 | 4.55 | 0.42 |
| Nagan Raya | 4,05 | 3.95 | 4.29 | 6.77 | 3.54 |
| Aceh Jaya | 3,89 | 4.00 | 4.04 | 3.75 | (0.62) |
| Bener Meriah | 4,43 | 4.09 | 4.16 | 4.32 | 0.26 |
| Pidie Jaya | 3,70 | 5.80 | 4.63 | 4.08 | (1.11) |
| Kota/Municipality | | | | | |
| Banda Aceh | 5,93 | 3.39 | 4.45 | 4.18 | (3.29) |
| Sabang | 4,85 | 6.07 | 5.87 | 5.82 | (1.15) |
| Langsa | 4,49 | 4.43 | 4.33 | 4.39 | (1.06) |
| Lhokseumawe | -1,52 | 2.19 | 3.78 | 3.98 | (1.45) |
| Subulussalam | 4,69 | 4.93 | 4.42 | 4.42 | 1.97 |
| Aceh | 3,29 | 4.18 | 4.61 | 4.14 | (0.37) |

Catatan/Note: r Angka revisi/ Revised figures

* Angka sementara/ Preliminary figures, ** Angka sangat sementara/ Very Preliminary figures

Sumber/Source: Badan Pusat Statistik Provinsi Aceh/BPS-Statistic of Aceh Province

Tabel
Table 13.3

**Jumlah Penduduk Miskin Menurut Kabupaten/Kota di
Provinsi Aceh (ribu), 2016–2020**
**Number of Poor Population by Regency/Municipality in
Aceh Province (thousand), 2016–2020**

| Kabupaten/Kota Regency/Municipality | 2016 | 2017 | 2018 | 2019 | 2020 |
|--|---------------|---------------|---------------|---------------|---------------|
| (1) | (2) | (3) | (4) | (5) | (6) |
| Kabupaten/Regency | | | | | |
| Simeulue | 17,93 | 18,40 | 18,22 | 17,67 | 17,34 |
| Aceh Singkil | 25,09 | 26,27 | 25,74 | 25,66 | 25,43 |
| Aceh Selatan | 30,68 | 32,51 | 32,82 | 31,06 | 30,91 |
| Aceh Tenggara | 29,39 | 30,84 | 30,20 | 28,93 | 28,98 |
| Aceh Timur | 61,63 | 63,67 | 61,64 | 62,79 | 62,34 |
| Aceh Tengah | 33,16 | 34,24 | 32,31 | 32,78 | 32,48 |
| Aceh Barat | 40,11 | 40,72 | 39,56 | 39,29 | 39,06 |
| Aceh Besar | 62,03 | 62,72 | 60,08 | 58,90 | 59,70 |
| Pidie | 90,16 | 92,35 | 89,53 | 86,29 | 86,39 |
| Bireuen | 70,44 | 71,54 | 65,74 | 63,60 | 62,42 |
| Aceh Utara | 115,05 | 118,74 | 111,27 | 107,34 | 106,41 |
| Aceh Barat Daya | 25,73 | 26,57 | 25,23 | 24,36 | 24,21 |
| Gayo Lues | 19,48 | 19,91 | 19,09 | 18,63 | 18,42 |
| Aceh Tamiang | 40,88 | 42,01 | 41,21 | 39,35 | 38,93 |
| Nagan Raya | 30,31 | 31,06 | 31,06 | 29,93 | 29,99 |
| Aceh Jaya | 13,10 | 13,23 | 12,85 | 12,35 | 12,11 |
| Bener Meriah | 29,82 | 29,99 | 29,08 | 28,45 | 28,38 |
| Pidie Jaya | 31,94 | 33,60 | 31,72 | 30,97 | 31,39 |
| Kota/Municipality | | | | | |
| Banda Aceh | 18,80 | 19,23 | 19,13 | 19,42 | 18,97 |
| Sabang | 5,81 | 5,98 | 5,62 | 5,43 | 5,27 |
| Langsa | 18,63 | 19,20 | 18,73 | 18,62 | 18,65 |
| Lhokseumawe | 23,28 | 24,40 | 23,88 | 23,05 | 22,69 |
| Subulussalam | 14,99 | 15,44 | 14,78 | 14,56 | 14,46 |
| Aceh | 848,44 | 872,61 | 839,49 | 819,44 | 814,91 |

Sumber/Source: Badan Pusat Statistik Provinsi Aceh/BPS-Statistic of Aceh Province

Tabel
Table 13.4

**Indeks Pembangunan Manusia Menurut Kabupaten/Kota
di Provinsi Aceh, 2016–2020**
*Human Development Index by Regency/Municipality in
Aceh Province, 2016–2020*

| Kabupaten/Kota Regency/Municipality | 2016 | 2017 | 2018 | 2019 | 2020 |
|--|--------------|--------------|--------------|--------------|--------------|
| (1) | (2) | (3) | (4) | (5) | (6) |
| Kabupaten/Regency | | | | | |
| Simeulue | 63,82 | 64,41 | 64,74 | 65,70 | 66,03 |
| Aceh Singkil | 66,96 | 67,37 | 68,02 | 68,91 | 68,94 |
| Aceh Selatan | 64,13 | 65,03 | 65,92 | 66,90 | 67,12 |
| Aceh Tenggara | 67,48 | 68,09 | 68,67 | 69,36 | 69,37 |
| Aceh Timur | 65,42 | 66,32 | 66,82 | 67,39 | 67,63 |
| Aceh Tengah | 72,04 | 72,19 | 72,64 | 73,14 | 73,24 |
| Aceh Barat | 69,26 | 70,20 | 70,47 | 71,22 | 71,38 |
| Aceh Besar | 71,75 | 72,00 | 72,73 | 73,55 | 73,56 |
| Pidie | 69,06 | 69,52 | 69,93 | 70,41 | 70,63 |
| Bireuen | 70,21 | 71,11 | 71,37 | 72,27 | 72,28 |
| Aceh Utara | 67,19 | 67,67 | 68,36 | 69,22 | 69,33 |
| Aceh Barat Daya | 64,57 | 65,09 | 65,67 | 66,56 | 66,75 |
| Gayo Lues | 64,26 | 65,01 | 65,88 | 66,87 | 67,22 |
| Aceh Tamiang | 67,41 | 67,99 | 68,45 | 69,23 | 69,24 |
| Nagan Raya | 67,32 | 67,78 | 68,15 | 69,11 | 69,18 |
| Aceh Jaya | 67,70 | 68,07 | 68,83 | 69,74 | 69,75 |
| Bener Meriah | 71,42 | 71,89 | 72,14 | 72,97 | 72,98 |
| Pidie Jaya | 71,13 | 71,73 | 72,12 | 72,87 | 73,20 |
| Kota/Municipality | | | | | |
| Banda Aceh | 83,73 | 83,95 | 84,37 | 85,07 | 85,41 |
| Sabang | 73,36 | 74,10 | 74,82 | 75,77 | 75,78 |
| Langsa | 75,41 | 75,89 | 76,34 | 77,16 | 77,17 |
| Lhokseumawe | 75,78 | 76,34 | 76,62 | 77,3 | 77,31 |
| Subulussalam | 62,18 | 62,88 | 63,48 | 64,46 | 64,93 |
| Aceh | 70,00 | 70,60 | 71,19 | 71,90 | 71,99 |

Sumber/Source: Badan Pusat Statistik Provinsi Aceh/BPS-Statistic of Aceh Province

DATA

MENCERDASKAN BANGSA

- *Enlighten The Nation* -

<https://acehtenggarakab.bps.go.id>



**BADAN PUSAT STATISTIK
KABUPATEN ACEH TENGGARA**

Jl. T. Bedussamad, No. 201 Kutacane
Desa Perapat Sepakat, Kecamatan Babussalam
Email: bps1104@bps.go.id
Website: acehtenggarakab.bps.go.id



9 770215 344008