

Kabupaten SIMEULUE DALAM ANGKA

Simeulue Regency in Figures

2021



**BADAN PUSAT STATISTIK
KABUPATEN SIMEULUE**
BPS – Statistics of Simeulue Regency

Kabupaten

SIMEULUE DALAM ANGKA

Simeulue Regency in Figures

2021



KABUPATEN SIMEULUE DALAM ANGKA
Simeulue Regency in Figures
2021

ISSN: ...

No. Publikasi/*Publication Number*: 11010.2101

Katalog /*Catalog*: 1102001.1101

Ukuran Buku/*Book Size*: 14,8 cm x 21 cm

Jumlah Halaman/*Number of Pages* : xlii + 312 hal/*pages*

Naskah/*Manuscript*:

BPS Kabupaten Simeulue

BPS-Statistics of Simeulue Regency

Penyunting/*Editor*:

BPS Kabupaten Simeulue

BPS-Statistics of Simeulue Regency

Desain Kover/*Cover Design*:

Seksi Integrasi Pengolahan dan Diseminasi Statistik

Section of Integration Processing and Statistics Dissemination

Ilustrasi Kover/*Cover Illustration*:

BPS Kabupaten Simeulue/*BPS-Statistics of Simeulue Regency*

Diterbitkan oleh/*Published by*:

©BPS Kabupaten Simeulue/*BPS-Statistics of Simeulue Regency*

Dicetak oleh/*Printed by*:

BPS Kabupaten Simeulue/*BPS-Statistics of Simeulue Regency*

Dilarang mengumumkan, mendistribusikan, mengomunikasikan, dan/atau menggandakan sebagian atau seluruh isi buku ini untuk tujuan komersil tanpa izin tertulis dari Badan Pusat Statistik.

Prohibited to announce, distribute, communicate, and/or copy part or all of this book for commercial purpose without permission from BPS-Statistics Indonesia.

PETA WILAYAH KABUPATEN SIMEULUE
MAP OF SIMEULUE REGENCY



KEPALA BPS KABUPATEN SIMEULUE
CHIEF STATISTICIAN OF SIMEULUE REGENCY



KUSWAN GUNANTO, SST, M.EC.DEV



KATA PENGANTAR

Kabupaten Simeulue Dalam Angka 2021 merupakan publikasi tahunan yang diterbitkan oleh BPS Kabupaten Simeulue. Disadari bahwa publikasi ini belum sepenuhnya memenuhi harapan pihak pemakai data khususnya para perencana, namun diharapkan dapat membantu melengkapi penyusunan rencana pembangunan di Kabupaten Simeulue.

Publikasi ini dapat terwujud berkat kerja sama dan bantuan dari berbagai pihak baik instansi pemerintah maupun swasta. Kepada semua pihak yang telah memberikan bantuan disampaikan penghargaan dan terima kasih yang sebesar –besarnya.

Walaupun publikasi ini telah disiapkan sebaik-baiknya, namun disadari masih ada kekurangan dan kesalahan yang terjadi. Untuk perbaikan publikasi ini, tanggapan dan saran yang bersifat konstruktif dari para pemakai sangat diharapkan.

Sinabang, Februari 2021

Kepala BPS
Kabupaten Simeulue

KUSWAN GUJANTO, SST, M.EC.DEV



PREFACE

Simeulue Regency in Figures 2021 is an annual publication written by BPS Regency of Simeulue. Honestly, this publication has not perfect yet and has not filled the user's hope, especially for the planners yet, but hopely it can help to equip compilation of development planning in this regency.

This comprehensive publication has been made possible with the assistance and contribution from several governmental institutions and private organizations. To all parties who have been involved in the preparation of this publication, I would like to express my sincerest appreciation and gratitude.

Comments and constructive suggestions for the improvement of this publication are always welcome.

Sinabang, February 2021
Chief Statistician of
Simeulue Regency

KUSWAN GUNANTO, SST, M.EC.DEV

DAFTAR ISI / CONTENTS

| | Halaman <i>Page</i> |
|--|------------------------|
| Kata Pengantar/ <i>Preface</i> | vii |
| Daftar Isi/ <i>Contents</i> | ix |
| Daftar Tabel/ <i>List of Tables</i> | xi |
| Daftar Gambar/ <i>List of Figures</i> | xxxv |
| Daftar Singkatan/ <i>List of Abbreviations</i> | xxxix |
| Statistik Kunci/ <i>Key Statistics</i> | xli |
| 1. Geografi dan Iklim/ <i>Geography and Climate</i> | 1 |
| 2. Pemerintahan/ <i>Government</i> | 24 |
| 3. Penduduk dan Ketenagakerjaan/ <i>Population and Employment</i> | 48 |
| 4. Sosial dan Kesejahteraan Rakyat/ <i>Social and Welfare</i> | 68 |
| 5. Pertanian, Kehutanan, Peternakan, dan Perikanan/ <i>Agriculture, Forestry, Livestock, and Fishery</i> | 153 |
| 6. Industri, Pertambangan, dan Energi/ <i>Industry, Mining, and Energy</i> | 203 |
| 7. Pariwisata/ <i>Tourism</i> | 215 |
| 8. Transportasi dan Komunikasi/ <i>Transportation and Communication</i> | 223 |
| 9. Perbankan, Koperasi, dan Harga-harga/ <i>Banking, Cooperative, dan Prices</i> | 244 |
| 10. Pengeluaran Penduduk/ <i>Population Expenditure</i> | 275 |
| 11. Perdagangan/ <i>Trade</i> | 285 |
| 12. Sistem Neraca Regional/ <i>System of Regional Accounts</i> | 293 |
| 13. Perbandingan Antar Kabupaten/Kota/ <i>Regency/Municipal Comparison</i> | 317 |

DAFTAR TABEL/LIST OF TABLES

Halaman
Page

| | | |
|------------|--|----|
| 1. | GEOGRAFI DAN IKLIM/GEOGRAPHY AND CLIMATE | |
| 1.1 | KEADAAN GEOGRAFI | |
| | GEOGRAPHY CONDITION | |
| 1.1.1 | Luas Daerah dan Jumlah Pulau Menurut Kecamatan di Kabupaten Simeulue, 2020 <i>Total Area and Number of Islands by Subdistrict in Simeulue Regency, 2020</i> | 8 |
| 1.1.2 | Tinggi Wilayah dan Jarak ke Ibukota Kabupaten Menurut Kecamatan di Kabupaten Simeulue, 2020 <i>Altitude and Distance to the Capital of Regency by Subdistrict in Simeulue Regency, 2020</i> | 10 |
| 1.1.3 | Letak Geografis Kabupaten Simeulue, 2020 <i>Geographical Location of Simeulue Regency, 2020</i> | 11 |
| 1.1.4 | Jumlah Permohonan Hak Tanah Yang diterima di Kabupaten Simeulue Per Bulan, 2020 <i>The Number of Land Right Application that Accepted in Simeulue Regency per Month, 2020</i> | 12 |
| 1.1.5 | Pulau-Pulau di Kabupaten Simeulue, 2019 <i>Islands in Simeulue Regency, 2019</i> | 13 |
| 1.1.6 | Luas Teluk di Kabupaten Simeulue, 2019 <i>Wide of bay area in Simeulue Regency, 2019</i> | 19 |
| 1.1.7 | Luas Danau di Kabupaten Simeulue, 2019 <i>Wide of Lake area in Simeulue Regency, 2019</i> | 20 |
| 1.2 | KEADAAN IKLIM | |
| | CLIMATE CONDITION | |
| 1.2.1 | Pengamatan Unsur Iklim Menurut Bulan di Kabupaten Simeulue, 2020 <i>Observation of Climate Elements By Months at Simeulue Regency, 2020</i> | 21 |
| 2. | PEMERINTAHAN/GOVERNMENT | |
| 2.1 | WILAYAH ADMINISTRATIF | |

ADMINISTRATIVE AREA

| | | |
|------------|---|----|
| 2.1.1 | Jumlah Desa ¹ /Kelurahan Menurut Kecamatan di Kabupaten Simeulue, 2016–2020 <i>Number of Villages¹/Kelurahan by Subdistrict in Simeulue Regency, 2016–2020</i> | 30 |
| 2.1.2 | Banyaknya Desa Menurut Klasifikasi Desa dalam Kabupaten Simeulue, 2018 <i>Number of Village by Village's Classification in Simeulue Regency, 2018</i> | 31 |
| 2.1.3 | Nama Desa Terpencil di Kabupaten Simeulue, 2020 <i>Name of outlier villages in Simeulue Regency, 2020</i> | 32 |
| 2.1.4 | Nama Kemukiman dalam Kabupaten Simeulue, 2020 <i>Name of Kemukiman in Simeulue Regency, 2020</i> | 33 |
| 2.2 | DEWAN PERWAKILAN RAKYAT DAERAH | |
| | REGIONAL HOUSE OF REPRESENTATIVE | |
| 2.2.1 | Jumlah Anggota Dewan Perwakilan Rakyat Daerah Menurut Partai Politik dan Jenis Kelamin di Kabupaten Simeulue, 2020 <i>Number of Regional House of Representatives's Members by Political Parties and Gender in Simeulue Regency 2020</i> | 34 |
| 2.2.2 | Jumlah Anggota Dewan Perwakilan Rakyat Daerah Kabupaten Simeulue menurut Pendidikan dan Jenis Kelamin, 2020 <i>The Number of Legislative Council Members Simeulue by Education and Gender, 2020</i> | 35 |
| 2.2.3 | Jumlah Anggota Dewan Perwakilan Rakyat Daerah Kabupaten Simeulue menurut Kelompok Umur dan Jenis Kelamin, 2020 <i>The Number of Legislative Council Members Simeulue by Age Group and Gender, 2020</i> | 36 |

| | | |
|------------|---|----|
| 2.2.4 | Jumlah Keputusan DPRK Kabupaten Simeulue Menurut Jenis Sidang, 2016 - 2020 <i>Number of Simeulue Regency DPRK Decisions by Type of Session, 2016 - 2020</i> | 37 |
| 2.2.5 | Jumlah Keputusan DPRK Kabupaten Simeulue Menurut Jenis Sidang, 2016 - 2020 <i>Number of Simeulue Regency DPRK Decisions by Type of Session, 2016 - 2020</i> | 38 |
| 2.2.6 | Nama Partai Politik dan Alamatnya di Kabupaten Simeulue Tahun 2019 <i>Name of Political Parties and the Address in Simeulue Regency, 2019</i> | 39 |
| 2.2.7 | Jumlah Produk Regulasi Diterbitkan di Kabupaten Simeulue, 2016-2020 <i>Numbers of Products Regulations Published in Simeulue, 2016-2020</i> | 40 |
| 2.3 | SUMBER DAYA MANUSIA HUMAN RESOURCES | |
| 2.3.1 | Jumlah Pegawai Negeri Sipil Menurut Jabatan dan Jenis Kelamin di Kabupaten Simeulue, Desember 2019 dan Desember 2020 <i>Number of Civil Servants by Occupation and Gender in Simeulue Regency, December 2019 dan December 2020</i> | 41 |
| 2.3.2 | Jumlah Pegawai Negeri Sipil Menurut Tingkat Pendidikan dan Jenis Kelamin di Kabupaten Simeulue, Desember 2019 dan Desember 2019 <i>Number of Civil Servants by Educational Level and Gender in Simeulue Regency, December 2018 and December 2019</i> | 43 |
| 2.3.3 | Jumlah Pegawai Negeri Sipil Menurut Tingkat Kepangkatan dan Jenis Kelamin di Kabupaten Simeulue, Desember 2019 dan Desember 2020 <i>Number of Civil Servants by Hierarchy and Gender in Simeulue</i> | |

| | | |
|------------|---|----|
| | <i>Regency, December 2019 and December 2020</i> | 45 |
| 2.4 | KEUANGAN PEMERINTAH | |
| | GOVERNMENT FINANCE | |
| 2.4.1 | Realisasi Pendapatan Pemerintah Kabupaten Simeulue Menurut Jenis Pendapatan (ribu rupiah), 2016–2019 <i>Actual Simeulue Regency Government Revenues by Kind of Revenues (thousand rupiahs), 2016–2019</i> | 47 |
| 2.4.2 | Realisasi Belanja Pemerintah Kabupaten Simeulue Menurut Jenis Belanja (ribu rupiah), 2016–2019 <i>Actual Simeulue Regency Government Expenditures by Kind of Expenditures (thousand rupiahs), 2016–2019</i> | 49 |
| 2.5 | PEMILIHAN UMUM | |
| | GENERAL ELECTION | |
| 2.5.1 | Jumlah Pemilih Calon Presiden dan Wakil Presiden Menurut Kecamatan di Kabupaten Simeulue, 2019 <i>Number of Voters for Presidential and Vice-Presidential Candidates, 2019</i> | 51 |
| 2.5.2 | Jumlah Pemilih Calon Anggota DPR Menurut Kecamatan di Kabupaten Simeulue, 2019 <i>Number of Voters for members of the House of Representatives Candidates, 2019</i> | 52 |
| 3. | PENDUDUK DAN KETENAGAKERJAAN/ POPULATION AND EMPLOYMENT | |
| 3.1 | PENDUDUK | |
| | POPULATION | |
| 3.1.1 | Penduduk, Laju Pertumbuhan Penduduk, Distribusi Persentase Penduduk, Kepadatan Penduduk, Rasio Jenis Kelamin Penduduk Menurut Kecamatan di Kabupaten Simeulue, 2020 <i>Population, Population Growth Rate, Percentage Distribution of Population, Population Density, and Population Gender Ratio by Subdistrict in Simeulue Regency, 2020</i> | |
| 3.1.2 | Penduduk Menurut Kelompok Umur dan | |

| | | |
|------------|---|----|
| | Jenis Kelamin di Kabupaten Simeulue, 2020 <i>Numbers of Population by age group and Gender in Simeulue Regency, 2020</i> | 63 |
| 3.1.3 | Penduduk Menurut Kecamatan di Kabupaten Simeulue Tahun 2016-2020 <i>Population by Sub Regency in Simeulue Regency 2016-2020</i> | 64 |
| 3.1.4 | Jumlah Desa, Rumah Tangga dan Penduduk Menurut Kecamatan di Kabupaten Simeulue, 2019 <i>Numbers of Village, Households, and population by sub Regency in Simeulue Regency, 2019</i> | 65 |
| 3.1.5 | Jumlah Penduduk dan Rasio Jenis Kelamin Menurut Kecamatan di Kabupaten Simeulue, 2019 <i>Numbers of population and Gender ratio by sub Regency in Simeulue Regency, 2019</i> | 66 |
| 3.1.6 | Jumlah Penduduk memiliki KTP dalam Kabupaten Simeulue, 2019 <i>Numbers of People have registered in Simeulue Regency, 2019</i> | 67 |
| 3.2 | KETENAGAKERJAAN | |
| | EMPLOYMENT | |
| 3.2.1 | Jumlah Penduduk Berumur 15 Tahun Keatas Menurut Jenis Kegiatan Selama Seminggu yang Lalu dan Jenis Kelamin di Kabupaten Simeulue, 2020 <i>Population Aged 15 Years and Over by Type of Activity During The Previous Week and Gender in Simeulue Regency, 2020</i> | 68 |
| 3.2.2 | Penduduk Berumur 15 Tahun ke Atas Menurut Pendidikan Tertinggi yang Ditamatkan dan Jenis Kegiatan Selama Seminggu yang Lalu di Kabupaten Simeulue, 2020 <i>Population 15 Years of Age and Over by Educational Attainment and Type of Activity During the Previous Week in Simeulue Regency, 2020</i> | |
| 3.2.3 | Penduduk Berumur 15 Tahun Ke Atas yang Bekerja Selama Seminggu yang Lalu Menurut Status Pekerjaan Utama dan Jenis Kelamin di Kabupaten Simeulue, 2020 <i>Population 15 Years of Age and Over who Worked During The Previous Week by Main Employment Status and Gender in</i> | |

| | | |
|------------|--|----|
| | Simeulue Regency, 2020 | |
| 4. | SOSIAL DAN KESEJAHTERAAN RAKYAT/SOCIAL AND WELFARE | |
| 4.1 | PENDIDIKAN | |
| | EDUCATION | |
| 4.1.1 | Jumlah Sekolah, Guru, dan Murid Taman Kanak-Kanak (TK) di Bawah Kementerian Pendidikan dan Kebudayaan Menurut Kecamatan di Kabupaten Simeulue, 2019/2020 dan 2020/2021 <i>Number of Schools, Teachers, and Pupils in Kindergarten Under The Ministry of Education and Culture by Subdistrict in Simeulue Regency, 2019/2020 dan 2020/2021</i> | 78 |
| 4.1.2 | Jumlah Sekolah, Guru, dan Murid Raudatul Athfal (RA) di Bawah Kementerian Agama Menurut Kecamatan di Kabupaten Simeulue, 2019/2020 dan 2020/2021 <i>Number of Schools, Teachers, and Pupils in Raudatul Athfal (RA) Under The Ministry of Religious Affairs by Subdistrict in Simeulue Regency, 2019/2020 and 2020/2021</i> | 81 |
| 4.1.3 | Jumlah Sekolah, Guru, dan Murid Sekolah Dasar (SD) di Bawah Kementerian Pendidikan dan Kebudayaan Menurut Kecamatan di Kabupaten Simeulue, 2019/2020 dan 2020/2021 <i>Number of Schools, Teachers, and Pupils in Primary Schools Under The Ministry of Education and Culture by Subdistrict in Simeulue Regency, 2019/2020 and 2020/2021</i> | 82 |
| 4.1.4 | Jumlah Sekolah, Guru, dan Murid Madrasah Ibtidaiyah (MI) di Bawah Kementerian Agama Menurut Kecamatan Menurut Kecamatan di Kabupaten Simeulue, 2019/2020 dan 2020/2021 <i>Number of Schools, Teachers, and Pupils in Madrasah Ibtidaiyah (MI) Under The Ministry of Religious Affairs by Subdistrict in Simeulue Regency, 2019/2020 and 2020/2021</i> | 85 |
| 4.1.5 | Jumlah Sekolah, Guru, dan Murid Sekolah Menengah Pertama (SMP) di Bawah Kementerian Pendidikan dan Kebudayaan Menurut Kecamatan di Kabupaten Simeulue, 2019/2020 dan 2020/2021 <i>Number of Schools, Teachers, and Pupils in Lower Secondary Schoolss Under The Ministry of Education and Culture by Subdistrict in Simeulue Regency, 2019/2020 and 2020/2021</i> | 88 |
| 4.1.6 | Jumlah Sekolah, Guru, dan Murid Madrasah Tsanawiyah | |

| | | |
|--------|--|-----|
| | (MTs) di Bawah Kementerian Agama Menurut Kecamatan di Kabupaten Simeulue, 2019/2020 dan 2020/2021 <i>Number of Schools, Teachers, and Pupils in Madrasah Tsanawiyah (MTs) Under The Ministry of Religious Affairs by Subdistrict in Simeulue Regency, 2019/2020 and 2020/2021</i> | 91 |
| 4.1.7 | Jumlah Sekolah, Guru, dan Murid Sekolah Menengah Atas (SMA) di Bawah Kementerian Pendidikan dan Kebudayaan Menurut Kecamatan di Kabupaten Simeulue, 2019/2020 dan 2020/2021 <i>Number of Schools, Teachers, and Pupils in Senior High Schools Under The Ministry of Education and Culture by Subdistrict in Simeulue Regency, 2019/2020 and 2020/2021</i> | 94 |
| 4.1.8 | Jumlah Sekolah, Guru, dan Murid Sekolah Menengah Kejuruan (SMK) di Bawah Kementerian Pendidikan dan Kebudayaan Menurut Kecamatan di Kabupaten Simeulue, 2019/2020 dan 2020/2021 <i>Number of Schools, Teachers, and Pupils in Vocational High Schools Under The Ministry of Education and Culture by Subdistrict in Simeulue Regency, 2019/2020 and 2020/2021</i> | 97 |
| 4.1.9 | Jumlah Sekolah, Guru, dan Murid Madrasah Aliyah (MA) di Bawah Kementerian Agama Menurut Kecamatan di Kabupaten Simeulue, 2019/2020 dan 2020/2021 <i>Number of Schools, Teachers, and Pupils in Madrasah Aliyah (MA) Under the Ministry of Religious Affairs by Subdistrict in Simeulue Regency, 2019/2020 and 2020/2021</i> | 100 |
| 4.1.10 | Jumlah Desa ¹ /Kelurahan yang Memiliki Fasilitas Sekolah Menurut Kecamatan dan Tingkat Pendidikan di Kabupaten Simeulue, 2014–2019 <i>Number of Villages¹/Kelurahan Having Educational Facilities by Subdistrict and Educational Level in Simeulue Regency, 2014– 2019</i> | 103 |
| 4.1.11 | Angka Partisipasi Murni (APM) dan Angka Partisipasi Kasar (APK) Menurut Jenjang Pendidikan di Kabupaten Simeulue, 2019 dan 2020 <i>Net Participation Rates and Gross Participation Rates by Educational Level in Simeulue Regency, 2019 and 2020</i> | 108 |
| 4.1.12 | Persentase Penduduk Berumur 15 Tahun ke Atas yang Melek Huruf Menurut Kelompok Umur di Kabupaten Simeulue, 2019 dan 2020 <i>Percentage of Literate People Aged 15 Years and Over by Age Group in Simeulue Regency, 2019 and 2020</i> | |
| 4.1.13 | Jumlah Sekolah, Murid, Guru, Rasio Murid- | |

| | | |
|--------|---|-----|
| | Guru, dan Rasio Guru-Sekolah Sekolah Dasar (SD) Menurut Kecamatan di Kabupaten Simeulue, 2019 <i>Number of Schools, Pupils, Teachers, Student-Teacher Ratio, and School-Teacher Ratio of Primary School by Subdistrict in Simeulue Regency, 2019</i> | 110 |
| 4.1.14 | Jumlah Sekolah, Murid, Guru, Rasio Murid-Guru, dan Rasio Guru-Sekolah Sekolah Menengah Pertama (SMP) Menurut Kecamatan di Kabupaten Simeulue, 2019 <i>Number of Schools, Pupils, Teachers, Student-Teacher Ratio, and School-Teacher Ratio of Lower Secondary Schools by Subdistrict in Simeulue Regency, 2019</i> | 111 |
| 4.1.15 | Jumlah Taman Kanak-Kanak TK, Sekolah Dasar (SD), dan Sekolah Menengah Pertama (SMP) Negeri/Swasta Dirinci per Kecamatan di Kabupaten Simeulue, 2019 <i>Number of state and private kindergarden, elementary Schools, dan Lower Secondary Schoolss by Subdistrict in Simeulue Regency, 2019....</i> | 112 |
| 4.1.16 | Jumlah Murid Taman Kanak-Kanak TK, Sekolah Dasar (SD), dan Sekolah Menengah Pertama (SMP) Negeri/Swasta Dirinci per Kecamatan di Kabupaten Simeulue, 2019 <i>Number of Student of state and private kindergarden, elementary Schools, dan Lower Secondary Schoolss by Subdistrict in Simeulue Regency, 2019</i> | 113 |
| 4.1.17 | Jumlah Peserta Pendidikan Paket A, B, dan C Dirinci per Kecamatan di Kabupaten Simeulue, 2019 <i>Number of Participant Education Package A, B, and C by Subdistrict in Simeulue Regency, 2019.....</i> | 114 |
| 4.1.18 | Jumlah Dana Biaya Operasional Sekolah (BOS) yang telah disalurkan Dirinci per Kecamatan di Kabupaten Simeulue, 2019 (Juta Rupiah) <i>Number of School Operational Cost Fund have been distributed by Subdistrict in Simeulue Regency, 2019 (Million Rupiah).....</i> | 115 |
| 4.1.19 | Jumlah Dana Biaya Operasional Sekolah (BOS) yang telah disalurkan Dirinci per Kecamatan di Kabupaten Simeulue, 2020 (Juta Rupiah) <i>Number of School Operational Cost Fund have been distributed by Subdistrict in Simeulue Regency, 2019 (Million Rupiah).....</i> | 116 |

| | | |
|------------|--|-----|
| 4.1.20 | Jumlah Taman Pendidikan Al Qur'an (TPA) dan Majelis Ta'lim Menurut Kecamatan di Kabupaten Simeulue, 2020 <i>Number of Educational Quran and Religious Assemblies by Subdistrict in Simeulue Regency, 2020</i> | 118 |
| 4.2 | KESEHATAN | |
| | HEALTH..... | |
| 4.2.1 | Jumlah Desa ¹ /Kelurahan Yang Memiliki Sarana Kesehatan Menurut Kecamatan di Kabupaten Simeulue, 2018–2020 <i>Number of Villages¹/Kelurahan Having Health Facilities by Subdistrict in Simeulue Regency, 2018–2020</i> | 119 |
| 4.2.2 | Jumlah Tenaga Kesehatan Menurut Kecamatan di Kabupaten Simeulue, 2020 <i>Number of Health Human Resources by Subdistrict in Simeulue Regency, 2020</i> | 125 |
| 4.2.3 | Jumlah Rumah Sakit Umum, Rumah Sakit Khusus, Puskesmas, Klinik Pratama, dan Posyandu Menurut Kecamatan di Kabupaten Simeulue, 2019 dan 2020 <i>Number of General Hospital, Specialized Hospital, Public Health Center, Primary Clinic, and Integrated Health Post by Subdistrict in Simeulue Regency, 2019 and 2020</i> | 127 |
| 4.2.4 | Jumlah Pasien yang Dirawat di Rumah Sakit Umum di Kabupaten Simeulue, 2020 <i>Number of Patient on Regency's Hospital in Simeulue Regency, 2020..</i> | 130 |
| 4.2.5 | Diagnosa Penyakit Pada Rumah Sakit Umum di Kabupaten Simeulue, 2020 <i>Disease Diagnosis on Regency's Hospital in Simeulue Regency, 2020 ..</i> | 131 |
| 4.2.6 | Jumlah Pegawai Rumah Sakit Umum di Kabupaten Simeulue, 2020 <i>Number of Employee on Regency's Hospital in Simeulue Regency, 2020</i> | 132 |
| 4.2.7 | Jumlah Kamar (SAL) dan Tempat Tidur Pada Rumah Sakit Umum Kabupaten Simeulue, 2020 <i>Number of Room and Bed on Regency's Hospital in Simeulue Regency, 2020</i> | |
| 4.2.8 | Jumlah Kamar Rawatan Pada Puskesmas Kabupaten Simeulue, 2020 | |

| | | |
|------------|---|-----|
| | <i>Number of Maintainability Beds on Puskesmas in Simeulue Regency, 2020</i> | |
| 4.2.9 | Jumlah Penderita Penyakit Menular di Kabupaten Simeulue, 2020 <i>Number of Patients with Infectious Diseases in Simeulue Regency, 2020</i> | |
| 4.2.10 | Jumlah Angka Kematian Ibu, Kunjungan Bayi, Bayi Lahir Hidup, dan Balita Dirinci Menurut Kecamatan di Kabupaten Simeulue, 2020 <i>Number of Maternal Mortality Rate, Visits Babies, Children Born Alive, and Baby Under Five Years by Sub-District in Simeulue Regency, 2020</i> | |
| 4.2.11 | Jumlah Balita Gizi Buruk, Balita Gizi Kurang, dan Ibu Hamil (Kekurangan Energi Kronis) Dirinci Menurut Kecamatan di Kabupaten Simeulue, 2020 <i>Number of Toddlers malnutrition Less Toddler Nutrition and Pregnancy (Chronic Energy Deficiency) in Simeulue Regency, 2020</i> | |
| 4.2.12 | Jumlah Pertolongan Persalinan Menurut Kecamatan di Kabupaten Simeulue, 2020 <i>Number of aid maternity by subdistrict in Regency Simeulue, 2020</i> | |
| 4.2.13 | Jumlah Pelayanan Kehamilan di Kabupaten Simeulue, 2018-2020 <i>Number of Pregnancy Care Simeulue Regency, 2018-2020</i> | |
| 4.2.14 | Jumlah Peserta BPJS Kesehatan Menurut Puskesmas dan Jenis Peserta di Kabupaten Simeulue, 2020 <i>Number of BPJS Kesehatan Participants by Public Health Center and Types of Participants in Regency Simeulue, 2020</i> | |
| 4.2.15 | Jumlah Desa Siaga, Jamban Keluarga, dan Rumah Sehat Dirinci Menurut Kecamatan di Kabupaten Simeulue, 2020 <i>Number of Alert Village, Family toilet and Healthy Homes by Sub-District in Simeulue Regency, 2020</i> | |
| 4.3 | AGAMA DAN SOSIAL LAINNYA RELIGION AND OTHER SOCIAL AFFAIRS | |
| 4.3.1 | Jumlah Penduduk Menurut Kecamatan dan Agama yang Dianut di Kabupaten Simeulue, 2019 <i>Population by Subdistrict and Religion in Simeulue Regency, 2019</i> | 144 |
| 4.3.2 | Jumlah Tempat Peribadatan Menurut Kecamatan di Kabupaten Simeulue, 2020 <i>Number of Places of Worship by Subdistrict in Simeulue Regency,</i> | |

| | Halaman Page |
|--|-----------------|
| 2020..... | 145 |
| 4.3.3 Jumlah Imam, Bilal, Gharim Menurut Kecamatan di Kabupaten Simeulue, 2020 <i>Number of Imams, Bilal, Gharim by Subdistrict in Simeulue Regency, 2020.....</i> | 146 |
| 4.3.4 Jumlah Zakat, Infaq dan Shadaqah yang Disalurkan Melalui Baitul Maal Menurut Kecamatan di Kabupaten Simeulue, 2020 <i>Number of Zakat, Infaq and Shadaqah Distributed through Baitul Maal by Subdistrict in Simeulue Regency, 2020.....</i> | 147 |
| 4.3.5 Jumlah Asnaf dan Nominal yang Sudah Disalurkan Menurut Kecamatan di Kabupaten Simeulue, 2020 <i>Number of Asnaf and Nominal Distributed by Subdistrict in Simeulue Regency, 2020</i> | 148 |
| 4.3.6 Jumlah Desa ¹ /Kelurahan yang Mengalami Bencana Alam ² Menurut Kecamatan di Kabupaten Simeulue, 2018–2020 <i>Number of Villages¹/Kelurahan that Had Natural Disaster² by Subdistrict in Simeulue Regency, 2018–2020.....</i> | 150 |
| 4.4 KEMISKINAN POVERTY | |
| 4.4.1 Garis Kemiskinan, Jumlah, dan Persentase Penduduk Miskin di Kabupaten Simeulue, 2013–2020 <i>Poverty Line, Number, and Percentage of Poor People in Simeulue Regency, 2013–2020.....</i> | |
| 4.4.2 Indeks Kedalaman Kemiskinan dan Indeks Keparahan Kemiskinan di Kabupaten Simeulue, 2013–2020 <i>Poverty Gap Index and Poverty Severity Index in Simeulue Regency, 2013–2020.....</i> | |
| 4.4.3 Jumlah Pentahapan Keluarga Sejahtera (KS) Menurut Kecamatan di Kabupaten Simeulue, 2019 <i>Number of Welfare Family by Subdistrict in Simeulue Regency, 2019</i> | 155 |
| 4.5 PERADILAN LAW | |
| 4.5.1 Jumlah Tambahan Narapidana Berdasarkan Putusan Pada Lapas Kelas III Sinabang Dirinci Per Bulan, 2020 <i>Number of Additional of Prisoners Under District Court</i> | |

| | | |
|------------|--|-----|
| | Decision On State Prison Sinabang detail per Month, 2020 | |
| 4.5.2 | Jumlah Narapidana Pada Lapas Kelas III Sinabang Dirinci Per Bulan, 2020 <i>Number of prisoner On State Prison Simeulue detail per Month, 2020..</i> | 157 |
| 4.5.3 | Jumlah Narapidana Pada Lapas Kelas III Sinabang Dirinci Per Bulan, 2020 <i>Number of prisoner On State Prison Simeulue detail per Month, 2020..</i> | 158 |
| 4.5.4 | Jumlah Perkara yang Masuk ke Kejaksaan Negeri Kabupaten Simeulue Dirinci Menurut Jenis Per Bulan, 2020 <i>Number of Cases Submitted on State Attorney of Simeulue Regency detail by Type per Month, 2020.....</i> | 159 |
| 4.5.5 | Jumlah Perkara Perceraian yang Diterima dan Diputuskan pada Mahkamah Syar'iyah Sinabang Menurut Kecamatan, 2020 <i>Number of Divorce Cases Submitted and Decided on Sinabang Syar'iyah Court by Subdistrict, 2020.....</i> | 160 |
| 5. | PERTANIAN, KEHUTANAN, PETERNAKAN, DAN PERIKANAN/ AGRICULTURE, FORESTRY, LIVESTOCK, AND FISHERY | |
| 5.1 | HORTIKULTURA | |
| | HORTICULTURE | |
| 5.1.1 | Luas Panen Tanaman Sayuran Menurut Kecamatan dan Jenis Tanaman di Kabupten Simeulue (ha), 2019 dan 2020 <i>Harvested Area of Vegetables by Subdistrict and Kind of Plant in Simeulue Regency (ha), 2019 and 2020</i> | |
| 5.1.2 | Produksi Tanaman Sayuran Menurut Kecamatan dan Jenis Tanaman di Kabupten Simeulue (kuintal), 2019 dan 2020 <i>Production of Vegetables by Subdistrict and Kind of Plant in Simeulue Regency (quintal), 2019 dan 2020</i> | |
| 5.1.3 | Luas Panen Tanaman Sayuran dan Buah-buahan Semusim Menurut Jenis Tanaman di Kabupten Simeulue (ha), 2017–2020 <i>Harvested Area of Seasonal Vegetables and Fruits by Kind of Plant in Simeulue Regency (ha), 2017–2020</i> | |
| 5.1.4 | Produksi Tanaman Sayuran dan Buah-buahan Semusim Menurut Jenis Tanaman di Kabupten Simeulue (kuintal), 2017–2020 <i>Production of Seasonal Vegetables and Fruits by Kind of Plant in in Simeulue Regency (quintal), 2017–2020.....</i> | 175 |
| 5.1.5 | Luas Panen Tanaman Biofarmaka Menurut Kecamatan dan Jenis Tanaman di Kabupten Simeulue (m ²), 2019 dan 2020 | |

| | | |
|--------|--|-----|
| | <i>Harvested Area of Medicinal Plants by Subdistrict and Kind of Plant in Simeulue Regency (m²), 2019 and 2020</i> | 176 |
| 5.1.6 | Produksi Tanaman Biofarmaka Menurut Kecamatan dan Jenis Tanaman di Kabupten Simeulue (kg), 2019 and 2020 <i>Production of Medicinal Plants by Subdistrict and Kind of Plant in Simeulue Regency (kg), 2019 and 2020</i> | 177 |
| 5.1.7 | Luas Panen Tanaman Biofarmaka Menurut Jenis Tanaman di Kabupten Simeulue (m ²), 2017–2020 <i>Harvested Area of Medicinal Plants by Kind of Plant in Simeulue Regency (m²), 2017–2020.....</i> | 178 |
| 5.1.8 | Produksi Tanaman Biofarmaka Menurut Jenis Tanaman di Kabupten Simeulue (kg), 2017–2020 <i>Production of Medicinal Plants by Kind of Plant in Simeulue Regency(kg),2017–2020</i> | 179 |
| 5.1.9 | Luas Panen Tanaman Hias Menurut Kecamatan dan Jenis Tanaman di Kabupaten Simeulue (m ²), 2019 and 2020 <i>Harvested Area of Ornamental Plants by Subdistrict and Kind of Plant in Simeulue Regency (m²), 2019 and 2020</i> | 180 |
| 5.1.10 | Produksi Tanaman Hias Menurut Kecamatan dan Jenis Tanaman di Kabupaten Simeulue (tangkai), 2019 and 2020 <i>Production of Ornamental Plants by Subdistrict and Kind of Plant in Simeulue Regency (stalks), 2019 and 2020.....</i> | 181 |
| 5.1.11 | Luas Panen Tanaman Hias Menurut Jenis Tanaman di Kabupaten Simeulue (m ²), 2017–2020 <i>Harvested Area of Ornamental Plants by Kind of Plant in Simeulue Regency (m²), 2017–2020.....</i> | 182 |
| 5.1.12 | Produksi Tanaman Hias Menurut Jenis Tanaman di Kabupaten Simeulue (tangkai), 2017–2020 <i>Production of Ornamental Plants by Kind of Plant n Simeulue Regency (stalks), 2017–2020</i> | 183 |
| 5.1.13 | Produksi Buah-buahan Menurut Kecamatan dan Jenis Tanaman di Kabupaten Simeulue (kuintal), 2019 and 2020 <i>Production of Fruits by Subdistrict and Kind of Plant in Simeulue Regency (kuintal), 2019 and 2020.....</i> | 184 |
| 5.1.14 | Produksi Buah-Buahan dan Sayuran Tahunan Menurut | |

| | | |
|------------|---|-----|
| | Jenis Tanaman di Kabupaten Simeulue (kuintal), 2017–2020 <i>Production of Annual Fruits and Vegetables by Kind of Plant in Simeulue Regency (quintal), 2017–2020</i> | 188 |
| 5.2 | PERKEBUNAN | |
| | ESTATE CROPS | |
| 5.2.1 | Luas Areal Tanaman Perkebunan Menurut Kecamatan dan Jenis Tanaman di Kabupaten Simeulue (ha), 2019 dan 2020 <i>Planted Area of Estate Crops by Subdistrict and Type of Crops in Simeulue Regency (ha), 2019 and 2020</i> | 189 |
| 5.2.2 | Produksi Perkebunan Menurut Kecamatan dan Jenis Tanaman di Kabupaten Simeulue (ton), 2019 dan 2020 <i>Production of Estate by Subdistrict and Type of Crops in Simeulue Regency (ton), 2019 and 2020</i> | 193 |
| 5.3 | PETERNAKAN | |
| | LIVESTOCK | |
| 5.3.1 | Sumber Daya Lahan Padang Penggembalaan dan Kebun Rumput di Kabupaten Simeulue, 2019 <i>Land Resources of Grazing Fields and Grass Gardens in Simeulue Regency, 2019</i> | 197 |
| 5.3.2 | Jumlah Populasi Ternak Besar Per Kecamatan di Kabupten Simeulue, 2019 <i>Large Livestock Population by Subdistrict in Simeulue Regency, 2019</i> .. | 198 |
| 5.3.3 | Jumlah Populasi Ternak Kecil Per Kecamatan di Kabupten Simeulue, 2019 <i>Small Livestock Population by Subdistrict in Simeulue Regency, 2019</i> .. | 200 |
| 5.3.4 | Jumlah Populasi Ternak Unggas Per Kecamatan di Kabupten Simeulue, 2019 <i>Poultry Population by Subdistrict in Simeulue Regency, 2019</i> | 201 |
| 5.3.5 | Produksi Telur, Susu dan Kulit Per Kecamatan di Kabupten Simeulue, 2019 <i>Egg, Milk and Leather Production by Subdistrict in Simeulue Regency, 2019</i> | 202 |
| 5.3.5 | Produksi Daging Menurut Jenis Ternak Per Kecamatan di Kabupten Simeulue, 2019 <i>Meat Production by Livestock Type per Subdistrict in Simeulue Regency, 2019</i> | 204 |
| 5.4 | PERIKANAN | |

FISHERY

| | | |
|-------|---|-----|
| 5.3.1 | Produksi Pembudidayaan Ikan di Kabupaten Simeulue, 2019 <i>Fish Breeding Production in Simeulue Regency, 2019</i> | 206 |
| 5.3.2 | Jumlah Alat Tangkap Ikan di Kabupaten Simeulue, 2015-2019 <i>Number of Fishing Tools in Simeulue Regency, 2015-2019</i> | 207 |
| 5.3.3 | Jumlah Fasilitas pendukung Perikanan dan Kelautan di Kabupaten Simeulue, 2015-2019 <i>Number of supporting facilities for fisheries and marine in Simeulue Regency, 2015-2019</i> | 208 |
| 5.3.4 | Kondisi Perkembangan Jumlah dan Kelompok Nelayan serta Pembinaan Nelayan, 2015-2019 <i>Conditions for the Development of the Number and Groups of Fishermen and the Development of Fishermen, 2015-2019</i> | 209 |
| 5.3.5 | Jumlah Produksi dan Nilai Produksi Perikanan Tangkap dan Budidaya, 2019 <i>Total Production and Production Value of Catch and Aquaculture Fisheries, 2019</i> | 210 |

5.4 TANAMAN PANGAN

FOOD CROPS

| | | |
|-------|--|-----|
| 5.4.1 | Luas Panen dan Produksi Padi di Kabupaten Simeulue, 2020 <i>Harvested Area and Production of Rice in Simeulue Regency, 2020</i> | 211 |
| 5.4.2 | Luas Tanam, Luas Panen dan Produksi Padi Sawah Menurut Kecamatan dan Musim Tanam di Kabupaten Simeulue, 2020 Planted area, harvesting area and production of paddy by sub Regency in Simeulue Regency, 2020 | |
| 5.4.3 | Luas Tanam, Luas Panen dan Produksi Jagung Menurut Kecamatan di Kabupaten Simeulue, 2020 Planted area, harvesting area and production of corn by Subdistrict in Simeulue Regency, 2020 | |
| 5.4.4 | Luas Tanam, Luas Panen dan Produksi Ubi Kayu Menurut Kecamatan di Kabupaten Simeulue, 2020 Planted area, harvesting area and production of cassava by Subdistrict in Simeulue Regency, 2020 | |
| 5.4.5 | Luas Tanam, Luas Panen dan Produksi Ubi Jalar Menurut Kecamatan di Kabupaten Simeulue, 2020 | |

| | | |
|------------|--|-----|
| | Planted area, harvesting area and production of sweet potato by Subdistrict in Simeulue Regency, 2020 | |
| 6. | INDUSTRI, PERTAMBANGAN, DAN ENERGI/ INDUSTRY, MINING, AND ENERGY | |
| 6.1 | INDUSTRI INDUSTRY | |
| 6.1.1 | Jumlah Industri Kecil Menengah Menurut Jenis Industri di Kabupaten Simeulue, 2020 <i>Number of Small-Medium Industry by Type of Industry in Simeulue Regency, 2020</i> | 223 |
| 6.1.2 | Jumlah Kelompok Pedagang dan Perusahaan Industri di Kabupaten Simeulue, 2020 <i>Number of trader group and industry company in Simeulue Regency, 2020</i> | 224 |
| 6.1.3 | Jumlah Industri dan Tenaga Kerjanya Menurut Kecamatan di Kabupaten Simeulue, 2020 <i>Number of Industry and Labour by Subdistrict in Simeulue Regency, 2020</i> | 225 |
| 6.1.4 | Jumlah Perusahaan Menurut Bentuk Badan Hukum di Kabupaten Simeulue, 2016–2020 <i>Number of Establishments by Type of Business Entity in Simeulue Regency, 2016–2020.....</i> | 226 |
| 6.2 | ENERGI ENERGY | |
| 6.2.1 | Daya Terpasang, Produksi, dan Distribusi Listrik PT. PLN (Persero) pada Cabang/Ranting PLN Menurut Kecamatan di Kabupaten Simeulue, 2019 <i>Installed Electricity Power, Production, and Distribution of PT. PLN (Persero) at PLN Branch by Subdistrict in Simeulue Regency, 2019</i> | 227 |
| 6.2.2 | Jumlah Pelanggan Listrik Menurut Kecamatan di Kabupaten Simeulue, 2015–2019 <i>Number of Electricity Customers by Subdistrict in Simeulue Regency, 2015–2019</i> | 228 |
| 6.2.3 | Jumlah Pelanggan dan Air yang Disalurkan Menurut Kecamatan di Kabupaten Simeulue, 2019 | |

| | | |
|------------|---|-----|
| | <i>Number of Customers and Distributed Water by Subdistrict in Simeulue Regency, 2019</i> | 229 |
| 7. | PARIWISATA/TOURISM | |
| 7.1 | Jumlah Rumah Makan/Restoran Menurut Kecamatan di Kabupaten Simeulue, 2016–2019 <i>Number of Restaurants by Subdistrict in Simeulue Regency, 2016–2019</i> | 235 |
| 7.2 | Jumlah Wisatawan Asing dan Wisatawan Nusantara menurut bulan di Kabupaten Simeulue, 2018 Number of Foreign Visitor and Domestic Visitor in Simeulue Regency, 2018 | |
| 8. | TRANSPORTASI DAN KOMUNIKASI/ TRANSPORTATION AND COMMUNICATION | |
| 8.1 | TRANSPORTASI TRANSPORTATION | |
| 8.1.1 | Panjang Jalan ¹ Menurut Tingkat Kewenangan Pemerintahan di Kabupaten Simeulue (km), 2018–2020 <i>Length of Roads¹ by Level of Government Authority in Simeulue Regency (km), 2018–2020</i> | 243 |
| 8.1.2 | Panjang Jalan Menurut Jenis Permukaan Jalan di Kabupaten Simeulue (km), 2018–2020 <i>Length of Roads by Type of Road Surface in Simeulue Regency (km), 2018–2020</i> | 244 |
| 8.1.3 | Panjang Jalan Menurut Kondisi Jalan di Kabupaten Simeulue (km), 2018–2020 <i>Length of Roads by Condition of Roads in Simeulue Regency (km), 2018–2020</i> | 245 |
| 8.1.4 | Perkembangan Panjang Jaringan Irigasi di Kabupaten Simeulue, 2018–2020 <i>Development of Irrigation Network Length in Simeulue Regency, 2018–2020</i> | 246 |
| 8.1.5 | Banyaknya Penumpang dan Trip Angkutan Darat Domestik di Kabupaten Simeulue, 2019 <i>Number of Passengers and Trip Land Transport of Domestic in Simeulue Regency, 2019</i> | 247 |

| | | |
|--------|---|-----|
| 8.1.6 | Perkembangan Angkutan Perairan Daratan dan Penyeberangan Pelabuhan Sinabang ke Pelabuhan Labuhan Haji Dirinci per Bulan, 2019 <i>Development of Land Transportation and The Crossing of Sinabang Port To Labuhan Haji Port per Month, 2019</i> | 248 |
| 8.1.7 | Perkembangan Angkutan Perairan Daratan dan Penyeberangan Pelabuhan Labuhan Haji ke Pelabuhan Sinabang Dirinci per Bulan, 2019 <i>Development of Land Transportation and The Crossing of Labuhan Haji Port To Sinabang Port per Month, 2019</i> | 249 |
| 8.1.8 | Perkembangan Angkutan Perairan Daratan dan Penyeberangan Pelabuhan Sinabang ke Pelabuhan Singkil Dirinci per Bulan, 2019 <i>Development of Land Transportation and The Crossing of Sinabang Port To Singkil Port per Month, 2019</i> | 250 |
| 8.1.9 | Perkembangan Angkutan Perairan Daratan dan Penyeberangan Pelabuhan Singkil ke Pelabuhan Sinabang Dirinci per Bulan, 2019 <i>Development of Land Transportation and The Crossing of Singkil Port To Sinabang Port per Month, 2019</i> | 251 |
| 8.1.10 | Perkembangan Angkutan Perairan Daratan dan Penyeberangan Pelabuhan Sinabang ke Pelabuhan Meulaboh Dirinci per Bulan, 2019 <i>Development of Land Transportation and The Crossing of Sinabang Port To Meulaboh Port per Month, 2019</i> | 252 |
| 8.1.11 | Perkembangan Angkutan Perairan Daratan dan Penyeberangan Pelabuhan Meulaboh ke Pelabuhan Sinabang Dirinci per Bulan, 2019 <i>Development of Land Transportation and The Crossing of Meulaboh Port To Sinabang Port per Month, 2019</i> | 253 |
| 8.1.12 | Jumlah Terminal, Pelabuhan, dan Bandara di Kabupaten Simeulue, 2019 <i>Number of Terminal, Port, and Airport in Simeulue Regency, 2019</i> | 254 |
| 8.1.13 | Jumlah Penumpang yang Terangkut Angkutan Umum di Kabupaten Simeulue, 2019 <i>Number of Passenger Transported by Public Transportation in Simeulue Regency, 2019</i> | 255 |
| 8.1.14 | Jumlah Barang yang Terangkut Angkutan Umum di Kabupaten Simeulue, 2019 <i>Number of Goods Transported by Public Transportation in Simeulue Regency, 2019</i> | 256 |
| 8.1.15 | Jumlah Kendaraan bermotor yang terdaftar | |

| | | |
|------------|---|-----|
| | pada UPTD Wilayah XXIII Simeulue, 2020 <i>Number of Registered Motor Vehicles at UPTD Region XXIII Simeulue, 2020</i> | 257 |
| 8.2 | KOMUNIKASI COMMUNICATION | |
| 8.2.1 | Jumlah Kantor Pos Pembantu Menurut Kecamatan di Kabupaten Simeulue, 2017–2020 <i>Number of Post Offices Subsidiaries by Subdistrict in Simeulue Regency, 2017–220</i> | 260 |
| 8.2.2 | Jumlah Pengiriman dan Penerimaan di Kantor Pos Kabupaten Simeulue, 2020 <i>Number of Sending and Receiving in Post Office of Simeulue Regency, 2020</i> | 261 |
| 9. | PERBANKAN, KOPERASI, DAN HARGA-HARGA/ BANKING, COOPERATIVE, AND PRICES | |
| 9.1 | Jumlah Koperasi Aktif Menurut Kecamatan di Kabupaten Simeulue, 2017–2020 <i>Number of Active Cooperative by Subdistrict in Simeulue Regency, 2017–2020</i> | 269 |
| 9.2 | Jumlah Koperasi Menurut Jenis Koperasi dan Kecamatan di Kabupaten Simeulue, 2020 <i>Number of Cooperative by Kind of Cooperative and Subdistrict in Simeulue Regency, 2020</i> | 270 |
| 9.3 | Jumlah Kantor Bank Menurut Kelompok Bank di Kabupaten Simeulue, 2020 <i>Number of Bank Offices by Bank Group in Simeulue Regency, 2017–2020</i> | 271 |
| 9.4 | Jumlah Pinjaman Rupiah Bank Umum Berdasarkan Lapangan Usaha di Kabupaten Simeulue, Januari 2020 <i>Commercial Bank Loan Amount Based on Business Field in Simeulue Regency, January 2020</i> | 272 |
| 9.5 | Jumlah Pinjaman Rupiah Bank Umum Berdasarkan Lapangan Usaha di Kabupaten Simeulue, Februari 2020 <i>Commercial Bank Loan Amount Based on Business Field in Simeulue Regency, February 2020</i> | 273 |

| | | |
|------|---|-----|
| 9.6 | Jumlah Pinjaman Rupiah Bank Umum Berdasarkan Lapangan Usaha di Kabupaten Simeulue, Maret 2020 <i>Commercial Bank Loan Amount Based on Business Field in Simeulue Regency, March 2020</i> | 274 |
| 9.7 | Jumlah Pinjaman Rupiah Bank Umum Berdasarkan Lapangan Usaha di Kabupaten Simeulue, April 2020 <i>Commercial Bank Loan Amount Based on Business Field in Simeulue Regency, April 2020</i> | 275 |
| 9.8 | Jumlah Pinjaman Rupiah Bank Umum Berdasarkan Lapangan Usaha di Kabupaten Simeulue, Mei 2020 <i>Commercial Bank Loan Amount Based on Business Field in Simeulue Regency, May 2020</i> | 276 |
| 9.9 | Jumlah Pinjaman Rupiah Bank Umum Berdasarkan Lapangan Usaha di Kabupaten Simeulue, Juni 2020 <i>Commercial Bank Loan Amount Based on Business Field in Simeulue Regency, June 2020</i> | 277 |
| 9.10 | Jumlah Pinjaman Rupiah Bank Umum Berdasarkan Lapangan Usaha di Kabupaten Simeulue, Juli 2020 <i>Commercial Bank Loan Amount Based on Business Field in Simeulue Regency, July 2020</i> | 278 |
| 9.11 | Jumlah Pinjaman Rupiah Bank Umum Berdasarkan Lapangan Usaha di Kabupaten Simeulue, Agustus 2020 <i>Commercial Bank Loan Amount Based on Business Field in Simeulue Regency, August 2020</i> | 279 |
| 9.12 | Jumlah Pinjaman Rupiah Bank Umum Berdasarkan Lapangan Usaha di Kabupaten Simeulue, September 2020 <i>Commercial Bank Loan Amount Based on Business Field in Simeulue Regency, September 2020</i> | 280 |
| 9.13 | Jumlah Pinjaman Rupiah Bank Umum Berdasarkan Lapangan Usaha di Kabupaten Simeulue, Oktober 2020 <i>Commercial Bank Loan Amount Based on Business Field in Simeulue Regency, October 2020</i> | 281 |
| 9.14 | Jumlah Pinjaman Rupiah Bank Umum Berdasarkan Lapangan Usaha di Kabupaten Simeulue, November 2020 <i>Commercial Bank Loan Amount Based on Business Field in Simeulue Regency, November 2020</i> | 282 |

| | | |
|------------|--|-----|
| 9.15 | Jumlah Pinjaman Rupiah Bank Umum Berdasarkan Lapangan Usaha di Kabupaten Simeulue, Desember 2020 <i>Commercial Bank Loan Amount Based on Business Field in Simeulue Regency, Desember 2020</i> | 283 |
| 10. | PENGELUARAN PENDUDUK/POPULATION EXPENDITURE | |
| 10.1 | Rata-rata Pengeluaran per Kapita Sebulan Menurut Kelompok Komoditas (rupiah) di Kabupaten Simeulue, 2019 dan 2020 <i>Monthly Average Expenditure per Capita by Commodity Group (rupiahs) in Simeulue Regency, 2019 and 2020</i> | 292 |
| 10.2 | Persentase Pengeluaran per Kapita Sebulan Menurut Kelompok Komoditas di Kabupaten Simeulue, 2019 dan 2020 <i>Percentage of Monthly Expenditure per Capita by Commodity Group in Simeulue Regency, 2019 and 2020</i> | 293 |
| 10.3 | Persentase Penduduk Menurut Kuintil Pengeluaran Per Kapita Sebulan di Kabupaten Simeulue, 2018-2020 <i>Percentage of Population by Per Capita Spending Quintile a Month in Simeulue Regency, 2018-2020</i> | 294 |
| 11. | PERDAGANGAN/TRADE | |
| 11.1 | Jumlah Sarana Perdagangan Menurut Jenisnya di Kabupaten Simeulue, 2017–2020 <i>Number of Trading Facilities by Type of Facility in Simeulue Regency, 2017–2020</i> | 302 |
| 12. | SISTEM NERACA REGIONAL/SYSTEM OF REGIONAL ACCOUNTS | |
| 12.1. | Produk Domestik Regional Bruto Atas Dasar Harga Berlaku Menurut Lapangan Usaha di Kabupaten Simeulue (miliar rupiah), 2016–2020 <i>Gross Regional Domestic Product at Current Market Prices by Industry in Simeulue Regency (billion rupiahs), 2016–2020</i> | 314 |
| 12.2 | Produk Domestik Regional Bruto Atas Dasar Harga Konstan 2010 Menurut Lapangan Usaha di Kabupaten Simeulue (miliar rupiah), 2016–2020 <i>Gross Regional Domestic Product at 2010 Constant Market Prices by Industry in Simeulue Regency (billion rupiahs), 2016–2020</i> | 316 |
| 12.3 | Distribusi Persentase Produk Domestik Regional Bruto Atas Dasar Harga Berlaku Menurut Lapangan | |

| | | |
|------------|---|-----|
| | Usaha di Kabupaten Simeulue, 2016–2020 <i>Percentage Distribution of Gross Regional Domestic Product at Current Market Prices by Industry in Simeulue Regency, 2016–2020</i> | 318 |
| 12.4 | Laju Pertumbuhan Produk Domestik Regional Bruto Atas Dasar Harga Konstan 2010 Menurut Lapangan Usaha di Kabupaten Simeulue (persen), 2016–2020 <i>Growth Rate of Gross Regional Domestic Product at 2010 Constant Market Prices by Industry in Simeulue Regency (percent), 2016–2020...</i> | 320 |
| 12.5 | Produk Domestik Regional Bruto Atas Dasar Harga Berlaku Menurut Jenis Pengeluaran di Kabupaten Simeulue (miliar rupiah), 2015–2019 <i>Gross Regional Domestic Product at Current Market Prices by Type of Expenditure in Simeulue Regency (billion rupiahs), 2015–2019.....</i> | 322 |
| 12.6 | Produk Domestik Regional Bruto Atas Dasar Harga Konstan 2010 Menurut Jenis Pengeluaran di Kabupaten Simeulue (miliar rupiah), 2015–2019 <i>Gross Regional Domestic Product at 2010 Constant Market Prices by Type of Expenditure in Simeulue Regency (billion rupiahs), 2015–2019</i> | 323 |
| 12.7 | Distribusi Persentase Produk Domestik Regional Bruto Atas Dasar Harga Berlaku Menurut Jenis Pengeluaran di Kabupaten Simeulue, 2015–2019 <i>Percentage Distribution of Gross Regional Domestic Product at Current Market Prices by Type of Expenditure in Simeulue Regency, 2015–2019.....</i> | |
| 12.8 | Laju Pertumbuhan Produk Domestik Regional Bruto Atas Dasar Harga Konstan 2010 Menurut Jenis Pengeluaran di Kabupaten Simeulue (persen), 2016–2019 <i>Growth Rate of Gross Regional Domestic Product at 2010 Constant Market Prices by Type of Expenditure in Simeulue Regency (percent), 2016–2019</i> | |
| 13. | PERBANDINGAN ANTAR KABUPATEN/ KOTA/ REGENCY/MUNICIPAL COMPARISON | |
| 13.1 | Jumlah Penduduk Menurut Kabupaten/ Kota di Provinsi Aceh (ribu), 2016–2020 <i>Population by Regency/Municipality in Aceh Province (thousand), 2016–2020.....</i> | |

| | | |
|------|--|-----|
| 13.2 | Laju Pertumbuhan Produk Domestik Regional Bruto Atas Dasar Harga Konstan 2010 Menurut Kabupaten/Kota di Provinsi Aceh (persen), 2016–2020 <i>Rate of Growth of Gross Regional Domestic Products at Constant 2010 Prices by Regency/Municipality in Aceh Province (percent), 2016–2020</i> | 335 |
| 13.3 | Jumlah Penduduk Miskin Menurut Kabupaten/ Kota di Provinsi Aceh, 2016–2020 <i>The Number of Poor People by Regency/Municipality in Aceh Province, 2016–2020</i> | |
| 13.4 | Indeks Pembangunan Manusia Menurut Kabupaten/Kota di Provinsi Aceh, 2016–2020 <i>Human Development Index by Regency/Municipality in Aceh Province, 2016–2020</i> | 337 |

DAFTAR GAMBAR/LIST OF FIGURES

| | | Halaman Page |
|-----|--|-----------------|
| 1.1 | Persentase Luas Kecamatan di Kabupaten Simeulue, 2020 <i>Percentage Area of Subdistrict in Simeulue Regency, 2020</i> | 6 |
| 1.2 | Jarak dari Ibukota Kecamatan ke Ibukota Kabupaten di Kabupaten Simeulue (km), 2020 <i>Distance from the District Capital to the Regency Capital in Simeulue Regency (km), 2020</i> | 7 |

<https://simeuluekab.bps.go.id>

PENJELASAN UMUM/EXPLANATORY NOTES

Tanda-tanda, satuan-satuan, dan lain-lainnya yang digunakan dalam publikasi ini adalah sebagai berikut:

Symbols, measurement units, and acronyms which are used in this publication, are as follows:

1. TANDA-TANDA/SYMBOLS

| | |
|---|-------|
| Data tidak tersedia/Data not available | : ... |
| Tidak ada atau nol /Null or zero | : - |
| Data dapat diabaikan/Data negligible | : 0 |
| Tanda decimal/Decimal point | : , |
| Data tidak dapat ditampilkan/Not applicable | : NA |
| Angka estimasi/Estimated figures | : e |
| Angka diperbaiki/Revised figures | : r |
| Angka sementara/Preliminary figures | : x |
| Angka sangat sementara/Very preliminary figures | : xx |
| Angka sangat sangat sementara/Very very preliminary figures | : xxx |

2. SATUAN/UNITS

| | |
|--|---|
| barel/barrel | : 158,99 liter/litres = 1/6,2898 m ³ |
| hektar (ha)/hectare (ha) | : 10 000 m ² |
| kilometer (km)/kilometres (km) | : 1 000 meter/meters (m) |
| knot/knot | : 1,8523 km/jam (km/hour) |
| kuintal/quintal | : 100 kg |
| KWh | : 1 000 Watt hour |
| MWh | : 1 000 KWh |
| liter (untuk beras)/litre (for rice) | : 0,80 kg |
| MMSCF | : 1/35,3 m ³ |
| metrik ton (m.ton)/metric ton (m. ton) | : 0,98421 long ton = 1 000 kg |
| ons/ounce | : 28,31 gram/grams |
| ton | : 1 000 kg |

Satuan lain: buah, dus, butir, helai/lembar, kaleng, batang, pulsa, ton kilometer (ton-km), jam, menit, persen (%).

Other units: unit, pack, pieces, sheet, tin, pulse, ton-kilometres(ton-km), hour, minute, percent (%).

Perbedaan angka di belakang koma disebabkan oleh pembulatan angka.

The difference in decimal numbers is caused by rounding.

DAFTAR SINGKATAN/ LIST OF ABBREVIATIONS

| | |
|-----------|--|
| SI | : Stasiun Iklim |
| SIMPK | : Stasiun Meteorologi Pertanian Khusus |
| t.t | : Tempat tidur |
| BCG | : Bacillus Calmette Guerin |
| DPT | : Difteri, Pertusis, Tetanus |
| TT | : Tetanus Toxoid |
| IOT | : Industri Obat Tradisional/ <i>Traditional Medicine Industry</i> |
| IKOT | : Industri Kecil Obat Tradisional/ <i>Traditional Medicine Small</i> |
| Alkes | : Alat kesehatan/ <i>Health Kits</i> |
| PKRT | : Perbekalan Kesehatan Rumah tangga/ <i>Household Health Logistics</i> |
| Kompl | : Komplemen/ <i>Complement</i> |
| IRTP | : Industri Pangan Produksi Rumah Tangga/ <i>Foods Home Industry</i> |
| PBF | : Pedagang Besar Farmasi/ <i>Pharmacy Whole-seller</i> |
| GFK | : Gudang Farmasi Kab/Kota/Regency/ <i>Municipality Pharmacy Warehouse</i> |
| RB | : Rumah Bersalin/ <i>Delivery House</i> |
| Pustu | : Puskesmas pembantu/ <i>Auxiliary Public Health Center</i> |
| BP | : Balai Pengobatan/ <i>Polyclinic</i> |
| TPS | : Tempat Pembuangan Sementara / <i>landfill</i> |
| Jamkesmas | : Jaminan kesehatan masyarakat miskin/ <i>Poor public health insurance</i> |
| PJKMU | : Program Jaminan Kesehatan Masyarakat Umum |
| SIUP | : Surat Ijin Usaha Perdagangan/ <i>Trading Permission Letter</i> |
| TDP | : Tanda Daftar Perusahaan/ <i>Company Registration Identity</i> |
| API | : Angka Pengenal Importir/ <i>Importer's Identity Number</i> |

Statistik Kunci, 2018–2020 Key Statistics, 2018–2020

| Rincian/Description | Satuan/Unit | 2018 | 2019 | 2020 |
|--|------------------------------------|-------|-------|-------|
| (1) | (2) | (3) | (4) | (5) |
| SOSIAL/SOCIAL | | | | |
| Penduduk ¹ /Population ¹ | juta/million | | | |
| Laju Pertumbuhan Penduduk ¹ /Population Growth ¹ | % | | | |
| Angka Harapan Hidup ^{1-e} /Life Expectancy Rate ¹ | tahun/years | | | |
| Angka Melek Huruf Usia 15+/Literacy Rate Aged 15+ | % | 98,49 | 99,25 | 98,80 |
| Tingkat Partisipasi Angkatan Kerja -TPAK ^{2,3} Labour Force Participation Rate-LFPR ^{2,3} | % | | | |
| Tingkat Pengangguran Terbuka-TPT ² Unemployment Rate-UR ² | % | | | |
| Penduduk Miskin ⁴ /Poor People ⁴ | juta/million | | | |
| Persentase Penduduk Miskin ⁴ Percentage of Poor People ⁴ | % | | | |
| Indeks Pembangunan Manusia-IPM ⁵ Human Development Index ⁵ | — | | | |
| EKONOMI/ECONOMIC | | | | |
| Produk Domestik Regional Bruto (PDRB) Harga Berlaku ⁶ Gross Regional Domestic Bruto (GRDP) at Current Price ⁶ | triliun rupiah trillion rupiahs | | | |
| Laju Pertumbuhan Ekonomi ⁸ /Economic Growth ⁷ | % | | | |
| PDRB Per Kapita Harga Berlaku ^{6,8} Per Capita of GRDP at Current Price ^{6,8} | juta rupiah million rupiahs | | | |

- Catatan/Notes: ¹ Hasil proyeksi penduduk Indonesia 2010–2035 (pertengahan tahun/Juni)/The result of Indonesia population prjection 2010–2035 (mid year/June)
- ² Kondisi Agustus/Condition at August
- ³ Menggunakan penimbang hasil proyeksi penduduk tahun 2010–2035/Weighted by the 2010–2035 population projection
- ⁴ Kondisi Maret/Condition at March
- ⁵ Sejak tahun 2010, IPM dihitung dengan metode baru. Komponen IPM metode baru adalah angka harapan hidup saat lahir, harapan lama sekolah, rata-rata lama sekolah, dan pengeluaran per kapita/Since 2010, HDI was calculated using new method. New HDI component are life expectancy at birth, expected years of schooling, means years of schooling, and expenditure per capita
- ⁶ Mulai tahun 2010 mengadopsi System of National Account 2008 (SNA 2008)/Since 2010 is in line with System of National Account 2008 (SNA 2008)
- ⁷ Menggunakan tahun dasar 2010 (2010=100)/Using 2010 base year (2010=100)
- ⁸ Menggunakan proyeksi penduduk berdasarkan hasil SP2010/Using population projection based on SP2010

PENJELASAN TEKNIS

1. Letak
2. Kabupaten Simeulue beribukota Sinabang terletak di sebelah Barat Daya Provinsi Aceh, berjarak 105 Mil laut dari Meulaboh, Kabupaten Aceh Barat, atau 85 Mil Laut dari Tapak Tuan, Kabupaten Aceh Selatan, serta berada pada koordinat 2015' - 2055' Lintang Utara dan 95040' - 96030' Bujur Timur (Peta Rupa Bumi skala 1:250.000 oleh Bakosurtanal).
3. Kabupaten Simeulue merupakan gugus kepulauan yang terdiri 147 pulau besar dan kecil. Luas keseluruhan Kabupaten Simeulue adalah 1.838,09 Km² atau 183.809 Ha. Pulau yang terbesar adalah Pulau Simeulue. Selain Pulau Simeulue ter-dapat pulau-pulau lainnya yaitu Pulau Siumat, Pulau. Panjang, Pulau Batu Ber-layar, Pulau Teupah, Pulau Mincau, Pulau Simeulue Cut, Pulau Pinang, Pulau Dara, Pulau Langeni, Pulau Ling-gam, Pulau Leukon, Pulau Silaut Besar & Pulau Silaut Kecil (terluar), Pulau Tepi, Pulau Ina, Pulau Alafulu, Pulau Penyu, Pulau Tinggi, Pulau Kecil, Pulau Khalak-khalak, Pulau Asu, Pulau Babi, Pulau Lasia dan pulau-pulau kecil lainnya. Kepu-lauan ini dikelilingi oleh Samudera Indonesia dan berbatasan langsung dengan perairan internasional.
4. Iklim dan Cuaca
5. Selama tahun 2018 curah hujan

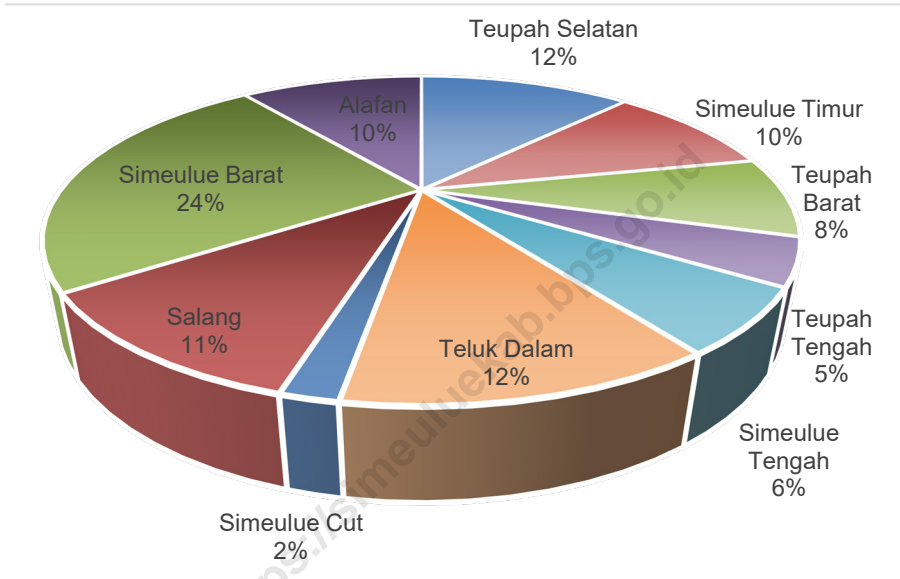
TECHNICAL NOTES

1. *Location*
2. *Simeulue regency with its capital Sinabang located southwest of Aceh province, located 105 miles north of Meulaboh, Aceh Barat Regency, or 85 Mil from Tapak Tuan, Aceh Selatan Regency, and located at coordinates 2015' - 2055' north latitude and 95040' - 96030' East (RBI Map scale 1: 250.000 by the Bakosurtanal).*
3. *Simeulue Regency is a cluster of islands that comprises 147 large and small islands. Total area Simeulue Regency is 1.838,09 km² or 183.809 Ha. The largest island is Simeulue Island. In addition to Simeulue Island there are other islands, namely Siumat Island, Panjang Island, Batu Berlayar Island, Teupah Island, Mincau Island, Simeulue Cut Island, Pinang Island, Dara Island, Langeni Island, Linggam Island, Leukon Island, Silaut Besar & Silaut Kecil Island (outest), Tepi Island,*
4. *Ina Island, Alafulu Island, Penyu Island, Tinggi Island, Kecil Island, Khalak-khalak Island, Asu Island, Babi Island, Lasia Island and other small islands. The islands are surrounded by the Indonesian Ocean and the adjacent international waters.*
5. *Climate and Weather*
6. *During 2018, rainfall in Simeulue reaches 3,284.5 mm / year and rainy day is 280 days.*

- di wilayah Simeulue mencapai 3.284,5 mm/tahun dan hari hujan sebanyak 280 hari.
6. Keadaan cuaca ditentukan oleh penyebaran musim. Pada musim barat yang berlangsung sejak bulan September hingga Februari, sering terjadi hujan yang disertai badai dan gelombang besar sehingga sangat berbahaya bagi pelayaran. Sedangkan pada musim timur yang berlangsung sejak bulan Maret sampai Agustus, biasanya terjadi kemarau yang diselingi hujan yang tidak merata serta keadaan laut yang relatif tenang.
 7. **Tanah**
 8. Kepulauan Simeulue bukan merupakan kepulauan vulkanik tetapi memiliki curah hujan yang tinggi karena dikelilingi samudera yang luas. Tanahnya umumnya memiliki tingkat keasaman yang tinggi, seperti podsolik merah kuning, podsolik merah coklat, alluvial, organosol, batu kapur dan tanah gambut.
 9. Menurut Peta Rupa Bumi dengan skala 1:250.000 (Bakosurtanal), titik terendah Pulau Simeulue terletak pada nol meter di atas permukaan laut.
 7. *Weather conditions rescrubed by the spread of the season. In the west, which lasted from September until February, frequent rain storms and big waves so it is very dangerous for shipping. While in the east monsoon which lasts from March to August, usually interspersed drought uneven rainfall and sea conditions were relatively calm.*
 8. *Ground*
 9. *Simeulue Islands is not a volcanic archipelago but has high rainfall because it is surrounded on the open ocean. The soil generally has a high acidity, such as red yellow podzolic, podzolic brown red, alluvial, organosol, limestone and peat soil.*

<https://simeuluekab.bps.go.id>

Gambar 1.1 **Persentase Luas Kecamatan di Kabupaten Simeulue, 2020**
Figures 1.1 **Percentage Area of Subdistrict in Simeulue Regency, 2020**

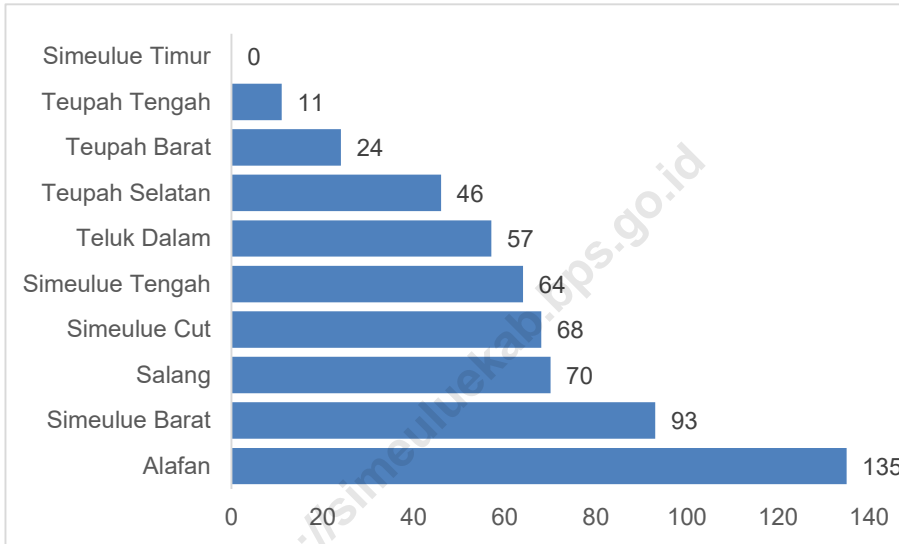


Sumber/Source : BAPPEDA Kabupaten Simeulue

Sumber/Source :

Gambar
Figures 1.2

Jarak dari Ibukota Kecamatan ke Ibukota Kabupaten di Kabupaten Simeulue (km), 2020
Distance from the District Capital to the Regency Capital in Simeulue Regency (km), 2020



Sumber/Source: BAPPEDA Kabupaten Simeulue

1.1 KEADAAN GEOGRAFI GEOGRAPHY CONDITION

Tabel 1.1.1 **Luas Daerah dan Jumlah Pulau Menurut Kecamatan di Kabupaten Simeulue, 2020**
Table 1.1.1 **Total Area and Number of Islands by Subdistrict in Simeulue Regency, 2020**

| Kecamatan <i>Subdistrict</i> | Ibukota Kecamatan <i>Capital of Subdistrict</i> | Luas <i>Total Area</i> (km ² /sq.km) |
|---------------------------------|--|---|
| (1) | (2) | (3) |
| Teupah Selatan | Labuhan Bajau | 222,24 |
| Simeulue Timur | Sinabang | 175,97 |
| Teupah Barat | Salur | 146,73 |
| Teupah Tengah | Lasikin | 83,69 |
| Simeulue Tengah | Kampung Aie | 112,48 |
| Teluk Dalam | Selare-e | 224,68 |
| Simeulue Cut | Kuta Padang | 35,4 |
| Salang | Nasreuhe | 198,96 |
| Simeulue Barat | Sibigo | 446,07 |
| Alafan | Langi | 191,87 |
| Simeulue | | 1 838,09 |

Lanjutan Tabel/*Continued Table 1.1.1*

| Kecamatan Subdistrict | Persentase terhadap Luas Kabupaten Percentage to Regency Area | Jumlah Pulau Number of Islands |
|----------------------------------|--|---|
| (1) | (4) | (5) |
| Teupah Selatan | 12,09 | 33 |
| Simeulue Timur | 9,57 | 46 |
| Teupah Barat | 7,98 | 5 |
| Teupah Tengah | 4,55 | 2 |
| Simeulue Tengah | 6,12 | 0 |
| Teluk Dalam | 12,22 | 24 |
| Simeulue Cut | 1,93 | 1 |
| Salang | 10,82 | 1 |
| Simeulue Barat | 24,27 | 23 |
| Alafan | 10,44 | 12 |
| Simeulue | 100 | 147 |

Catatan/Note: ...

Sumber/Source: BAPPEDA

Tabel 1.1.2 **Tinggi Wilayah dan Jarak ke Ibukota Kabupaten Menurut Kecamatan di Kabupaten Simeulue, 2020**
Altitude and Distance to the Capital of Regency by Subdistrict in Simeulue Regency, 2020

| Kecamatan Subdistrict | Tinggi Wilayah (mdpl) Altitude (m a.s.l) | Jarak ke Ibukota Kabupaten Distance to the Capital of Regency |
|--------------------------|---|--|
| (1) | (2) | (3) |
| Teupah Selatan | 0 - 225 | 46,00 |
| Simeulue Timur | 0 - 575 | 0,00 |
| Teupah Barat | 0 - 515 | 24,00 |
| Teupah Tengah | 0 - 257 | 11,00 |
| Simeulue Tengah | 0 - 309 | 64,00 |
| Teluk Dalam | 0 - 360 | 57,00 |
| Simeulue Cut | 0 - 253 | 68,00 |
| Salang | 0 - 399 | 70,00 |
| Simeulue Barat | 0 - 379 | 93,00 |
| Alafan | 0 - 319 | 135,00 |
| Simeulue | | |

Catatan/Note: Tinggi Wilayah sumber : Shuttle Radar Topography Mission (SRTM)
 Sumber/Source: BAPPEDA

Tabel
Table 1.1.3

Letak Geografis Kabupaten Simeulue, 2020
Geographical Location of Simeulue Regency, 2020

| Uraian item | Keterangan Notes |
|---|---|
| (1) | (2) |
| Nama Kabupaten / <i>Name of Regency</i> | Kabupaten Simeulue / <i>Simeulue Regency</i> |
| Ibukota Kabupaten / <i>Capital</i> | Sinabang |
| Letak / <i>Location</i> | 2015° - 2055' LU/ <i>North Latitude</i> 95040' - 96030' BT / <i>East Longitude</i> |
| Ketinggian / <i>Altitude</i> | 0 - 600 m Di atas Permukaan Laut 0 - 600 m Above sea level |
| Luas Daerah / <i>Land Area</i> | 1.838,09 Km ² /183.808,50 Ha (data dari Badan Informasi Geospasial) |
| Jumlah Kecamatan / <i>Number of Subdistrict</i> | 10 |
| Jumlah Mukim / <i>Number of Mukim</i> | 29 |
| Jumlah Desa / <i>Number of Village</i> | 138 |
| Jumlah Dusun / <i>Number of Sub-Village</i> | 411 |
| Batas Wilayah / <i>Area Boundary</i> : | |
| Utara / <i>North</i> | Samudera Hindia/Indian Ocean |
| Selatan / <i>South</i> | Samudera Hindia/Indian Ocean |
| Timur / <i>East</i> | Samudera Hindia/Indian Ocean |
| Barat / <i>West</i> | Samudera Hindia/Indian Ocean |

Catatan/Note: Tinggi Wilayah sumber : Shuttle Radar Topography Mission (SRTM)
Sumber/Source: BAPPEDA

Tabel 1.1.4 **Jumlah Permohonan Hak Tanah Yang diterima di Kabupaten Simeulue Per Bulan, 2020**
The Number of Land Right Application that Accepted in Simeulue Regency per Month, 2020

| Bulan Month | Permohonan Sertifikat Application for Certificate | Pemisahan/ Pemecahan/ Penggabungan Sertifikat Tanah Separation / Splitting / Merging of Land Certificates | Peralihan Sertifikat Transfer of Certificates |
|------------------------|--|--|--|
| (1) | (2) | (3) | (4) |
| Januari / January | 3 | 3 | 9 |
| Februari / February | 2 | 2 | 8 |
| Maret / March | 1 | 2 | 7 |
| April / April | 4 | 3 | 4 |
| Mei / May | 0 | 1 | 1 |
| Juni / June | 1 | 0 | 4 |
| Juli / July | 1 | 0 | 6 |
| Agustus / August | 0 | 4 | 6 |
| September / September | 1 | 1 | 13 |
| Oktober / October | 2 | 3 | 10 |
| November / November | 0 | 3 | 6 |
| Desember / December | 0 | 3 | 11 |
| Jumlah | 15 | 25 | 85 |

Sumber/Source: Badan Pertanahan Nasional Kabupaten Simeulue

Tabel
Table 1.1.5

Pulau-Pulau di Kabupaten Simeulue, 2019
Islands in Simeulue Regency, 2019

| Letak/ Location | Nama pulau/ Island Name | Berpendhuni (Ya/Tidak) Inhabited (Yes/No) |
|----------------------------|------------------------------------|--|
| (1) | (2) | (3) |
| Teupah Selatan | P. Simanaha / P. Simandanga | Tidak (No) |
| | P. Bengkalak | Tidak (No) |
| | P. Falla | Tidak (No) |
| | P. Sihalik/Kelele | Tidak (No) |
| | P. Sipipit | Tidak (No) |
| | P. Sihelot | Tidak (No) |
| | P. Sitamu | Tidak (No) |
| | P. Antimon | Tidak (No) |
| | P. Batu Berlayar Sitok | Tidak (No) |
| | P. Batu Berlayar Sebel | Tidak (No) |
| | P. Sikoci | Tidak (No) |
| | P. Subang Subang | Tidak (No) |
| | P. Sigenu | Tidak (No) |
| | P. Binaksi | Tidak (No) |
| | P. Sipedak | Tidak (No) |
| | P. Saridin | Tidak (No) |
| | P. Sektare | Tidak (No) |
| | P. Amentan | Tidak (No) |
| | P. Panglima Gajah | Tidak (No) |
| | P. Tonggal | Tidak (No) |
| | P. Sidompot | Tidak (No) |
| | P. Titi Ler | Tidak (No) |

Lanjutan Tabel/*Continued Table* 1.1.5

| Letak/ Location | Nama pulau/ Island Name | Berpendhuni (Ya/Tidak) Inhabited (Yes/No) |
|----------------------------|------------------------------------|--|
| (1) | (2) | (3) |
| Teupah Selatan | P. Suleman | Tidak (No) |
| | P. Tenggel | Tidak (No) |
| | P. Tangar | Tidak (No) |
| | P. Si Ilo | Tidak (No) |
| | P. Sukun | Tidak (No) |
| | P. Umang | Tidak (No) |
| | P. Pamong | Tidak (No) |
| | P. Siendik | Tidak (No) |
| | P. Cino | Tidak (No) |
| | P. Lasia | Tidak (No) |
| | P. Babi | Tidak (No) |
| Simeulue Timur | P. Simeulue | Ya (Yes) |
| | P. Balok | Tidak (No) |
| | P. Benar | Tidak (No) |
| | P. Dua Gadang | Tidak (No) |
| | P. Dua Ketek | Tidak (No) |
| | P. Kuala Ketek | Tidak (No) |
| | P. Kuala Ketek Utara | Tidak (No) |
| | P. Lapan Gadang | Tidak (No) |
| | P. Babi Kecil | Tidak (No) |
| | P. Panjang | Tidak (No) |
| | P. Sarok | Tidak (No) |
| P. Sayur | Tidak (No) | |
| P. Sumat | Ya (Yes) | |
| P. Panjang Kecil | Tidak (No) | |

Lanjutan Tabel/*Continued Table* 1.1.5

| Letak/ Location | Nama pulau/ Island Name | Berpenghuni (Ya/Tidak) Inhabited (Yes/No) |
|----------------------------|------------------------------------|--|
| (1) | (2) | (3) |
| Simeulue Timur | P. Jawi-jawi | Tidak (No) |
| | P. Talam | Tidak (No) |
| | P. Gabui | Tidak (No) |
| | P. Metro | Tidak (No) |
| | P. Limau | Tidak (No) |
| | P. Matahari | Tidak (No) |
| | P. Kasik | Tidak (No) |
| | P. Tupa Kecil | Tidak (No) |
| | P. Tupa Besar | Tidak (No) |
| | P. Bilalang | Tidak (No) |
| | P. Lampaseh | Tidak (No) |
| | P. Aru | Tidak (No) |
| | P. Jambu | Tidak (No) |
| | P. Naru | Tidak (No) |
| | P. Kubangan | Tidak (No) |
| | P. Salapan | Tidak (No) |
| | P. Simandah | Tidak (No) |
| | P. Marahalam | Tidak (No) |
| | P. Dua Lugu | Tidak (No) |
| | P. Awah | Tidak (No) |
| P. Sarok T. Linggi | Tidak (No) | |
| P. Kasiek | Tidak (No) | |
| P. Sarok Luar | Tidak (No) | |
| P. Ujung Linggi | Tidak (No) | |
| P. Silaksi/Sibiruak | Tidak (No) | |

Lanjutan Tabel/Continued Table 1.1.5

| Letak/ Location | Nama pulau/ Island Name | Berpenghuni (Ya/Tidak) Inhabited (Yes/No) |
|--------------------|----------------------------|--|
| (1) | (2) | (3) |
| Simeulue Timur | P. Ujung Kelerek | Tidak (No) |
| | P. Karang Polisi | Tidak (No) |
| | P. Tigo Naruh | Tidak (No) |
| | P. Ama Galok | Tidak (No) |
| | P. Siduar | Tidak (No) |
| | P. Gamentoh | Tidak (No) |
| | P. Tulak-Tulak Bala | Tidak (No) |
| Teupah Barat | P. Sefelak | Tidak (No) |
| | P. Mincau | Tidak (No) |
| | P. Fatuhik | Tidak (No) |
| | P. Teupah | Ya (Yes) |
| Teupah Tengah | P. Batu Hapal | Tidak (No) |
| | P. Datuk Jajahan | Tidak (No) |
| Teluk Dalam | P. Ama Adu | Tidak (No) |
| | P. Pinang | Tidak (No) |
| | P. Bale | Tidak (No) |
| | P. Subang Subang | Tidak (No) |
| Teluk Dalam | P. Ihong Kebau | Tidak (No) |
| | P. Tangkik | Tidak (No) |
| | P. Langeni | Tidak (No) |
| | P. Baba | Tidak (No) |
| | P. Panjang | Tidak (No) |
| | P. Ujung Tupai | Tidak (No) |
| | P. Tigo | Tidak (No) |
| P. Balung Selare | Tidak (No) | |

Lanjutan Tabel/*Continued Table 1.1.5*

| Letak/ Location | Nama pulau/ Island Name | Berpenghuni (Ya/Tidak) Inhabited (Yes/No) |
|----------------------------|------------------------------------|--|
| (1) | (2) | (3) |
| Teluk Dalam | P. Samanan | Tidak (No) |
| | P. Toko | Tidak (No) |
| | P. Kala | Tidak (No) |
| | P. Ulau Ulau | Tidak (No) |
| | P. Batu | Tidak (No) |
| | P. Falu | Tidak (No) |
| | P. Marademan | Tidak (No) |
| | P. Ai Luan | Tidak (No) |
| | P. Matan Sinasa | Tidak (No) |
| | P. Aram Aram | Tidak (No) |
| | P. Kolok Mutiara | Tidak (No) |
| | P. Angelaan Sitok | Tidak (No) |
| | P. Angelaan Seubel | Tidak (No) |
| Simeulue Cut | P. Simeulue Cut | Tidak (No) |
| Salang | P. Linggam | Tidak (No) |
| Simeulue Barat | P. Ama Sianggau | Tidak (No) |
| | P. Talago | Tidak (No) |
| | P. Kungkung Betut | Tidak (No) |
| | P. Kapur/ Gambacang | Tidak (No) |
| Simeulue Barat | P. Gae Bunon | Tidak (No) |
| | P. Gae Mitem | Tidak (No) |
| | P. Simpedak 1 | Tidak (No) |
| | P. Simpedak 2 | Tidak (No) |
| | P. Gaelaulo | Tidak (No) |
| | P. Rajo/Tagawai | Tidak (No) |

Lanjutan Tabel/*Continued Table 1.1.5*

| Letak/ <i>Location</i> | Nama pulau/ <i>Island Name</i> | Berpenghuni (Ya/Tidak) <i>Inhabited (Yes/No)</i> |
|---------------------------|-----------------------------------|--|
| (1) | (2) | (3) |
| Simeulue Barat | P. Ama Riad | Tidak (No) |
| | P. Sifolorfulfor | Tidak (No) |
| | P. Husin | Tidak (No) |
| | P. Itetek | Tidak (No) |
| | P. Ujung Sifofek | Tidak (No) |
| | P. Gae Sorep | Tidak (No) |
| | P. Gae Silambana | Tidak (No) |
| | Alafan | P. Balio |
| P. Ina | | Tidak (No) |
| P. Alafulu | | Tidak (No) |
| P. Tepi | | Tidak (No) |
| P. Silaut Besar | | Tidak (No) |
| P. Silaut Kecil | | Tidak (No) |
| P. Sereneh | | Tidak (No) |
| P. Serafafe | | Tidak (No) |
| P. Penawa | | Tidak (No) |
| P. Panjang | | Tidak (No) |
| P. Siambung Ambung | | Tidak (No) |
| P. Harapan | Tidak (No) | |
| Jumlah/ Total | 147 Pulau | 3 Pulau |

Catatan/*Note*: ...

Sumber/*Source*: Dinas Kelautan dan Perikanan Kabupaten Simeulue/*Marine and Fishery Husbandary Service of Simeulue Regency*

Tabel 1.1.6 **Luas Teluk di Kabupaten Simeulue, 2019**
Table **Wide of bay area in Simeulue Regency, 2019**

| Nama Teluk/ Bay Name | Luas (Ha)/ Area (Ha) |
|---------------------------------|---------------------------------|
| (1) | (2) |
| Teluk Sinabang | 2 769,00 |
| Teluk Dalam | 5 438,00 |
| Teluk Sibigo | 1 527,00 |
| Teluk Lewak | 675,00 |
| Teluk Alafan | 1 227,00 |
| Simeulue | 11 636,00 |

Catatan/Note: ...

Sumber/Source: Dinas Kelautan dan Perikanan Kabupaten Simeulue/Marine and Fishery Husbandary Service of Simeulue Regency

Tabel 1.1.7 **Luas Danau di Kabupaten Simeulue, 2019**
Table **Wide of Lake area in Simeulue Regency, 2019**

| Nama Danau/ Lake's Name | Kecamatan / Subdistrict | Luas (Ha)/ Area (Ha) |
|------------------------------------|------------------------------------|---------------------------------|
| (1) | (2) | |
| Danau Laulo/ Laut Tawar | Simeulue Barat | 176,40 |
| Danau Mutiara/ Laut Tawar | Teluk Dalam | 68,25 |
| Simeulue | | 144,65 |

Catatan/Note: ...

Sumber/Source: Dinas Kelautan dan Perikanan Kabupaten Simeulue/Marine and Fishery Husbandary Service of Simeulue Regency

1.2 KEADAAN IKLIM CLIMATE CONDITION

Tabel 1.2.1 Pengamatan Unsur Iklim Menurut Bulan di Kabupaten Simeulue, 2020
Table 1.2.1 *Observation of Climate Elements By Months at Simeulue Regency, 2020*

| Bulan Month | Suhu/Temperature (°C) | | | Kelembaban/Humidity (%) | | |
|---------------------|-----------------------|----------------------|---------------------|-------------------------|----------------------|---------------------|
| | Minimum | Rata-rata Average | Maksimum Maximum | Minimum | Rata-rata Average | Maksimum Maximum |
| (1) | (2) | (3) | (4) | (5) | (6) | (7) |
| Januari/January | ... | ... | ... | ... | ... | ... |
| Februari/February | ... | ... | ... | ... | ... | ... |
| Maret/March | ... | ... | ... | ... | ... | ... |
| April/April | ... | ... | ... | ... | ... | ... |
| Mei/May | ... | ... | ... | ... | ... | ... |
| Juni/June | ... | ... | ... | ... | ... | ... |
| Juli/July | ... | ... | ... | ... | ... | ... |
| Agustus/August | ... | ... | ... | ... | ... | ... |
| September/September | ... | ... | ... | ... | ... | ... |
| Oktober/October | ... | ... | ... | ... | ... | ... |
| November/November | ... | ... | ... | ... | ... | ... |
| Desember/December | ... | ... | ... | ... | ... | ... |

Lanjutan Tabel/*Continued Table 1.2.1*

| Bulan <i>Month</i> | Kecepatan Angin (m/det) <i>Wind Velocity (m/sec)</i> | | | Tekanan Udara/ <i>Atmospheric Pressure</i> (mb) | | |
|-----------------------------|---|-----------------------------|----------------------------|--|-----------------------------|----------------------------|
| | Minimum | Rata-rata <i>Average</i> | Maksimum <i>Maximum</i> | Minimum | Rata-rata <i>Average</i> | Maksimum <i>Maximum</i> |
| (1) | (8) | (9) | (10) | (11) | (12) | (13) |
| Januari/ <i>January</i> | ... | ... | ... | ... | ... | ... |
| Februari/ <i>February</i> | ... | ... | ... | ... | ... | ... |
| Maret/ <i>March</i> | ... | ... | ... | ... | ... | ... |
| April/ <i>April</i> | ... | ... | ... | ... | ... | ... |
| Mei/ <i>May</i> | ... | ... | ... | ... | ... | ... |
| Juni/ <i>June</i> | ... | ... | ... | ... | ... | ... |
| Juli/ <i>July</i> | ... | ... | ... | ... | ... | ... |
| Agustus/ <i>August</i> | ... | ... | ... | ... | ... | ... |
| September/ <i>September</i> | ... | ... | ... | ... | ... | ... |
| Oktober/ <i>October</i> | ... | ... | ... | ... | ... | ... |
| November/ <i>November</i> | ... | ... | ... | ... | ... | ... |
| Desember/ <i>December</i> | ... | ... | ... | ... | ... | ... |

Lanjutan Tabel/*Continued Table 1.2.1*

| Bulan Month | Jumlah Curah Hujan Number of Precipitation (mm) | Jumlah Hari Hujan (hari) Number of Rainy Days (day) | Penyinaran Matahari Duration of Sunshine (%) |
|-----------------------------|--|--|---|
| (1) | (14) | (15) | (16) |
| Januari/ <i>January</i> | 75,50 | 17 | ... |
| Februari/ <i>February</i> | 183,00 | 19 | ... |
| Maret/ <i>March</i> | 101,00 | 19 | ... |
| April/ <i>April</i> | 152,00 | 22 | ... |
| Mei/ <i>May</i> | 354,50 | 29 | ... |
| Juni/ <i>June</i> | 332,50 | 18 | ... |
| Juli/ <i>July</i> | 387,00 | 22 | ... |
| Agustus/ <i>August</i> | 320,50 | 17 | ... |
| September/ <i>September</i> | 202,50 | 25 | ... |
| Oktober/ <i>October</i> | 313,00 | 22 | ... |
| November/ <i>November</i> | 199,00 | 25 | ... |
| Desember/ <i>December</i> | 479,50 | 28 | ... |

Catatan/*Note*: ... = data tidak tersedia

Sumber/*Source*: Badan Meteorologi Klimatologi dan Geofisika Kabupaten Simeulue / *BMKG of Simeulue Regency*

PEMERINTAHAN

GOVERNMENT

BAB CHAPTER

2

Jumlah Anggota Dewan Perwakilan Rakyat
Daerah Menurut Jenis Kelamin

4 Orang

Laki-Laki

16 Orang

Perempuan



1
Klasifikasi Desa
Sangat Tertinggal

4
Klasifikasi Desa
Maju

81
Klasifikasi Desa
Berkembang

52
Klasifikasi Desa
Tertinggal

Banyaknya Desa
Menurut
Klasifikasi Desa

PENJELASAN TEKNIS

1. Anggota Dewan Perwakilan Rakyat Daerah (DPRD) dipilih melalui pemilihan umum (pemilu) dan dilantik dalam masa jabatan lima tahun.

TECHNICAL NOTES

1. *Regional House of Representatives (DPRD) members are elected through a general election and appointed for a five-years membership.*

<https://simeuluekab.bps.go.id>

2.1 WILAYAH ADMINISTRATIF ADMINISTRATIVE AREA

Tabel 2.1.1 Jumlah Desa¹/Kelurahan Menurut Kecamatan di Kabupaten Simeulue, 2016–2020
Table 2.1.1 Number of Villages¹/Kelurahan by Subdistrict in Simeulue Regency, 2016–2020

| Kecamatan Subdistrict | 2016 | 2017 | 2018 | 2019 | 2020 |
|--------------------------|------------|------------|------------|------------|------------|
| (1) | (2) | (3) | (4) | (5) | (6) |
| Teupah Selatan | 19 | 19 | 19 | 19 | 19 |
| Simeulue Timur | 17 | 17 | 17 | 17 | 17 |
| Teupah Barat | 18 | 18 | 18 | 18 | 18 |
| Teupah Tengah | 12 | 12 | 12 | 12 | 12 |
| Simeulue Tengah | 16 | 16 | 16 | 16 | 16 |
| Teluk Dalam | 10 | 10 | 10 | 10 | 10 |
| Simeulue Cut | 8 | 8 | 8 | 8 | 8 |
| Salang | 16 | 16 | 16 | 16 | 16 |
| Simeulue Barat | 14 | 14 | 14 | 14 | 14 |
| Alafan | 8 | 8 | 8 | 8 | 8 |
| Simeulue | 138 | 138 | 138 | 138 | 138 |

Catatan/Note: ¹Termasuk Unit Permukiman Transmigrasi (UPT)/Include Transmigration Settlement Unit
Sumber/Source: Peraturan Kepala Badan Pusat Statistik Nomor 1 Tahun 2020 Tanggal 5 Februari 2020 tentang Perubahan Atas Peraturan Kepala Badan Pusat Statistik Nomor 3 Tahun 2019 tentang Kode dan Nama Wilayah Kerja Statistik Tahun 2019/Chief Statistician Regulation Number 1/2020, February 5 2020, as a revision of Chief Statistician Regulation Number 3 of 2019 on Code and Name of Regional Level of Data Collection.

Tabel
Table 2.1.2

**Banyaknya Desa Menurut Klasifikasi Desa dalam
Kabupaten Simeulue, 2018**
*Number of Village by Village's Classification in Simeulue
Regency, 2018*

| Kecamatan Subdistrict | Klasifikasi Desa/ Village Classification | | | | |
|--------------------------|---|----------|------------|------------|----------------------|
| | Mandiri | Maju | Berkembang | Tertinggal | Sangat Tertinggal |
| (1) | (2) | (3) | (4) | (5) | (6) |
| Teupah Selatan | 0 | 1 | 12 | 6 | 0 |
| Simeulue Timur | 0 | 2 | 7 | 7 | 1 |
| Teupah Barat | 0 | 0 | 12 | 6 | 0 |
| Teupah Tengah | 0 | 0 | 6 | 6 | 0 |
| Simeulue Tengah | 0 | 1 | 7 | 8 | 0 |
| Teluk Dalam | 0 | 0 | 6 | 4 | 0 |
| Simeulue Cut | 0 | 0 | 8 | - | 0 |
| Salang | 0 | 0 | 15 | 1 | 0 |
| Simeulue Barat | 0 | 0 | 7 | 7 | 0 |
| Alafan | 0 | 0 | 1 | 7 | 0 |
| Simeulue | 0 | 4 | 81 | 52 | 1 |

Catatan/Note: ---

Sumber/Source: Badan Pemberdayaan Masyarakat Kab. Simeulue
Community Development Board of Simeulue Regency

Tabel 2.1.3 Nama Desa Terpencil di Kabupaten Simeulue, 2020
Table Name of outlier villages in Simeulue Regency, 2020

| Kecamatan Subdistrict | Nama Desa/ Villages |
|--------------------------|--|
| (1) | (2) |
| Teupah Selatan | Labuhan Jaya, Latiung, Pulau Bangkalak, Trans Baru, Trans Jernge, Trans Maranti |
| Simeulue Timur | Amaiteng Mulia, Ganting, Kota Batu, Linggi, Lugu, Pulau Siumat, Sefoyan |
| Teupah Barat | Bunon, La'ayon, Naibos, Nancala, Pulau Teupah, Salur Latun |
| Teupah Tengah | Abail, Labuah, Lasikin, Nancawa, Simpang Abil, Situbuk |
| Simeulue Tengah | Lakubang, Lamayang, Latitik, Laure e, Luan Sorip, Putra Jaya, Sebbe, Situfa Jaya |
| Teluk Dalam | Babussalam, Bulu Hadik, Gunung Putih, Muara Aman |
| Simeulue Cut | - |
| Salang | Jaya Baru |
| Simeulue Barat | Amabaan, Bubul Makmur, Batu Ragi, Laya Baung, Lhok Bikhau, Lhok |
| Alafan | Lafakha, Lamerem, Lafakha, Lewak, Lhok Dalam, Lhok Pauh, Lubuk Baik, Serafon |

Catatan/Note: ---

Sumber/Source: Badan Pemberdayaan Masyarakat Kab. Simeulue
 Community Development Board of Simeulue Regency

Tabel 2.1.4 Nama Kemukiman dalam Kabupaten Simeulue, 2020
Table *Name of Kemukiman in Simeulue Regency, 2020*

| Kecamatan Subdistrict | Nama Mukim/ name of Mukin |
|--------------------------|---|
| (1) | (2) |
| Teupah Selatan | Batu Berlayar, Defayan, Teupah, Araban |
| Simeulue Timur | Delog Sibao, Ujung Ganting, Maskapai, Kualo Tujuh |
| Teupah Barat | Batu Rundung, Bakudo Batu, Darul Ihksan |
| Teupah Tengah | Delok Antengan, Delok Kulungan |
| Simeulue Tengah | Blang ujung, Laure'e, Latel |
| Teluk Dalam | Tete Bano, Tala Bano |
| Simeulue Cut | Bano, Tgk Diujung |
| Salang | Alang, Alang Tengah, Along |
| Simeulue Barat | Sibigo, Sigulai, Rantai Raneub, Teluk Arun |
| Alafan | Lekuon, Nasra |

Catatan/Note: ---

Sumber/Source: Badan Pemberdayaan Masyarakat Kab. Simeulue
Community Development Board of Simeulue Regency

2.2 DEWAN PERWAKILAN RAKYAT DAERAH REGIONAL HOUSE OF REPRESENTATIVE

Tabel 2.2.1 **Jumlah Anggota Dewan Perwakilan Rakyat Daerah Menurut Partai Politik dan Jenis Kelamin di Kabupaten Simeulue, 2020**
Number of Regional House of Representatives's Members by Political Parties and Gender in Simeulue Regency 2020

| Partai Politik Political Parties | Laki-laki Male | Perempuan Female | Jumlah Total |
|-------------------------------------|-------------------|---------------------|-----------------|
| (1) | (2) | (3) | (4) |
| 1. Hanura | 1 | 2 | 3 |
| 2. Nasdem | 2 | 0 | 2 |
| 3. Gerindra | 1 | 0 | 1 |
| 4. PBB | 3 | 1 | 4 |
| 5. PAN | 2 | 0 | 2 |
| 6. PKS | 2 | 0 | 2 |
| 7. Demokrat | 2 | 0 | 2 |
| 8. Golkar | 1 | 0 | 1 |
| 9. PPP | 2 | 0 | 2 |
| 10. PKB | 0 | 1 | 1 |
| Simeulue | 16 | 4 | 20 |

Sumber/Source: Sekretariat DPR Kabupaten Simeulue/ Secretary The Regional House of Representatives of Simeulue Regency

Tabel
Table 2.2.2

**Jumlah Anggota Dewan Perwakilan Rakyat Daerah
Kabupaten Simeulue menurut Pendidikan dan Jenis
Kelamin, 2020**
*The Number of Legislative Council Members Simeulue by
Education and Gender, 2020*

| Pendidikan Terakhir <i>Education</i> | Laki-laki <i>Male</i> | Perempuan <i>Female</i> | Jumlah <i>Total</i> |
|--|---------------------------------|-----------------------------------|-------------------------------|
| (1) | (2) | (3) | (4) |
| 1. <SLTA | 0 | 0 | 0 |
| 2. SLTA | 6 | 2 | 8 |
| 3. D1-D3 | 1 | 0 | 1 |
| 4. S1 | 8 | 2 | 10 |
| 5. S2 | 1 | 0 | 1 |
| Simeulue | 16 | 4 | 20 |

Catatan/Note: ...

Sumber/Source: Sekretariat DPR Kabupaten Simeulue/ Secretary The Regional House of Representatives of Simeulue Regency

Tabel 2.2.3 Jumlah Anggota Dewan Perwakilan Rakyat Daerah Kabupaten Simeulue menurut Kelompok Umur dan Jenis Kelamin, 2020
The Number of Legislative Council Members Simeulue by Age Group and Gender, 2020

| Kelompok Umur Age Group | Laki-laki Male | Perempuan Female | Jumlah Total |
|----------------------------|-------------------|---------------------|-----------------|
| (1) | (2) | (3) | (4) |
| 1. 21-35 | 1 | 1 | 2 |
| 2. 36-49 | 7 | 1 | 8 |
| 3. 50-59 | 4 | 1 | 5 |
| 4. 60+ | 4 | 1 | 5 |
| Simeulue | 16 | 4 | 20 |

Catatan/Note: ...

Sumber/Source: Sekretariat DPR Kabupaten Simeulue/ Secretary The Regional House of Representatives of Simeulue Regency

Tabel 2.2.4 Jumlah Keputusan DPRK Kabupaten Simeulue Menurut Jenis Sidang, 2016 - 2020
Number of Simeulue Regency DPRK Decisions by Type of Session, 2016 - 2020

| Jenis Keputusan Decision type | 2016 | 2017 | 2018 | 2019 | 2020 |
|----------------------------------|------|------|------|------|------|
| (1) | (2) | (3) | (4) | (5) | (6) |
| 1. Peraturan Daerah | 9 | 5 | 5 | 6 | 4 |
| 2. Keputusan DPRD | 8 | 7 | 9 | 6 | 2 |
| 3. Pernyataan | - | - | - | 1 | 4 |
| 4. Pernyataan Pendapat | - | - | - | 1 | - |
| 5. Kesimpulan Pendapat | - | - | - | - | - |
| 6. Keputusan Pimpinan | 11 | 11 | 14 | 11 | 9 |
| 7. Resolusi | - | - | - | - | - |
| 8. Memorandum | 2 | 1 | 2 | 1 | - |

Catatan/Note: ...

Sumber/Source: Sekretariat DPR Kabupaten Simeulue/ Secretary The Regional House of Representatives of Simeulue Regency

Tabel 2.2.5 Jumlah Keputusan DPRK Kabupaten Simeulue Menurut Jenis Sidang, 2016 - 2020
Number of Simeulue Regency DPRK Decisions by Type of Session, 2016 - 2020

| Jenis Keputusan Decision type | 2016 | 2017 | 2018 | 2019 | 2020 |
|----------------------------------|-----------|-----------|-----------|-----------|-----------|
| (1) | (2) | (3) | (4) | (5) | (6) |
| 1. Paripurna Terbuka | 8 | 8 | 9 | 10 | 4 |
| 2. Paripurna Istimewa | 2 | 2 | 1 | 1 | 1 |
| 3. Paripurna Khusus | - | - | - | - | - |
| 4. Badan Musyawarah | 8 | 9 | 2 | 8 | 11 |
| 5. Badan Anggaran | 5 | 4 | 9 | 8 | 8 |
| 6. Rapat Fraksi | - | 1 | - | 4 | 6 |
| 7. Rapat Komisi | 5 | 9 | 6 | 6 | 6 |
| 8. Panitia Khusus | 2 | 3 | 5 | 5 | 4 |
| 9. Rapat Tim Kunjungan Kerja | - | 10 | 10 | 10 | 15 |
| Jumlah/Total | 30 | 46 | 42 | 52 | 55 |

Catatan/Note: ...

Sumber/Source: Sekretariat DPR Kabupaten Simeulue/ Secretary The Regional House of Representatives of Simeulue Regency

**Tabel
Table** 2.2.6

**Nama Partai Politik dan Alamatnya di Kabupaten
Simeulue Tahun 2019**
*Name of Political Parties and the Address in Simeulue
Regency, 2019*

| <i>No</i> | <i>Nama/ Name</i> | <i>Alamat/ Address</i> | <i>Keterangan/ Information</i> |
|-----------|--|----------------------------|------------------------------------|
| (1) | (2) | (3) | (4) |
| 1. | PARTAI NASIONAL DEMOKRASI (NASDEM) | - | Partai Nasional |
| 2. | PARTAI KEBANGKITAN BANGSA (PKB) | - | Partai Nasional |
| 3. | PARTAI Keadilan Sejahtera (PKS) | - | Partai Nasional |
| 4. | PARTAI DEMOKRASI INDONESIA PERJUANGAN (PDIP) | - | Partai Nasional |
| 5. | PARTAI GOLONGAN KARYA (GOLKAR) | - | Partai Nasional |
| 6. | PARTAI GERAKAN INDONESIA RAYA (GERINDERA) | - | Partai Nasional |
| 7. | PARTAI DEMOKRAT | - | Partai Nasional |
| 8. | PARTAI AMANAT NASIONAL (PAN) | - | Partai Nasional |
| 9. | PARTAI PERSATUAN PEMBANGUNAN (PPP) | - | Partai Nasional |
| 10. | PARTAI HATI NURANI RAKYAT (HANURA) | - | Partai Nasional |
| 11. | PARTAI DAMAI ACEH (PDA) | - | Partai Lokal |
| 12. | PARTAI NASIONAL ACEH (PNA) | - | Partai Lokal |
| 13. | PARTAI ACEH (PA) | - | Partai Lokal |
| 14. | PARTAI BULAN BINTANG (PBB) | - | Partai Nasional |
| 15. | PARTAI Keadilan dan Persatuan Indonesia (PKPI) | - | Partai Nasional |

Catatan/Note: ...

Sumber/Source: : Badan Kesbang, Politik dan Linmas Kabupaten Simeulue/ *Unity of nation, politics and protection of society board of Simeulue Regency*

Tabel 2.2.7 Jumlah Produk Regulasi Diterbitkan di Kabupaten Simeulue, 2016-2020
Table *Numbers of Products Regulations Published in Simeulue, 2016-2020*

| <i>Penerbit/ Publisher</i> | 2016 | 2017 | 2018 | 2019 | 2020 |
|--------------------------------|------|------|------|------|------|
| (1) | (2) | (3) | (4) | (5) | (6) |
| SK Bupati | 782 | 875 | 915 | ... | ... |
| Perbup | 28 | 77 | 87 | ... | ... |
| Qanun | 12 | 8 | 11 | ... | ... |
| MoU | 13 | 4 | 11 | ... | ... |

Catatan/Note: ...

Sumber/Source: Sekretariat Daerah Kabupaten Simeulue/Secretary Officer of Simeulue Regency

2.3 SUMBER DAYA MANUSIA HUMAN RESOURCES

Tabel 2.3.1 Jumlah Pegawai Negeri Sipil Menurut Jabatan dan Jenis Kelamin di Kabupaten Simeulue, Desember 2019 dan Desember 2020
Number of Civil Servants by Occupation and Gender in Simeulue Regency, December 2019 dan December 2020

| Jabatan <i>Occupation</i> | 2019 | | Jumlah <i>Total</i> |
|--|--------------------------|----------------------------|------------------------|
| | Laki-laki <i>Male</i> | Perempuan <i>Female</i> | |
| (1) | (2) | (3) | (4) |
| Fungsional Tertentu <i>Specific Functional</i> | 618 | 800 | 1418 |
| Fungsional Umum <i>Staf General Functional</i> | 705 | 568 | 1273 |
| Struktural/Structural | 399 | 165 | 564 |
| Eselon V/5th Echelon | - | - | - |
| Eselon IV/4th Echelon | 240 | 137 | 377 |
| Eselon III/3rd Echelon | 133 | 26 | 159 |
| Eselon II/2nd Echelon | 26 | 2 | 28 |
| Eselon I/1st Echelon | - | - | - |
| Jumlah/Total | 1722 | 1533 | 3255 |

Lanjutan Tabel/*Continued Table 2.3.1*

| Jabatan <i>Occupation</i> | 2020 | | Jumlah <i>Total</i> |
|--|--------------------------|----------------------------|------------------------|
| | Laki-laki <i>Male</i> | Perempuan <i>Female</i> | |
| (1) | (5) | (6) | (7) |
| Fungsional Tertentu <i>Specific Functional</i> | | | |
| Fungsional Umum <i>Staf General Functional</i> | | | |
| Struktural/Structural | | | |
| Eselon V/5th Echelon | | | |
| Eselon IV/4th Echelon | | | |
| Eselon III/3rd Echelon | | | |
| Eselon II/2nd Echelon | | | |
| Eselon I/1st Echelon | | | |
| Jumlah/Total | | | |

Catatan/*Note*: ...Sumber/*Source*: Badan Kepegawaian, Pendidikan dan Sumber Daya Manusia Kab. Simeulue/ Training, Education, Human Resources of Simeulue Regency

Tabel
Table 2.3.2

Jumlah Pegawai Negeri Sipil Menurut Tingkat Pendidikan dan Jenis Kelamin di Kabupaten Simeulue, Desember 2019 dan Desember 2019
Number of Civil Servants by Educational Level and Gender in Simeulue Regency, December 2018 and December 2019

| Tingkat Pendidikan <i>Educational Level</i> | 2019 | | |
|---|--------------------------|----------------------------|------------------------|
| | Laki-laki <i>Male</i> | Perempuan <i>Female</i> | Jumlah <i>Total</i> |
| (1) | (2) | (3) | (4) |
| Sampai dengan SD <i>Up to Primary School</i> | 4 | 1 | 5 |
| SMP/Sederajat <i>General Vocational Junior High School</i> | 19 | 2 | 21 |
| SMA/Sederajat <i>General/Vocational Senior High School</i> | 532 | 265 | 797 |
| Diploma I, II/Akta I, II <i>Diploma I, II/Akta I, II</i> | 136 | 110 | 246 |
| Diploma III/Akta III/Sarjana Muda <i>Diploma III/Akta III/Bachelor</i> | 145 | 363 | 508 |
| Tingkat Sarjana/Doktor/Ph.D <i>University Graduates</i> | 882 | 796 | 1 678 |
| Jumlah/Total | 1 718 | 1 537 | 3 255 |

Lanjutan Tabel/*Continued Table 2.3.2*

| Tingkat Pendidikan <i>Educational Level</i> | 2020 | | |
|---|--------------------------|----------------------------|------------------------|
| | Laki-laki <i>Male</i> | Perempuan <i>Female</i> | Jumlah <i>Total</i> |
| (1) | (2) | (3) | (4) |
| Sampai dengan SD <i>Up to Primary School</i> | | | |
| SMP/Sederajat <i>General Vocational Junior High School</i> | | | |
| SMA/Sederajat <i>General/Vocational Senior High School</i> | | | |
| Diploma I, II/Akta I, II <i>Diploma I, II/Akta I, II</i> | | | |
| Diploma III/Akta III/Sarjana Muda <i>Diploma III/Akta III/Bachelor</i> | | | |
| Tingkat Sarjana/Doktor/Ph.D <i>University Graduates</i> | | | |
| Jumlah/Total | | | |

Catatan/*Note*: Untuk data tahun 2018 tidak dapat dirinci menurut Diploma I, II, dan Diploma III/Akta III/Sarjana Muda

Sumber/*Source*: Badan Kepegawaian, Pendidikan dan Sumber Daya Manusia Kab. Simeulue / Training, Education, Human Resources of Simeulue Regency

Tabel
Table 2.3.3

**Jumlah Pegawai Negeri Sipil Menurut Tingkat
Kepangkatan dan Jenis Kelamin di Kabupaten Simeulue,
Desember 2019 dan Desember 2020**
*Number of Civil Servants by Hierarchy and Gender in
Simeulue Regency, December 2019 and December 2020*

| Pangkat/Golongan/Ruang Hierarchy | 2019 | | |
|-------------------------------------|-------------------|---------------------|-----------------|
| | Laki-laki Male | Perempuan Female | Jumlah Total |
| (1) | (2) | (3) | (4) |
| 1. I/A (Juru Muda) | 2 | - | 2 |
| 2. I/B (Juru Muda Tingkat I) | 1 | 1 | 2 |
| 3. I/C (Juru) | 6 | 3 | 9 |
| 4. I/D (Juru Tingkat I) | 13 | 2 | 15 |
| Golongan I/Range I | 22 | 6 | 28 |
| 5. II/A (Pengatur Muda) | 34 | 9 | 43 |
| 6. II/B (Pengatur Muda Tingkat I) | 98 | 53 | 151 |
| 7. II/C (Pengatur) | 194 | 231 | 425 |
| 8. II/D (Pengatur Tingkat I) | 107 | 82 | 189 |
| Golongan II/Range II | 433 | 375 | 808 |
| 9. III/A (Penata Muda) | 186 | 164 | 350 |
| 10. III/B (Penata Muda Tingkat I) | 262 | 269 | 531 |
| 11. III/C (Penata) | 304 | 334 | 638 |
| 12. III/D (Penata Tingkat I) | 224 | 221 | 445 |
| Golongan III/Range III | 976 | 988 | 1 964 |
| 13. IV/A (Pembina) | 180 | 111 | 291 |
| 14. IV/B (Pembina Tingkat I) | 90 | 52 | 142 |
| 15. IV/C (Pembina Utama Muda) | 19 | 2 | 21 |
| 16. IV/D (Pembina Utama Madya) | 1 | - | 1 |
| 17. IV/E (Pembina Utama) | - | - | - |
| Golongan IV/Range IV | 290 | 165 | 455 |
| Jumlah/Total | 1 721 | 1 534 | 3 255 |

Lanjutan Tabel/*Continued Table 2.3.3*

| Pangkat/Golongan/Ruang <i>Hierarchy</i> | 2020 | | |
|--|--------------------------|----------------------------|------------------------|
| | Laki-laki <i>Male</i> | Perempuan <i>Female</i> | Jumlah <i>Total</i> |
| (1) | (5) | (6) | (7) |
| 1. I/A (Juru Muda) | | | |
| 2. I/B (Juru Muda Tingkat I) | | | |
| 3. I/C (Juru) | | | |
| 4. I/D (Juru Tingkat I) | | | |
| Golongan I/Range I | | | |
| 5. II/A (Pengatur Muda) | | | |
| 6. II/B (Pengatur Muda Tingkat I) | | | |
| 7. II/C (Pengatur) | | | |
| 8. II/D (Pengatur Tingkat I) | | | |
| Golongan II/Range II | | | |
| 9. III/A (Penata Muda) | | | |
| 10. III/B (Penata Muda Tingkat I) | | | |
| 11. III/C (Penata) | | | |
| 12. III/D (Penata Tingkat I) | | | |
| Golongan III/Range III | | | |
| 13. IV/A (Pembina) | | | |
| 14. IV/B (Pembina Tingkat I) | | | |
| 15. IV/C (Pembina Utama Muda) | | | |
| 16. IV/D (Pembina Utama Madya) | | | |
| 17. IV/E (Pembina Utama) | | | |
| Golongan IV/Range IV | | | |
| Jumlah/Total | | | |

Catatan/Note: ...

Sumber/Source: Badan Kepegawaian, Pendidikan dan Sumber Daya Manusia Kab. Simeulue / Training, Education, Human Resources of Simeulue Regency

2.4 KEUANGAN PEMERINTAH GOVERNMENT FINANCE

Tabel 2.4.1 Realisasi Pendapatan Pemerintah Kabupaten Simeulue Menurut Jenis Pendapatan (ribu rupiah), 2016–2019
Actual Simeulue Regency Government Revenues by Kind of Revenues (thousand rupiahs), 2016–2019

| Jenis Pendapatan/ <i>Kind of Revenues</i> | 2016 | 2017 |
|--|------|-----------------------|
| (1) | (2) | (3) |
| 1. Pendapatan Asli Daerah (PAD)/<i>Regional Revenue</i> | ... | 61095183,85 |
| 1.1 Pajak Daerah/ <i>Regional Tax</i> | ... | 9130843,02 |
| 1.2 Retribusi Daerah/ <i>Regional Retribution</i> | ... | 1918146,13 |
| 1.3 Hasil Perusahaan Milik Daerah dan Pengelolaan Kekayaan Daerah yang Dipisahkan/ <i>Regional-Owned Company Revenue and Separated Management of Regional Wealth</i> | ... | 4201523,67 |
| 1.4 Lain-lain PAD yang Sah/ <i>Other Regional Revenue</i> | ... | 45844671,03 |
| 2. Dana Perimbangan/<i>Balance Funds</i> | ... | 453816470,95 |
| 2.1 Bagi Hasil Pajak/ <i>Tax Sharing Revenue</i> | ... | 14042887,42 |
| 2.2 Bagi Hasil Bukan Pajak/Sumber Daya Alam/ <i>Non-Tax Sharing Revenue/Natural Resources</i> | ... | 3704706,53 |
| 2.3 Dana Alokasi Umum/ <i>General Allocation Fund</i> | ... | 436068877,00 |
| 2.4 Dana Alokasi Khusus/ <i>Special Allocation Fund</i> | ... | 150801804,80 |
| 3. Lain-lain Pendapatan yang Sah/<i>Other Revenue</i> | ... | 316389933,54 |
| 3.1 Pendapatan Hibah/ <i>Grant</i> | ... | - |
| 3.2 Dana Darurat/ <i>Emergency Fund</i> | ... | - |
| 3.3 Dana Bagi Hasil Pajak dari Provinsi dan Pemerintah Daerah Lainnya/ <i>Tax Sharing Revenue from Provincial and Other Regional Governments</i> | ... | 15806654,75 |
| 3.4 Dana Penyesuaian dan Otonomi Daerah/ <i>Regional Adjustment and Autonomy Fund</i> | ... | 157156611,00 |
| 3.5 Bantuan Keuangan dari Provinsi atau Pemerintah Daerah Lainnya/ <i>Financial Assistance from Provincial or Other Regional Governments</i> | ... | 143426667,79 |
| 3.6 Lainnya/ <i>Others</i> | ... | - |
| Jumlah/<i>Total</i> | ... | 982.103.393,13 |

Lanjutan Tabel/Continued Table 2.4.1

| Jenis Pendapatan/Kind of Revenues | 2018 | 2019 |
|--|-----------------------|--------------------|
| (1) | (4) | (5) |
| 1. Pendapatan Asli Daerah (PAD)/Regional Revenue | 63.146.021,91 | 79.466.327 |
| 1.1 Pajak Daerah/Regional Tax | 6.880.317,16 | 7.439.529 |
| 1.2 Retribusi Daerah/Regional Retribution | 1.714.255,49 | 1.620.931 |
| 1.3 Hasil Perusahaan Milik Daerah dan Pengelolaan Kekayaan Daerah yang Dipisahkan/Regional-Owned Company Revenue and Separated Management of Regional Wealth | 4.225.931,29 | 4.505.784 |
| 1.4 Lain-lain PAD yang Sah/Other Regional Revenue | 50.325.517,97 | 65.900.083 |
| 2. Dana Perimbangan/Balance Funds | 588.843.953,60 | 627.058.670 |
| 2.1 Bagi Hasil Pajak/Tax Sharing Revenue | 8.347.313,99 | 6.402.153 |
| 2.2 Bagi Hasil Bukan Pajak/Sumber Daya Alam/Non-Tax Sharing Revenue/Natural Resources | 3.553.142,39 | 4.043.286 |
| 2.3 Dana Alokasi Umum/General Allocation Fund | 444.554.705,00 | 465.338.369 |
| 2.4 Dana Alokasi Khusus/Special Allocation Fund | 132.388.792,23 | 151.274.862 |
| 3. Lain-lain Pendapatan yang Sah/Other Revenue | 175.771.938,71 | 251.815.369 |
| 3.1 Pendapatan Hibah/Grant | 13.319.568,46 | 16.270.183 |
| 3.2 Dana Darurat/Emergency Fund | - | - |
| 3.3 Dana Bagi Hasil Pajak dari Provinsi dan Pemerintah Daerah Lainnya/Tax Sharing Revenue from Provincial and Other Regional Governments | 16.927.828,25 | 19.789.534 |
| 3.4 Dana Penyesuaian dan Otonomi Daerah/Regional Adjustment and Autonomy Fund | 145.524.542,00 | 117.222.029 |
| 3.5 Bantuan Keuangan dari Provinsi atau Pemerintah Daerah Lainnya/Financial Assistance from Provincial or Other Regional Governments | - | 98.533.623 |
| 3.6 Lainnya/Others | - | - |
| Jumlah/Total | 827.761.914,22 | 958.340.366 |

Catatan/Note: ...

Sumber/Source: Badan Pengelolaan Keuangan Daerah Kabupaten Simeulue

Tabel
Table 2.4.2

**Realisasi Belanja Pemerintah Kabupaten Simeulue
Menurut Jenis Belanja (ribu rupiah), 2016–2019
Actual Simeulue Regency Government Expenditures by Kind
of Expenditures (thousand rupiahs), 2016–2019**

| Jenis Pendapatan Kind of Revenues | 2016 | 2017 |
|---|------|-----------------------|
| (1) | (2) | (3) |
| 1. Belanja Tidak Langsung/Indirect Expenditures | ... | 449.701.321,75 |
| 1.1 Belanja Pegawai/Personnel Expenditures | ... | 237.659.966,95 |
| 1.2 Belanja Bunga/Interest Expenditures | ... | 676,25 |
| 1.3 Belanja Subsidi/Subsidies Expenditures | ... | - |
| 1.4 Belanja Hibah/Grant Expenditures | ... | 48.643.600,85 |
| 1.5 Belanja Bantuan Sosial/Social Aid Expenditures | ... | 5.491.035,00 |
| 1.6 Belanja Bagi Hasil/Sharing Fund Expenditure | ... | 450.000,00 |
| 1.7 Belanja Bantuan Keuangan/Financial Aids Expenditures | ... | 157.195.519,95 |
| 1.8 Belanja Tidak Terduga/Unpredicted Expenditures | ... | 260.522,75 |
| 2. Belanja Langsung/Direct Expenditures | ... | 533.990.822,43 |
| 2.1 Belanja Pegawai/Personnel Expenditures | ... | 72.421.382,91 |
| 2.2 Belanja Barang dan Jasa/Goods and Services Expenditures | ... | 217.762.786,65 |
| 2.3 Belanja Modal/Capital Expenditure | ... | 243.806.652,87 |
| Jumlah/Total | ... | 983.692.144,18 |

Lanjutan Tabel/*Continued Table 2.4.2*

| Jenis Pendapatan <i>Kind of Revenues</i> | 2018 | 2019 |
|---|-----------------------|--------------------|
| (1) | (4) | (5) |
| 1. Belanja Tidak Langsung/<i>Indirect Expenditures</i> | 404.001.548,45 | 434.380.253 |
| 1.1 Belanja Pegawai/ <i>Personnel Expenditures</i> | 247.663.394,84 | 257.060.159 |
| 1.2 Belanja Bunga/ <i>Interest Expenditures</i> | 633,48 | 468 |
| 1.3 Belanja Subsidi/ <i>Subsidies Expenditures</i> | - | 361.277 |
| 1.4 Belanja Hibah/ <i>Grant Expenditures</i> | 2.704.200,00 | 5.471.776 |
| 1.5 Belanja Bantuan Sosial/ <i>Social Aid Expenditures</i> | 3.704.902,00 | 2.894.600 |
| 1.6 Belanja Bagi Hasil/ <i>Sharing Fund Expenditure</i> | 693.027,29 | 854.665 |
| 1.7 Belanja Bantuan Keuangan/ <i>Financial Aids Expenditures</i> | 148.660.475,70 | 165.629.337 |
| 1.8 Belanja Tidak Terduga/ <i>Unpredicted Expenditures</i> | 574.915,13 | 2.107.971 |
| 2. Belanja Langsung/<i>Direct Expenditures</i> | 441.885.764,10 | 552.141.740 |
| 2.1 Belanja Pegawai/ <i>Personnel Expenditures</i> | 76.751.090,64 | 91.263.204 |
| 2.2 Belanja Barang dan Jasa/ <i>Goods and Services Expenditures</i> | 227.683.987,06 | 257.892.135 |
| 2.3 Belanja Modal/ <i>Capital Expenditure</i> | 137.450.686,40 | 202.986.401 |
| Jumlah/<i>Total</i> | 845.887.312,55 | 986.521.993 |

Catatan/*Note*: ...Sumber/*Source*: Badan Pengelolaan Keuangan Daerah Kabupaten Simeulue

2.5 PEMILIHAN UMUM GENERAL ELECTION

Tabel 2.5.1 Jumlah Pemilih Calon Presiden dan Wakil Presiden Menurut Kecamatan di Kabupaten Simeulue, 2019
Number of Voters for Presidential and Vice-Presidential Candidates, 2019

| Kecamatan Subdistrict | Pemilih | Pengguna Hak Pilih | Pemilih Disabilitas | Pengguna Hak Pilih Disabilitas |
|--------------------------|---------------|-----------------------|------------------------|-----------------------------------|
| (1) | (2) | (3) | (4) | (5) |
| Teupah Selatan | 5 985 | 5 067 | 25 | 25 |
| Simeulue Timur | 17 237 | 13 880 | 58 | 55 |
| Teupah Barat | 5 459 | 4 549 | 29 | 29 |
| Teupah Tengah | 4 352 | 3 871 | 53 | 52 |
| Simeulue Tengah | 4 892 | 4 089 | 18 | 14 |
| Teluk Dalam | 3 652 | 3 155 | 7 | 7 |
| Simeulue Cut | 2 300 | 1 918 | 14 | 12 |
| Salang | 5 715 | 4 899 | 24 | 24 |
| Simeulue Barat | 7 462 | 6 362 | 5 | 5 |
| Alafan | 3 136 | 2 653 | 0 | 0 |
| Simeulue | 60 190 | 50 443 | 233 | 223 |

Catatan/Note: ...

Sumber/Source: Komisi Independen Pemilihan Kabupaten Simeulue/ *Independent Election Commission of Simeulue Regency*

Tabel 2.5.2 Jumlah Pemilih Calon Anggota DPR Menurut Kecamatan di Kabupaten Simeulue, 2019
Table 2.5.2 Number of Voters for members of the House of Representatives Candidates, 2019

| Kecamatan Subdistrict | Pemilih | Pengguna Hak Pilih | Pemilih Disabilitas | Pengguna Hak Pilih Disabilitas |
|--------------------------|---------------|-----------------------|------------------------|-----------------------------------|
| (1) | (2) | (3) | (4) | (5) |
| Teupah Selatan | 5 985 | 5 067 | 25 | 25 |
| Simeulue Timur | 17 231 | 13 848 | 58 | 54 |
| Teupah Barat | 5 459 | 4 549 | 29 | 28 |
| Teupah Tengah | 4 352 | 3 869 | 53 | 53 |
| Simeulue Tengah | 4 892 | 4 081 | 19 | 15 |
| Teluk Dalam | 3 652 | 3 155 | 7 | 7 |
| Simeulue Cut | 2 300 | 1 917 | 14 | 12 |
| Salang | 5 715 | 4 081 | 26 | 26 |
| Simeulue Barat | 7 462 | 6 350 | 5 | 5 |
| Alafan | 3 136 | 2 653 | - | - |
| Simeulue | 60 184 | 50 388 | 236 | 225 |

Catatan/Note: ...

Sumber/Source: Komisi Independen Pemilihan Kabupaten Simeulue/ Independent Election Commission of Simeulue Regency

**PENDUDUK DAN
KETENAGAKERJAAN**
POPULATION AND EMPLOYMENT

BAB
CHAPTER
3

Jumlah Penduduk dan Jumlah
Angkatan Kerja Yang Bekerja

92.865
Jumlah Penduduk



42.819
Angkatan Kerja
yang Bekerja

PENJELASAN TEKNIS

TECHNICAL NOTES

1. Sumber utama data kependudukan adalah sensus penduduk yang dilaksanakan setiap sepuluh tahun sekali. Sensus penduduk telah dilaksanakan sebanyak enam kali sejak Indonesia merdeka, yaitu tahun 1961, 1971, 1980, 1990, 2000, dan 2010.
2. Di dalam sensus penduduk, pencacahan dilakukan terhadap seluruh penduduk yang berdomisili di wilayah teritorial Indonesia termasuk warga negara asing kecuali anggota korps diplomatik negara sahabat beserta keluarganya.
3. Metode pengumpulan data dalam sensus dilakukan dengan wawancara antara petugas sensus dengan responden dan juga melalui e-census. Pencatatan penduduk menggunakan konsep usual residence, yaitu konsep di mana penduduk biasa bertempat tinggal. Bagi penduduk yang bertempat tinggal tetap dicacah di mana mereka biasa tinggal, sedangkan untuk penduduk yang tidak bertempat tinggal tetap dicacah di tempat di mana mereka ditemukan petugas sensus pada malam 'Hari Sensus'. Termasuk penduduk yang tidak bertempat tinggal tetap adalah tuna wisma, awak kapal berbendera Indonesia, penghuni perahu/rumah apung, masyarakat terpencil/terasing,

1. *The main source of demographic data is population census, which is conducted every ten years. Population Census has been conducted six times since Indonesia's independence: 1961, 1971, 1980, 1990, 2000, and 2010.*
2. *The population census enumerates all residents who domicile in the entire territory of Indonesia including foreign citizens except the diplomatic corps members and their families.*
3. *The method of data collection in a population census involves interviewing respondents and conducting e-census. Enumeration of the population uses the concept of "usual residence", which is the concept of "places where people usually live". De jure was applied to the permanent residents, while de facto was applied to non-permanent residents. The permanent residents were enumerated in place where they normally live, the non-permanent residents were enumerated where they were found by the enumerators, on the night of 'Census Date'. The non permanent residents include homeless people, ship crew, boat people, remote area community, and internally displaced persons. Those who had permanent residence and had been travelling away from their home for six months or more were not*

dan pengungsi. Bagi mereka yang mempunyai tempat tinggal tetap dan sedang bepergian ke luar wilayah lebih dari enam bulan, tidak dicacah di tempat tinggalnya, tetapi dicacah di tempat tujuannya.

4. Untuk tahun yang tidak dilaksanakan sensus penduduk, data kependudukan diperoleh dari hasil proyeksi penduduk. Proyeksi penduduk merupakan suatu perhitungan ilmiah yang didasarkan pada asumsi dari komponen-komponen perubahan penduduk, yaitu kelahiran, kematian, dan migrasi. Proyeksi penduduk Indonesia 2010–2035 menggunakan data dasar penduduk hasil SP2010.

enumerated in their permanent place, but in the place where they were during the census.

4. *For the periods where the population census is not conducted, population projection is done to estimate population during those years. The population projection is an estimate based on the demographic components, such as birth, death, and migration. Indonesia's 2010–2035 population projection used the 2010 Population Census as the base population.*

<https://simeuluekab.bps.go.id>

3.1 PENDUDUK POPULATION

Tabel 3.1.1 **Penduduk, Laju Pertumbuhan Penduduk, Distribusi Persentase Penduduk, Kepadatan Penduduk, Rasio Jenis Kelamin Penduduk Menurut Kecamatan di Kabupaten Simeulue, 2020**
Population, Population Growth Rate, Percentage Distribution of Population, Population Density, and Population Gender Ratio by Subdistrict in Simeulue Regency, 2020

| Kecamatan Subdistrict | Penduduk (ribu) Population (thousand) | Laju Pertumbuhan Penduduk per Tahun 2010–2020 Annual Population Growth Rate (%) 2010–2020 |
|--------------------------|--|--|
| (1) | (2) | (3) |
| Teupah Selatan | 9 030 | |
| Simeulue Timur | 27 569 | |
| Teupah Barat | 8 011 | |
| Teupah Tengah | 6 593 | |
| Simeulue Tengah | 7 312 | |
| Teluk Dalam | 5 459 | |
| Simeulue Cut | 3 382 | |
| Salang | 8 818 | |
| Simeulue Barat | 11 763 | |
| Alafan | 4 928 | |
| Simeulue | 92 865 | |

Lanjutan Tabel/*Continued Table* 3.1.1

| Kecamatan <i>Subdistrict</i> | Persentase Penduduk <i>Percentage of Total Population</i> | Kepadatan Penduduk per km ² <i>Population Density per sq.km</i> |
|---------------------------------|--|---|
| (1) | (4) | (5) |
| Teupah Selatan | 9,72 | 40,63 |
| Simeulue Timur | 29,69 | 156,67 |
| Teupah Barat | 8,63 | 54,60 |
| Teupah Tengah | 7,10 | 78,78 |
| Simeulue Tengah | 7,87 | 65,01 |
| Teluk Dalam | 5,88 | 24,30 |
| Simeulue Cut | 3,64 | 95,54 |
| Salang | 9,50 | 44,32 |
| Simeulue Barat | 12,67 | 26,37 |
| Alafan | 5,31 | 25,68 |
| Simeulue | 100,00 | 50,52 |

Lanjutan Tabel/Continued Table 3.1.1

| Kecamatan Subdistrict | Rasio Jenis Kelamin Penduduk Population Gender Ratio |
|--------------------------|---|
| (1) | (6) |
| Teupah Selatan | 103,1 |
| Simeulue Timur | 105,2 |
| Teupah Barat | 105,9 |
| Teupah Tengah | 101,6 |
| Simeulue Tengah | 104,6 |
| Teluk Dalam | 106,5 |
| Simeulue Cut | 104,0 |
| Salang | 104,6 |
| Simeulue Barat | 108,8 |
| Alafan | 107,7 |
| Simeulue | 105,29 |

Catatan/Note:

Sumber/Source: Hasil SP2020 (September)/The result of the 2020 Population Census (September)

Tabel 3.1.2 **Penduduk Menurut Kelompok Umur dan Jenis Kelamin di Kabupaten Simeulue, 2020**
Numbers of Population by age group and Gender in Simeulue Regency, 2020

| Kelompok Umur Age Groups | Jenis Kelamin/Gender | | |
|-----------------------------|----------------------|---------------------|-----------------|
| | Laki-Laki Male | Perempuan Female | Jumlah Total |
| (1) | (2) | (3) | (4) |
| 0–4 | 4 243 | 3 901 | 8 144 |
| 5–9 | 4 305 | 4 039 | 8 344 |
| 10–14 | 4 554 | 4 228 | 8 782 |
| 15–19 | 5 101 | 4 578 | 9 679 |
| 20–24 | 4 463 | 4 224 | 8 687 |
| 25–29 | 3 953 | 3 837 | 7 790 |
| 30–34 | 3 827 | 3 562 | 7 389 |
| 35–39 | 3 696 | 3 522 | 7 218 |
| 40–44 | 3 415 | 3 153 | 6 568 |
| 45–49 | 2 755 | 2 516 | 5 271 |
| 50–54 | 2 285 | 2 201 | 4 486 |
| 55–59 | 1 929 | 1 734 | 3 663 |
| 60–64 | 1 316 | 1 429 | 2 745 |
| 65–69 | 884 | 953 | 1 837 |
| 70–74 | 523 | 737 | 1 260 |
| 75+ | 381 | 621 | 1 002 |
| Simeulue | 47 630 | 45 235 | 92 865 |

Catatan/Note: ...

Sumber/Source: Hasil Perapihan Umur dari Data Administratif dan SP2020 (September)/The Result of Smoothing Single Year of Age from Administrative Data and the 2020 Population Census (September)

Tabel
Table 3.1.3**Penduduk Menurut Kecamatan di Kabupaten Simeulue
Tahun 2016-2020**
Population by Sub Regency in Simeulue Regency 2016-2020

| Kecamatan Subdistrict | Penduduk (ribu) / Population (thousand) | | | | |
|--------------------------|---|--------------|--------------|--------------|------|
| | 2016 | 2017 | 2018 | 2019 | 2020 |
| (1) | (2) | (3) | (4) | (5) | (6) |
| Teupah Selatan | 8,97 | 9,15 | 9,23 | 9,34 | |
| Simeulue Timur | 26,08 | 26,86 | 27,19 | 27,22 | |
| Teupah Barat | 7,97 | 8,02 | 8,17 | 8,18 | |
| Teupah Tengah | 6,31 | 6,40 | 6,62 | 6,68 | |
| Simeulue Tengah | 7,03 | 7,13 | 7,36 | 7,44 | |
| Teluk Dalam | 5,40 | 5,50 | 5,59 | 5,65 | |
| Simeulue Cut | 3,20 | 3,27 | 3,38 | 3,42 | |
| Salang | 8,36 | 8,47 | 8,84 | 8,94 | |
| Simeulue Barat | 11,00 | 11,18 | 11,72 | 11,91 | |
| Alafan | 4,73 | 4,84 | 4,88 | 4,97 | |
| Simeulue | 89,06 | 90,83 | 92,98 | 93,72 | |

Catatan/Note:

Sumber/Source: Dinas Kependudukan dan Pencatatan Sipil Kab. Simeulue/ Population and Civil Registration services of Simeulue Regency

Tabel 3.1.4
Table

Jumlah Desa, Rumah Tangga dan Penduduk Menurut Kecamatan di Kabupaten Simeulue, 2019
Numbers of Village, Households, and population by sub Regency in Simeulue Regency, 2019

| Kecamatan Subdistrict | Desa Village | Kartu Keluarga Household | Penduduk Population |
|----------------------------------|-------------------------|-------------------------------------|--------------------------------|
| (1) | (2) | (3) | (4) |
| Teupah Selatan | 19 | 2 530 | 9 335 |
| Simeulue Timur | 17 | 7 180 | 27 217 |
| Teupah Barat | 18 | 2 193 | 8 176 |
| Teupah Tengah | 12 | 1 901 | 6 676 |
| Simeulue Tengah | 16 | 2 084 | 7 442 |
| Teluk Dalam | 10 | 1 428 | 5 647 |
| Simeulue Cut | 8 | 905 | 3 419 |
| Salang | 16 | 2 249 | 8 938 |
| Simeulue Barat | 14 | 2 945 | 11 906 |
| Alafan | 8 | 1 193 | 4 968 |
| Simeulue | 138 | 24 608 | 93 724 |

Catatan/Note:

Sumber/Source: Dinas Kependudukan dan Pencatatan Sipil Kab. Simeulue/ *Populatoin and Civil Registration services of Simeulue Regency*

Tabel 3.1.5 Jumlah Penduduk dan Rasio Jenis Kelamin Menurut Kecamatan di Kabupaten Simeulue, 2019
Table *Numbers of population and Gender ratio by sub Regency in Simeulue Regency, 2019*

| Kecamatan Subdistrict | Jenis Kelamin / Gender | | Jumlah Total | Rasio Jenis Kelamin Gender Ratio |
|--------------------------|------------------------|----------------------|-----------------|-------------------------------------|
| | Laki-laki Male | Perempuan Femeale | | |
| Teupah Selatan | 4 759 | 4 576 | 9 335 | 104,00 |
| Simeulue Timur | 13 873 | 13 344 | 27 217 | 103,96 |
| Teupah Barat | 4 194 | 3 982 | 8 176 | 105,32 |
| Teupah Tengah | 3 371 | 3 305 | 6 676 | 102,00 |
| Simeulue Tengah | 3 797 | 3 645 | 7 442 | 104,17 |
| Teluk Dalam | 2 921 | 2 726 | 5 647 | 107,15 |
| Simeulue Cut | 1 744 | 1 675 | 3 419 | 104,12 |
| Salang | 4 588 | 4 350 | 8 938 | 105,47 |
| Simeulue Barat | 6 186 | 5 720 | 11 906 | 108,15 |
| Alafan | 2 562 | 2 406 | 4 968 | 106,48 |
| Simeulue | 47 995 | 45 729 | 93 724 | 104,96 |

Catatan/Note:

Sumber/Source: Dinas Kependudukan dan Pencatatan Sipil Kab. Simeulue/ *Populatoin and Civil Registration services of Simeulue Regency*

Tabel 3.1.6
Table

Jumlah Penduduk memiliki KTP dalam Kabupaten Simeulue, 2019
Numbers of People have registered in Simeulue Regency, 2019

| Uraian Description | Satuan Measure | Tahun Year | |
|---|-------------------|---------------|--------|
| | | 2018 | 2019 |
| (1) | (2) | (3) | (4) |
| Jumlah Penduduk Wajib KTP | Orang | 62 637 | 62 951 |
| Jumlah Penduduk yang memiliki KTP berdasarkan jenis kelamin | Orang | 56 612 | 60 002 |
| Laki-laki | Orang | 28 647 | ... |
| Wanita | Orang | 25 391 | ... |
| Jumlah Penduduk > 17th yang telah menikah | Orang | 62 637 | 62 951 |
| Jumlah Pasangan Nikah Berakta Nikah | Pasang | 13 837 | 23 116 |
| Jumlah Keseluruhan Pasangan Nikah | Pasang | 39 120 | 39 120 |
| Jumlah Penduduk yang telah memiliki KK | Orang | 23 782 | 24 532 |
| Jumlah Penduduk yang telah memiliki Akta Kelahiran | Orang | 42 076 | 44 388 |

Catatan/Note:

Sumber/Source: Dinas Kependudukan dan Pencatatan Sipil Kab. Simeulue/ *Populatoin and Civil Registration services of Simeulue Regency*

3.2 KETENAGAKERJAAN EMPLOYMENT

Tabel 3.2.1 Jumlah Penduduk Berumur 15 Tahun Keatas Menurut Jenis Kegiatan Selama Seminggu yang Lalu dan Jenis Kelamin di Kabupaten Simeulue, 2020
Population Aged 15 Years and Over by Type of Activity During The Previous Week and Gender in Simeulue Regency, 2020

| Kegiatan Utama Main Activity | Jenis Kelamin/Gender | | |
|---|----------------------|---------------------|-----------------|
| | Laki-Laki Male | Perempuan Female | Jumlah Total |
| (1) | (2) | (3) | (4) |
| I. Angkatan Kerja/Economically Active | | | |
| 1. Bekerja/Working | 26 565 | 17 254 | 43 819 |
| 2. Pengangguran Terbuka/Unemployment | 1 548 | 987 | 2 535 |
| II. Bukan Angkatan Kerja/Economically Inactive | 5 642 | 13 879 | 19 521 |
| 1. Sekolah/Attending School | | | |
| 2. Mengurus Rumah Tangga/Housekeeping | | | |
| 3. Lainnya/Others | | | |
| Jumlah/Total | 33 755 | 32 120 | 65 875 |

Catatan/Note:

Sumber/Source: BPS, Survei Angkatan Kerja Nasional (Sakernas) Agustus/BPS-Statistics Indonesia, August National Labor Force Survey

Tabel 3.2.2
Table

Penduduk Berumur 15 Tahun ke Atas Menurut Pendidikan Tertinggi yang Ditamatkan dan Jenis Kegiatan Selama Seminggu yang Lalu di Kabupaten Simeulue, 2020
Population 15 Years of Age and Over by Educational Attainment and Type of Activity During the Previous Week in Simeulue Regency, 2020

| Pendidikan Tertinggi yang Ditamatkan ¹ <i>Educational Attainment¹</i> | Angkatan Kerja/ <i>Economically Active</i> | | | Persentase Bekerja terhadap Angkatan Kerja <i>Percentage of Working to Economically Active</i> |
|--|--|--|--|---|
| | Bekerja <i>Working</i> | Pengangguran ² <i>Unemployment²</i> | Jumlah Angkatan Kerja <i>Total of Economically Active</i> | |
| (1) | (2) | (3) | (4) | (5) |
| 0 | 12 918 | 196 | 13 114 | |
| 1 | 7 730 | 181 | 7 911 | |
| 2 | 14 739 | 1 383 | 16 122 | |
| 3 | 8 432 | 775 | 9 207 | |
| Jumlah/Total | 43 819 | 2 535 | 46 354 | |

Lanjutan Tabel/*Continued Table 3.2.2*

| Pendidikan Tertinggi yang Ditamatkan ¹ <i>Educational Attainment ¹</i> | Bukan Angkatan Kerja <i>Not Economically Active</i> | Jumlah <i>Total</i> | Persentase Angkatan Kerja terhadap Penduduk Usia Kerja <i>Percentage of Economically Active to Working Age Population</i> |
|---|--|------------------------|--|
| (1) | (6) | (7) | (8) |
| 0 | | | |
| 1 | | | |
| 2 | | | |
| 3 | | | |
| Jumlah/Total | | | |

Catatan/Note: ¹ 0. ≤ Sekolah Dasar (SD)/≤ *Primary School*
 1. Sekolah Menengah Pertama/*Junior High School*
 2. Sekolah Menengah Atas/*Senior High School*
 3. Perguruan Tinggi/*Collage*
² 1. Mencari pekerjaan/*Looking for work*
 2. Mempersiapkan usaha/*Establishing a new business/firm*
 3. Merasa tidak mungkin mendapat pekerjaan/*Hopeless of job*
 4. Sudah punya pekerjaan tetapi belum mulai bekerja/*Have a job in future start*
 Sumber/Source: BPS, Survei Angkatan Kerja Nasional (Sakernas) Agustus/BPS-Statistics Indonesia, August National Labor Force Survey

Tabel 3.2.3
Table

Penduduk Berumur 15 Tahun Ke Atas yang Bekerja Selama Seminggu yang Lalu Menurut Status Pekerjaan Utama dan Jenis Kelamin di Kabupaten Simeulue, 2020
Population 15 Years of Age and Over who Worked During The Previous Week by Main Employment Status and Gender in Simeulue Regency, 2020

| Status Pekerjaan Utama <i>Main Employment Status</i> | Laki-Laki <i>Male</i> | Perempuan <i>Female</i> | Jumlah <i>Total</i> |
|--|---------------------------------|-----------------------------------|-------------------------------|
| (1) | (2) | (3) | (4) |
| Berusaha sendiri <i>Own account worker</i> | 7 937 | 2 071 | 10 008 |
| Berusaha dibantu buruh tidak tetap/buruh tidak dibayar <i>Employer assisted by temporary worker/unpaid worker</i> | 4 854 | 2 081 | 6 935 |
| Berusaha dibantu buruh tetap/buruh dibayar <i>Employer assisted by permanent worker/paid worker</i> | 1 246 | 88 | 1 334 |
| Buruh/Karyawan/Pegawai/ <i>Employee</i> | 7 915 | 5 752 | 13 667 |
| Pekerja bebas <i>Casual worker</i> | 1 853 | 470 | 2 323 |
| Pekerja keluarga/tak dibayar <i>Family worker/unpaid worker</i> | 2 760 | 6 792 | 9 552 |
| Jumlah/Total | 26 565 | 17 254 | 43 819 |

Catatan/Note: ...

Sumber/Source: BPS, Survei Angkatan Kerja Nasional (Sakernas) Agustus/BPS-Statistics Indonesia, August National Labor Force Survey

**SOSIAL DAN
KESEJAHTERAAN RAKYAT**

**BAB
CHAPTER**

4

SOCIAL AND WELFARE

**Jumlah Murid SD, SMP, SMA Pada Sekolah
Negeri Tahun Ajaran 2020/2021**

9.511

Murid Sekolah Dasar (SD)

4.194

Murid Sekolah Menengah Pertama
(SMP)

3.555

Murid Sekolah Menengah Atas
(SMA)

Jumlah Penderita Penyakit Menular

280

Penderita Penyakit TB Paru

4

Penderita Penyakit DBD

PENJELASAN TEKNIS

1. 7Jenjang Pendidikan Formal terdiri atas pendidikan dasar, pendidikan menengah, dan pendidikan tinggi. Jenis pendidikan yang diajarkan mencakup pendidikan umum, kejuruan, akademik, profesi, vokasi, keagamaan, dan khusus.
2. a. Pendidikan Dasar berbentuk Sekolah Dasar (SD) dan Madrasah Ibtidaiyah (MI) atau bentuk lain yang sederajat serta Sekolah Menengah Pertama (SMP) dan Madrasah Tsanawiyah (MTs), atau bentuk lain yang sederajat.
3. b. Pendidikan Menengah berbentuk Sekolah Menengah Atas (SMA), Madrasah Aliyah (MA), Sekolah Menengah Kejuruan (SMK), dan Madrasah Aliyah Kejuruan (MAK), atau bentuk lain yang sederajat.
4. c. Pendidikan Tinggi merupakan jenjang pendidikan setelah pendidikan menengah yang mencakup program pendidikan diploma, sarjana, magister, spesialis, dan doktor yang diselenggarakan oleh perguruan tinggi. Perguruan tinggi dapat berbentuk akademi, politeknik, sekolah tinggi, institut, atau universitas.

TECHNICAL NOTES

1. 7. The Formal Education Level consists of primary education, secondary education, and high education. The kind of education that taught consists of general education, vocational, academic, professional, religious, and specific education.
2. a. The Primary Education consists of Elementary School and Islamic Elementary School or other equivalent forms and Lower Secondary Schools and MTs, or other equivalent forms.
3. b. The Secondary Education consists of the senior high school, MA, Vocational School, and Vocational Madrasah Aliyah, or other equivalent forms.
4. c. The High Education consists of the education level after the secondary education that consists of diplomas, bachelor, master, specialist, and doctoral degrees that are held by the college. The colleges can be academy, polytechnic, high school, institute, or university.

4.1 PENDIDIKAN EDUCATION

Tabel
Table 4.1.1

Jumlah Sekolah, Guru, dan Murid Taman Kanak-Kanak (TK) di Bawah Kementerian Pendidikan dan Kebudayaan Menurut Kecamatan di Kabupaten Simeulue, 2019/2020 dan 2020/2021
Number of Schools, Teachers, and Pupils in Kindergarten Under The Ministry of Education and Culture by Subdistrict in Simeulue Regency, 2019/2020 dan 2020/2021

| Kecamatan Subdistrict | Sekolah/Schools | | | | | |
|--------------------------|-----------------|-----------|----------------|-----------|--------------|-----------|
| | Negeri/Public | | Swasta/Private | | Jumlah/Total | |
| | 2019/2020 | 2020/2021 | 2019/2020 | 2020/2021 | 2019/2020 | 2020/2021 |
| (1) | (2) | (3) | (4) | (5) | (6) | (7) |
| Teupah Selatan | - | 4 | 10 | 5 | 10 | 9 |
| Simeulue Timur | - | 8 | 12 | 5 | 12 | 13 |
| Teupah Barat | - | 3 | 3 | 1 | 3 | 4 |
| Teupah Tengah | - | 1 | 3 | 3 | 3 | 4 |
| Simeulue Tengah | - | 5 | 6 | 2 | 6 | 7 |
| Teluk Dalam | - | 4 | 3 | 2 | 3 | 6 |
| Simeulue Cut | - | 3 | 2 | - | 2 | 3 |
| Salang | - | 5 | 8 | 3 | 8 | 8 |
| Simeulue Barat | - | 9 | 11 | 1 | 11 | 10 |
| Alafan | - | 4 | 2 | 1 | 2 | 5 |
| Simeulue | - | 46 | 60 | 23 | 60 | 69 |

Lanjutan Tabel/*Continued Table 4.1.1*

| Kecamatan Subdistrict | Guru ¹ /Teachers ¹ | | | | | |
|--------------------------|--|------------|----------------|------------|--------------|------------|
| | Negeri/Public | | Swasta/Private | | Jumlah/Total | |
| | 2019/2020 | 2020/2021 | 2019/2020 | 2020/2021 | 2019/2020 | 2020/2021 |
| (1) | (8) | (9) | (10) | (11) | (12) | (13) |
| Teupah Selatan | - | 18 | 31 | 18 | 31 | 36 |
| Simeulue Timur | - | 51 | 91 | 37 | 91 | 88 |
| Teupah Barat | - | 19 | 22 | 5 | 22 | 24 |
| Teupah Tengah | - | 1 | 14 | 15 | 14 | 16 |
| Simeulue Tengah | - | 34 | 34 | 9 | 34 | 43 |
| Teluk Dalam | - | 16 | 13 | 9 | 13 | 25 |
| Simeulue Cut | - | 18 | 15 | - | 15 | 18 |
| Salang | - | 28 | 40 | 11 | 40 | 39 |
| Simeulue Barat | - | 72 | 64 | 6 | 64 | 78 |
| Alafan | - | 22 | 6 | 4 | 6 | 26 |
| Simeulue | - | 279 | 330 | 114 | 330 | 393 |

Lanjutan Tabel/*Continued Table 4.1.1*

| Kecamatan Subdistrict | Murid/Pupils | | | | | |
|--------------------------|---------------|--------------|----------------|------------|--------------|--------------|
| | Negeri/Public | | Swasta/Private | | Jumlah/Total | |
| | 2019/2020 | 2020/2021 | 2019/2020 | 2020/2021 | 2019/2020 | 2020/2021 |
| (1) | (14) | (15) | (16) | (17) | (18) | (19) |
| Teupah Selatan | - | 107 | 152 | 103 | 152 | 210 |
| Simeulue Timur | - | 361 | 575 | 216 | 575 | 577 |
| Teupah Barat | - | 105 | 89 | 36 | 89 | 141 |
| Teupah Tengah | - | 17 | 87 | 75 | 87 | 92 |
| Simeulue Tengah | - | 199 | 260 | 63 | 260 | 262 |
| Teluk Dalam | - | 93 | 69 | 59 | 69 | 152 |
| Simeulue Cut | - | 65 | 44 | - | 44 | 65 |
| Salang | - | 145 | 167 | 59 | 167 | 204 |
| Simeulue Barat | - | 275 | 329 | 22 | 329 | 297 |
| Alafan | - | 130 | 36 | 37 | 36 | 167 |
| Simeulue | - | 1 497 | 1 808 | 670 | 1 808 | 2 167 |

Catatan/Note: ¹ Jumlah guru termasuk kepala sekolah dan guru/*The total of teachers including headmaster and teacher*
 Sumber/Source: Kementerian Pendidikan dan Kebudayaan, data semester ganjil 2019/Ministry of Educations and Culture, 2019 odd semester data
 Kementerian Pendidikan dan Kebudayaan, data semester ganjil 2020/Ministry of Educations and Culture, 2020 odd semester data

Tabel
Table 4.1.2

**Jumlah Sekolah, Guru, dan Murid Raudatul Athfal (RA)
di Bawah Kementerian Agama Menurut Kecamatan di
Kabupaten Simeulue, 2019/2020 dan 2020/2021**
*Number of Schools, Teachers, and Pupils in Raudatul Athfal
(RA) Under The Ministry of Religious Affairs by Subdistrict in
Simeulue Regency, 2019/2020 and 2020/2021*

| Kecamatan Subdistrict | Sekolah/Schools | | Guru/Teachers | | Murid/Pupils | |
|--------------------------|-----------------|-----------|---------------|-----------|--------------|-----------|
| | 2019/2020 | 2020/2021 | 2019/2020 | 2020/2021 | 2019/2020 | 2020/2021 |
| (1) | (2) | (3) | (4) | (5) | (6) | (7) |
| Teupah Selatan | - | - | - | - | - | - |
| Simeulue Timur | - | - | - | - | - | - |
| Teupah Barat | - | - | - | - | - | - |
| Teupah Tengah | - | - | - | - | - | - |
| Simeulue Tengah | - | - | - | - | - | - |
| Teluk Dalam | - | - | - | - | - | - |
| Simeulue Cut | - | - | - | - | - | - |
| Salang | 1 | 1 | 6 | 7 | 28 | 23 |
| Simeulue Barat | - | - | - | - | - | - |
| Alafan | - | - | - | - | - | - |
| Simeulue | 1 | 1 | 6 | 7 | 28 | 23 |

Sumber/Source: 2019/2020 - Kementerian Agama, EMIS, data semester ganjillaporan sampai dengan 15 Maret 2020/Ministry of Religious Affairs, EMIS, odd semester report data up to March 15th, 2020
2020/2021 - Kementerian Agama, Data Semester Ganjil/Ministry of Religious Affairs, Odd Semester Data

Tabel
Table 4.1.3**Jumlah Sekolah, Guru, dan Murid Sekolah Dasar (SD)
di Bawah Kementerian Pendidikan dan Kebudayaan
Menurut Kecamatan di Kabupaten Simeulue, 2019/2020
dan 2020/2021*****Number of Schools, Teachers, and Pupils in Primary Schools
Under The Ministry of Education and Culture by Subdistrict
in Simeulue Regency, 2019/2020 and 2020/2021***

| Kecamatan Subdistrict | Sekolah/Schools | | | | | |
|--------------------------|-----------------|------------|----------------|-----------|--------------|------------|
| | Negeri/Public | | Swasta/Private | | Jumlah/Total | |
| | 2019/2020 | 2020/2021 | 2019/2020 | 2020/2021 | 2019/2020 | 2020/2021 |
| (1) | (2) | (3) | (4) | (5) | (6) | (7) |
| Teupah Selatan | 15 | 15 | - | - | 15 | 15 |
| Simeulue Timur | 18 | 18 | 1 | 1 | 19 | 19 |
| Teupah Barat | 14 | 14 | - | - | 14 | 14 |
| Teupah Tengah | 8 | 8 | - | - | 8 | 8 |
| Simeulue Tengah | 10 | 10 | - | - | 10 | 10 |
| Teluk Dalam | 10 | 10 | - | - | 10 | 10 |
| Simeulue Cut | 3 | 3 | - | - | 3 | 3 |
| Salang | 9 | 9 | - | - | 9 | 9 |
| Simeulue Barat | 18 | 18 | - | - | 18 | 18 |
| Alafan | 9 | 9 | - | - | 9 | 9 |
| Simeulue | 114 | 114 | 1 | 1 | 115 | 115 |

Lanjutan Tabel/*Continued Table* 4.1.3

| Kecamatan Subdistrict | Guru ¹ /Teachers ¹ | | | | | |
|--------------------------|--|--------------|----------------|-----------|--------------|--------------|
| | Negeri/Public | | Swasta/Private | | Jumlah/Total | |
| | 2019/2020 | 2020/2021 | 2019/2020 | 2020/2021 | 2019/2020 | 2020/2021 |
| (1) | (8) | (9) | (10) | (11) | (12) | (13) |
| Teupah Selatan | 175 | 182 | - | - | 175 | 182 |
| Simeulue Timur | 287 | 311 | 12 | 11 | 299 | 322 |
| Teupah Barat | 155 | 175 | - | - | 155 | 175 |
| Teupah Tengah | 121 | 124 | - | - | 121 | 124 |
| Simeulue Tengah | 162 | 179 | - | - | 162 | 179 |
| Teluk Dalam | 112 | 125 | - | - | 112 | 125 |
| Simeulue Cut | 44 | 46 | - | - | 44 | 46 |
| Salang | 101 | 117 | - | - | 101 | 117 |
| Simeulue Barat | 215 | 233 | - | - | 215 | 233 |
| Alafan | 80 | 95 | - | - | 80 | 95 |
| Simeulue | 1 452 | 1 587 | 12 | 11 | 1 464 | 1 598 |

Lanjutan Tabel/*Continued Table 4.1.3*

| Kecamatan Subdistrict | Murid/Pupils | | | | | |
|--------------------------|---------------|--------------|----------------|------------|--------------|--------------|
| | Negeri/Public | | Swasta/Private | | Jumlah/Total | |
| | 2019/2020 | 2020/2021 | 2019/2020 | 2020/2021 | 2019/2020 | 2020/2021 |
| (1) | (14) | (15) | (16) | (17) | (18) | (19) |
| Teupah Selatan | 898 | 865 | - | - | 898 | 865 |
| Simeulue Timur | 2 821 | 2 815 | 108 | 119 | 2 929 | 2 934 |
| Teupah Barat | 898 | 856 | - | - | 898 | 856 |
| Teupah Tengah | 678 | 666 | - | - | 678 | 666 |
| Simeulue Tengah | 722 | 781 | - | - | 722 | 781 |
| Teluk Dalam | 595 | 581 | - | - | 595 | 581 |
| Simeulue Cut | 336 | 335 | - | - | 336 | 335 |
| Salang | 796 | 782 | - | - | 796 | 782 |
| Simeulue Barat | 1 391 | 1 330 | - | - | 1 391 | 1 330 |
| Alafan | 564 | 500 | - | - | 564 | 500 |
| Simeulue | 9 699 | 9 511 | 108 | 119 | 9 807 | 9 630 |

Catatan/Note: ¹ Jumlah guru termasuk kepala sekolah dan guru/*The total of teachers including headmaster and teacher*
 Sumber/Source: Kementerian Pendidikan dan Kebudayaan, Sistem Data Pokok Pendidikan, data semester ganjil/ *Ministry of Educations and Culture, Basic Education Data System, odd semester*

Tabel
Table 4.1.4

Jumlah Sekolah, Guru, dan Murid Madrasah Ibtidaiyah (MI) di Bawah Kementerian Agama Menurut Kecamatan Menurut Kecamatan di Kabupaten Simeulue, 2019/2020 dan 2020/2021
Number of Schools, Teachers, and Pupils in Madrasah Ibtidaiyah (MI) Under The Ministry of Religious Affairs by Subdistrict in Simeulue Regency, 2019/2020 and 2020/2021

| Kecamatan Subdistrict | Sekolah/Schools | | | | | |
|--------------------------|-----------------|-----------|----------------|-----------|--------------|-----------|
| | Negeri/Public | | Swasta/Private | | Jumlah/Total | |
| | 2019/2020 | 2020/2021 | 2019/2020 | 2020/2021 | 2019/2020 | 2020/2021 |
| (1) | (2) | (3) | (4) | (5) | (6) | (7) |
| Teupah Selatan | 1 | 1 | 1 | 1 | 2 | 2 |
| Simeulue Timur | 2 | 2 | 2 | - | 4 | 2 |
| Teupah Barat | - | - | - | - | - | - |
| Teupah Tengah | - | - | - | 1 | - | 1 |
| Simeulue Tengah | 1 | 1 | - | - | 1 | 1 |
| Teluk Dalam | - | - | 1 | 1 | 1 | 1 |
| Simeulue Cut | - | - | - | - | - | - |
| Salang | 1 | 1 | 1 | 2 | 2 | 3 |
| Simeulue Barat | - | - | 3 | 3 | 3 | 3 |
| Alafan | - | - | - | - | - | - |
| Simeulue | 5 | 5 | 8 | 8 | 13 | 13 |

Lanjutan Tabel/Continued Table 4.1.4

| Kecamatan Subdistrict | Guru ¹ /Teachers ¹ | | | | | |
|--------------------------|--|-----------|----------------|------------|--------------|------------|
| | Negeri/Public | | Swasta/Private | | Jumlah/Total | |
| | 2019/2020 | 2020/2021 | 2019/2020 | 2020/2021 | 2019/2020 | 2020/2021 |
| (1) | (8) | (9) | (10) | (11) | (12) | (13) |
| Teupah Selatan | 13 | 6 | 13 | 20 | 26 | 26 |
| Simeulue Timur | 39 | 20 | 29 | 17 | 68 | 37 |
| Teupah Barat | - | - | - | - | - | - |
| Teupah Tengah | - | 6 | - | 7 | - | 13 |
| Simeulue Tengah | 9 | 5 | - | 8 | 9 | 13 |
| Teluk Dalam | - | 3 | 6 | 8 | 6 | 11 |
| Simeulue Cut | - | - | - | - | - | - |
| Salang | 10 | 8 | 8 | 28 | 18 | 36 |
| Simeulue Barat | - | 4 | 28 | 27 | 28 | 31 |
| Alafan | - | - | - | - | - | - |
| Simeulue | 71 | 52 | 84 | 115 | 155 | 167 |

Lanjutan Tabel/*Continued Table 4.1.4*

| Kecamatan Subdistrict | Murid/Pupils | | | | | |
|--------------------------|---------------|------------|----------------|------------|--------------|--------------|
| | Negeri/Public | | Swasta/Private | | Jumlah/Total | |
| | 2019/2020 | 2020/2021 | 2019/2020 | 2020/2021 | 2019/2020 | 2020/2021 |
| (1) | (14) | (15) | (16) | (17) | (18) | (19) |
| Teupah Selatan | 61 | 72 | 98 | 104 | 159 | 176 |
| Simeulue Timur | 678 | 701 | 105 | - | 783 | 701 |
| Teupah Barat | - | - | - | - | - | - |
| Teupah Tengah | - | - | - | 45 | - | 45 |
| Simeulue Tengah | 69 | 79 | - | - | 69 | 79 |
| Teluk Dalam | - | - | 76 | 80 | 76 | 80 |
| Simeulue Cut | - | - | - | - | - | - |
| Salang | 96 | 90 | 59 | 110 | 155 | 200 |
| Simeulue Barat | - | - | 142 | 117 | 142 | 117 |
| Alafan | - | - | - | - | - | - |
| Simeulue | 904 | 942 | 480 | 456 | 1 384 | 1 398 |

Catatan/Note: ...

Sumber/Source: 2019/2020 - Kementerian Agama, EMIS, data semester ganjillaporan sampai dengan 15 Maret 2020/ Ministry of Religious Affairs, EMIS, odd semester report data up to March 15th, 2020
2020/2021 - Kementerian Agama Kabupaten Simeulue/Ministry of Religious Affairs of Simeulue Regency

Tabel
Table 4.1.5

Jumlah Sekolah, Guru, dan Murid Sekolah Menengah Pertama (SMP) di Bawah Kementerian Pendidikan dan Kebudayaan Menurut Kecamatan di Kabupaten Simeulue, 2019/2020 dan 2020/2021
Number of Schools, Teachers, and Pupils in Lower Secondary Schools Under The Ministry of Education and Culture by Subdistrict in Simeulue Regency, 2019/2020 and 2020/2021

| Kecamatan Subdistrict | Sekolah/Schools | | | | | |
|--------------------------|-----------------|-----------|----------------|-----------|--------------|-----------|
| | Negeri/Public | | Swasta/Private | | Jumlah/Total | |
| | 2019/2020 | 2020/2021 | 2019/2020 | 2020/2021 | 2019/2020 | 2020/2021 |
| (1) | (2) | (3) | (4) | (5) | (6) | (7) |
| Teupah Selatan | 7 | 7 | - | - | 7 | 7 |
| Simeulue Timur | 8 | 8 | 2 | 2 | 10 | 10 |
| Teupah Barat | 5 | 5 | - | - | 5 | 5 |
| Teupah Tengah | 2 | 2 | - | - | 2 | 2 |
| Simeulue Tengah | 3 | 3 | - | - | 3 | 3 |
| Teluk Dalam | 3 | 3 | - | - | 3 | 3 |
| Simeulue Cut | 1 | 1 | - | - | 1 | 1 |
| Salang | 4 | 4 | - | - | 4 | 4 |
| Simeulue Barat | 8 | 8 | - | - | 8 | 8 |
| Alafan | 3 | 3 | - | - | 3 | 3 |
| Simeulue | 44 | 44 | 2 | 2 | 46 | 46 |

Lanjutan Tabel/*Continued Table* 4.1.5

| Kecamatan Subdistrict | Guru ¹ /Teachers ¹ | | | | | |
|--------------------------|--|------------|----------------|-----------|--------------|------------|
| | Negeri/Public | | Swasta/Private | | Jumlah/Total | |
| | 2019/2020 | 2020/2021 | 2019/2020 | 2020/2021 | 2019/2020 | 2020/2021 |
| (1) | (8) | (9) | (10) | (11) | (12) | (13) |
| Teupah Selatan | 64 | 76 | - | - | 64 | 76 |
| Simeulue Timur | 109 | 116 | 13 | 22 | 122 | 138 |
| Teupah Barat | 48 | 63 | - | - | 48 | 63 |
| Teupah Tengah | 27 | 31 | - | - | 27 | 31 |
| Simeulue Tengah | 43 | 48 | - | - | 43 | 48 |
| Teluk Dalam | 37 | 42 | - | - | 37 | 42 |
| Simeulue Cut | 22 | 22 | - | - | 22 | 22 |
| Salang | 66 | 71 | - | - | 66 | 71 |
| Simeulue Barat | 109 | 124 | - | - | 109 | 124 |
| Alafan | 29 | 37 | - | - | 29 | 37 |
| Simeulue | 554 | 630 | 13 | 22 | 567 | 652 |

Lanjutan Tabel/Continued Table 4.1.5

| Kecamatan Subdistrict | Murid/Pupils | | | | | |
|--------------------------|---------------|--------------|----------------|------------|--------------|--------------|
| | Negeri/Public | | Swasta/Private | | Jumlah/Total | |
| | 2019/2020 | 2020/2021 | 2019/2020 | 2020/2021 | 2019/2020 | 2020/2021 |
| (1) | (14) | (15) | (16) | (17) | (18) | (19) |
| Teupah Selatan | 504 | 415 | - | - | 504 | 415 |
| Simeulue Timur | 1 046 | 997 | 182 | 168 | 1 228 | 1 165 |
| Teupah Barat | 413 | 373 | - | - | 413 | 373 |
| Teupah Tengah | 279 | 254 | - | - | 279 | 254 |
| Simeulue Tengah | 303 | 305 | - | - | 303 | 305 |
| Teluk Dalam | 262 | 250 | - | - | 262 | 250 |
| Simeulue Cut | 155 | 124 | - | - | 155 | 124 |
| Salang | 502 | 462 | - | - | 502 | 462 |
| Simeulue Barat | 745 | 739 | - | - | 745 | 739 |
| Alafan | 292 | 275 | - | - | 292 | 275 |
| Simeulue | 4 501 | 4 194 | 182 | 168 | 4 683 | 4 362 |

Catatan/Note: ¹ Jumlah guru termasuk kepala sekolah dan guru/The total of teachers including headmaster and teacher

Sumber/Source: Kementerian Pendidikan dan Kebudayaan, Sistem Data Pokok Pendidikan, data semester ganjil/ Ministry of Educations and Culture, Basic Education Data System, odd semester

Tabel
Table 4.1.6

Jumlah Sekolah, Guru, dan Murid Madrasah Tsanawiyah (MTs) di Bawah Kementerian Agama Menurut Kecamatan di Kabupaten Simeulue, 2019/2020 dan 2020/2021
Number of Schools, Teachers, and Pupils in Madrasah Tsanawiyah (MTs) Under The Ministry of Religious Affairs by Subdistrict in Simeulue Regency, 2019/2020 and 2020/2021

| Kecamatan Subdistrict | Sekolah/Schools | | | | | |
|--------------------------|-----------------|-----------|----------------|-----------|--------------|-----------|
| | Negeri/Public | | Swasta/Private | | Jumlah/Total | |
| | 2019/2020 | 2020/2021 | 2019/2020 | 2020/2021 | 2019/2020 | 2020/2021 |
| (1) | (2) | (3) | (4) | (5) | (6) | (7) |
| Teupah Selatan | - | - | 1 | 1 | 1 | 1 |
| Simeulue Timur | 1 | 1 | 2 | 2 | 3 | 3 |
| Teupah Barat | - | - | 1 | 1 | 1 | 1 |
| Teupah Tengah | - | - | - | - | - | - |
| Simeulue Tengah | 1 | 1 | - | - | 1 | 1 |
| Teluk Dalam | - | - | 1 | 1 | 1 | 1 |
| Simeulue Cut | - | - | - | - | - | - |
| Salang | - | - | 2 | 2 | 2 | 2 |
| Simeulue Barat | - | - | 3 | 2 | 3 | 2 |
| Alafan | - | - | - | 1 | - | 1 |
| Simeulue | 2 | 2 | 10 | 10 | 12 | 12 |

Lanjutan Tabel/*Continued Table* 4.1.6

| Kecamatan Subdistrict | Guru ¹ /Teachers ¹ | | | | | |
|--------------------------|--|-----------|----------------|------------|--------------|------------|
| | Negeri/Public | | Swasta/Private | | Jumlah/Total | |
| | 2019/2020 | 2020/2021 | 2019/2020 | 2020/2021 | 2019/2020 | 2020/2021 |
| (1) | (8) | (9) | (10) | (11) | (12) | (13) |
| Teupah Selatan | - | - | 11 | 11 | 11 | 11 |
| Simeulue Timur | 25 | 15 | 37 | 24 | 62 | 39 |
| Teupah Barat | - | - | 8 | 11 | 8 | 11 |
| Teupah Tengah | - | - | - | - | - | - |
| Simeulue Tengah | 18 | 7 | - | 8 | 18 | 15 |
| Teluk Dalam | - | - | 7 | 12 | 7 | 12 |
| Simeulue Cut | - | - | - | - | - | - |
| Salang | - | - | 25 | 23 | 25 | 23 |
| Simeulue Barat | - | - | 29 | 22 | 29 | 22 |
| Alafan | - | - | - | 9 | - | 9 |
| Simeulue | 43 | 22 | 117 | 120 | 160 | 142 |

Lanjutan Tabel/*Continued Table 4.1.6*

| Kecamatan Subdistrict | Murid/Pupils | | | | | |
|--------------------------|---------------|------------|----------------|------------|--------------|--------------|
| | Negeri/Public | | Swasta/Private | | Jumlah/Total | |
| | 2019/2020 | 2020/2021 | 2019/2020 | 2020/2021 | 2019/2020 | 2020/2021 |
| (1) | (14) | (15) | (16) | (17) | (18) | (19) |
| Teupah Selatan | - | - | 58 | 44 | 58 | 44 |
| Simeulue Timur | 287 | 333 | 412 | 404 | 699 | 737 |
| Teupah Barat | - | - | 104 | 100 | 104 | 100 |
| Teupah Tengah | - | - | - | - | - | 0 |
| Simeulue Tengah | 133 | 126 | - | - | 133 | 126 |
| Teluk Dalam | - | - | 80 | 37 | 80 | 37 |
| Simeulue Cut | - | - | - | - | - | - |
| Salang | - | - | 206 | 108 | 206 | 108 |
| Simeulue Barat | - | - | 196 | 100 | 196 | 100 |
| Alafan | - | - | - | 51 | - | 51 |
| Simeulue | 420 | 459 | 1 056 | 844 | 1 476 | 1 303 |

Catatan/Note: ...

Sumber/Source: 2019/2020 - Kementerian Agama, EMIS, data semester ganjillaporan sampai dengan 15 Maret 2020/ Ministry of Religious Affairs, EMIS, odd semester report data up to March 15th, 2020
2020/2021 - Kementerian Agama Kabupaten Simeulue/Ministry of Religious Affairs of Simeulue Regency

Tabel
Table 4.1.7

Jumlah Sekolah, Guru, dan Murid Sekolah Menengah Atas (SMA) di Bawah Kementerian Pendidikan dan Kebudayaan Menurut Kecamatan di Kabupaten Simeulue, 2019/2020 dan 2020/2021
Number of Schools, Teachers, and Pupils in Senior High Schools Under The Ministry of Education and Culture by Subdistrict in Simeulue Regency, 2019/2020 and 2020/2021

| Kecamatan Subdistrict | Sekolah/Schools | | | | | |
|--------------------------|-----------------|-----------|----------------|------------|--------------|-----------|
| | Negeri/Public | | Swasta/Private | | Jumlah/Total | |
| | 2019/2020 | 2020/2021 | 2019/2020 | 2020/2021 | 2019/2020 | 2020/2021 |
| (1) | (2) | (3) | (4) | (5) | (6) | (7) |
| Teupah Selatan | 4 | 4 | ... | ... | 4 | 4 |
| Simeulue Timur | 3 | 3 | ... | ... | 3 | 3 |
| Teupah Barat | 2 | 2 | ... | ... | 2 | 2 |
| Teupah Tengah | 1 | 1 | ... | ... | 1 | 1 |
| Simeulue Tengah | 3 | 3 | ... | ... | 3 | 3 |
| Teluk Dalam | 2 | 2 | ... | ... | 2 | 2 |
| Simeulue Cut | 1 | 1 | ... | ... | 1 | 1 |
| Salang | 2 | 2 | ... | ... | 2 | 2 |
| Simeulue Barat | 5 | 5 | ... | ... | 5 | 5 |
| Alafan | 2 | 2 | ... | ... | 2 | 2 |
| Simeulue | 25 | 25 | ... | ... | 25 | 25 |

Lanjutan Tabel/*Continued Table 4.1.7*

| Kecamatan Subdistrict | Guru ¹ /Teachers ¹ | | | | | |
|--------------------------|--|------------|----------------|------------|--------------|------------|
| | Negeri/Public | | Swasta/Private | | Jumlah/Total | |
| | 2019/2020 | 2020/2021 | 2019/2020 | 2020/2021 | 2019/2020 | 2020/2021 |
| (1) | (8) | (9) | (10) | (11) | (12) | (13) |
| Teupah Selatan | 49 | 66 | ... | ... | 49 | 66 |
| Simeulue Timur | 76 | 79 | ... | ... | 76 | 79 |
| Teupah Barat | 28 | 41 | ... | ... | 28 | 41 |
| Teupah Tengah | 15 | 18 | ... | ... | 15 | 18 |
| Simeulue Tengah | 50 | 57 | ... | ... | 50 | 57 |
| Teluk Dalam | 35 | 38 | ... | ... | 35 | 38 |
| Simeulue Cut | 24 | 25 | ... | ... | 24 | 25 |
| Salang | 39 | 45 | ... | ... | 39 | 45 |
| Simeulue Barat | 80 | 82 | ... | ... | 80 | 82 |
| Alafan | 28 | 35 | ... | ... | 28 | 35 |
| Simeulue | 424 | 486 | ... | ... | 424 | 486 |

Lanjutan Tabel/Continued Table 4.1.7

| Kecamatan Subdistrict | Murid/Pupils | | | | | |
|--------------------------|---------------|--------------|----------------|------------|--------------|--------------|
| | Negeri/Public | | Swasta/Private | | Jumlah/Total | |
| | 2019/2020 | 2020/2021 | 2019/2020 | 2020/2021 | 2019/2020 | 2020/2021 |
| (1) | (14) | (15) | (16) | (17) | (18) | (19) |
| Teupah Selatan | 437 | 412 | ... | ... | 437 | 412 |
| Simeulue Timur | 878 | 817 | ... | ... | 878 | 817 |
| Teupah Barat | 323 | 344 | ... | ... | 323 | 344 |
| Teupah Tengah | 76 | 85 | ... | ... | 76 | 85 |
| Simeulue Tengah | 367 | 352 | ... | ... | 367 | 352 |
| Teluk Dalam | 202 | 214 | ... | ... | 202 | 214 |
| Simeulue Cut | 153 | 165 | ... | ... | 153 | 165 |
| Salang | 382 | 417 | ... | ... | 382 | 417 |
| Simeulue Barat | 503 | 551 | ... | ... | 503 | 551 |
| Alafan | 234 | 242 | ... | ... | 234 | 242 |
| Simeulue | 3 555 | 3 599 | ... | ... | 3 555 | 3 599 |

Catatan/Note: ¹ Jumlah guru termasuk kepala sekolah dan guru/The total of teachers including headmaster and teacher

Sumber/Source: Kementerian Pendidikan dan Kebudayaan, Data Semester Ganjil/Ministry of Educations and Culture, Odd Semester Data

Tabel
Table 4.1.8

Jumlah Sekolah, Guru, dan Murid Sekolah Menengah Kejuruan (SMK) di Bawah Kementerian Pendidikan dan Kebudayaan Menurut Kecamatan di Kabupaten Simeulue, 2019/2020 dan 2020/2021
Number of Schools, Teachers, and Pupils in Vocational High Schools Under The Ministry of Education and Culture by Subdistrict in Simeulue Regency, 2019/2020 and 2020/2021

| Kecamatan Subdistrict | Sekolah/Schools | | | | | |
|--------------------------|-----------------|-----------|----------------|------------|--------------|-----------|
| | Negeri/Public | | Swasta/Private | | Jumlah/Total | |
| | 2019/2020 | 2020/2021 | 2019/2020 | 2020/2021 | 2019/2020 | 2020/2021 |
| (1) | (2) | (3) | (4) | (5) | (6) | (7) |
| Teupah Selatan | 1 | 1 | ... | ... | 1 | 1 |
| Simeulue Timur | 3 | 3 | ... | ... | 3 | 3 |
| Teupah Barat | - | - | ... | ... | - | - |
| Teupah Tengah | 1 | 1 | ... | ... | 1 | 1 |
| Simeulue Tengah | - | - | ... | ... | - | - |
| Teluk Dalam | - | - | ... | ... | - | - |
| Simeulue Cut | 1 | 1 | ... | ... | 1 | 1 |
| Salang | 1 | 1 | ... | ... | 1 | 1 |
| Simeulue Barat | 1 | 1 | ... | ... | 1 | 1 |
| Alafan | - | - | ... | ... | - | - |
| Simeulue | 8 | 8 | ... | ... | 8 | 8 |

Lanjutan Tabel/Continued Table 4.1.8

| Kecamatan Subdistrict | Guru ¹ /Teachers ¹ | | | | | |
|--------------------------|--|------------|----------------|------------|--------------|------------|
| | Negeri/Public | | Swasta/Private | | Jumlah/Total | |
| | 2019/2020 | 2020/2021 | 2019/2020 | 2020/2021 | 2019/2020 | 2020/2021 |
| (1) | (8) | (9) | (10) | (11) | (12) | (13) |
| Teupah Selatan | 9 | 13 | ... | ... | 9 | 13 |
| Simeulue Timur | 77 | 86 | ... | ... | 77 | 86 |
| Teupah Barat | - | - | ... | ... | - | - |
| Teupah Tengah | 15 | 15 | ... | ... | 15 | 15 |
| Simeulue Tengah | - | - | ... | ... | - | - |
| Teluk Dalam | - | - | ... | ... | - | - |
| Simeulue Cut | 24 | 20 | ... | ... | 24 | 20 |
| Salang | 12 | 17 | ... | ... | 12 | 17 |
| Simeulue Barat | 7 | 16 | ... | ... | 7 | 16 |
| Alafan | - | - | ... | ... | - | - |
| Simeulue | 144 | 167 | ... | ... | 144 | 167 |

Lanjutan Tabel/*Continued Table 4.1.8*

| Kecamatan Subdistrict | Murid/Pupils | | | | | |
|--------------------------|---------------|--------------|----------------|------------|--------------|--------------|
| | Negeri/Public | | Swasta/Private | | Jumlah/Total | |
| | 2019/2020 | 2020/2021 | 2019/2020 | 2020/2021 | 2019/2020 | 2020/2021 |
| (1) | (14) | (15) | (16) | (17) | (18) | (19) |
| Teupah Selatan | 25 | 28 | ... | ... | 25 | 28 |
| Simeulue Timur | 821 | 893 | ... | ... | 821 | 893 |
| Teupah Barat | - | - | ... | ... | - | - |
| Teupah Tengah | 31 | 18 | ... | ... | 31 | 18 |
| Simeulue Tengah | - | - | ... | ... | - | - |
| Teluk Dalam | - | - | ... | ... | - | - |
| Simeulue Cut | 37 | 33 | ... | ... | 37 | 33 |
| Salang | 29 | 19 | ... | ... | 29 | 19 |
| Simeulue Barat | 54 | 44 | ... | ... | 54 | 44 |
| Alafan | - | - | ... | ... | - | - |
| Simeulue | 997 | 1 035 | ... | ... | 997 | 1 035 |

Catatan/Note: ¹ Jumlah guru termasuk kepala sekolah dan guru/*The total of teachers including headmaster and teacher*

Sumber/Source: Kementerian Pendidikan dan Kebudayaan, Data Semester Ganjil/*Ministry of Educations and Culture, Odd Semester Data*

Tabel
Table 4.1.9

Jumlah Sekolah, Guru, dan Murid Madrasah Aliyah (MA) di Bawah Kementerian Agama Menurut Kecamatan di Kabupaten Simeulue, 2019/2020 dan 2020/2021
Number of Schools, Teachers, and Pupils in Madrasah Aliyah (MA) Under the Ministry of Religious Affairs by Subdistrict in Simeulue Regency, 2019/2020 and 2020/2021

| Kecamatan Subdistrict | Sekolah/Schools | | | | | |
|--------------------------|-----------------|-----------|----------------|-----------|--------------|-----------|
| | Negeri/Public | | Swasta/Private | | Jumlah/Total | |
| | 2018/2019 | 2019/2020 | 2018/2019 | 2019/2020 | 2018/2019 | 2019/2020 |
| (1) | (2) | (3) | (4) | (5) | (6) | (7) |
| Teupah Selatan | - | - | 1 | 1 | 1 | 1 |
| Simeulue Timur | 1 | 1 | 3 | 3 | 4 | 3 |
| Teupah Barat | - | - | - | - | - | - |
| Teupah Tengah | - | - | - | - | - | - |
| Simeulue Tengah | - | - | - | - | - | - |
| Teluk Dalam | - | - | - | - | - | - |
| Simeulue Cut | - | - | - | - | - | - |
| Salang | - | - | 1 | - | 1 | - |
| Simeulue Barat | - | - | 1 | 1 | 1 | 1 |
| Alafan | - | - | - | - | - | - |
| Simeulue | 1 | 1 | 6 | 5 | 7 | 6 |

Lanjutan Tabel/*Continued Table* 4.1.9

| Kecamatan Subdistrict | Guru ¹ /Teachers ¹ | | | | | |
|--------------------------|--|-----------|----------------|-----------|--------------|-----------|
| | Negeri/Public | | Swasta/Private | | Jumlah/Total | |
| | 2018/2019 | 2019/2020 | 2018/2019 | 2019/2020 | 2018/2019 | 2019/2020 |
| (1) | (8) | (9) | (10) | (11) | (12) | (13) |
| Teupah Selatan | - | - | 12 | 12 | 12 | 12 |
| Simeulue Timur | 33 | 8 | 25 | 38 | 58 | 46 |
| Teupah Barat | - | - | - | - | - | - |
| Teupah Tengah | - | - | - | - | - | - |
| Simeulue Tengah | - | - | - | - | - | - |
| Teluk Dalam | - | - | - | - | - | - |
| Simeulue Cut | - | - | - | - | - | - |
| Salang | - | - | 2 | - | 2 | - |
| Simeulue Barat | - | - | 9 | 11 | 9 | 11 |
| Alafan | - | - | - | - | - | - |
| Simeulue | 33 | 8 | 48 | 61 | 81 | 69 |

Lanjutan Tabel/Continued Table 4.1.9

| Kecamatan Subdistrict | Murid/Pupils | | | | | |
|--------------------------|---------------|------------|----------------|------------|--------------|------------|
| | Negeri/Public | | Swasta/Private | | Jumlah/Total | |
| | 2018/2019 | 2019/2020 | 2018/2019 | 2019/2020 | 2018/2019 | 2019/2020 |
| (1) | (14) | (15) | (16) | (17) | (18) | (19) |
| Teupah Selatan | - | - | 50 | 34 | 50 | 34 |
| Simeulue Timur | 130 | 125 | 173 | 215 | 303 | 340 |
| Teupah Barat | - | - | - | - | - | - |
| Teupah Tengah | - | - | - | - | - | - |
| Simeulue Tengah | - | - | - | - | - | - |
| Teluk Dalam | - | - | - | - | - | - |
| Simeulue Cut | - | - | - | - | - | - |
| Salang | - | - | 10 | - | 10 | - |
| Simeulue Barat | - | - | 30 | 32 | 30 | 32 |
| Alafan | - | - | - | - | - | - |
| Simeulue | 130 | 125 | 263 | 281 | 393 | 406 |

Catatan/Note: ...

Sumber/Source: 2019/2020 - Kementerian Agama, EMIS, data semester ganjillaporan sampai dengan 15 Maret 2020/ Ministry of Religious Affairs, EMIS, odd semester report data up to March 15th, 2020
2020/2021 - Kementerian Agama Kabupaten Simeulue/Ministry of Religious Affairs of Simeulue Regency

Tabel 4.1.10
Table

Jumlah Desa¹/Kelurahan yang Memiliki Fasilitas Sekolah Menurut Kecamatan dan Tingkat Pendidikan di Kabupaten Simeulue, 2014–2019
Number of Villages¹/Kelurahan Having Educational Facilities by Subdistrict and Educational Level in Simeulue Regency, 2014–2019

| Kecamatan Subdistrict | SD Primary School | | |
|--------------------------|----------------------|------------|------------|
| | 2018 | 2019 | 2020 |
| (1) | (2) | (3) | (4) |
| Teupah Selatan | 15 | 16 | 16 |
| Simeulue Timur | 15 | 15 | 15 |
| Teupah Barat | 14 | 14 | 14 |
| Teupah Tengah | 9 | 9 | 9 |
| Simeulue Tengah | 11 | 9 | 10 |
| Teluk Dalam | 10 | 10 | 10 |
| Simeulue Cut | 3 | 3 | 3 |
| Salang | 12 | 12 | 12 |
| Simeulue Barat | 14 | 14 | 14 |
| Alafan | 8 | 8 | 8 |
| Simeulue | 111 | 110 | 111 |

Lanjutan Tabel/*Continued Table 4.1.10*

| Kecamatan Subdistrict | SMP Lower Secondary Schools | | |
|--------------------------|--------------------------------|-----------|-----------|
| | 2018 | 2019 | 2020 |
| (1) | (5) | (6) | (7) |
| Teupah Selatan | 8 | 8 | 8 |
| Simeulue Timur | 8 | 8 | 8 |
| Teupah Barat | 6 | 6 | 6 |
| Teupah Tengah | 2 | 2 | 2 |
| Simeulue Tengah | 3 | 4 | 3 |
| Teluk Dalam | 4 | 4 | 5 |
| Simeulue Cut | 1 | 1 | 1 |
| Salang | 5 | 6 | 6 |
| Simeulue Barat | 10 | 10 | 10 |
| Alafan | 2 | 3 | 3 |
| Simeulue | 49 | 52 | 52 |

Lanjutan Tabel/*Continued Table* 4.1.10

| Kecamatan <i>Subdistrict</i> | SMA <i>Senior High School</i> | | |
|---------------------------------|----------------------------------|-----------|-----------|
| | 2018 | 2019 | 2020 |
| (1) | (8) | (9) | (10) |
| Teupah Selatan | 6 | 5 | 5 |
| Simeulue Timur | 4 | 4 | 4 |
| Teupah Barat | 2 | 2 | 2 |
| Teupah Tengah | 1 | 1 | 1 |
| Simeulue Tengah | 3 | 3 | 3 |
| Teluk Dalam | 2 | 2 | 2 |
| Simeulue Cut | 1 | 1 | 1 |
| Salang | 2 | 3 | 2 |
| Simeulue Barat | 6 | 6 | 6 |
| Alafan | 2 | 2 | 2 |
| Simeulue | 29 | 29 | 28 |

Lanjutan Tabel/*Continued Table 4.1.10*

| Kecamatan Subdistrict | SMK Vocational School | | |
|--------------------------|--------------------------|----------|----------|
| | 2018 | 2019 | 2020 |
| (1) | (11) | (12) | (13) |
| Teupah Selatan | 2 | 1 | 1 |
| Simeulue Timur | 2 | 2 | 3 |
| Teupah Barat | – | – | – |
| Teupah Tengah | 1 | 2 | 1 |
| Simeulue Tengah | – | – | – |
| Teluk Dalam | – | – | – |
| Simeulue Cut | 1 | 1 | 1 |
| Salang | 1 | 1 | 1 |
| Simeulue Barat | 1 | 1 | 1 |
| Alafan | – | – | – |
| Simeulue | 8 | 8 | 8 |

Lanjutan Tabel/*Continued Table* 4.1.10

| Kecamatan <i>Subdistrict</i> | Perguruan Tinggi <i>University</i> | | |
|---------------------------------|---------------------------------------|----------|----------|
| | 2018 | 2019 | 2020 |
| (1) | (14) | (15) | (16) |
| Teupah Selatan | – | – | – |
| Simeulue Timur | 1 | 1 | 1 |
| Teupah Barat | – | – | – |
| Teupah Tengah | – | – | – |
| Simeulue Tengah | – | – | – |
| Teluk Dalam | – | – | – |
| Simeulue Cut | – | – | – |
| Salang | – | – | – |
| Simeulue Barat | – | – | – |
| Alafan | – | – | – |
| Simeulue | 1 | 1 | 1 |

Catatan/*Note*: ¹ Desa pada tabel ini termasuk Unit Permukiman Transmigrasi (UPT) yang masih dibina oleh kementerian terkait dan nagari di Provinsi Sumatera Barat/*Villages in this table include Transmigration Settlement Unit which is still fostered by the relevant ministries and the nagari in the Province of Sumatera Barat*

Sumber/*Source*: BPS, Pendataan Potensi Desa (Podes)/ *BPS-Statistics Indonesia, Village Potential Data Collection*

Tabel
Table 4.1.11

Angka Partisipasi Murni (APM) dan Angka Partisipasi Kasar (APK) Menurut Jenjang Pendidikan di Kabupaten Simeulue, 2019 dan 2020
Net Participation Rates and Gross Participation Rates by Educational Level in Simeulue Regency, 2019 and 2020

| Jenjang Pendidikan Educational Level | Angka Partisipasi Murni (APM) Net Participation Rates | | Angka Partisipasi Kasar (APK) Gross Participation Rates | |
|--|--|------|--|------|
| | 2019 | 2020 | 2019 | 2020 |
| (1) | (2) | (3) | (4) | (5) |
| SD/MI/Sederajat Primary School | 99,57 | | 112,40 | |
| SMP/MTs/ Sederajat Lower Secondary School | 88,72 | | 91,84 | |
| SMA/SMK/MA/Sederajat Upper Secondary School | 81,02 | | 101,29 | |

Catatan/Note: ...

Sumber/Source: BPS, Survei Sosial Ekonomi Nasional (Susenas)/BPS-Statistics Indonesia, National Socioeconomic Survey

Tabel
Table 4.1.12

Persentase Penduduk Berumur 15 Tahun ke Atas yang Melek Huruf Menurut Kelompok Umur di Kabupaten Simeulue, 2019 dan 2020
Percentage of Literate People Aged 15 Years and Over by Age Group in Simeulue Regency, 2019 and 2020

| Kelompok Umur <i>Age Group</i> | 2019 | 2020 |
|--|---------------|---------------|
| (1) | (2) | (3) |
| 15–19 | 100,00 | 100,00 |
| 20–24 | 100,00 | 100,00 |
| 25–29 | 100,00 | 100,00 |
| 30–34 | 100,00 | 99,57 |
| 35–39 | 100,00 | 100,00 |
| 40–44 | 100,00 | 100,00 |
| 45–49 | 100,00 | 100,00 |
| 50+ | 96,53 | 94,87 |
| Jumlah/Total | 99,25 | 98,80 |
| 15–24 | 100,00 | 100,00 |
| 15–44 | 100,00 | 99,92 |
| 15+ | 99,25 | 98,80 |
| 45+ | 97,49 | 96,32 |

Catatan/Note: ...

Sumber/Source: BPS, Survei Sosial Ekonomi Nasional (Susenas)/BPS-Statistics Indonesia, National Socioeconomic Survey

Tabel 4.1.13 Jumlah Sekolah, Murid, Guru, Rasio Murid-Guru, dan Rasio Guru-Sekolah Sekolah Dasar (SD) Menurut Kecamatan di Kabupaten Simeulue, 2019
Number of Schools, Pupils, Teachers, Student-Teacher Ratio, and School-Teacher Ratio of Primary School by Subdistrict in Simeulue Regency, 2019

| Kecamatan Subdistrict | Sekolah Schools | Murid Pupils | Guru Teachers | Rasio Murid- Guru Student- Teacher Ratio | Rasio Guru- Sekolah Teacher-School Ratio |
|--------------------------|--------------------|-----------------|------------------|---|---|
| (1) | (2) | (3) | (4) | (5) | (6) |
| Teupah Selatan | 15 | 876 | 162 | 5.41 | 10.80 |
| Simeulue Timur | 19 | 2 883 | 283 | 10.19 | 14.89 |
| Teupah Barat | 14 | 885 | 145 | 6.10 | 10.35 |
| Teupah Tengah | 8 | 673 | 113 | 6.96 | 14.12 |
| Simeulue Tengah | 10 | 757 | 153 | 4.95 | 15.30 |
| Teluk Dalam | 10 | 581 | 102 | 5.70 | 10.20 |
| Simeulue Cut | 3 | 327 | 41 | 7.98 | 13.67 |
| Salang | 9 | 788 | 94 | 8.38 | 10.44 |
| Simeulue Barat | 18 | 1 379 | 199 | 6.93 | 10.6 |
| Alafan | 9 | 551 | 72 | 7.65 | 8.00 |
| Simeulue | 115 | 9 700 | 1 364 | 7.11 | 10.86 |

Catatan/Note:

Sumber/Source: Dinas Pendidikan Kabupaten Simeulue/ *Educations Services of Simeulue Regency*

Tabel 4.1.14
Table

Jumlah Sekolah, Murid, Guru, Rasio Murid-Guru, dan Rasio Guru-Sekolah Sekolah Menengah Pertama (SMP) Menurut Kecamatan di Kabupaten Simeulue, 2019
Number of Schools, Pupils, Teachers, Student-Teacher Ratio, and School-Teacher Ratio of Lower Secondary Schools by Subdistrict in Simeulue Regency, 2019

| Kecamatan Subdistrict | Sekolah Schools | Murid Pupils | Guru Teachers | Rasio Murid- Guru Student- Teacher Ratio | Rasio Guru- Sekolah Teacher-School Ratio |
|--------------------------|--------------------|-----------------|------------------|---|---|
| (1) | (2) | (3) | (4) | (5) | (6) |
| Teupah Selatan | 7 | 495 | 58 | 8,53 | 8,29 |
| Simeulue Timur | 10 | 1 196 | 116 | 10,31 | 11,60 |
| Teupah Barat | 5 | 401 | 44 | 9,11 | 8,80 |
| Teupah Tengah | 2 | 278 | 25 | 11,12 | 12,50 |
| Simeulue Tengah | 3 | 300 | 40 | 7,50 | 13,33 |
| Teluk Dalam | 3 | 258 | 35 | 7,37 | 11,67 |
| Simeulue Cut | 1 | 154 | 21 | 7,33 | 21,00 |
| Salang | 4 | 495 | 62 | 7,98 | 15,50 |
| Simeulue Barat | 8 | 737 | 104 | 7,09 | 13,00 |
| Alafan | 3 | 279 | 27 | 10,33 | 9,00 |
| Simeulue | 46 | 4 593 | 532 | 8,63 | 11,57 |

Catatan/Note:

Sumber/Source: Dinas Pendidikan Kabupaten Simeulue/ *Educations Services of Simeulue Regency*

Tabel 4.1.15 Jumlah Taman Kanak-Kanak TK, Sekolah Dasar (SD), dan Sekolah Menengah Pertama (SMP) Negeri/Swasta Dirinci per Kecamatan di Kabupaten Simeulue, 2019
Number of state and private kindergarden, elementary Schools, dan Lower Secondary Schoolss by Subdistrict in Simeulue Regency, 2019

| Kecamatan Subdistrict | PAUD | TK | SD | | SMP | |
|--------------------------|-----------|-----------|------------|----------|-----------|----------|
| | | | N/S | S/P | N/S | S/P |
| (1) | (2) | (3) | (4) | (5) | (6) | (7) |
| Teupah Selatan | 11 | 1 | 15 | 0 | 7 | 0 |
| Simeulue Timur | 20 | 12 | 18 | 1 | 8 | 2 |
| Teupah Barat | 6 | 3 | 14 | 0 | 5 | 0 |
| Teupah Tengah | 3 | 3 | 8 | 0 | 2 | 0 |
| Simeulue Tengah | 4 | 6 | 10 | 0 | 3 | 0 |
| Teluk Dalam | 7 | 5 | 10 | 0 | 3 | 0 |
| Simeulue Cut | 5 | 2 | 3 | 0 | 1 | 0 |
| Salang | 9 | 8 | 9 | 0 | 4 | 0 |
| Simeulue Barat | 7 | 10 | 18 | 0 | 8 | 0 |
| Alafan | 10 | 2 | 9 | 0 | 3 | 0 |
| Simeulue | 82 | 52 | 114 | 1 | 44 | 2 |

Catatan/Note:

Sumber/Source: Dinas Pendidikan Kabupaten Simeulue/ Educations Services of Simeulue Regency

Tabel 4.1.16
Table

Jumlah Murid Taman Kanak-Kanak TK, Sekolah Dasar (SD), dan Sekolah Menengah Pertama (SMP) Negeri/Swasta Dirinci per Kecamatan di Kabupaten Simeulue, 2019
Number of Student of state and private kindergarden, elementary Schools, dan Lower Secondary Schools by Subdistrict in Simeulue Regency, 2019

| Kecamatan Subdistrict | PAUD | TK | SD | | SMP | |
|--------------------------|--------------|--------------|--------------|------------|--------------|------------|
| | | | N/S | S/P | N/S | S/P |
| (1) | (2) | (3) | (4) | (5) | (6) | (7) |
| Teupah Selatan | 122 | 74 | 876 | 0 | 495 | 0 |
| Simeulue Timur | 362 | 630 | 2 778 | 105 | 1 024 | 172 |
| Teupah Barat | 89 | 138 | 885 | 0 | 401 | 0 |
| Teupah Tengah | 43 | 107 | 673 | 0 | 278 | 0 |
| Simeulue Tengah | 239 | 121 | 757 | 0 | 300 | 0 |
| Teluk Dalam | 112 | 155 | 581 | 0 | 258 | 0 |
| Simeulue Cut | 102 | 72 | 327 | 0 | 154 | 0 |
| Salang | 124 | 275 | 788 | 0 | 495 | 0 |
| Simeulue Barat | 273 | 244 | 1 379 | 0 | 737 | 0 |
| Alafan | 152 | 104 | 551 | 0 | 279 | 0 |
| Simeulue | 1 618 | 1 920 | 9 595 | 105 | 4 421 | 172 |

Catatan/Note:

Sumber/Source: Dinas Pendidikan Kabupaten Simeulue/ Educations Services of Simeulue Regency

Tabel 4.1.17 Jumlah Peserta Pendidikan Paket A, B, dan C Dirinci per Kecamatan di Kabupaten Simeulue, 2019
Table *Number of Participant Education Package A, B, and C by Subdistrict in Simeulue Regency, 2019*

| Kecamatan Subdistrict | Paket A Package A | | Paket B Package B | | Paket C Package C | |
|--------------------------|----------------------|---------------------|----------------------|---------------------|----------------------|---------------------|
| | Laki-Laki Male | Perempuan Female | Laki-Laki Male | Perempuan Female | Laki-Laki Male | Perempuan Female |
| (1) | (2) | (3) | (4) | (5) | (6) | (7) |
| Teupah Selatan | 0 | 0 | 21 | 9 | 105 | 43 |
| Simeulue Timur | 15 | 10 | 72 | 28 | 40 | 17 |
| Teupah Barat | 0 | 0 | 22 | 6 | 21 | 14 |
| Teupah Tengah | 0 | 0 | 0 | 0 | 0 | 0 |
| Simeulue Tengah | 0 | 0 | 12 | 8 | 28 | 5 |
| Teluk Dalam | 4 | 2 | 15 | 13 | 74 | 34 |
| Simeulue Cut | 0 | 0 | 0 | 0 | 0 | 0 |
| Salang | 0 | 0 | 0 | 0 | 0 | 0 |
| Simeulue Barat | 0 | 0 | 0 | 0 | 0 | 0 |
| Alafan | 0 | 0 | 62 | 35 | 76 | 28 |
| Simeulue | 19 | 12 | 204 | 99 | 344 | 141 |

Catatan/Note:

Sumber/Source: Dinas Pendidikan Kabupaten Simeulue/ Educations Services of Simeulue Regency

Tabel 4.1.18 Jumlah Dana Biaya Operasional Sekolah (BOS) yang telah disalurkan Dirinci per Kecamatan di Kabupaten Simeulue, 2019 (Juta Rupiah)
Number of School Operational Cost Fund have been distributed by Subdistrict in Simeulue Regency, 2019 (Million Rupiah)

| Kecamatan Subdistrict | Sekolah Dasar Primary School | Sekolah Menengah Pertama Lower Secondary Schools |
|--------------------------|---------------------------------|---|
| (1) | (2) | (3) |
| Teupah Selatan | 788,64 | 522,40 |
| Simeulue Timur | 2 275,04 | 1 187,20 |
| Teupah Barat | 856,32 | 456,80 |
| Teupah Tengah | 561,92 | 275,60 |
| Simeulue Tengah | 642,88 | 321,40 |
| Teluk Dalam | 547,52 | 260,60 |
| Simeulue Cut | 251,04 | 161,20 |
| Salang | 628,32 | 487,20 |
| Simeulue Barat | 1 195,20 | 773,40 |
| Alafan | 524,96 | 310,80 |
| Simeulue | 8 271,84 | 4 756,60 |

Catatan/Note:

Sumber/Source: Dinas Pendidikan Kabupaten Simeulue/ *Educations Services of Simeulue Regency*

Tabel 4.1.19 Jumlah Dana Biaya Operasional Sekolah (BOS) yang telah disalurkan Dirinci per Kecamatan di Kabupaten Simeulue, 2020 (Juta Rupiah)
Number of School Operational Cost Fund have been distributed by Subdistrict in Simeulue Regency, 2019 (Million Rupiah)

| Kecamatan Subdistrict | Sekolah Menengah Atas Upper Secondary Schools | Sekolah Menengah Kejuruan Vocational School |
|--------------------------|--|--|
| (1) | (2) | (3) |
| Teupah Selatan | 773,40 | 100,92 |
| Simeulue Timur | 1 251,00 | 1 354,56 |
| Teupah Barat | 603,00 | 0,00 |
| Teupah Tengah | 174,90 | 99,52 |
| Simeulue Tengah | 675,00 | 0,00 |
| Teluk Dalam | 417,30 | 0,00 |
| Simeulue Cut | 289,50 | 113,92 |
| Salang | 684,30 | 98,24 |
| Simeulue Barat | 1 045,65 | 139,36 |
| Alafan | 460,50 | 0,00 |
| Simeulue | 6 374,55 | 1 906,52 |

Catatan/Note:

Sumber/Source: Cabang Dinas Pendidikan Aceh Wilayah Kabupaten Simeulue/ Aceh Education Office Branch of Simeulue Regency

Lanjutan Tabel/*Continued Table* 4.1.19

| Kecamatan Subdistrict | Sekolah Luar Biasa Special Schools |
|----------------------------------|---|
| (1) | (2) |
| Teupah Selatan | 0,00 |
| Simeulue Timur | 120,00 |
| Teupah Barat | 0,00 |
| Teupah Tengah | 0,00 |
| Simeulue Tengah | 0,00 |
| Teluk Dalam | 0,00 |
| Simeulue Cut | 0,00 |
| Salang | 0,00 |
| Simeulue Barat | 0,00 |
| Alafan | 0,00 |
| Simeulue | 120,00 |

Catatan/*Note:*

Sumber/*Source:* Cabang Dinas Pendidikan Aceh Wilayah Kabupaten Simeulue/ Aceh Education Office Branch of Simeulue Regency

Tabel 4.1.20 **Jumlah Taman Pendidikan Al Qur'an (TPA) dan Majelis Ta'lim Menurut Kecamatan di Kabupaten Simeulue, 2020**
Table **Number of Educational Quran and Religious Assemblies by Subdistrict in Simeulue Regency, 2020**

| Kecamatan Subdistrict | TPA | Pasantren | Majelis Ta'lim |
|--------------------------|------------|-----------|----------------|
| (1) | (2) | (3) | (4) |
| Teupah Selatan | 28 | 2 | 1 |
| Simeulue Timur | 43 | 7 | 1 |
| Teupah Barat | 32 | 1 | 1 |
| Teupah Tengah | 18 | 0 | 1 |
| Simeulue Tengah | 17 | 2 | 1 |
| Teluk Dalam | 16 | 0 | 1 |
| Simeulue Cut | 8 | 0 | 1 |
| Salang | 35 | 0 | 1 |
| Simeulue Barat | 53 | 1 | 1 |
| Alafan | 16 | 0 | 1 |
| Simeulue | 266 | 13 | 10 |

Catatan/Note:

Sumber/Source: Dinas Syar'yah Islam dan Pendidikan Dayah Kabupaten Simeulue/ Department of Syar'yah Islam and Dayah Education of Simeulue Regency

4.2 KESEHATAN HEALTH

Tabel 4.2.1 **Jumlah Desa¹/Kelurahan Yang Memiliki Sarana Kesehatan Menurut Kecamatan di Kabupaten Simeulue, 2018–2020**
Table 4.2.1 **Number of Villages¹/Kelurahan Having Health Facilities by Subdistrict in Simeulue Regency, 2018–2020**

| Kecamatan Subdistrict | Rumah Sakit Hospital | | |
|--------------------------|-------------------------|----------|----------|
| | 2018 | 2019 | 2020 |
| (1) | (2) | (3) | (4) |
| Teupah Selatan | – | – | – |
| Simeulue Timur | 1 | 1 | 1 |
| Teupah Barat | – | – | – |
| Teupah Tengah | – | – | – |
| Simeulue Tengah | – | – | – |
| Teluk Dalam | – | – | – |
| Simeulue Cut | – | – | – |
| Salang | – | – | – |
| Simeulue Barat | – | – | – |
| Alafan | – | – | – |
| Simeulue | 1 | 1 | 1 |

Lanjutan Tabel/*Continued Table 4.2.1*

| Kecamatan <i>Subdistrict</i> | Rumah Sakit Bersalin <i>Maternity Hospital</i> | | |
|---------------------------------|---|------|------|
| | 2018 | 2019 | 2020 |
| (1) | (5) | (6) | (7) |
| Teupah Selatan | – | – | – |
| Simeulue Timur | – | – | – |
| Teupah Barat | – | – | – |
| Teupah Tengah | – | – | – |
| Simeulue Tengah | – | – | – |
| Teluk Dalam | – | – | – |
| Simeulue Cut | – | – | – |
| Salang | – | – | – |
| Simeulue Barat | – | – | – |
| Alafan | – | – | – |
| Simeulue | – | – | – |

Lanjutan Tabel/*Continued Table 4.2.1*

| Kecamatan <i>Subdistrict</i> | Poliklinik <i>Polyclinic</i> | | |
|---------------------------------|---------------------------------|----------|----------|
| | 2018 | 2019 | 2020 |
| (1) | (8) | (9) | (10) |
| Teupah Selatan | 2 | – | – |
| Simeulue Timur | 2 | 1 | 1 |
| Teupah Barat | - | – | – |
| Teupah Tengah | - | – | – |
| Simeulue Tengah | 1 | – | – |
| Teluk Dalam | - | – | – |
| Simeulue Cut | - | – | – |
| Salang | - | 1 | – |
| Simeulue Barat | - | – | – |
| Alafan | - | – | – |
| Simeulue | 5 | 2 | 1 |

Lanjutan Tabel/Continued Table 4.2.1

| Kecamatan Subdistrict | Puskesmas Public Health Center | | |
|--------------------------|-----------------------------------|-----------|-----------|
| | 2018 | 2019 | 2020 |
| (1) | (11) | (12) | (13) |
| Teupah Selatan | 1 | 1 | 1 |
| Simeulue Timur | 2 | 2 | 2 |
| Teupah Barat | 1 | – | 1 |
| Teupah Tengah | 1 | 1 | 2 |
| Simeulue Tengah | 1 | 1 | 1 |
| Teluk Dalam | 2 | 2 | 2 |
| Simeulue Cut | 1 | 1 | 1 |
| Salang | 1 | 1 | 1 |
| Simeulue Barat | 4 | 3 | 2 |
| Alafan | 1 | 2 | 2 |
| Simeulue | 15 | 14 | 15 |

Lanjutan Tabel/*Continued Table* 4.2.1

| Kecamatan <i>Subdistrict</i> | Puskesmas Pembantu <i>Subsidiary of Public Health Center</i> | | |
|---------------------------------|---|-----------|-----------|
| | 2018 | 2019 | 2020 |
| (1) | (14) | (15) | (16) |
| Teupah Selatan | 16 | 4 | 6 |
| Simeulue Timur | 10 | 5 | 8 |
| Teupah Barat | 17 | 6 | 8 |
| Teupah Tengah | 11 | 3 | 7 |
| Simeulue Tengah | 13 | 4 | 7 |
| Teluk Dalam | 9 | 3 | 4 |
| Simeulue Cut | 8 | 2 | 2 |
| Salang | 14 | 5 | 6 |
| Simeulue Barat | 10 | 6 | 7 |
| Alafan | 7 | 3 | 5 |
| Simeulue | 115 | 41 | 60 |

Lanjutan Tabel/Continued Table 4.2.1

| Kecamatan Subdistrict | Apotek Pharmacy | | |
|--------------------------|--------------------|----------|----------|
| | 2018 | 2019 | 2020 |
| (1) | (17) | (18) | (19) |
| Teupah Selatan | - | - | - |
| Simeulue Timur | 4 | 6 | 6 |
| Teupah Barat | - | - | - |
| Teupah Tengah | - | - | - |
| Simeulue Tengah | - | 1 | 1 |
| Teluk Dalam | - | 1 | - |
| Simeulue Cut | - | - | - |
| Salang | - | - | - |
| Simeulue Barat | - | - | - |
| Alafan | - | - | - |
| Simeulue | 4 | 8 | 7 |

Catatan/Note: ¹ Desa pada tabel ini termasuk Unit Permukiman Transmigrasi (UPT) yang masih dibina oleh kementerian terkait dan nagari di Provinsi Sumatera Barat/Villages in this table include Transmigration Settlement Unit which is still fostered by the relevant ministries and the nagari in the Province of Sumatera Barat

Sumber/Source: BPS, Pendataan Potensi Desa (Podes)/BPS-Statistics Indonesia, Village Potential Data Collecting

Tabel 4.2.2
Table

Jumlah Tenaga Kesehatan Menurut Kecamatan di Kabupaten Simeulue, 2020
Number of Health Human Resources by Subdistrict in Simeulue Regency, 2020

| Kecamatan Subdistrict | Dokter ¹ Doctor ¹ | Dokter Gigi ² Dentist ² | Perawat Nurse | Bidan Midwife | Tenaga kefarmasian Pharmacist |
|--------------------------|--|--|------------------|------------------|-------------------------------------|
| (1) | (2) | (3) | (4) | (5) | (6) |
| Teupah Selatan | ... | ... | ... | ... | ... |
| Simeulue Timur | ... | ... | ... | ... | ... |
| Teupah Barat | ... | ... | ... | ... | ... |
| Teupah Tengah | ... | ... | ... | ... | ... |
| Simeulue Tengah | ... | ... | ... | ... | ... |
| Teluk Dalam | ... | ... | ... | ... | ... |
| Simeulue Cut | ... | ... | ... | ... | ... |
| Salang | ... | ... | ... | ... | ... |
| Simeulue Barat | ... | ... | ... | ... | ... |
| Alafan | ... | ... | ... | ... | ... |
| Simeulue | ... | ... | ... | ... | ... |

Lanjutan Tabel/Continued Table 4.2.2

| Kecamatan Subdistrict | Tenaga Kesehatan Masyarakat Public Health worker | Tenaga Kesehatan Lingkungan Enviromental Health Worker | Tenaga Gizi Nutritionist | Ahli Teknologi Laboratorium Medik Medical Laboratory Technician |
|--------------------------|--|--|-----------------------------|---|
| (1) | (7) | (8) | (9) | (10) |
| Teupah Selatan | ... | ... | ... | ... |
| Simeulue Timur | ... | ... | ... | ... |
| Teupah Barat | ... | ... | ... | ... |
| Teupah Tengah | ... | ... | ... | ... |
| Simeulue Tengah | ... | ... | ... | ... |
| Teluk Dalam | ... | ... | ... | ... |
| Simeulue Cut | ... | ... | ... | ... |
| Salang | ... | ... | ... | ... |
| Simeulue Barat | ... | ... | ... | ... |
| Alafan | ... | ... | ... | ... |
| Simeulue | ... | ... | ... | ... |

Catatan/Note: ¹ Dokter dalam tabel ini termasuk dokter spesialis (selain spesialis gigi) dan dokter umum/Doctor in this table include medical specialist (exclude dentist specialist) and general practitioner

² Dokter gigi dalam tabel ini termasuk dokter spesialis gigi dan dokter gigi/Doctor in this table include dentist dan dentist specialist

... = data tidak tersedia

Sumber/Source:

Tabel 4.2.3
Table

Jumlah Rumah Sakit Umum, Rumah Sakit Khusus, Puskesmas, Klinik Pratama, dan Posyandu Menurut Kecamatan di Kabupaten Simeulue, 2019 dan 2020
Number of General Hospital, Specialized Hospital, Public Health Center, Primary Clinic, and Integrated Health Post by Subdistrict in Simeulue Regency, 2019 and 2020

| Kecamatan Subdistrict | Rumah Sakit Umum General Hospital | | Rumah Sakit Khusus Specialized Hospital | |
|--------------------------|--------------------------------------|----------|--|----------|
| | 2019 | 2020 | 2019 | 2020 |
| (1) | (2) | (3) | (4) | (5) |
| Teupah Selatan | - | - | - | - |
| Simeulue Timur | 1 | 1 | - | - |
| Teupah Barat | - | - | - | - |
| Teupah Tengah | - | - | - | - |
| Simeulue Tengah | - | - | - | - |
| Teluk Dalam | - | - | - | - |
| Simeulue Cut | - | - | - | - |
| Salang | - | - | - | - |
| Simeulue Barat | - | - | - | - |
| Alafan | - | - | - | - |
| Simeulue | 1 | 1 | - | - |

Lanjutan Tabel/Continued Table 4.2.3

| Kecamatan Subdistrict | Puskesmas ¹ Public Health Center ¹ | | Polindes Village Maternity Cottage | |
|--------------------------|---|-----------|---------------------------------------|------------|
| | 2019 | 2020 | 2019 | 2020 |
| (1) | (6) | (7) | (8) | (9) |
| Teupah Selatan | 1 | 1 | 19 | 19 |
| Simeulue Timur | 2 | 2 | 11 | 11 |
| Teupah Barat | 1 | 1 | 17 | 17 |
| Teupah Tengah | 1 | 1 | 11 | 11 |
| Simeulue Tengah | 1 | 1 | 14 | 14 |
| Teluk Dalam | 2 | 2 | 10 | 10 |
| Simeulue Cut | 1 | 1 | 6 | 6 |
| Salang | 1 | 1 | 15 | 15 |
| Simeulue Barat | 2 | 2 | 16 | 16 |
| Alafan | 2 | 2 | 7 | 7 |
| Simeulue | 14 | 14 | 126 | 126 |

Lanjutan Tabel/*Continued Table* 4.2.3

| Kecamatan Subdistrict | Klinik / Balai Kesehatan Medical Clinic | | Posyandu Intregrated Health Post | |
|--------------------------|--|----------|-------------------------------------|------------|
| | 2019 | 2020 | 2019 | 2020 |
| (1) | (10) | (11) | (12) | (13) |
| Teupah Selatan | - | - | 19 | 19 |
| Simeulue Timur | 2 | 2 | 29 | 32 |
| Teupah Barat | - | - | 18 | 18 |
| Teupah Tengah | - | - | 17 | 17 |
| Simeulue Tengah | - | - | 17 | 17 |
| Teluk Dalam | - | - | 11 | 11 |
| Simeulue Cut | - | - | 8 | 8 |
| Salang | - | - | 16 | 16 |
| Simeulue Barat | - | - | 19 | 20 |
| Alafan | - | - | 10 | 10 |
| Simeulue | 2 | 2 | 164 | 168 |

Catatan/Note: ¹ Puskesmas yang teregistrasi/Registered Public Health Center

Sumber/Source: ...

Tabel 4.2.4 Jumlah Pasien yang Dirawat di Rumah Sakit Umum di Kabupaten Simeulue, 2020
Table 4.2.4 Number of Patient on Regency's Hospital in Simeulue Regency, 2020

| Bulan Month | Rawat Inap Inpatient | Rawat Jalan Outpatient | Jumlah Pasien Total of Patient |
|-------------------------|-------------------------|---------------------------|-----------------------------------|
| (1) | (2) | (3) | (4) |
| Januari January | 667 | 4 193 | 4 860 |
| Februari February | 590 | 3 602 | 4 192 |
| Maret March | 483 | 4 089 | 4 572 |
| April April | 395 | 2 315 | 2 710 |
| Mei May | 324 | 1 831 | 2 155 |
| Juni June | 539 | 3 047 | 3 586 |
| Juli July | 601 | 3 277 | 3 878 |
| Agustus August | 569 | 2 853 | 3 422 |
| September September | 300 | 1 719 | 2 019 |
| Oktober October | 317 | 1 673 | 1 990 |
| November November | 369 | 2 958 | 3 327 |
| Desember December | 463 | 3 432 | 3 895 |
| Jumlah Total | 5 617 | 34 989 | 40 606 |

Catatan/Note:

Sumber/Source: RSU Kabupten Simeulue/Regency's Hospital of Simeulue Regency

Tabel 4.2.5
Table

Diagnosa Penyakit Pada Rumah Sakit Umum di Kabupaten Simeulue, 2020
Disease Diagnosis on Regency's Hospital in Simeulue Regency, 2020

| NO | Rawat Inap <i>Inpatient</i> | | Rawat Jalan <i>Outpatient</i> | |
|-----|--------------------------------|------------------------|----------------------------------|------------------------|
| | Diagnosa <i>Diagnosis</i> | Jumlah <i>Total</i> | Diagnosa <i>Diagnosis</i> | Jumlah <i>Total</i> |
| (1) | (2) | (3) | (4) | (5) |
| 1 | Bayi baru lahir | 806 | Stroke Iskemik | 1 277 |
| 2 | Dispepsia | 114 | Dispepsia | 865 |
| 3 | Hipertensi | 133 | Hipertensi | 636 |
| 4 | Typoid | 191 | DM | 238 |
| 5 | Anemia | 78 | Vulnus | - |
| 6 | DM | 286 | ISPA | - |
| 7 | Gea | 99 | Typoid Fever | - |
| 8 | Pneumonia | 212 | Bronchitis | - |
| 9 | CHF | 150 | OBS. Febris | - |
| 10 | Vertigo | - | Gea | - |
| 11 | TB. Paru | 113 | Gastritis | - |
| 12 | LBP | 380 | CHF | 1 083 |
| 13 | BP | - | TB | - |
| 14 | Vomitus | 8 | Febris | - |
| 15 | Intra Crania Injury | - | PPOK | 1 203 |
| 16 | Stroke | 91 | Bronchitis Acute | - |
| 17 | Gastritis | - | Tonsilitis | - |
| 18 | Abdominal Pail | 4 | Vertigo | - |
| 19 | PPOK | 94 | LBP | 1 893 |
| 20 | OBS. Febris | - | Corpus Alienum | - |
| 21 | Abses | 61 | Unspecific Fiver | - |
| 22 | Lain-Lain | 2 805 | Lain-Lain | 27 794 |
| | Jumlah <i>Total</i> | 5 617 | Jumlah <i>Total</i> | 34 989 |

Catatan/Note:

Sumber/Source: RSU Kabupten Simeulue/Regency's Hospital of Simeulue Regency

Tabel 4.2.6 Jumlah Pegawai Rumah Sakit Umum di Kabupaten Simeulue, 2020
Table *Number of Employee on Regency's Hospital in Simeulue Regency, 2020*

| No | Pegawai | PNS | PTT/ Kontrak | Kontrak BLUD | Bakti | Jumlah/Total |
|----------|--------------------|-----|-----------------|-----------------|-------|--------------|
| (1) | (2) | (3) | (4) | (5) | (6) | (7) |
| A | Medis | | | | | |
| | Dokter Spesialis | 10 | 4 | - | - | 14 |
| | Dokter Umum | 1 | 11 | - | - | 12 |
| | Dokter Gigi | - | - | - | - | - |
| | Penata Anestesi | 1 | 3 | - | - | 4 |
| B | Keperawatan | | | | | |
| | Master Keperawatan | - | - | - | - | - |
| | Ners | 17 | 7 | - | 6 | 30 |
| | S1 Keperawatan | 1 | - | - | - | 1 |
| | Master Kesehatan | 7 | - | - | - | 7 |
| | D-IV Kebidanan | 12 | 6 | - | 7 | 25 |
| | D-IV Medical Bedah | 1 | - | - | - | 1 |
| | Akper | 59 | 55 | - | 42 | 156 |
| | Akbid | 21 | 20 | - | 31 | 72 |
| | AMKG | 4 | - | - | - | 4 |
| | Bidan | - | - | - | - | - |
| | SPK | 4 | - | - | - | 4 |
| | SPRG | 1 | - | - | - | 1 |

Lanjutan Tabel/*Continued Table* 4.2.6

| No | Pegawai | PNS | PTT/ Kontrak | Kontrak BLUD | Bakti | Jumlah/ <i>Total</i> |
|----------|------------------------|-----|-----------------|-----------------|-------|----------------------|
| (1) | (2) | (3) | (4) | (5) | (6) | (7) |
| C | Non Keperawatan | | | | | |
| | SKM | 35 | 9 | - | - | 44 |
| | Apoteker | 1 | 5 | - | 3 | 9 |
| | Sarjana Farmasi | - | 2 | - | - | 2 |
| | Sarjana Kesling | 1 | - | - | - | 1 |
| | Sarjana Gizi | 1 | 1 | - | 1 | 3 |
| | ATRO (Radiologi) | 11 | 3 | - | 2 | 17 |
| | AAK | 9 | 6 | - | 2 | 17 |
| | AAF | 4 | 6 | - | 4 | 14 |
| | AKZI (Gizi) | 1 | - | - | - | 1 |
| | AKFIS(Fisioterapi) | 8 | 7 | - | 4 | 19 |
| | AKL (Kesling) | 3 | 1 | - | - | 4 |
| | ATEM (Elektromagnetik) | 2 | - | - | - | 2 |
| | APIKES | - | 5 | - | - | 5 |
| | SAA | - | - | - | - | - |
| | SPPH | 1 | - | - | - | 1 |

Lanjutan Tabel/*Continued Table 4.2.6*

| No | Pegawai | PNS | PTT/ Kontrak | Kontrak BLUD | Bakti | Jumlah/ <i>Total</i> |
|----------|-------------------------|------------|-----------------|-----------------|------------|----------------------|
| (1) | (2) | (3) | (4) | (5) | (6) | (7) |
| D | Non Medis | | | | | |
| | SE | - | 3 | - | 1 | 4 |
| | SIP | - | - | - | - | - |
| | S-1 Psikologi | 7 | 2 | - | 1 | 10 |
| | S-1 Hukum | 1 | - | - | - | 1 |
| | S-1 Teknik Elektro | - | 1 | - | - | 1 |
| | S-1 Manajemen | 1 | 1 | - | - | 2 |
| | S-1 Komputer | - | 1 | - | - | 1 |
| | S-2 Komputer | - | - | 1 | - | 1 |
| | D-III AKutansi | 1 | - | - | - | 1 |
| | SMA | - | 84 | 3 | 1 | 88 |
| | MA | - | - | - | - | - |
| | STM | - | - | - | - | - |
| | SLTP | 1 | - | - | - | 1 |
| | SD | - | - | - | - | - |
| | Jumlah Total | 227 | 243 | 4 | 105 | 579 |

Catatan/*Note:*Sumber/*Source:* RSU Kabupten Simeulue/*Regency's Hospital of Simeulue Regency*

Tabel
Table 4.2.7

Jumlah Kamar (SAL) dan Tempat Tidur Pada Rumah Sakit Umum Kabupaten Simeulue, 2020
Number of Room and Bed on Regency's Hospital in Simeulue Regency, 2020

| Kecamatan <i>Subdistrict</i> | Jumlah Kamar (SAL) <i>Total of Room</i> | Jumlah Tempat Tidur <i>Total of Beds</i> |
|---------------------------------|--|---|
| (1) | (2) | (3) |
| R. Inap Kelas I | | 12 |
| R. Inap Penyakit Dalam | | 22 |
| R. Inap Anak | | 8 |
| R. Inap Obgyn | | 12 |
| R. Inap Bedah | | 14 |
| R. Inap Perinatologi | | 7 |
| R. Inap Icu | | 7 |
| R. Jiwa | | 5 |
| R. Inap Neurologi | | 8 |
| R. Infeksi | | 12 |
| Jumlah | | 107 |

Catatan/Note:

Sumber/Source: Dinas Kesehatan Kabupaten Simeulue/ Health Service of Simeulue Regency

Tabel 4.2.8 Jumlah Kamar Rawatan Pada Puskesmas Kabupaten Simeulue, 2020
Table *Number of Maintainability Beds on Puskesmas in Simeulue Regency, 2020*

| Kecamatan Subdistrict | Jumlah Kamar (SAL) Total of Room |
|--------------------------|-------------------------------------|
| (1) | (2) |
| Teupah Selatan | 3 |
| Simeulue Timur | 3 |
| Teupah Barat | 3 |
| Teupah Tengah | 3 |
| Simeulue Tengah | 3 |
| Teluk Dalam | 3 |
| Simeulue Cut | 3 |
| Salang | 3 |
| Simeulue Barat | 3 |
| Alafan | 3 |
| Simeulue | 30 |

Catatan/Note:

Sumber/Source: Dinas Kesehatan Kabupaten Simeulue/ Health Service of Simeulue Regency

Tabel 4.2.9
Table

Jumlah Penderita Penyakit Menular di Kabupaten Simeulue, 2020
Number of Patients with Infectious Diseases in Simeulue Regency, 2020

| Kecamatan Subdistrict | Malaria | TB Paru | DBD | Kusta | HIV/AIDS |
|-----------------------|----------|------------|-----------|----------|----------|
| (1) | (2) | (3) | (4) | (5) | (6) |
| Teupah Selatan | 0 | 1 | 0 | 0 | |
| Simeulue Timur | 0 | 36 | 4 | 0 | |
| Teupah Barat | 0 | 10 | 0 | 0 | |
| Teupah Tengah | 0 | 75 | 0 | 0 | |
| Simeulue Tengah | 0 | 51 | 0 | 6 | |
| Teluk Dalam | 0 | 26 | 0 | 0 | |
| Simeulue Cut | 0 | 13 | 0 | 0 | |
| Salang | 0 | 33 | 0 | 0 | |
| Simeulue Barat | 0 | 26 | 0 | 0 | |
| Alafan | 0 | 9 | 0 | 0 | |
| Simeulue | 0 | 280 | 17 | 4 | 2 |

Catatan/Note:

Sumber/Source: Dinas Kesehatan Kabupaten Simeulue/ Health Service of Simeulue Regency

Tabel 4.2.10 Jumlah Angka Kematian Ibu, Kunjungan Bayi, Bayi Lahir Hidup, dan Balita Dirinci Menurut Kecamatan di Kabupaten Simeulue, 2020
Table 4.2.10 Number of Maternal Mortality Rate, Visits Babies, Children Born Alive, and Baby Under Five Years by Sub-District in Simeulue Regency, 2020

| Kecamatan Subdistrict | Angka Kematian Ibu Maternal Mortality Rate | Kunjungan Bayi Visits Babies | Bayi Lahir Hidup Children Born Alive | Balita Baby Under Five Years |
|--------------------------|---|------------------------------------|--|------------------------------------|
| (1) | (2) | (3) | (4) | (5) |
| Teupah Selatan | 0 | 151 | 156 | 483 |
| Simeulue Timur | 0 | 437 | 443 | 676 |
| Teupah Barat | 1 | 111 | 111 | 130 |
| Teupah Tengah | 0 | 90 | 90 | 171 |
| Simeulue Tengah | 0 | 122 | 123 | 145 |
| Teluk Dalam | 0 | 86 | 87 | 117 |
| Simeulue Cut | 0 | 51 | 51 | 113 |
| Salang | 2 | 176 | 181 | 142 |
| Simeulue Barat | 1 | 187 | 189 | 515 |
| Alafan | 0 | 100 | 92 | 240 |
| Simeulue | 4 | 1 511 | 1 523 | 2 732 |

Catatan/Note:

Sumber/Source: Dinas Kesehatan Kabupaten Simeulue/ Health Service of Simeulue Regency

Tabel 4.2.11
Table

Jumlah Balita Gizi Buruk, Balita Gizi Kurang, dan Ibu Hamil (Kekurangan Energi Kronis) Dirinci Menurut Kecamatan di Kabupaten Simeulue, 2020
Number of Toddlers malnutrition Less Toddler Nutrition and Pregnancy (Chronic Energy Deficiency) in Simeulue Regency, 2020

| Kecamatan Subdistrict | Balita Baby Under Five Year | | Ibu Hamil Pregnant Mother |
|--------------------------|--------------------------------|-------------------------------|------------------------------|
| | Gizi Buruk Malnutrition | Gizi Kurang Nutrition Less | Gizi Buruk Malnutrition |
| (1) | (2) | (3) | (4) |
| Teupah Selatan | 0 | 109 | 30 |
| Simeulue Timur | 0 | 271 | 37 |
| Teupah Barat | 4 | 160 | 30 |
| Teupah Tengah | 0 | 152 | 14 |
| Simeulue Tengah | 0 | 104 | 23 |
| Teluk Dalam | 1 | 150 | 17 |
| Simeulue Cut | 1 | 16 | 8 |
| Salang | 0 | 82 | 66 |
| Simeulue Barat | 6 | 233 | 75 |
| Alafan | 1 | 228 | 60 |
| Simeulue | 13 | 1 505 | 360 |

Catatan/Note:

Sumber/Source: Dinas Kesehatan Kabupaten Simeulue/ Health Service of Simeulue Regency

Tabel 4.2.12 Jumlah Pertolongan Persalinan Menurut Kecamatan di Kabupaten Simeulue, 2020
Number of aid maternity by subdistrict in Regency Simeulue, 2020

| Kecamatan Subdistrict | Tenaga Pertolongan Persalinan Birth Attendants | | | | Tenaga Medis Lainnya Other Paramedic |
|--------------------------|---|--|------------------|------------------|---|
| | Dokter Doctor | Dukun Beranak Traditional attendant | Perawat Nurse | Bidan Midwife | |
| (1) | (2) | (3) | (4) | (5) | (6) |
| Teupah Selatan | 2 | 0 | 16 | 20 | 11 |
| Simeulue Timur | 31 | 0 | 181 | 144 | 174 |
| Teupah Barat | 2 | 0 | 14 | 27 | 15 |
| Teupah Tengah | 0 | 0 | 9 | 26 | 9 |
| Simeulue Tengah | 1 | 0 | 23 | 34 | 23 |
| Teluk Dalam | 3 | 0 | 18 | 24 | 12 |
| Simeulue Cut | 2 | 0 | 7 | 13 | 14 |
| Salang | 1 | 0 | 12 | 26 | 13 |
| Simeulue Barat | 5 | 0 | 23 | 28 | 33 |
| Alafan | 2 | 0 | 7 | 21 | 8 |
| Simeulue | 49 | 0 | 310 | 363 | 312 |

Catatan/Note:

Sumber/Source: Dinas Kesehatan Kabupaten Simeulue/ Health Service of Simeulue Regency

Tabel 4.2.13 Jumlah Pelayanan Kehamilan di Kabupaten Simeulue, 2018-2020
Table *Number of Pregnancy Care Simeulue Regency, 2018-2020*

| Uraian Description | Satuan Unit | 2018 | 2019 | 2020 |
|----------------------------------|----------------|-------|-------|-------|
| (1) | (2) | (3) | (4) | (5) |
| Jumlah Kunjungan Ibu Hamil K4 | Kali | 1 587 | 1 438 | 1 579 |
| Cakupan Kunjungan Ibu Hamil K4 | % | 64,10 | 54,80 | 63,40 |
| Pelayanan Nifas | Kali | 1 545 | 1 541 | 1 537 |
| Pemberian Makanan Pendamping ASI | Kali | 192 | 312 | - |
| Nenatus Dengan Komplikasi | Kali | 243 | 311 | 458 |

Catatan/Note:

Sumber/Source: Dinas Kesehatan Kabupaten Simeulue/ Health Service of Simeulue Regency

Tabel 4.2.14 Jumlah Peserta BPJS Kesehatan Menurut Puskesmas dan Jenis Peserta di Kabupaten Simeulue, 2020
Number of BPJS Kesehatan Participants by Public Health Center and Types of Participants in Regency Simeulue, 2020

| Puskesmas Public Health centers | Jenis Peserta Type of Participant | | | | | | | Total |
|---------------------------------------|--------------------------------------|---------------|-----------------------------|-------------------------------|--------------|---------------|---------------|---------------|
| | Penerima Pensiun PNS | PNS Daerah | PNS Daerah Diperbantukan | PNS Mabes dan Kemhan | PNS Pusat | PBI (APBD) | PBI (APBN) | |
| (1) | (2) | (3) | (4) | (5) | (6) | (7) | (8) | (9) |
| Teupah Selatan | 30 | 498 | 0 | 0 | 76 | 3 073 | 4 826 | 8 503 |
| Simeulue Timur | 300 | 4 422 | 1 | 3 | 942 | 10 456 | 3 843 | 19 967 |
| Kuala Makmur | 15 | 237 | 0 | 0 | 63 | 2 182 | 2 215 | 4 712 |
| BP lanal Simeulue | 0 | 13 | 0 | 0 | 1 | 49 | 49 | 112 |
| Klinik Polres Simeulue | 1 | 18 | 0 | 0 | 1 | 13 | 1 | 34 |
| Klinik Suci Yuliana | 0 | 12 | 0 | 0 | 5 | 40 | 19 | 76 |
| Teupah Barat | 26 | 521 | 0 | 0 | 78 | 2 210 | 4 959 | 7 794 |
| Teupah Tengah | 23 | 476 | 0 | 0 | 87 | 3 229 | 2 644 | 6 459 |
| Simeulue Tengah | 53 | 787 | 0 | 0 | 156 | 1 212 | 4 221 | 6 429 |
| Teluk Dalam | 3 | 167 | 0 | 0 | 17 | 961 | 1 477 | 2 625 |
| Luan Balu | 4 | 83 | 0 | 0 | 21 | 1 210 | 1 310 | 2 619 |
| Simeulue Cut | 10 | 313 | 0 | 0 | 20 | 777 | 2 586 | 3 706 |
| Salang | 49 | 501 | 0 | 0 | 101 | 1 892 | 6 211 | 8 754 |
| Simeulue Barat | 48 | 522 | 0 | 0 | 64 | 1 978 | 4 975 | 7 587 |
| Puskesmas Sangiran | 2 | 177 | 0 | 0 | 12 | 721 | 2 470 | 3 382 |
| Alafan | 4 | 134 | 0 | 0 | 16 | 290 | 2 061 | 2 505 |
| Lamerem | 4 | 88 | 0 | 0 | 24 | 364 | 2 068 | 2 548 |
| Simeulue | 572 | 8 969 | 1 | 3 | 1 684 | 30 657 | 45 926 | 87 812 |

Catatan/Note:

Sumber/Source: BPJS Kesehatan Cabang Meulaboh/ BPJS Kesehatan Meulaboh Branch

Tabel 4.2.15
Table

Jumlah Desa Siaga, Jamban Keluarga, dan Rumah Sehat Dirinci Menurut Kecamatan di Kabupaten Simeulue, 2020
Number of Alert Village, Family toilet and Healthy Homes by Sub-District in Simeulue Regency, 2020

| Kecamatan Subdistrict | Desa Siaga Alert Village | Jamban Keluarga Family Toilet | Rumah Sehat Healty Homes |
|----------------------------------|-------------------------------------|--|-------------------------------------|
| (1) | (2) | (3) | (4) |
| Teupah Selatan | 2 | 1 542 | 308 |
| Simeulue Timur | 3 | 6 320 | 1 703 |
| Teupah Barat | 2 | 1 507 | 338 |
| Teupah Tengah | 2 | 1 292 | 117 |
| Simeulue Tengah | 2 | 1 439 | 178 |
| Teluk Dalam | 3 | 447 | 110 |
| Simeulue Cut | 2 | 780 | 133 |
| Salang | 2 | 1 730 | 265 |
| Simeulue Barat | 3 | 1 344 | 150 |
| Alafan | 1 | 652 | 61 |
| Simeulue | 22 | 17 053 | 3 363 |

Catatan/Note:

Sumber/Source: Dinas Kesehatan Kabupaten Simeulue/ Health Service of Simeulue Regency

4.3 AGAMA DAN SOSIAL LAINNYA RELIGION AND OTHER SOCIAL AFFAIRS

Tabel 4.3.1 Jumlah Penduduk Menurut Kecamatan dan Agama yang Dianut di Kabupaten Simeulue, 2019
Population by Subdistrict and Religion in Simeulue Regency, 2019

| Kecamatan Subdistrict | Islam | Protestan Protestant | Katolik Catholic | Hindu | Budha Buddha | Lainnya Others |
|--------------------------|---------------|-------------------------|---------------------|----------|-----------------|-------------------|
| (1) | (2) | (3) | (4) | (5) | (6) | (7) |
| Teupah Selatan | 9 322 | 11 | 2 | - | - | - |
| Simeulue Timur | 27 007 | 188 | 9 | - | 13 | - |
| Teupah Barat | 8 167 | 9 | - | - | - | - |
| Teupah Tengah | 6 659 | 17 | - | - | - | - |
| Simeulue Tengah | 7 442 | - | - | - | - | - |
| Teluk Dalam | 5 643 | 4 | - | - | - | - |
| Simeulue Cut | 3 419 | - | - | - | - | - |
| Salang | 8 938 | - | - | - | - | - |
| Simeulue Barat | 11 905 | - | - | 1 | - | - |
| Alafan | 4 968 | - | - | - | - | - |
| Simeulue | 93 470 | 229 | 11 | 1 | 13 | - |

Catatan/Note: ...

Sumber/Source: Dinas Kependudukan dan Pencatatan Sipil Kabupaten Simeulue/Population and Civil Registration Agency Simeulue Regency

Tabel
Table 4.3.2

**Jumlah Tempat Peribadatan Menurut Kecamatan di
Kabupaten Simeulue, 2020**
*Number of Places of Worship by Subdistrict in Simeulue
Regency, 2020*

| Kecamatan Subdistrict | Masjid Mosque | Meunasah Pray Room | Gereja Protestan Protestant Church | Gereja Katholik Catholic Church | Pura Temple | Vihara |
|--------------------------|------------------|--------------------------|---|--|----------------|----------|
| (1) | (2) | (3) | (4) | (5) | (6) | (7) |
| Teupah Selatan | 22 | 1 | 0 | 0 | 0 | 0 |
| Simeulue Timur | 30 | 1 | 0 | 0 | 0 | 0 |
| Teupah Barat | 18 | 1 | 0 | 0 | 0 | 0 |
| Teupah Tengah | 14 | 1 | 0 | 0 | 0 | 0 |
| Simeulue Tengah | 13 | 1 | 0 | 0 | 0 | 0 |
| Teluk Dalam | 11 | 1 | 0 | 0 | 0 | 0 |
| Simeulue Cut | 7 | 1 | 0 | 0 | 0 | 0 |
| Salang | 19 | 1 | 0 | 0 | 0 | 0 |
| Simeulue Barat | 20 | 1 | 0 | 0 | 0 | 0 |
| Alafan | 11 | 1 | 0 | 0 | 0 | 0 |
| Simeulue | 165 | 10 | 0 | 0 | 0 | 0 |

Catatan/Note: ...

Sumber/Source: ...

Tabel 4.3.3 Jumlah Imam, Bilal, Gharim Menurut Kecamatan di Kabupaten Simeulue, 2020
Table Number of Imams, Bilal, Gharim by Subdistrict in Simeulue Regency, 2020

| Kecamatan Subdistrict | Jumlah Petugas Masjid | | | | Jumlah Petugas Meunasah | | |
|--------------------------|-----------------------|------------|------------|------------|-------------------------|----------|----------|
| | Imam | Bilal | Gharim | Khatib | Imam | Bilal | Gharim |
| (1) | (2) | (3) | (4) | (5) | (6) | (7) | (8) |
| Teupah Selatan | 22 | 22 | 22 | 22 | 1 | 1 | 1 |
| Simeulue Timur | 38 | 36 | 38 | 30 | 1 | 1 | 1 |
| Teupah Barat | 18 | 18 | 18 | 18 | 1 | 1 | 1 |
| Teupah Tengah | 14 | 14 | 14 | 14 | 1 | 1 | 1 |
| Simeulue Tengah | 13 | 13 | 13 | 13 | 1 | 1 | 1 |
| Teluk Dalam | 11 | 11 | 11 | 11 | 1 | 1 | 1 |
| Simeulue Cut | 7 | 7 | 7 | 7 | 1 | 1 | 1 |
| Salang | 19 | 19 | 19 | 19 | 1 | 1 | 1 |
| Simeulue Barat | 20 | 20 | 20 | 20 | 1 | 1 | 1 |
| Alafan | 11 | 11 | 11 | 11 | 1 | 1 | 1 |
| Simeulue | 173 | 171 | 173 | 165 | 1 | 1 | 1 |

Catatan/Note: ...

Sumber/Source: Dinas Syar'iyah Islam dan Pendidikan Dayah Kabupaten Simeulue/ Department of Syar'iyah Islam and Dayah Education of Simeulue Regency

Tabel 4.3.4
Table

Jumlah Zakat, Infaq dan Shadaqah yang Disalurkan Melalui Baitul Maal Menurut Kecamatan di Kabupaten Simeulue, 2020
Number of Zakat, Infaq and Shadaqah Distributed through Baitul Maal by Subdistrict in Simeulue Regency, 2020

| Kecamatan Subdistrict | Zakat | Infaq | Shadaqah | Jumlah |
|--------------------------|----------------------|--------------------|----------|----------------------|
| (1) | (2) | (3) | (4) | (5) |
| Teupah Selatan | 271 050 000 | 10 800 000 | - | 281 850 000 |
| Simeulue Timur | 891 205 000 | 201 200 000 | - | 1 092 405 000 |
| Teupah Barat | 255 700 000 | 7 400 000 | - | 263 100 000 |
| Teupah Tengah | 190 100 000 | 32 600 000 | - | 222 700 000 |
| Simeulue Tengah | 255 750 000 | 8 100 000 | - | 263 850 000 |
| Teluk Dalam | 198 350 000 | 8 000 000 | - | 206 350 000 |
| Simeulue Cut | 99 000 000 | 26 000 000 | - | 125 000 000 |
| Salang | 257 750 000 | 7 500 000 | - | 265 250 000 |
| Simeulue Barat | 423 800 000 | 36 900 000 | - | 460 700 000 |
| Alafan | 153 300 000 | 81 600 000 | - | 234 900 000 |
| Simeulue | 2 996 005 000 | 420 100 000 | - | 3 416 105 000 |

Catatan/Note: ...

Sumber/Source: Baitul Maal Kabupaten Simeulue/ Baitul Maal of Simeulue Regency

Tabel 4.3.5 Jumlah Asnaf dan Nominal yang Sudah Disalurkan Menurut Kecamatan di Kabupaten Simeulue, 2020
Table 4.3.5 Number of Asnaf and Nominal Distributed by Subdistrict in Simeulue Regency, 2020

| Kecamatan Subdistrict | Fakir | Miskin | Ibnu Sabil | Gharimin | Fisabilillah |
|--------------------------|--------------------|--------------------|--------------------|--------------------|--------------------|
| (1) | (2) | (3) | (4) | (5) | (6) |
| Teupah Selatan | 79 200 000 | 108 550 000 | 13 000 000 | 9 000 000 | - |
| Simeulue Timur | 147 600 000 | 202 800 000 | 181 000 000 | 49 630 000 | 54 000 000 |
| Teupah Barat | 69 300 000 | 97 500 000 | 37 000 000 | 6 000 000 | - |
| Teupah Tengah | 58 500 000 | 80 600 000 | 2 000 000 | 21 000 000 | - |
| Simeulue Tengah | 63 000 000 | 87 750 000 | 42 000 000 | 8 000 000 | 10 000 000 |
| Teluk Dalam | 49 500 000 | 70 850 000 | 46 000 000 | 5 000 000 | - |
| Simeulue Cut | 33 300 000 | 44 200 000 | 2 000 000 | - | - |
| Salang | 75 600 000 | 104 650 000 | 29 000 000 | 2 000 000 | - |
| Simeulue Barat | 98 100 000 | 135 200 000 | 65 000 000 | 52 500 000 | 28 000 000 |
| Alafan | 45 900 000 | 62 400 000 | 3 000 000 | 10 000 000 | 8 000 000 |
| Simeulue | 720 000 000 | 994 500 000 | 420 000 000 | 163 130 000 | 100 000 000 |

Catatan/Note: ...

Sumber/Source: BAitul Maal Kabupaten Simeulue/ Baitul Maal of Simeulue Regency

Lanjutan Tabel/*Continued Table* 4.3.5

| Kecamatan Subdistrict | Muallaf | Amil | Fakir Uzur | BQ | Jumlah |
|----------------------------------|-------------------|--------------------|--------------------|-----------|----------------------|
| (1) | (7) | (8) | (9) | (10) | (11) |
| Teupah Selatan | 4 300 000 | - | 57 000 000 | - | 271 050 000 |
| Simeulue Timur | 25 800 000 | 185 375 000 | 45 000 000 | - | 891 205 000 |
| Teupah Barat | 6 900 000 | - | 39 000 000 | - | 255 700 000 |
| Teupah Tengah | 1 000 000 | - | 27 000 000 | - | 190 100 000 |
| Simeulue Tengah | - | - | 45 000 000 | - | 255 750 000 |
| Teluk Dalam | - | - | 27 000 000 | - | 198 350 000 |
| Simeulue Cut | - | - | 19 500 000 | - | 99 000 000 |
| Salang | - | - | 46 500 000 | - | 257 750 000 |
| Simeulue Barat | - | - | 45 000 000 | - | 423 800 000 |
| Alafan | - | - | 24 000 000 | - | 153 300 000 |
| Simeulue | 38 000 000 | 185 375 000 | 375 000 000 | - | 2 996 005 000 |

Catatan/Note: ...

Sumber/Source: BAitul Maal Kabupaten Simeulue/ Baitul Maal of Simeulue Regency

Tabel 4.3.6 Jumlah Desa¹/Kelurahan yang Mengalami Bencana Alam² Menurut Kecamatan di Kabupaten Simeulue, 2018–2020
Number of Villages¹/Kelurahan that Had Natural Disaster² by Subdistrict in Simeulue Regency, 2018–2020

| Kecamatan Subdistrict | Banjir/Flood | | |
|--------------------------|--------------|-----------|-----------|
| | 2018 | 2019 | 2020 |
| (1) | (2) | (3) | (4) |
| Teupah Selatan | 1 | 1 | 2 |
| Simeulue Timur | 3 | 2 | 6 |
| Teupah Barat | 5 | 6 | 10 |
| Teupah Tengah | 3 | 2 | 3 |
| Simeulue Tengah | 3 | 5 | 8 |
| Teluk Dalam | – | – | 1 |
| Simeulue Cut | – | 1 | 2 |
| Salang | 6 | 4 | 4 |
| Simeulue Barat | – | 2 | 1 |
| Alafan | – | 1 | – |
| Simeulue | 21 | 24 | 37 |

Lanjutan Tabel/*Continued Table* 4.3.6

| Kecamatan <i>Subdistrict</i> | Gempa Bumi/ <i>Earthquake</i> | | |
|---------------------------------|-------------------------------|-----------|-----------|
| | 2018 | 2019 | 2020 |
| (1) | (5) | (6) | (7) |
| Teupah Selatan | 6 | – | – |
| Simeulue Timur | 3 | – | – |
| Teupah Barat | 13 | – | 6 |
| Teupah Tengah | 11 | 1 | – |
| Simeulue Tengah | 10 | 13 | 13 |
| Teluk Dalam | – | – | – |
| Simeulue Cut | 8 | – | 5 |
| Salang | 1 | 4 | 2 |
| Simeulue Barat | – | – | 10 |
| Alafan | – | 5 | – |
| Simeulue | 52 | 23 | 36 |

Lanjutan Tabel/Continued Table 4.3.6

| Kecamatan Subdistrict | Tanah Longsor/Landslide | | |
|--------------------------|-------------------------|----------|----------|
| | 2018 | 2019 | 2020 |
| (1) | (8) | (9) | (10) |
| Teupah Selatan | 1 | – | – |
| Simeulue Timur | 2 | – | – |
| Teupah Barat | 3 | 2 | 1 |
| Teupah Tengah | – | – | 1 |
| Simeulue Tengah | – | – | – |
| Teluk Dalam | – | – | – |
| Simeulue Cut | – | – | – |
| Salang | – | – | – |
| Simeulue Barat | – | – | – |
| Alafan | – | – | – |
| Simeulue | 6 | 2 | 2 |

Catatan/Note: ¹ Desa pada tabel ini termasuk Unit Permukiman Transmigrasi (UPT) yang masih dibina oleh kementerian terkait dan nagari di Provinsi Sumatera Barat/Villages in this table are included in Transmigration Settlement Unit which is still fostered by the relevant ministries and the nagari in the Province of Sumatera Barat

² Kejadian dalam setahun sebelum tahun pencacahan/Occured during the last one year before the enumeration years
Sumber/Source: BPS, Pendataan Potensi Desa (Podes)/BPS-Statistics Indonesia, Village Potential Data Collecting

4.4 KEMISKINAN POVERTY

Tabel 4.4.1 **Garis Kemiskinan, Jumlah, dan Persentase Penduduk Miskin di Kabupaten Simeulue, 2013–2020**
Poverty Line, Number, and Percentage of Poor People in Simeulue Regency, 2013–2020

| Tahun Year | Garis Kemiskinan (rupiah/kapita/bulan) Poverty Line (rupiah/capita/month) | Jumlah Penduduk Miskin (ribu) Number of Poor People (thousand) | Persentase Penduduk Miskin Percentage of Poor People |
|---------------|--|---|---|
| (1) | (2) | (3) | (4) |
| 2013 | 305 600 | 17,80 | 20,57 |
| 2014 | 307 596 | 17,50 | 19,92 |
| 2015 | 311 351 | 18,12 | 20,43 |
| 2016 | 326 563 | 17,93 | 19,93 |
| 2017 | 350 622 | 18,40 | 20,20 |
| 2018 | 368 068 | 18,22 | 19,78 |
| 2019 | 404 739 | 17,67 | 18,99 |
| 2020 | 444 754 | 17,34 | 18,49 |

Catatan/Note: ...

Sumber/Source: .BPS, Survei Sosial Ekonomi Nasional Maret/BPS-Statistics Indonesia, March National Socioeconomic Survey

Tabel 4.4.2 Indeks Kedalaman Kemiskinan dan Indeks Keparahan Kemiskinan di Kabupaten Simeulue, 2013–2020
Poverty Gap Index and Poverty Severity Index in Simeulue Regency, 2013–2020

| Tahun Year | Indeks Kedalaman Kemiskinan Poverty Gap Index | Indeks Keparahan Kemiskinan Poverty Severity Index |
|---------------|--|---|
| (1) | (2) | (3) |
| 2013 | ... | ... |
| 2014 | 2,68 | 0,56 |
| 2015 | 2,97 | 0,64 |
| 2016 | 3,48 | 0,97 |
| 2017 | 2,78 | 0,63 |
| 2018 | 3,11 | 0,68 |
| 2019 | 3,05 | 0,71 |
| 2020 | 2,21 | 0,47 |

Catatan/Note: ...

Sumber/Source: .BPS, Survei Sosial Ekonomi Nasional Maret/BPS-Statistics Indonesia, March National Socioeconomic Survey

Tabel
Table 4.4.3**Jumlah Pentahapan Keluarga Sejahtera (KS) Menurut Kecamatan di Kabupaten Simeulue, 2019**
Number of Welfare Family by Subdistrict in Simeulue Regency, 2019

| Kecamatan Subdistrict | KPS | KS I | KS II | KS III | KS III P | Jumlah Keluarga Total of Family |
|------------------------------|--------------|--------------|--------------|---------------|-----------------|--|
| (1) | (2) | (3) | (4) | (5) | (6) | (7) |
| Teupah Selatan | 799 | 1 368 | 106 | 364 | 0 | 6 336 |
| Simeulue Timur | 547 | 1 265 | 460 | 216 | 15 | 8 705 |
| Teupah Barat | 442 | 840 | 494 | 193 | 0 | 1 853 |
| Teupah Tengah | 681 | 442 | 377 | 55 | 25 | 1 212 |
| Simeulue Tengah | 242 | 1 128 | 360 | 0 | 33 | 1 421 |
| Teluk Dalam | 639 | 411 | 77 | 59 | 0 | 1 382 |
| Simeulue Cut | 49 | 269 | 439 | 26 | 11 | 674 |
| Salang | 894 | 186 | 161 | 0 | 0 | 1 833 |
| Simeulue Barat | 274 | 755 | 1 351 | 239 | 86 | 272 |
| Alafan | 284 | 193 | 783 | 46 | 0 | 877 |
| Simeulue | 4 851 | 6 857 | 4 608 | 1 198 | 170 | 24 565 |

Catatan/Note: ...

Sumber/Source: Dinas Pemberdayaan Perempuan, Perlindungan Anak dan Keluarga Berencana /
Office of Women's Empowerment and Family Welfare

4.5 PERADILAN LAW

Tabel 4.5.1 Jumlah Tambahan Narapidana Berdasarkan Putusan Pada Lapas Kelas III Sinabang Dirinci Per Bulan, 2020
Number of Additional of Prisoners Under District Court Decision On State Prison Sinabang detail per Month, 2020

| Bulan Month | Pidana Penjara | | Pidana Kurungan/ Pengganti Denda | | Jumlah Total |
|----------------------|-------------------|---------------------|-------------------------------------|---------------------|-----------------|
| | Laki-laki Male | Perempuan Female | Laki-laki Male | Perempuan Female | |
| (1) | (2) | (3) | (4) | (5) | (6) |
| Januari/ January | 71 | 0 | 2 | 0 | 73 |
| Februari/ February | 70 | 4 | 1 | 0 | 75 |
| Maret/ March | 75 | 1 | 0 | 0 | 76 |
| April/ April | 75 | 1 | 0 | 0 | 76 |
| Mei/ May | 51 | 1 | 1 | 0 | 53 |
| Juni/ June | 51 | 1 | 0 | 0 | 52 |
| Juli/ July | 48 | 1 | 0 | 0 | 49 |
| Agustus/ August | 49 | 0 | 3 | 0 | 52 |
| September/ September | 57 | 0 | 0 | 0 | 57 |
| Oktober/ October | 56 | 0 | 2 | 0 | 58 |
| November/ November | 68 | 0 | 0 | 0 | 68 |
| Desember/ December | 65 | 0 | 0 | 0 | 65 |
| Jumlah | 736 | 9 | 9 | 0 | 754 |

Catatan/Note: ...

Sumber/Source: Lapas Kelas III Sinabang/ State Prison Services of Simeulue Regency

Tabel
Table 4.5.2**Jumlah Narapidana Pada Lapas Kelas III Sinabang Dirinci Per Bulan, 2020**
Number of prisoner On State Prison Simeulue detail per Month, 2020

| Bulan Month | Laki-laki Male | | | Perempuan Female | | |
|----------------------|-------------------|---------------------|---------------------|---------------------|---------------------|---------------------|
| | Awal Bulan | Tambah Bulan Ini | Kurang Bulan Ini | Awal Bulan | Tambah Bulan Ini | Kurang Bulan Ini |
| (1) | (2) | (3) | (4) | (5) | (6) | (7) |
| Januari/ January | 73 | 0 | 2 | 0 | 0 | 0 |
| Februari/ February | 71 | 4 | 0 | 0 | 1 | 0 |
| Maret/ March | 75 | 3 | 3 | 1 | 0 | 0 |
| April/ April | 75 | 1 | 24 | 1 | 0 | 0 |
| Mei/ May | 52 | 2 | 3 | 1 | 0 | 0 |
| Juni/ June | 51 | 0 | 3 | 1 | 0 | 0 |
| Juli/ July | 48 | 5 | 1 | 1 | 0 | 1 |
| Agustus/ August | 52 | 9 | 4 | 0 | 0 | 0 |
| September/ September | 57 | 2 | 1 | 0 | 0 | 0 |
| Oktober/ October | 58 | 13 | 3 | 0 | 0 | 0 |
| November/ November | 68 | 4 | 7 | 0 | 0 | 0 |
| Desember/ December | 65 | 1 | 2 | 0 | 0 | 0 |
| Jumlah | 745 | 44 | 53 | 5 | 1 | 1 |

Catatan/Note: ...

Sumber/Source: Lapas Kelas III Sinabang/ State Prison Services of Simeulue Regency

Tabel 4.5.3 Jumlah Narapidana Pada Lapas Kelas III Sinabang Dirinci Per Bulan, 2020
Number of prisoner On State Prison Simeulue detail per Month, 2020

| Bulan Month | Narapidana | | Tahanan | | Titipan | |
|----------------------|-------------------|---------------------|-------------------|---------------------|-------------------|---------------------|
| | Laki-laki Male | Perempuan Female | Laki-laki Male | Perempuan Female | Laki-laki Male | Perempuan Female |
| (1) | (2) | (3) | (4) | (5) | (6) | (7) |
| Januari/ January | 73 | 0 | 8 | 3 | 0 | 0 |
| Februari/ February | 71 | 1 | 11 | 3 | 0 | 0 |
| Maret/ March | 75 | 1 | 5 | 0 | 0 | 0 |
| April/ April | 75 | 1 | 4 | 0 | 0 | 0 |
| Mei/ May | 52 | 1 | 4 | 1 | 0 | 0 |
| Juni/ June | 51 | 1 | 6 | 3 | 0 | 0 |
| Juli/ July | 48 | 1 | 9 | 4 | 0 | 0 |
| Agustus/ August | 52 | 1 | 16 | 1 | 0 | 0 |
| September/ September | 57 | 1 | 18 | 1 | 0 | 0 |
| Oktober/ October | 58 | 1 | 19 | 1 | 0 | 0 |
| November/ November | 68 | 1 | 13 | 1 | 0 | 0 |
| Desember/ December | 65 | 1 | 15 | 1 | 0 | 0 |
| Jumlah | 745 | 11 | 128 | 19 | 0 | 0 |

Catatan/Note: ...

Sumber/Source: Lapas Kelas III Sinabang/ State Prison Services of Simeulue Regency

Tabel
Table 4.5.4

**Jumlah Perkara yang Masuk ke Kejaksaan Negeri
Kabupaten Simeulue Dirinci Menurut Jenis Per Bulan,
2020**
*Number of Cases Submitted on State Attorney of Simeulue
Regency detail by Type per Month, 2020*

| Bulan Month | Perdata | Pidana | Jumlah |
|----------------------|----------|-----------|-----------|
| (1) | (2) | (3) | (4) |
| Januari/ January | 0 | 3 | 3 |
| Februari/ February | 0 | 9 | 9 |
| Maret/ March | 0 | 4 | 4 |
| April/ April | 0 | 6 | 6 |
| Mei/ May | 0 | 6 | 6 |
| Juni/ June | 0 | 8 | 8 |
| Juli/ July | 0 | 14 | 14 |
| Agustus/ August | 0 | 2 | 2 |
| September/ September | 0 | 9 | 9 |
| Oktober/ October | 0 | 6 | 6 |
| November/ November | 0 | 8 | 8 |
| Desember/ December | 0 | 9 | 9 |
| Jumlah | 0 | 84 | 84 |

Catatan/Note: Data Perkara yang menerapkan *integrasi Case Management System (CMS)*
Sumber/Source: Kejaksaan Negeri Kabupaten Simeulue/ *State Attorney of Simeulue Regency*

Tabel
Table 4.5.5

Jumlah Perkara Perceraian yang Diterima dan Diputuskan pada Mahkamah Syar'iyah Sinabang Menurut Kecamatan, 2020
Number of Divorce Cases Submitted and Decided on Sinabang Syar'iyah Court by Subdistrict, 2020

| Kecamatan Subdistrict | Cerai Talak | | Cerai Gugat | | Banyaknya Perkara | |
|--------------------------|-------------|----------|-------------|-----------|-------------------|-----------|
| | Terima | Putus | Terima | Putus | Terima | Putus |
| (1) | (2) | (3) | (4) | (5) | (6) | (7) |
| Teupah Selatan | 1 | 1 | 5 | 5 | 6 | 6 |
| Simeulue Timur | 0 | 0 | 12 | 12 | 12 | 12 |
| Teupah Barat | 0 | 0 | 0 | 0 | 0 | 0 |
| Teupah Tengah | 1 | 1 | 2 | 2 | 3 | 3 |
| Simeulue Tengah | 1 | 1 | 1 | 1 | 2 | 2 |
| Teluk Dalam | 0 | 0 | 0 | 0 | 0 | 0 |
| Simeulue Cut | 0 | 0 | 1 | 1 | 1 | 1 |
| Salang | 0 | 0 | 2 | 2 | 2 | 2 |
| Simeulue Barat | 0 | 0 | 2 | 2 | 2 | 2 |
| Alafan | 0 | 0 | 1 | 1 | 1 | 1 |
| Simeulue | 3 | 3 | 26 | 26 | 29 | 29 |

Catatan/Note: ...

Sumber/Source: Mahkamah Syar'iyah Sinabang/ Sinabang Syar'iyah Court

PERTANIAN, KEHUTANAN, PERKEBUNAN DAN PERIKANAN

BAB
CHAPTER

5

AGRICULTURE, FORESTRY, LIVESTOCK AND FISHERY

Luas Panen Tanaman Sayuran Selama Tahun 2020

33 ha

CABE BESAR
/CHILI/BIG CHILI

15 ha

CABE RAWIT
/CHILI/CAYENNE PAPPER

5 ha

BAWANG MERAH
/SHALLOT

5 ha

KANGKUNG
/WATER SPINACH

3 ha

TERUNG
/ EGGPLANT



Produksi Tanaman Sayuran Selama Tahun 2020



103 TON
CABE BESAR
/CHILI/BIG CHILI



48 TON
CABE RAWIT
/CHILI/CAYENNE PAPPER



10 TON
BAWANG MERAH
/SHALLOT



10 TON
KANGKUNG
/WATER SPINACH



3 TON
TERUNG
/ EGGPLANT



PENJELASAN TEKNIS

1. Luas panen tanaman hortikultura adalah luas tanaman sayuran, buah-buahan, biofarmaka, dan tanaman hias yang diambil hasilnya/dipanen pada periode pelaporan.
2. Luas panen untuk tanaman sayuran adalah luas tanaman yang dipanen sekaligus/habis/dibongkar dan luas tanaman yang dipanen berkali-kali (lebih dari satu kali)/belum habis. Tanaman yang dipanen sekaligus/ habis/dibongkar adalah tanaman yang sehabis panen langsung dibongkar/dicabut, terdiri dari bawang merah, bawang putih, bawang daun, kentang, kol/kubis, kembang kol, petsai/sawi, wortel, lobak, dan kacang merah. Tanaman yang dipanen berkali-kali (lebih dari satu kali)/belum habis adalah tanaman yang pemanenannya lebih dari satu kali dan biasanya dibongkar apabila panen terakhir sudah tidak memadai lagi, terdiri dari: kacang panjang, cabe besar, cabe rawit, jamur, tomat, terung, buncis, ketimun, labu siam, kangkung, bayam

TECHNICAL NOTES

1. *Harvested area of horticulture is area which vegetable, fruit, medicinal and ornamental plant of crop harvested during the period of report.*
2. *Harvested area of vegetables is area of entirely plant harvested/ demolished and plant harvested several times/undemolished. Entirely plants harvested/ demolished are plants usually harvested once and demolished to be substituted by other plants, consisting of: shallots, garlic, leeks, potato, cabbage, cauli flower, mustard green, carrots, chinese radish, and red kidney beans. Plants harvested several times/ undemolished are plants usually harvested more than once and demolished in the case that the last harvest was economically not profitable. They consist of : yard long beans, chili, small chili, mushroom, tomatoes, egg plant, french beans, cucumber, pumpkin/ chajota, swamp cabbage, spinach, melon, watermelon, and blewah .*

**5.1 HORTIKULTURA
HORTICULTURE**

Tabel 5.1.1 Luas Panen Tanaman Sayuran Menurut Kecamatan dan Jenis Tanaman di Kabupten Simeulue (ha), 2019 dan 2020
Table 5.1.1 Harvested Area of Vegetables by Subdistrict and Kind of Plant in Simeulue Regency (ha), 2019 and 2020

| Kecamatan Subdistrict | Bawang Merah/Shallot | | Cabai/Chili | |
|--------------------------|----------------------|----------|-------------|-----------|
| | 2019 | 2020* | 2019 | 2020* |
| (1) | (2) | (3) | (4) | (5) |
| Teupah Selatan | - | - | 12 | 7 |
| Simeulue Timur | - | - | 7 | 1 |
| Teupah Barat | 2 | - | 12 | 2 |
| Teupah Tengah | - | 2 | 1 | - |
| Simeulue Tengah | - | - | 3 | 2 |
| Teluk Dalam | 1 | 3 | 6 | 3 |
| Simeulue Cut | - | - | - | 2 |
| Salang | - | - | 4 | 4 |
| Simeulue Barat | 2 | - | 21 | 7 |
| Alafan | 2 | - | 1 | 5 |
| Simeulue | 7 | 5 | 67 | 33 |

Lanjutan Tabel/*Continued Table* 5.1.1

| Kecamatan Subdistrict | Cabai Rawit Chili/Cayenne Pepper | | Kentang Potato | |
|--------------------------|-------------------------------------|-----------|-------------------|----------|
| | 2019 | 2020* | 2019 | 2020* |
| (1) | (6) | (7) | (8) | (9) |
| Teupah Selatan | 5 | 2 | - | - |
| Simeulue Timur | - | 1 | - | - |
| Teupah Barat | 9 | 1 | - | - |
| Teupah Tengah | - | - | - | - |
| Simeulue Tengah | - | - | - | - |
| Teluk Dalam | 6 | 3 | - | - |
| Simeulue Cut | - | - | - | - |
| Salang | - | 3 | - | - |
| Simeulue Barat | 6 | 3 | - | - |
| Alafan | - | 2 | - | - |
| Simeulue | 26 | 15 | 0 | 0 |

Lanjutan Tabel/*Continued Table 5.1.1*

| Kecamatan Subdistrict | Kubis Cabbage | | Tomat Tomato | |
|--------------------------|------------------|----------|-----------------|----------|
| | 2019 | 2020* | 2019 | 2020* |
| (1) | (10) | (11) | (12) | (13) |
| Teupah Selatan | - | - | - | - |
| Simeulue Timur | - | - | - | - |
| Teupah Barat | - | - | - | - |
| Teupah Tengah | - | - | - | - |
| Simeulue Tengah | - | - | - | - |
| Teluk Dalam | - | - | - | - |
| Simeulue Cut | - | - | - | - |
| Salang | - | - | - | - |
| Simeulue Barat | - | - | - | - |
| Alafan | - | - | - | - |
| Simeulue | 0 | 0 | 0 | 0 |

Lanjutan Tabel/*Continued Table* 5.1.1

| Kecamatan Subdistrict | Bawang Putih Garlic | | Kangkung Water Spinach | | Terung Eggplant | |
|--------------------------|------------------------|-------------------|---------------------------|-------------------|--------------------|-------------------|
| | 2019 | 2020 ^x | 2019 | 2020 ^x | 2019 | 2020 ^x |
| (1) | (14) | (15) | (16) | (17) | (18) | (19) |
| Teupah Selatan | - | - | - | - | - | - |
| Simeulue Timur | - | - | - | - | - | - |
| Teupah Barat | - | - | - | - | - | - |
| Teupah Tengah | - | - | - | - | - | - |
| Simeulue Tengah | - | - | - | - | - | - |
| Teluk Dalam | - | - | - | - | - | - |
| Simeulue Cut | - | - | - | - | - | - |
| Salang | - | - | - | 5 | - | 1 |
| Simeulue Barat | - | - | - | - | - | 2 |
| Alafan | - | - | - | - | - | - |
| Simeulue | 0 | 0 | 0 | 5 | 0 | 3 |

Catatan/Note: x = Angka Sementara (ASEM)/Preliminary figures

Sumber/Source: BPS, Statistik Pertanian Hortikultura SPH-SBS/BPS-Statistics Indonesia, Agricultural Statistic for Horticulture SPH-SBS

Tabel 5.1.2 **Produksi Tanaman Sayuran Menurut Kecamatan dan Jenis Tanaman di Kabupten Simeulue (kuintal), 2019 dan 2020**
Table **Production of Vegetables by Subdistrict and Kind of Plant in Simeulue Regency (quintal), 2019 dan 2020**

| Kecamatan Subdistrict | Bawang Merah Shallot | | Cabai Besar Chili/Big Chili | |
|--------------------------|-------------------------|-----------|--------------------------------|------------|
| | 2019 | 2020* | 2019 | 2020* |
| (1) | (2) | (3) | (4) | (5) |
| Teupah Selatan | - | - | 24 | 16 |
| Simeulue Timur | - | - | 14 | 9 |
| Teupah Barat | 4 | - | 28 | 8 |
| Teupah Tengah | - | 4 | 2 | - |
| Simeulue Tengah | - | - | 6 | 4 |
| Teluk Dalam | 2 | 6 | 22 | 16 |
| Simeulue Cut | - | - | - | 8 |
| Salang | - | - | 8 | 8 |
| Simeulue Barat | 4 | - | 42 | 14 |
| Alafan | 4 | - | 2 | 20 |
| Simeulue | 14 | 10 | 148 | 103 |

Lanjutan Tabel/*Continued Table* 5.1.2

| Kecamatan Subdistrict | Cabai Rawit Chili/Cayenne Pepper | | Kentang Potato | |
|--------------------------|-------------------------------------|-----------|-------------------|----------|
| | 2019 | 2020* | 2019 | 2020* |
| (1) | (6) | (7) | (8) | (9) |
| Teupah Selatan | 10 | 6 | - | - |
| Simeulue Timur | - | 6 | - | - |
| Teupah Barat | 20 | 4 | - | - |
| Teupah Tengah | - | - | - | - |
| Simeulue Tengah | - | - | - | - |
| Teluk Dalam | 28 | 16 | - | - |
| Simeulue Cut | - | - | - | - |
| Salang | - | 6 | - | - |
| Simeulue Barat | 12 | 6 | - | - |
| Alafan | - | 4 | - | - |
| Simeulue | 70 | 48 | 0 | 0 |

Lanjutan Tabel/*Continued Table* 5.1.2

| Kecamatan Subdistrict | Kubis Cabbage | | Tomat Tomato | |
|--------------------------|------------------|----------|-----------------|----------|
| | 2019 | 2020* | 2019 | 2020* |
| (1) | (10) | (11) | (12) | (13) |
| Teupah Selatan | - | - | - | - |
| Simeulue Timur | - | - | - | - |
| Teupah Barat | - | - | - | - |
| Teupah Tengah | - | - | - | - |
| Simeulue Tengah | - | - | - | - |
| Teluk Dalam | - | - | - | - |
| Simeulue Cut | - | - | - | - |
| Salang | - | - | - | - |
| Simeulue Barat | - | - | - | - |
| Alafan | - | - | - | - |
| Simeulue | 0 | 0 | 0 | 0 |

Lanjutan Tabel/Continued Table 5.1.2

| Kecamatan Subdistrict | Bawang Putih Garlic | | Kangkung Water Spinach | | Terung Eggplant | |
|--------------------------|------------------------|-------------------|---------------------------|-------------------|--------------------|-------------------|
| | 2019 | 2020 ^x | 2019 | 2020 ^x | 2019 | 2020 ^x |
| (1) | (14) | (15) | (16) | (17) | (18) | (19) |
| Teupah Selatan | - | - | - | - | - | - |
| Simeulue Timur | - | - | - | - | - | - |
| Teupah Barat | - | - | - | - | - | - |
| Teupah Tengah | - | - | - | - | - | - |
| Simeulue Tengah | - | - | - | - | - | - |
| Teluk Dalam | - | - | - | - | - | - |
| Simeulue Cut | - | - | - | - | - | - |
| Salang | - | - | - | 10 | - | 1 |
| Simeulue Barat | - | - | - | - | - | 2 |
| Alafan | - | - | - | - | - | - |
| Simeulue | 0 | 0 | 0 | 10 | 0 | 3 |

Catatan/Note: x = Angka Sementara (ASEM)/Preliminary figures

Sumber/Source: BPS, Statistik Pertanian Hortikultura SPH-SBS/BPS-Statistics Indonesia, Agricultural Statistic for Horticulture SPH-SBS

Tabel
Table 5.1.3

Luas Panen Tanaman Sayuran dan Buah-buahan Semusim Menurut Jenis Tanaman di Kabupten Simeulue (ha), 2017–2020
Harvested Area of Seasonal Vegetables and Fruits by Kind of Plant in Simeulue Regency (ha), 2017–2020

| Jenis Tanaman Kind of Plants | 2017 | 2018 | 2019 | 2020 ^x |
|----------------------------------|------|------|------|-------------------|
| (1) | (2) | (3) | (4) | (5) |
| Sayuran/Vegetables: | - | - | - | - |
| Bawang Merah/Shallots | 18 | 11 | 7 | 5 |
| Bawang Putih/Garlic | - | - | - | - |
| Cabai Besar/Chili/Big Chili | 68 | 67 | 67 | 33 |
| Cabai Rawit/Chili/Cayenne Pepper | 28 | 26 | 26 | 15 |
| Kentang/Potato | - | - | - | - |
| Kubis/Cabbage | - | - | - | - |
| Kangkung / Water Spinach | 21 | 2 | - | 5 |
| Terung / Eggplant | 12 | 1 | - | 6 |
| Buah–buahan/Fruits: | | | | |
| Semangka / Watermelon | - | - | - | 2 |

Catatan/Note: x = Angka Sementara (ASEM)/Preliminary figures

Sumber/Source: BPS, Statistik Pertanian Hortikultura SPH-SBS/BPS-Statistics Indonesia, Agricultural Statistic for Horticulture SPH-SBS

Tabel 5.1.4 **Produksi Tanaman Sayuran dan Buah-buahan Semusim Menurut Jenis Tanaman di Kabupten Simeulue (kuintal), 2017–2020**
Production of Seasonal Vegetables and Fruits by Kind of Plant in in Simeulue Regency (quintal), 2017–2020

| Jenis Tanaman Kind of Plants | 2017 | 2018 | 2019 | 2020 ^x |
|--|------|------|------|-------------------|
| (1) | (2) | (3) | (4) | (5) |
| Sayuran/Vegetables: | | | | |
| Bawang Merah/ <i>Shallots</i> | 39 | 28 | 14 | 10 |
| Bawang Putih/ <i>Garlic</i> | - | - | - | - |
| Cabai Besar/ <i>Chili/Big Chili</i> | 297 | 149 | 148 | 103 |
| Cabai Rawit/ <i>Chili/Cayenne Pepper</i> | 65 | 58 | 70 | 48 |
| Kentang/ <i>Potato</i> | - | - | - | - |
| Kubis/ <i>Cabbage</i> | - | - | - | - |
| Kangkung / <i>Water Spinach</i> | 590 | 4 | - | 10 |
| Terung / <i>Eggplant</i> | 21 | 1 | - | 3 |
| Buah–buahan/Fruits: | | | | |
| Semangka / <i>Watermelon</i> | - | - | - | 2 |

Catatan/Note: x = Angka Sementara (ASEM)/Preliminary figures

Sumber/Source: BPS, Statistik Pertanian Hortikultura SPH-SBS/BPS-Statistics Indonesia, Agricultural Statistic for Horticulture SPH-SBS

Tabel
Table 5.1.5

Luas Panen Tanaman Biofarmaka Menurut Kecamatan dan Jenis Tanaman di Kabupten Simeulue (m²), 2019 dan 2020
Harvested Area of Medicinal Plants by Subdistrict and Kind of Plant in Simeulue Regency (m²), 2019 and 2020

| Kecamatan Subdistrict | Jahe Ginger | | Laos/Lengkuas Galanga | | Kunyit Turmeric | |
|--------------------------|----------------|-------------------|--------------------------|-------------------|--------------------|-------------------|
| | 2019 | 2020 ^x | 2019 | 2020 ^x | 2019 | 2020 ^x |
| (1) | (2) | (3) | (4) | (5) | (6) | (7) |
| Teupah Selatan | - | - | - | - | - | - |
| Simeulue Timur | - | - | - | - | - | - |
| Teupah Barat | - | 5 | - | - | - | 5 |
| Teupah Tengah | - | - | - | - | - | - |
| Simeulue Tengah | - | - | - | - | - | - |
| Teluk Dalam | - | - | - | - | - | - |
| Simeulue Cut | - | - | - | - | - | - |
| Salang | - | - | - | - | - | - |
| Simeulue Barat | - | - | - | - | - | - |
| Alafan | - | - | - | - | - | - |
| Simeulue | - | 5 | - | - | - | 5 |

Catatan/Note: x = Angka Sementara (ASEM)/Preliminary figures

Sumber/Source: BPS, Statistik Pertanian Hortikultura SPH-TBF/BPS-Statistics Indonesia, Agricultural Statistic for Horticulture SPH-TBF

Tabel
Table 5.1.6

Produksi Tanaman Biofarmaka Menurut Kecamatan dan Jenis Tanaman di Kabupten Simeulue (kg), 2019 and 2020
Production of Medicinal Plants by Subdistrict and Kind of Plant in Simeulue Regency (kg), 2019 and 2020

| Kecamatan Subdistrict | Jahe Ginger | | Laos/Lengkuas Galanga | | Kunyit Turmeric | |
|--------------------------|----------------|-------------------|--------------------------|-------------------|--------------------|-------------------|
| | 2019 | 2020 ^x | 2019 | 2020 ^x | 2019 | 2020 ^x |
| (1) | (2) | (3) | (4) | (5) | (6) | (7) |
| Teupah Selatan | - | - | - | - | - | - |
| Simeulue Timur | - | - | - | - | - | - |
| Teupah Barat | - | 10 | - | - | - | 10 |
| Teupah Tengah | - | - | - | - | - | - |
| Simeulue Tengah | - | - | - | - | - | - |
| Teluk Dalam | - | - | - | - | - | - |
| Simeulue Cut | - | - | - | - | - | - |
| Salang | - | - | - | - | - | - |
| Simeulue Barat | - | - | - | - | - | - |
| Alafan | - | - | - | - | - | - |
| Simeulue | - | 10 | - | - | - | 10 |

Tabel 5.1.7 **Luas Panen Tanaman Biofarmaka Menurut Jenis Tanaman di Kabupten Simeulue (m²), 2017–2020**
Table 5.1.7 **Harvested Area of Medicinal Plants by Kind of Plant in Simeulue Regency (m²), 2017–2020**

| Jenis Tanaman Kind of Plants | 2017 | 2018 | 2019 | 2020 ^x |
|---------------------------------|------|------|------|-------------------|
| (1) | (2) | (3) | (4) | (5) |
| Jahe/Ginger | 6 | - | - | 5 |
| Kunyit/Turmeric | 2 | - | - | 5 |
| Laos/Lengkuas/Galanga | 7 | - | - | - |

Catatan/Note: x = Angka Sementara (ASEM)/Preliminary figures

Sumber/Source: BPS, Statistik Pertanian Hortikultura SPH-TBF/BPS-Statistics Indonesia, Agricultural Statistic for Horticulture SPH-TBF

Tabel 5.1.8 **Produksi Tanaman Biofarmaka Menurut Jenis Tanaman di Kabupten Simeulue (kg), 2017–2020**
Table 5.1.8 **Production of Medicinal Plants by Kind of Plant in Simeulue Regency(kg),2017–2020**

| Jenis Tanaman Kind of Plants | 2017 | 2018 | 2019 | 2020 ^x |
|---------------------------------|------|------|------|-------------------|
| (1) | (2) | (3) | (4) | (5) |
| Jahe/Ginger | 4 | - | - | 10 |
| Kunyit/Turmeric | 1 | - | - | 10 |
| Laos/Lengkuas/Galanga | 5 | - | - | - |

Catatan/Note: x = Angka Sementara (ASEM)/Preliminary figures

Sumber/Source: BPS, Statistik Pertanian Hortikultura SPH-TBF/BPS-Statistics Indonesia, Agricultural Statistic for Horticulture SPH-TBF

Tabel 5.1.9 **Luas Panen Tanaman Hias Menurut Kecamatan dan Jenis Tanaman di Kabupaten Simeulue (m²), 2019 and 2020**
Table 5.1.9 **Harvested Area of Ornamental Plants by Subdistrict and Kind of Plant in Simeulue Regency (m²), 2019 and 2020**

| Kecamatan Subdistrict | Anggrek/ <i>Orchid</i> | | Krisan/ <i>Chrysantemum</i> | | Mawar/ <i>Rose</i> | |
|--------------------------|------------------------|-------------------|-----------------------------|-------------------|--------------------|-------------------|
| | 2019 | 2020 ^x | 2019 | 2020 ^x | 2019 | 2020 ^x |
| (1) | (2) | (3) | (4) | (5) | (6) | (7) |
| Teupah Selatan | - | - | - | - | - | - |
| Simeulue Timur | - | - | - | - | - | - |
| Teupah Barat | - | - | - | - | - | - |
| Teupah Tengah | - | - | - | - | - | - |
| Simeulue Tengah | - | - | - | - | - | - |
| Teluk Dalam | - | - | - | - | - | - |
| Simeulue Cut | - | - | - | - | - | - |
| Salang | - | - | - | - | - | - |
| Simeulue Barat | - | - | - | - | - | - |
| Alafan | - | - | - | - | - | - |
| Simeulue | - | - | - | - | - | - |

Catatan/Note: x = Angka Sementara (ASEM)/Preliminary figures

Sumber/Source: BPS, Statistik Pertanian Hortikultura SPH-TH/BPS-Statistics Indonesia, Agricultural Statistik for Horticulture SPH-TH

Tabel
Table 5.1.10**Produksi Tanaman Hias Menurut Kecamatan dan Jenis Tanaman di Kabupaten Simeulue (tangkai), 2019 and 2020**
Production of Ornamental Plants by Subdistrict and Kind of Plant in Simeulue Regency (stalks), 2019 and 2020

| Kecamatan Subdistrict | Anggrek/ <i>Orchid</i> | | Krisan/ <i>Chrysantemum</i> | | Mawar/ <i>Rose</i> | |
|--------------------------|------------------------|-------------------|-----------------------------|-------------------|--------------------|-------------------|
| | 2019 | 2020 ^x | 2019 | 2020 ^x | 2019 | 2020 ^x |
| (1) | (2) | (3) | (4) | (5) | (6) | (7) |
| Teupah Selatan | - | - | - | - | - | - |
| Simeulue Timur | - | - | - | - | - | - |
| Teupah Barat | - | - | - | - | - | - |
| Teupah Tengah | - | - | - | - | - | - |
| Simeulue Tengah | - | - | - | - | - | - |
| Teluk Dalam | - | - | - | - | - | - |
| Simeulue Cut | - | - | - | - | - | - |
| Salang | - | - | - | - | - | - |
| Simeulue Barat | - | - | - | - | - | - |
| Alafan | - | - | - | - | - | - |
| Simeulue | - | - | - | - | - | - |

Catatan/Note: x = Angka Sementara (ASEM)/Preliminary figures

Sumber/Source: BPS, Statistik Pertanian Hortikultura SPH-TH/BPS-Statistics Indonesia, *Agricultural Statistik for Horticulture SPH-TH*

Tabel 5.1.11 **Luas Panen Tanaman Hias Menurut Jenis Tanaman di Kabupaten Simeulue (m²), 2017–2020**
Table 5.1.11 **Harvested Area of Ornamental Plants by Kind of Plant in Simeulue Regency (m²), 2017–2020**

| Jenis Tanaman Kind of Plants | 2017 | 2018 | 2019 | 2020 ^x |
|---------------------------------|------|------|------|-------------------|
| (1) | (2) | (3) | (4) | (5) |
| Anggrek/ <i>Orchid</i> | - | - | - | - |
| Krisan/ <i>Chrysantemum</i> | - | - | - | - |
| Mawar/ <i>Rose</i> | - | - | - | - |

Catatan/Note: x = Angka Sementara (ASEM)/Preliminary figures

Sumber/Source: BPS, Statistik Pertanian Hortikultura SPH-TH/BPS-Statistics Indonesia, Agricultural Statistik for Horticulture SPH-TH

Tabel 5.1.12 **Produksi Tanaman Hias Menurut Jenis Tanaman di Kabupaten Simeulue (tangkai), 2017–2020**
Table 5.1.12 **Production of Ornamental Plants by Kind of Plant in Simeulue Regency (stalks), 2017–2020**

| Jenis Tanaman Kind of Plants | 2017 | 2018 | 2019 | 2020 ^x |
|---------------------------------|------|------|------|-------------------|
| (1) | (2) | (3) | (4) | (5) |
| Anggrek/ <i>Orchid</i> | - | - | - | - |
| Krisan/ <i>Chrysantemum</i> | - | - | - | - |
| Mawar/ <i>Rose</i> | - | - | - | - |

Catatan/Note: x = Angka Sementara (ASEM)/Preliminary figures

Sumber/Source: BPS, Statistik Pertanian Hortikultura SPH-TH/BPS-Statistics Indonesia, *Agricultural Statistik for Horticulture SPH-TH*

Tabel 5.1.13 **Produksi Buah-buahan Menurut Kecamatan dan Jenis Tanaman di Kabupaten Simeulue (kuintal), 2019 and 2020**
Table 5.1.13 **Production of Fruits by Subdistrict and Kind of Plant in Simeulue Regency (kuintal), 2019 and 2020**

| Kecamatan Subdistrict | Mangga/Mango | | Durian/Durian | |
|--------------------------|--------------|-----------|---------------|------------|
| | 2019 | 2020* | 2019 | 2020* |
| (1) | (2) | (3) | (4) | (5) |
| Teupah Selatan | - | - | - | - |
| Simeulue Timur | - | 8 | 12 | - |
| Teupah Barat | 22 | 35 | 7 | 14 |
| Teupah Tengah | 2 | 1 | 8 | 3 |
| Simeulue Tengah | 3 | - | 24 | - |
| Teluk Dalam | 22 | 12 | 25 | 26 |
| Simeulue Cut | - | - | 6 | 6 |
| Salang | - | 18 | 14 | 53 |
| Simeulue Barat | - | - | 1 | 39 |
| Alafan | - | - | 03 | 3 |
| Simeulue | 49 | 74 | 109 | 144 |

Lanjutan Tabel/*Continued Table* 5.1.13

| Kecamatan <i>Subdistrict</i> | Jeruk Siam/ <i>Orange/Tangerine</i> | | Pisang/ <i>Banana</i> | |
|---------------------------------|-------------------------------------|----------|-----------------------|------------|
| | 2019 | 2020* | 2019 | 2020* |
| (1) | (6) | (7) | (8) | (9) |
| Teupah Selatan | - | - | 21 | 28 |
| Simeulue Timur | - | - | - | 8 |
| Teupah Barat | - | - | 57 | 38 |
| Teupah Tengah | - | - | 5 | 5 |
| Simeulue Tengah | 5 | - | 12 | 11 |
| Teluk Dalam | 4 | - | 37 | 7 |
| Simeulue Cut | - | - | 19 | 8 |
| Salang | - | - | 7 | 35 |
| Simeulue Barat | - | - | 37 | 46 |
| Alafan | - | - | - | 20 |
| Simeulue | 9 | 0 | 195 | 206 |

Lanjutan Tabel/*Continued Table* 5.1.13

| Kecamatan <i>Subdistrict</i> | Pepaya/ <i>Papaya</i> | | Salak/ <i>Snakefruit</i> | |
|---------------------------------|-----------------------|------------|--------------------------|----------|
| | 2019 | 2020* | 2019 | 2020* |
| (1) | (10) | (11) | (12) | (13) |
| Teupah Selatan | 23 | 22 | - | - |
| Simeulue Timur | 0 | 1 | - | - |
| Teupah Barat | 11 | 15 | - | - |
| Teupah Tengah | 8 | 3 | - | - |
| Simeulue Tengah | 28 | 13 | - | - |
| Teluk Dalam | 16 | 12 | - | - |
| Simeulue Cut | 8 | 4 | - | - |
| Salang | 11 | 15 | - | - |
| Simeulue Barat | 32 | 31 | - | - |
| Alafan | 2 | 2 | - | - |
| Simeulue | 139 | 118 | 0 | 0 |

Lanjutan Tabel/*Continued Table* 5.1.13

| Kecamatan Subdistrict | Nangka/Cempedak/Jackfruit | | Sawo/Sapodilla | |
|--------------------------|---------------------------|-------------------|----------------|-------------------|
| | 2019 | 2020 ^x | 2019 | 2020 ^x |
| (1) | (10) | (11) | (12) | (13) |
| Teupah Selatan | - | - | 6 | 7 |
| Simeulue Timur | - | - | - | - |
| Teupah Barat | 17 | 43 | 9 | 16 |
| Teupah Tengah | 2 | 2 | - | - |
| Simeulue Tengah | 74 | 45 | - | - |
| Teluk Dalam | 24 | 24 | 8 | 8 |
| Simeulue Cut | 7 | 10 | - | 16 |
| Salang | 7 | 19 | 5 | 20 |
| Simeulue Barat | 24 | 24 | - | - |
| Alafan | - | - | - | - |
| Simeulue | 155 | 167 | 28 | 67 |

Catatan/Note: x = Angka Sementara (ASEM)/Preliminary figures

Sumber/Source: BPS, Statistik Pertanian Hortikultura SPH-BST/BPS-Statistics Indonesia, Agricultural Statistic for Horticulture SPH-BST

Tabel
Table 5.1.14

Produksi Buah-Buahan dan Sayuran Tahunan Menurut Jenis Tanaman di Kabupaten Simeulue (kuintal), 2017–2020

Production of Annual Fruits and Vegetables by Kind of Plant in Simeulue Regency (quintal), 2017–2020

| Jenis Tanaman <i>Kind of Plants</i> | 2017 | 2018 | 2019 | 2020 |
|--|------|------|------|------|
| (1) | (2) | (3) | (4) | (5) |
| Buah–Buahan/Fruits: | | | | |
| Durian/ <i>Durian</i> | 326 | 151 | 109 | 144 |
| Jeruk Siam/Keprok/ <i>Orange/Tangerine</i> | - | - | 9 | - |
| Mangga/ <i>Mango</i> | 26 | 29 | 48 | 74 |
| Pepaya/ <i>Papaya</i> | 196 | 127 | 139 | 118 |
| Pisang/ <i>Banana</i> | 169 | 182 | 195 | 209 |
| Salak/ <i>Snakefruit</i> | - | - | - | - |
| Nangka/Cempedak/ <i>Jackfruit</i> | - | 159 | 155 | 167 |
| Sawo/ <i>Sapodilla</i> | 44 | 28 | 28 | 67 |

Catatan/Note: x = Angka Sementara (ASEM)/Preliminary figures

Sumber/Source: BPS, Statistik Pertanian Hortikultura SPH-BST/BPS-Statistics Indonesia, *Agricultural Statistic for Horticulture SPH-BST*

5.2 PERKEBUNAN ESTATE CROPS

Tabel 5.2.1 **Luas Areal Tanaman Perkebunan Menurut Kecamatan dan Jenis Tanaman di Kabupaten Simeulue (ha), 2019 dan 2020**
Planted Area of Estate Crops by Subdistrict and Type of Crops in Simeulue Regency (ha), 2019 and 2020

| Kecamatan Subdistrict | Kelapa Sawit/Oil Palm | | Kelapa/Coconut | |
|--------------------------|-----------------------|------|----------------|------|
| | 2019 | 2020 | 2019 | 2020 |
| (1) | (2) | (3) | (4) | (5) |
| Teupah Selatan | 622 | | 1342 | |
| Simeulue Timur | 286 | | 594,5 | |
| Teupah Barat | 228 | | 894 | |
| Teupah Tengah | 465 | | 493,5 | |
| Simeulue Tengah | 281 | | 401,5 | |
| Teluk Dalam | 342 | | 649 | |
| Simeulue Cut | 63 | | 551,5 | |
| Salang | 1 262 | | 1 155 | |
| Simeulue Barat | 174 | | 892 | |
| Alafan | 90 | | 821 | |
| Simeulue | 3 813 | | 7 794 | |

Lanjutan Tabel/*Continued Table* 5.2.1

| Kecamatan Subdistrict | Karet/Rubber | | Kopi/Coffee | |
|--------------------------|--------------|------|-------------|------|
| | 2019 | 2020 | 2019 | 2020 |
| (1) | (6) | (7) | (8) | (9) |
| Teupah Selatan | 852 | | - | - |
| Simeulue Timur | 323 | | - | - |
| Teupah Barat | 325 | | - | - |
| Teupah Tengah | 423 | | - | - |
| Simeulue Tengah | 615 | | - | - |
| Teluk Dalam | 219 | | - | - |
| Simeulue Cut | 324 | | - | - |
| Salang | 327 | | - | - |
| Simeulue Barat | 274 | | - | - |
| Alafan | 145 | | - | - |
| Simeulue | 3827 | | - | - |

Lanjutan Tabel/*Continued Table* 5.2.1

| Kecamatan Subdistrict | Kakao/Cocoa | | Tebu/Sugar cane | |
|--------------------------|-------------|------|-----------------|------|
| | 2019 | 2020 | 2019 | 2020 |
| (1) | (10) | (11) | (12) | (13) |
| Teupah Selatan | 339 | | - | - |
| Simeulue Timur | 398 | | - | - |
| Teupah Barat | 165 | | - | - |
| Teupah Tengah | 120 | | - | - |
| Simeulue Tengah | 297 | | - | - |
| Teluk Dalam | 164 | | - | - |
| Simeulue Cut | 11 | | - | - |
| Salang | 171 | | - | - |
| Simeulue Barat | 157 | | - | - |
| Alafan | 102 | | - | - |
| Simeulue | 1924 | | - | - |

Lanjutan Tabel/Continued Table 5.2.1

| Kecamatan Subdistrict | Teh/Tea | | Tembakau/Tobacco | |
|--------------------------|---------|------|------------------|------|
| | 2019 | 2020 | 2019 | 2020 |
| (1) | (14) | (15) | (16) | (17) |
| Teupah Selatan | - | - | - | - |
| Simeulue Timur | - | - | - | - |
| Teupah Barat | - | - | - | - |
| Teupah Tengah | - | - | - | - |
| Simeulue Tengah | - | - | - | - |
| Teluk Dalam | - | - | - | - |
| Simeulue Cut | - | - | - | - |
| Salang | - | - | - | - |
| Simeulue Barat | - | - | - | - |
| Alafan | - | - | - | - |
| Simeulue | - | - | - | - |

Catatan/Note: ...

Sumber/Source: Dinas Perkebunan, Peternakan dan Kesehatan Hewan Kabupaten Simeulue/Plantation, Livestock and Animal Health Office Simeulue Regency

Tabel
Table 5.2.2

Produksi Perkebunan Menurut Kecamatan dan Jenis Tanaman di Kabupaten Simeulue (ton), 2019 dan 2020
Production of Estate by Subdistrict and Type of Crops in Simeulue Regency (ton), 2019 and 2020

| Kecamatan Subdistrict | Kelapa Sawit/Oil Palm | | Kelapa/Coconut | |
|--------------------------|-----------------------|------|----------------|------|
| | 2019 | 2020 | 2019 | 2020 |
| (1) | (2) | (3) | (4) | (5) |
| Teupah Selatan | 882 | | 807,6 | |
| Simeulue Timur | 70,5 | | 240 | |
| Teupah Barat | 216 | | 518 | |
| Teupah Tengah | 918 | | 171 | |
| Simeulue Tengah | 125 | | 97,2 | |
| Teluk Dalam | 1065 | | 246,6 | |
| Simeulue Cut | 134,4 | | 178 | |
| Salang | 5520 | | 530,4 | |
| Simeulue Barat | 825 | | 447 | |
| Alafan | 150 | | 423 | |
| Simeulue | 9905,9 | | 3658,8 | |

Lanjutan Tabel/*Continued Table* 5.2.2

| Kecamatan <i>Subdistrict</i> | Karet/ <i>Rubber</i> | | Kopi/ <i>Coffee</i> | |
|---------------------------------|----------------------|------|---------------------|------|
| | 2019 | 2020 | 2019 | 2020 |
| (1) | (6) | (7) | (8) | (9) |
| Teupah Selatan | 174,2 | | - | - |
| Simeulue Timur | 55,5 | | - | - |
| Teupah Barat | 44,8 | | - | - |
| Teupah Tengah | 42,78 | | - | - |
| Simeulue Tengah | 130,2 | | - | - |
| Teluk Dalam | 46,8 | | - | - |
| Simeulue Cut | 40,5 | | - | - |
| Salang | 61,1 | | - | - |
| Simeulue Barat | 44,8 | | - | - |
| Alafan | 31,25 | | - | - |
| Simeulue | 671,93 | | - | - |

Lanjutan Tabel/*Continued Table* 5.2.2

| Kecamatan <i>Subdistrict</i> | Kakao/ <i>Cocoa</i> | | Tebu/ <i>Sugar cane</i> | |
|---------------------------------|---------------------|------|-------------------------|------|
| | 2019 | 2020 | 2019 | 2020 |
| (1) | (10) | (11) | (12) | (13) |
| Teupah Selatan | 67 | - | - | - |
| Simeulue Timur | 20 | - | - | - |
| Teupah Barat | 10 | - | - | - |
| Teupah Tengah | 26 | - | - | - |
| Simeulue Tengah | 62 | - | - | - |
| Teluk Dalam | 11 | - | - | - |
| Simeulue Cut | 3,5 | - | - | - |
| Salang | 8 | - | - | - |
| Simeulue Barat | 34 | - | - | - |
| Alafan | 7 | - | - | - |
| Simeulue | 248,5 | - | - | - |

Lanjutan Tabel/*Continued Table* 5.2.2

| Kecamatan Subdistrict | Teh/Tea | | Tembakau/Tobacco | |
|--------------------------|---------|------|------------------|------|
| | 2019 | 2020 | 2019 | 2020 |
| (1) | (14) | (15) | (16) | (17) |
| Teupah Selatan | - | - | - | - |
| Simeulue Timur | - | - | - | - |
| Teupah Barat | - | - | - | - |
| Teupah Tengah | - | - | - | - |
| Simeulue Tengah | - | - | - | - |
| Teluk Dalam | - | - | - | - |
| Simeulue Cut | - | - | - | - |
| Salang | - | - | - | - |
| Simeulue Barat | - | - | - | - |
| Alafan | - | - | - | - |
| Simeulue | - | - | - | - |

Catatan/Note: ...

Sumber/Source: Dinas Perkebunan, Peternakan dan Kesehatan Hewan Kabupaten Simeulue/*Plantation, Livestock and Animal Health Office Simeulue Regency*

5.3 PETERNAKAN LIVESTOCK

Tabel 5.3.1 **Sumber Daya Lahan Padang Pengembalaan dan Kebun Rumput di Kabupaten Simeulue, 2019**
Land Resources of Grazing Fields and Grass Gardens in Simeulue Regency, 2019

| Kecamatan Subdistrict | Kebun Rumput Grass Garden | Padang Pengembalaan Grazing Fields |
|--------------------------|------------------------------|---------------------------------------|
| (1) | (2) | (3) |
| Teupah Selatan | 22 | 700 |
| Simeulue Timur | 3 | 400 |
| Teupah Barat | 2 | 650 |
| Teupah Tengah | 2 | 1 100 |
| Simeulue Tengah | 2 | 900 |
| Teluk Dalam | 2 | 1 200 |
| Simeulue Cut | - | 300 |
| Salang | 4 | 1 300 |
| Simeulue Barat | 2 | 2 000 |
| Alafan | - | 1 700 |
| Simeulue | 39 | 10 250 |

Catatan/Note: ...

Sumber/Source: Dinas Perkebunan, Peternakan dan Kesehatan Hewan Kabupaten Simeulue/*Plantation, Livestock and Animal Health Office Simeulue Regency*

Tabel 5.3.2 **Jumlah Populasi Ternak Besar Per Kecamatan di Kabupaten Simeulue, 2019**
Table 5.3.2 **Large Livestock Population by Subdistrict in Simeulue Regency, 2019**

| Kecamatan Subdistrict | Sapi Perah Dairy Cattle | | Sapi Potong Beef Cattle | |
|--------------------------|----------------------------|------------------|----------------------------|------------------|
| | Jantan Male | Betina Female | Jantan Male | Betina Female |
| (1) | (2) | (3) | (4) | (5) |
| Teupah Selatan | - | - | 190 | 684 |
| Simeulue Timur | - | - | 61 | 271 |
| Teupah Barat | - | - | 21 | 108 |
| Teupah Tengah | - | - | 26 | 104 |
| Simeulue Tengah | - | - | 58 | 325 |
| Teluk Dalam | - | - | 39 | 138 |
| Simeulue Cut | - | - | 11 | 77 |
| Salang | - | - | 23 | 129 |
| Simeulue Barat | - | - | 42 | 329 |
| Alafan | - | - | 28 | 126 |
| Simeulue | - | - | 499 | 2 291 |

Lanjutan Tabel/*Continued Table* 5.3.2

| Kecamatan <i>Subdistrict</i> | Kerbau <i>Bufallo</i> | | Kuda <i>Horse</i> | |
|---------------------------------|--------------------------|-------------------------|-----------------------|-------------------------|
| | Jantan <i>Male</i> | Betina <i>Female</i> | Jantan <i>Male</i> | Betina <i>Female</i> |
| (1) | (6) | (7) | (8) | (9) |
| Teupah Selatan | 867 | 978 | - | - |
| Simeulue Timur | 949 | 1 013 | - | - |
| Teupah Barat | 678 | 876 | - | - |
| Teupah Tengah | 682 | 984 | - | - |
| Simeulue Tengah | 1 282 | 1 607 | - | - |
| Teluk Dalam | 793 | 879 | - | - |
| Simeulue Cut | 571 | 895 | - | - |
| Salang | 963 | 1 558 | - | - |
| Simeulue Barat | 1 916 | 2 649 | - | - |
| Alafan | 665 | 867 | - | - |
| Simeulue | 9 366 | 12 306 | - | - |

Catatan/*Note*: ...Sumber/*Source*: Dinas Perkebunan, Peternakan dan Kesehatan Hewan Kabupaten Simeulue/*Plantation, Livestock and Animal Health Office Simeulue Regency*

Tabel 5.3.3 **Jumlah Populasi Ternak Kecil Per Kecamatan di Kabupten Simeulue, 2019**
Table 5.3.3 **Small Livestock Population by Subdistrict in Simeulue Regency, 2019**

| Kecamatan Subdistrict | Kambing Goat | | Domba Sheep | |
|--------------------------|-----------------|------------------|----------------|------------------|
| | Jantan Male | Betina Female | Jantan Male | Betina Female |
| (1) | (2) | (3) | (4) | (5) |
| Teupah Selatan | 105 | 352 | - | - |
| Simeulue Timur | 98 | 219 | - | - |
| Teupah Barat | 78 | 226 | - | - |
| Teupah Tengah | 85 | 120 | - | - |
| Simeulue Tengah | 89 | 183 | - | - |
| Teluk Dalam | 79 | 237 | - | - |
| Simeulue Cut | 54 | 118 | - | - |
| Salang | 86 | 238 | - | - |
| Simeulue Barat | 66 | 236 | - | - |
| Alafan | 68 | 224 | - | - |
| Simeulue | 808 | 2 153 | - | - |

Catatan/Note: ...

Sumber/Source: Kepala Dinas Perkebunan, Peternakan dan Kesehatan Hewan Kabupaten Simeulue/*Plantation, Livestock and Animal Health Office Simeulue Regency*

Tabel
Table 5.3.4

**Jumlah Populasi Ternak Unggas Per Kecamatan di
Kabupaten Simeulue, 2019**
*Poultry Population by Subdistrict in Simeulue Regency,
2019*

| Kecamatan Subdistrict | Ayam Buras Free-Range Chicken | Ayam Ras Petelur Laying Chicken | Ayam Ras Pedaging Broiler Chicken | Itik Duck |
|--------------------------|-------------------------------------|---------------------------------------|---|--------------|
| (1) | (2) | (3) | (4) | (5) |
| Teupah Selatan | 2 367 | - | 400 | 37 |
| Simeulue Timur | 3 524 | 2 346 | 1 200 | 93 |
| Teupah Barat | 2 236 | - | 400 | 38 |
| Teupah Tengah | 2 761 | - | 400 | 25 |
| Simeulue Tengah | 2 464 | 700 | 600 | 65 |
| Teluk Dalam | 1 432 | - | 200 | 29 |
| Simeulue Cut | 1 561 | 1 200 | 200 | 23 |
| Salang | 2 326 | - | 201 | 38 |
| Simeulue Barat | 2 461 | - | 300 | 46 |
| Alafan | 2 372 | - | 200 | 27 |
| Simeulue | 23 504 | 4 246 | 4 101 | 421 |

Catatan/Note: ...

Sumber/Source: Kepala Dinas Perkebunan, Peternakan dan Kesehatan Hewan Kabupaten Simeulue/*Plantation, Livestock and Animal Health Office Simeulue Regency*

Tabel
Table 5.3.5

Produksi Telur, Susu dan Kulit Per Kecamatan di Kabupaten Simeulue, 2019
Egg, Milk and Leather Production by Subdistrict in Simeulue Regency, 2019

| Kecamatan Subdistrict | Telur (Kg) Egg (Kg) | | | Susu (lt) Milk (lt) |
|--------------------------|-------------------------------------|---------------------------------------|-----------------|------------------------|
| | Ayam Buras Free-Range Chicken | Ayam Ras Petelur Laying Chicken | Itik Duck | Sapi Cattle |
| (1) | (2) | (3) | (4) | (5) |
| Teupah Selatan | 462,00 | - | 241,50 | - |
| Simeulue Timur | 2 784,00 | - | 2 018,25 | - |
| Teupah Barat | 690,00 | - | 340,76 | - |
| Teupah Tengah | 420,00 | - | 345,00 | - |
| Simeulue Tengah | 1 076,40 | - | 329,20 | - |
| Teluk Dalam | 549,60 | - | 250,26 | - |
| Simeulue Cut | 483,60 | - | 299,00 | - |
| Salang | 522,00 | - | 339,21 | - |
| Simeulue Barat | 546,00 | - | 273,21 | - |
| Alafan | 540,00 | - | 271,76 | - |
| Simeulue | 8 073,60 | - | 4 708,15 | - |

Lanjutan Tabel/*Continued Table* 5.3.5

| Kecamatan <i>Subdistrict</i> | Kulit <i>Leather (Sheet)</i> | | | |
|---------------------------------|---------------------------------|--------------------------|------------------------|-----------------------|
| | Sapi <i>Cattle</i> | Kerbau <i>Bufallo</i> | Kambing <i>Goat</i> | Domba <i>Sheep</i> |
| (1) | (6) | (7) | (8) | (9) |
| Teupah Selatan | 867 | 978 | - | - |
| Simeulue Timur | 949 | 1 013 | - | - |
| Teupah Barat | 678 | 876 | - | - |
| Teupah Tengah | 682 | 984 | - | - |
| Simeulue Tengah | 1 282 | 1 607 | - | - |
| Teluk Dalam | 793 | 879 | - | - |
| Simeulue Cut | 571 | 895 | - | - |
| Salang | 963 | 1 558 | - | - |
| Simeulue Barat | 1 916 | 2 649 | - | - |
| Alafan | 665 | 867 | - | - |
| Simeulue | 9 366 | 12 306 | - | - |

Catatan/*Note*: ...Sumber/*Source*: Dinas Perkebunan, Peternakan dan Kesehatan Hewan Kabupaten Simeulue/*Plantation, Livestock and Animal Health Office Simeulue Regency*

Tabel 5.3.5 **Produksi Daging Menurut Jenis Ternak Per Kecamatan di Kabupten Simeulue, 2019**
Meat Production by Livestock Type per Subdistrict in Simeulue Regency, 2019

| Kecamatan Subdistrict | Daging (Kg) Meat (Kg) | | | |
|--------------------------|--------------------------|-------------------|------------------|----------------|
| | Sapi Cattle | Kerbau Buffalo | Kambing Goat | Domba Sheep |
| (1) | (2) | (3) | (4) | (5) |
| Teupah Selatan | 705,00 | 10 222,50 | 675,00 | - |
| Simeulue Timur | 6 521,25 | 122 887,50 | 12 212,50 | - |
| Teupah Barat | - | 12 832,50 | 850,00 | - |
| Teupah Tengah | 176,25 | 15 877,50 | 775,00 | - |
| Simeulue Tengah | 176,25 | 21 532,50 | 1 012,50 | - |
| Teluk Dalam | - | 11 092,50 | 525,00 | - |
| Simeulue Cut | - | 13 050,00 | 675,00 | - |
| Salang | - | 15 225,00 | 700,00 | - |
| Simeulue Barat | - | 20 010,00 | 712,50 | - |
| Alafan | - | 8 047,50 | 400,00 | - |
| Simeulue | 7 578,75 | 250 777,50 | 18 537,50 | - |

Lanjutan Tabel/*Continued Table* 5.3.5

| Kecamatan <i>Subdistrict</i> | Daging (Kg) Meat (Kg) | | | |
|---------------------------------|---|--|--|---------------------|
| | Ayam Buras <i>Free-Range Chicken</i> | Ayam Ras Petelur <i>Laying Chicken</i> | Ayam Ras Pedaging <i>Broiler Chicken</i> | Itik <i>Duck</i> |
| (1) | (6) | (7) | (8) | (9) |
| Teupah Selatan | - | - | 2 376,00 | 241,50 |
| Simeulue Timur | - | - | 77 256,00 | 2 018,25 |
| Teupah Barat | - | - | 28 800,00 | 350,75 |
| Teupah Tengah | - | - | 576,00 | 345,00 |
| Simeulue Tengah | - | - | - | 339,25 |
| Teluk Dalam | - | - | - | 270,25 |
| Simeulue Cut | - | - | 4 320,00 | 299,00 |
| Salang | - | - | 288,00 | 339,25 |
| Simeulue Barat | - | - | - | 293,25 |
| Alafan | - | - | - | 281,75 |
| Simeulue | - | - | 113 616,00 | 4 778,25 |

Catatan/*Note*: ...Sumber/*Source*: Dinas Perkebunan, Peternakan dan Kesehatan Hewan Kabupaten Simeulue/*Plantation, Livestock and Animal Health Office Simeulue Regency*

**5.4 PERIKANAN
FISHERY**

Tabel 5.3.1 **Produksi Pembudidayaan Ikan di Kabupaten Simeulue, 2019**
Table 5.3.1 **Fish Breeding Production in Simeulue Regency, 2019**

| Kecamatan Subdistrict | Komoditas Comodity | Luas Lahan (M ²) Land Area (M ²) | Produksi (Kg) Production (Kg) | Harga rata- rata per Kg (Rp) Average price per Kg (Rp) | Nilai Produksi (Rp) Production Value (Rp) |
|--------------------------|---------------------------|---|--|--|--|
| (1) | (2) | (3) | (4) | (5) | (6) |
| Teupah Selatan | - | - | - | - | - |
| Simeulue Timur | Bandeng | 5000 | 1 000 | 15 000 | 15 000 000 |
| | Lele Sangkuriang | 400 | 2 610 | 25 000 | 65 250 000 |
| | Patin | 50 | 300 | 25 000 | 75 000 000 |
| | Gurame | 100 | 420 | 25 000 | 10 500 000 |
| Teupah Barat | - | - | - | - | - |
| Teupah Tengah | - | - | - | - | - |
| Simeulue Tengah | Lele Sangkuriang | 200 | 320 | 25 000 | 8 000 000 |
| Teluk Dalam | Bandeng | 0.5 | 30 | 15.000 | 450 000 |
| | Patin | 5 050 | 1 250 | 25.000 | 31 250 000 |
| | Ikan Kerapu, dan Kakap | 50 | 400 | 40.000 | 16 000 000 |
| Simeulue Cut | - | - | - | - | - |
| Salang | Lele Sangkuriang | 20 | 10 | 25 000 | 250 000 |
| Simeulue Barat | Lele Lokal | 5 000 | 1 200 | 35 000 | 42 000 000 |
| | Bandeng | 5 000 | 1 000 | 15 000 | 15 000 000 |
| Alafan | Bandeng | 5 000 | 1 000 | 15 000 | 15 000 000 |
| | Kuwe | 30 | 40 | 30 000 | 1 200 000 |

Catatan/Note: ...

Sumber/Source: Dinas Kelautan dan Perikanan Kabupaten Simeulue/Department of Marine Affairs and Fisheries Simeulue Regency

Tabel 5.3.2 Jumlah Alat Tangkap Ikan di Kabupaten Simeulue, 2015-2019
Table *Number of Fishing Tools in Simeulue Regency, 2015-2019*

| Jenis Alat Tangkap Types of Fishing Tools | 2015 | 2016 | 2017 | 2018 | 2019 |
|---|--------|--------|--------|--------|--------|
| (1) | (2) | (3) | (4) | (5) | (6) |
| Purseine | 0 | 0 | 0 | 0 | 0 |
| Jaring Insang | 916 | 2 548 | 647 | 587 | 0 |
| Jaring Udang | 916 | 2 548 | 65 | 126 | 0 |
| Pancing | 18 263 | 0 | | | 0 |
| Serok | 0 | 0 | 0 | 0 | 0 |
| Bubu | 0 | 0 | 108 | 134 | 0 |
| Pancing Tangan | 19 568 | 19 870 | 23 752 | 22 795 | 23 890 |
| Pancing Rawai | 281 | 331 | 408 | 475 | 550 |
| Jaring | 0 | 0 | 372 | 643 | |
| Kompresor | 0 | 0 | 0 | 0 | 0 |

Catatan/Note: ...

Sumber/Source: Dinas Kelautan dan Perikanan Kabupaten Simeulue/Department of Marine Affairs and Fisheries Simeulue Regency

Tabel 5.3.3 Jumlah Fasilitas pendukung Perikanan dan Kelautan di Kabupaten Simeulue, 2015-2019
Number of supporting facilities for fisheries and marine in Simeulue Regency, 2015-2019

| Jenis Fasilitas Type of Facility | 2015 | 2016 | 2017 | 2018 | 2019 |
|---|------|------|------|------|------|
| (1) | (2) | (3) | (4) | (5) | (6) |
| PPI (unit) | 1 | 1 | 1 | 1 | 1 |
| TPI (unit) | 14 | 14 | 18 | 14 | 14 |
| Jumlah Pasar ikan (Unit) | 12 | 12 | 12 | 12 | 12 |
| Jumlah Keramba Tancap (unit) | 136 | - | 29 | 7 | 0 |
| Jumlah Keramba Apung (unit) | 39 | - | 30 | 21 | 10 |
| Pabrik Es | 3 | 3 | 5 | 5 | 5 |
| Tempat Penyimpanan Ikan (Cold Storage) | 1 | 1 | 1 | 2 | 2 |
| Koperasi Perikanan | 3 | 10 | 16 | 17 | 0 |
| Ice Flake | 0 | 2 | 3 | 3 | 3 |
| Tambatan Perahu | 32 | 32 | 42 | 49 | 49 |
| Kolam Pelabuhan Perikanan | 10 | 25 | 49 | 55 | 55 |
| Cool Box | 910 | 1,25 | 561 | 642 | 389 |
| Mobil Pembeku | 2 | 2 | 2 | 2 | 2 |

Catatan/Note: ...

Sumber/Source: Dinas Kelautan dan Perikanan Kabupaten Simeulue/Department of Marine Affairs and Fisheries Simeulue Regency

Tabel
Table 5.3.4

Kondisi Perkembangan Jumlah dan Kelompok Nelayan serta Pembinaan Nelayan, 2015-2019
Conditions for the Development of the Number and Groups of Fishermen and the Development of Fishermen, 2015-2019

| Uraian Description | 2015 | 2016 | 2017 | 2018 | 2019 |
|---|-------------|-------------|-------------|-------------|-------------|
| (1) | (2) | (3) | (4) | (5) | (6) |
| Nelayan Tetap (Orang) | 2 447 | 3 840 | 2 632 | 3 067 | 3 111 |
| Nelayan Tidak Tetap (orang) | 1 026 | 895 | 1.201 | 880 | 750 |
| Jumlah Petambak (Orang) | 20 | 0 | 22 | 25 | 3 |
| Jumlah Petani Ikan Kolum (orang) | 84 | 59 | 1 | 1 | 21 |
| Jumlah Petani Ikan Air Tawar (Klp) | 49 | 20 | 316 | 229 | 15 |
| Kelompok Nelayan (klp) | 71 | 87 | 139 | 103 | 103 |
| Jumlah Nelayan/Petambak yang dibina | 25 | - | 2 | 3 | 3 |
| Jumlah Kelompok Nelayan yang dibina (klp) | 43 | 87 | 97 | 103 | 103 |
| Jumlah petani ikan yang dibina (orang) | 5 | 34 | 57 | 45 | 15 |
| Jumlah kelompok pengolahan Ikan (Klp) | 6 | 8 | 16 | 10 | 7 |
| Jumlah Kelompok pengolahan ikan yang dibina (klp) | 4 | 5 | 16 | 10 | 7 |
| Jumlah Pelaku Usaha Pengolah Ikan (orang) | 28 | 35 | 161 | 320 | 350 |
| Jumlah Usaha Pengolahan Ikan (Unit) | 7 | 8 | 9 | 11 | 9 |

Catatan/Note: ...

Sumber/Source: Dinas Kelautan dan Perikanan Kabupaten Simeulue/Department of Marine Affairs and Fisheries Simeulue Regency

Tabel 5.3.5 **Jumlah Produksi dan Nilai Produksi Perikanan Tangkap dan Budidaya, 2019**
Table **Total Production and Production Value of Catch and Aquaculture Fisheries, 2019**

| Uraian | 2019 |
|--|-------------|
| Description | |
| (1) | (2) |
| Jumlah Produksi Perikanan Laut/Tangkap (Ton) | 17 173,00 |
| Jumlah Produksi Perikanan Budidaya (Ton) | 9,58 |
| Nilai Produksi Perikanan Tangkap (Rp. Milyar) | 686,91 |
| Nilai Produksi Perikanan Budidaya (Rp. Milyar) | 0,23 |

Catatan/Note: ...

Sumber/Source: Dinas Kelautan dan Perikanan Kabupaten Simeulue/Department of Marine Affairs and Fisheries Simeulue Regency

5.4 TANAMAN PANGAN FOOD CROPS

Tabel 5.4.1 Luas Panen dan Produksi Padi di Kabupaten Simeulue, 2020
Table 5.4.1 Harvested Area and Production of Rice in Simeulue Regency, 2020

| Bulan <i>Month</i> | Luas Panen KSA Total | Produksi GKG (Total) | Produksi Beras |
|---------------------------------|----------------------|-------------------------|----------------|
| (1) | (2) | (3) | (4) |
| Januari <i>January</i> | 1 190,72 | 2 851,48 | 1 634,23 |
| Februari <i>February</i> | 1 795,19 | 4 299,04 | 2 463,85 |
| Maret <i>March</i> | 630,60 | 1 510,13 | 865,48 |
| April <i>April</i> | 338,06 | 809,57 | 463,98 |
| Mei <i>May</i> | 224,69 | 1 176,53 | 674,29 |
| Juni <i>June</i> | - | - | - |
| Juli <i>July</i> | - | - | - |
| Agustus <i>August</i> | - | - | - |
| September* <i>September*</i> | - | - | - |
| Oktober** <i>October**</i> | - | - | - |
| November** <i>November**</i> | 768,31 | 4 511,04 | 2 585,35 |
| Desember** <i>December**</i> | 2 628,18 | 15 431,06 | 8 843,78 |

Catatan/Note: * Produksi padi September 2020 adalah angka sementara karena masih menggunakan produktivitas Subround III tahun 2019.
** Produksi padi Oktober-Desember 2020 adalah angka sementara karena masih menggunakan angka potensi luas panen dan produktivitas Subround III tahun 2019.

Sumber/Source: Badan Pusat Statistik Provinsi Aceh/BPS-Statistic of Aceh Province

Tabel
Table 5.4.2

Luas Tanam, Luas Panen dan Produksi Padi Sawah Menurut Kecamatan dan Musim Tanam di Kabupaten Simeulue, 2020
Planted area, harvesting area and production of paddy by sub Regency in Simeulue Regency, 2020

| Kecamatan Subdistrict | Luas Tanam Planted Area (Ha) | | Total Gadu Rendeng |
|--------------------------|------------------------------------|-----------------|--------------------|
| | Rendeng | Gadu | |
| (1) | (2) | (3) | (4) |
| Teupah Selatan | 283,70 | 496,30 | 780,00 |
| Simeulue Timur | 101,90 | 312,60 | 414,50 |
| Teupah Barat | 382,80 | 482,70 | 865,50 |
| Teupah Tengah | 108,70 | 325,10 | 433,80 |
| Simeulue Tengah | 645,40 | 825,20 | 1 470,60 |
| Teluk Dalam | 187,60 | 427,90 | 615,50 |
| Simeulue Cut | 321,30 | 456,80 | 778,10 |
| Salang | 796,40 | 781,90 | 1 578,30 |
| Simeulue Barat | 883,90 | 1 242,70 | 2 126,60 |
| Alafan | 405,90 | 530,90 | 936,80 |
| Simeulue | 4 117,60 | 5 882,10 | 9 999,70 |

Lanjutan Tabel/Continued Table 5.4.2

| Kecamatan Subdistrict | Luas Panen Harvested Area (Ha) | | Total Gadu Rendeng | Produksi Production (Ton) |
|--------------------------|--------------------------------------|-----------------|-----------------------|---------------------------------|
| | Rendeng | Gadu | | |
| (1) | (6) | (7) | (8) | (9) |
| Teupah Selatan | 292,40 | 40,40 | 332,80 | 1 381,12 |
| Simeulue Timur | 121,10 | 293,40 | 414,50 | 1 911,84 |
| Teupah Barat | 406,80 | 227,00 | 633,80 | 2 733,22 |
| Teupah Tengah | 110,60 | 225,10 | 335,70 | 1 426,73 |
| Simeulue Tengah | 656,90 | 522,30 | 1 179,20 | 5 039,79 |
| Teluk Dalam | 182,70 | 266,50 | 449,20 | 1 897,76 |
| Simeulue Cut | 337,60 | 194,30 | 531,90 | 2 313,77 |
| Salang | 796,40 | 76,90 | 873,30 | 3 737,72 |
| Simeulue Barat | 883,90 | 1 242,70 | 2 126,60 | 9 143,95 |
| Alafan | 460,60 | 57,70 | 518,30 | 1 918,08 |
| Simeulue | 4 249,00 | 3 146,30 | 7 395,30 | 31 503,98 |

Catatan/Note: ...

Sumber/Source: Dinas Pertanian dan Pangan Kabupaten Simeulue
Food and Agriculture Service of Simeulue Regency

Tabel
Table 5.4.3

Luas Tanam, Luas Panen dan Produksi Jagung Menurut Kecamatan di Kabupaten Simeulue, 2020
Planted area, harvesting area and production of corn by Subdistrict in Simeulue Regency, 2020

| Kecamatan Subdistrict | Luas Tanam Planted Area | Luas Panen Harvested Area (Ha) | Produksi Production (kg) |
|--------------------------|----------------------------|--------------------------------------|--------------------------------|
| (1) | (2) | (3) | (4) |
| Teupah Selatan | - | - | - |
| Simeulue Timur | - | - | - |
| Teupah Barat | - | - | - |
| Teupah Tengah | - | - | - |
| Simeulue Tengah | - | - | - |
| Teluk Dalam | 1,0 | 1,0 | 800,0 |
| Simeulue Cut | - | - | - |
| Salang | - | - | - |
| Simeulue Barat | 1,0 | 1,0 | 900,0 |
| Alafan | - | - | - |
| Simeulue | 2,0 | 2,0 | 1 700,0 |

Catatan/Note: ...
Sumber/Source: Dinas Pertanian dan Pangan Kabupaten Simeulue
Food and Agriculture Service of Simeulue Regency

Tabel
Table 5.4.4

Luas Tanam, Luas Panen dan Produksi Ubi Kayu Menurut Kecamatan di Kabupaten Simeulue, 2020
Planted area, harvesting area and production of cassava by Subdistrict in Simeulue Regency, 2020

| Kecamatan Subdistrict | Luas Tanam Planted Area | Luas Panen Harvested Area (Ha) | Produksi Production (kg) |
|--------------------------|----------------------------|--------------------------------------|--------------------------------|
| (1) | (2) | (3) | (4) |
| Teupah Selatan | 10,0 | 10,0 | 40 000,0 |
| Simeulue Timur | 2,0 | 2,0 | 8 000,0 |
| Teupah Barat | 7,0 | 7,0 | 21 000,0 |
| Teupah Tengah | 11,0 | 11,0 | 44 000,0 |
| Simeulue Tengah | 3,0 | 3,0 | 12 000,0 |
| Teluk Dalam | - | - | - |
| Simeulue Cut | - | - | - |
| Salang | 12,0 | 12,0 | 48 000,0 |
| Simeulue Barat | 2,0 | 2,0 | 8 000,0 |
| Alafan | - | - | - |
| Simeulue | 47,0 | 47,0 | 181 000,0 |

Catatan/Note: ...

Sumber/Source: Dinas Pertanian dan Pangan Kabupaten Simeulue
Food and Agriculture Service of Simeulue Regency

Tabel 5.4.5 Luas Tanam, Luas Panen dan Produksi Ubi Jalar Menurut Kecamatan di Kabupaten Simeulue, 2020
Planted area, harvesting area and production of sweet potato by Subdistrict in Simeulue Regency, 2020

| Kecamatan Subdistrict | Luas Tanam Planted Area | Luas Panen Harvested Area (Ha) | Produksi Production (kg) |
|--------------------------|----------------------------|--------------------------------------|--------------------------------|
| (1) | (2) | (3) | (4) |
| Teupah Selatan | 7,0 | 7,0 | 31 500,0 |
| Simeulue Timur | - | - | - |
| Teupah Barat | - | - | - |
| Teupah Tengah | - | - | - |
| Simeulue Tengah | - | - | - |
| Teluk Dalam | - | - | - |
| Simeulue Cut | - | - | - |
| Salang | 1,0 | 1,0 | 4 500,0 |
| Simeulue Barat | - | - | - |
| Alafan | - | - | - |
| Simeulue | 8,0 | 8,0 | 36 000,0 |

Catatan/Note: ...
 Sumber/Source: Dinas Pertanian dan Pangan Kabupaten Simeulue
 Food and Agriculture Service of Simeulue Regency

**INDUSTRI, PERTAMBANGAN
DAN ENERGI**

INDUSTRY, MINING, AND ENERGY

Jumlah Industri dan Tenaga Kerjanya

269

Jumlah
/Total

INDUSTRI KECIL

771

Tenaga Kerja
/Labour

129

Tenaga Kerja/
Labour

INDUSTRI BESAR

3

Jumlah
/Total

**Daya Terpasang, Produksi, dan Distribusi
listrik PT. PLN (Persero) pada Cabang/Ranting PLN**

Daya Terpasang
/Installed Electricity
Power (KW)

24.464.100

Produksi Listrik
/Electricity Production
(KWh)

8.079.336

Listrik Terjual
/Electricity Sold (KWh)

2.906.229

Susut/Hilang
Shrinkage/Lost (KWh)

173.109

PENJELASAN TEKNIS

1. Pelanggan adalah individu atau kelompok, baik rumah tangga, perusahaan atau institusi non profit yang membeli air bersih dari perusahaan air bersih.
2. Air disalurkan adalah volume air bersih dari perusahaan air bersih

TECHNICAL NOTES

1. *Customers are individuals or groups, whether household, company or non-profit institutions that buy water supply from water supply establishment.*
2. *Distributed water is the volume of water supply from water supply establishment*

<https://simeuluekab.bps.go.id>

6.1 INDUSTRI INDUSTRY

Tabel 6.1.1 **Jumlah Industri Kecil Menengah Menurut Jenis Industri di Kabupaten Simeulue, 2020**
Table 6.1.1 **Number of Small-Medium Industry by Type of Industry in Simeulue Regency, 2020**

| Jenis Industri <i>Type of Industry</i> | Unit Usaha <i>Unit</i> | Tenaga Kerja <i>Labour</i> | Jumlah Dari | | % Pemasaran Ekspor <i>% Export Marketing</i> | Keterangan <i>Explanaiton</i> |
|---|------------------------------|----------------------------------|---------------------------------|-------------------------------|--|----------------------------------|
| | | | Investasi <i>Investation</i> | Produksi <i>Production</i> | | |
| (1) | (2) | (3) | (4) | (5) | (6) | (7) |
| Industri Pangan/ Food Industry | 176 | 484 | 7 394 300 000 | 14 011 240 000 | - | - |
| Industri Sandang/ Clothing Industry | 52 | 106 | 2 185 000 000 | 3 814 080 000 | - | - |
| Industri Kimia dan Bahan Bangunan/ Industrial Chemicals and Building Materials | 8 | 32 | 140 000 000 | 826 560 000 | - | Industri Batubata |
| Industri Logam dan Elektronik/ Metal and Electronic Industry | 17 | 16 | 110 000 000 | 450 240 000 | - | Industri Pandai Besi |
| Industri Kerajinan Lainnya/ Other Craft Industry | 16 | 71 | 285 000 000 | 808 680 000 | - | - |
| Simeulue | 269 | 709 | 10 114 300 000 | 19 910 800 000 | - | - |

Catatan/Note: ...

Sumber/Source: Dinas Perindustrian, Perdagangan, Koperasi dan UKM Kab. Simeulue /
Industrial, Trade and Cooperative Office of Simeulue Regency

Tabel
Table 6.1.2**Jumlah Kelompok Pedagang dan Perusahaan Industri di Kabupaten Simeulue, 2020**
Number of trader group and industry company in Simeulue Regency, 2020

| Uraian <i>Description</i> | Satuan <i>Unit</i> | Jumlah <i>Total</i> |
|---|------------------------------|-------------------------------|
| (1) | (2) | (3) |
| A. Jumlah Kelompok Pedagang/ Usaha Informal yang Mendapat Bantuan Pemda | Kelompok | 6 |
| B. Jumlah Kelompok Pengrajin | Kelompok | 0 |
| C. Jumlah Kelompok Pengrajin yang Mendapat Bantuan Pemda | Kelompok | 1 |
| D. Jumlah Perusahaan Industri Besar Sedang Menurut Subsektor | Perusahaan | 0 |
| 1. Makanan dan Minuman | Perusahaan | 0 |
| 2. Kayu, Barang dari Kayu dan Anyaman | Perusahaan | 0 |
| 3. Penerbitan, Percetakan, dan Reproduksi | Perusahaan | 0 |
| 4. Barang Galian Bukan Logam | Perusahaan | 0 |
| 5. Kendaraan Bermotor | Perusahaan | 0 |
| 6. Alat angkut lainnya | Perusahaan | 0 |
| 7. Industri Lainnya | Perusahaan | 0 |

Catatan/Note: ...

Sumber/Source: Dinas Perindustrian, Perdagangan, Koperasi dan UKM Kab. Simeulue / Industrial, Trade and Cooperative Office of Simeulue Regency

Tabel 6.1.3 Jumlah Industri dan Tenaga Kerjanya Menurut Kecamatan di Kabupaten Simeulue, 2020
Number of Industry and Labour by Subdistrict in Simeulue Regency, 2020

| Kecamatan Subdistrict | Industri Besar Large Industry | | Industri Sedang Medium Industry | | Industri Kecil Small Industry | | Industri Mikro Micro Industry | |
|--------------------------|----------------------------------|---------------------------|------------------------------------|---------------------------|----------------------------------|---------------------------|----------------------------------|---------------------------|
| | Jumlah Total | Tenaga Kerja Labour | Jumlah Total | Tenaga Kerja Labour | Jumlah Total | Tenaga Kerja Labour | Jumlah Total | Tenaga Kerja Labour |
| (1) | (2) | (3) | (4) | (5) | (6) | (7) | (8) | (9) |
| Teupah Selatan | 1 | 34 | 0 | 0 | 11 | 50 | 0 | 0 |
| Simeulue Timur | 1 | 61 | 0 | 0 | 142 | 519 | 0 | 0 |
| Teupah Barat | 0 | 0 | 0 | 0 | 21 | 56 | 0 | 0 |
| Teupah Tengah | 0 | 0 | 0 | 0 | 19 | 43 | 0 | 0 |
| Simeulue Tengah | 1 | 34 | 0 | 0 | 22 | 24 | 0 | 0 |
| Teluk Dalam | 0 | 0 | 0 | 0 | 8 | 10 | 0 | 0 |
| Simeulue Cut | 0 | 0 | 0 | 0 | 11 | 18 | 0 | 0 |
| Salang | 0 | 0 | 0 | 0 | 14 | 18 | 0 | 0 |
| Simeulue Barat | 0 | 0 | 0 | 0 | 16 | 28 | 0 | 0 |
| Alafan | 0 | 0 | 0 | 0 | 5 | 5 | 0 | 0 |
| Simeulue | 3 | 129 | 0 | 0 | 269 | 771 | 0 | 0 |

Catatan/Note: ...
 Sumber/Source: Dinas Perindustrian, Perdagangan, Koperasi dan UKM Kab. Simeulue /
 Industrial, Trade and Cooperative Office of Simeulue Regency

Tabel 6.1.4 Jumlah Perusahaan Menurut Bentuk Badan Hukum di Kabupaten Simeulue, 2016–2020
Table 6.1.4 Number of Establishments by Type of Business Entity in Simeulue Regency, 2016–2020

| Tipe Badan Hukum <i>Type of Business Entity</i> | 2016 | 2017 | 2018 | 2019 | 2020 |
|---|-------------|-------------|-------------|-------------|-------------|
| (1) | (2) | (3) | (4) | (5) | (6) |
| Perseroan Terbatas | 1 | 1 | 2 | 2 | 2 |
| CV/Firma | 1 | 1 | 1 | 1 | 1 |
| Koperasi | 0 | 0 | 0 | 0 | 0 |
| Perorangan | 0 | 0 | 0 | 0 | 0 |
| Lainnya | 0 | 0 | 0 | 0 | 0 |

Catatan/Note: ...

Sumber/Source: Dinas Perindustrian, Perdagangan, Koperasi dan UKM Kab. Simeulue / Industrial, Trade and Cooperative Office of Simeulue Regency

6.2 ENERGY

Tabel 6.2.1 Daya Terpasang, Produksi, dan Distribusi Listrik PT. PLN (Persero) pada Cabang/Ranting PLN Menurut Kecamatan di Kabupaten Simeulue, 2019
Installed Electricity Power, Production, and Distribution of PT. PLN (Persero) at PLN Branch by Subdistrict in Simeulue Regency, 2019

| Kecamatan Subdistrict | Daya Terpasang Installed Electricity Power (KW) | Produksi Listrik Electricity Production (KWh) | Listrik Terjual Electricity Sold (KWh) | Dipakai Sendiri Own Used (KWh) | Susut/ Hilang Shrinkage/ Lost (KWh) |
|--------------------------|--|---|--|--|---|
| (1) | (2) | (3) | (4) | (5) | (6) |
| Teupah Selatan | 1 685 300 | 277 140 | 261 561 | - | 15 580 |
| Simeulue Timur | 9 220 999 | 1 200 941 | 1 133 429 | - | 67 512 |
| Teupah Barat | 1 485 907 | 215 554 | 203 436 | - | 12 118 |
| Teupah Tengah | 2 057 128 | 246 347 | 232 498 | - | 13 849 |
| Simeulue Tengah | 1 987 388 | 246 347 | 232 498 | - | 13 850 |
| Teluk Dalam | 1 208 950 | 184 760 | 174 374 | - | 10 386 |
| Simeulue Cut | 1 389 282 | 61 587 | 58 125 | - | 3 462 |
| Salang | 1 718 450 | 92 380 | 87 187 | - | 5 193 |
| Simeulue Barat | 2 042 850 | 369 520 | 348 747 | - | 20 773 |
| Alafan | 1 667 846 | 184 760 | 174 374 | - | 10 386 |
| Simeulue | 24 464 100 | 3 079 336 | 2 906 229 | - | 173 109 |

Catatan/Note: ...

Sumber/Source: PT PLN Cabang Sinabang

Tabel
Table 6.2.2**Jumlah Pelanggan Listrik Menurut Kecamatan di
Kabupaten Simeulue, 2015–2019**
**Number of Electricity Customers by Subdistrict in Simeulue
Regency, 2015–2019**

| Kecamatan Subdistrict | 2015 | 2016 | 2017 | 2018 | 2019 |
|----------------------------------|---------------|---------------|---------------|---------------|---------------|
| (1) | (2) | (3) | (4) | (5) | (6) |
| Teupah Selatan | 1 824 | 1 873 | 1 935 | 2 025 | 2 124 |
| Simeulue Timur | 7 233 | 7 427 | 7 672 | 8 028 | 8 421 |
| Teupah Barat | 1 651 | 1 695 | 1 751 | 1 832 | 1 922 |
| Teupah Tengah | 1 653 | 1 698 | 1 753 | 1 835 | 1 925 |
| Simeulue Tengah | 1 998 | 2 051 | 2 119 | 2 217 | 2 326 |
| Teluk Dalam | 1 072 | 1 101 | 1 137 | 1 189 | 1 248 |
| Simeulue Cut | 499 | 516 | 528 | 552 | 580 |
| Salang | 1 513 | 1 554 | 1 605 | 1 679 | 1 762 |
| Simeulue Barat | 2 087 | 2 140 | 2 218 | 2 316 | 2 430 |
| Alafan | 1 082 | 1 110 | 1 148 | 1 208 | 1 261 |
| Simeulue | 20 612 | 21 165 | 21 866 | 22 881 | 23 999 |

Catatan/Note: ...

Sumber/Source: PT PLN Cabang Sinabang

Tabel 6.2.3 Jumlah Pelanggan dan Air yang Disalurkan Menurut Kecamatan di Kabupaten Simeulue, 2019
Number of Customers and Distributed Water by Subdistrict in Simeulue Regency, 2019

| Kecamatan Subdistrict | Pelanggan Number of Customers | Air Disalurkan Distributed Water (m ³) | Nilai Value (Rp) |
|--------------------------|----------------------------------|--|------------------------|
| (1) | (2) | (3) | (4) |
| Teupah Selatan | - | - | - |
| Simeulue Timur | 3 375 | 277 953 | 2 240 794 060 |
| Teupah Barat | 420 | 13 868 | 85 571 180 |
| Teupah Tengah | - | - | - |
| Simeulue Tengah | 435 | 13 703 | 95 311 740 |
| Teluk Dalam | - | - | - |
| Simeulue Cut | - | - | - |
| Salang | - | - | - |
| Simeulue Barat | 660 | 40 915 | 207 498 650 |
| Alafan | - | - | - |
| Simeulue | 4 890 | 346 439 | 2 629 175 630 |

Catatan/Note: ...

Sumber/Source: PDAM Ate Fulawan



Pariwisata

Tourism


Jumlah Wisatawan Asing dan Wisatawan Nusantara di Kabupaten Simeulue, 2018
Number of Foreign Visitor and Domestic Visitor in Simeulue Regency, 2018

Tamu Asing :
1 160



Tamu Domestik:
53 429

Sumber : Dinas Kebudayaan, Pariwisata, Pemuda dan Olah Raga Kab. Simeulue



PENJELASAN TEKNIS**TECHNICAL NOTES**

1. Wisatawan mancanegara (wisman) ialah setiap pengunjung yang mengunjungi suatu negara di luar tempat tinggalnya, didorong oleh satu atau beberapa keperluan tanpa bermaksud memperoleh penghasilan di tempat yang dikunjungi dan lamanya kunjungan tersebut tidak lebih dari satu tahun (12 bulan). Definisi ini mencakup 2 (dua) kategori wisatawan mancanegara, yaitu :
 - a. Wisatawan (turis) ialah setiap pengunjung seperti definisi di atas yang tinggal paling sedikit 24 jam, akan tetapi tidak lebih dari 1 (satu) tahun di tempat yang dikunjungi, dengan maksud antara lain: berlibur, rekreasi, olah raga, bisnis, menghadiri pertemuan, studi, dan kunjungan dengan alasan kesehatan.
 - b. Excursionist ialah setiap pengunjung seperti definisi di atas yang tinggal kurang dari 24 jam di tempat yang dikunjungi (termasuk "Cruise passengers"). Cruise Passengers ialah setiap pengunjung yang tiba di suatu negara di mana mereka tidak menginap di akomodasi yang tersedia di negara tersebut, misalnya dengan kapal laut

1. *An International Visitor is any person visiting a country other than his usual place of residence for any reason other than for earning income in the country visited, and the length of stay is no more than one year (12 months). This definition covers two categories of foreign visitors, namely :*
 - a. *"Tourist" is any visitor staying for at least 24 hours, but no more than one year, in the country visited, with the intention of visiting, and for any of these purposes: Pleasure, recreation and sports, Business, visiting friends and relatives, missions, attending meetings, conferences, visit for health reasons and study.*
 - b. *"Excursionist" is any visitor staying less than 24 hours in the country visited including, "Cruise Passengers", i.e. visitors arriving in a country without staying in any accommodation available in the visited country.*

Tabel
Table 7.1**Jumlah Rumah Makan/Restoran Menurut Kecamatan di
Kabupaten Simeulue, 2016–2019**
**Number of Restaurants by Subdistrict in Simeulue Regency,
2016–2019**

| Kecamatan Subdistrict | 2016 | 2017 | 2018 | 2019 |
|--------------------------|-----------|-----------|-----------|-----------|
| (1) | (2) | (3) | (4) | (5) |
| Teupah Selatan | 1 | 0 | 0 | 0 |
| Simeulue Timur | 21 | 25 | 25 | 23 |
| Teupah Barat | 1 | 0 | 0 | 0 |
| Teupah Tengah | 2 | 0 | 0 | 1 |
| Simeulue Tengah | 0 | 1 | 3 | 0 |
| Teluk Dalam | 1 | 2 | 0 | 2 |
| Simeulue Cut | 2 | 1 | 0 | 1 |
| Salang | 0 | 0 | 2 | 1 |
| Simeulue Barat | 0 | 0 | 0 | 1 |
| Alafan | 1 | 1 | 2 | 0 |
| Simeulue | 29 | 30 | 32 | 29 |

Catatan/Note: ...

Sumber/Source: Dinas Penanaman Modal Tenaga Kerja Transmigrasi dan Pelayanan Terpadu Satu Pintu

Tabel
Table 7.2**Jumlah Wisatawan Asing dan Wisatawan Nusantara
menurut bulan di Kabupaten Simeulue, 2018**
**Number of Foreign Visitor and Domestic Visitor in
Simeulue Regency, 2018**

| Kecamatan Subdistrict | Tamu Asing/ Foreign Visitor | Tamu Domestik/ Domestic Visitor |
|----------------------------------|------------------------------------|--|
| (1) | (2) | (3) |
| Januari/January | 45 | 8 164 |
| Februari/February | 43 | 3 839 |
| Maret/March | 140 | 3 997 |
| April/April | 109 | 4 266 |
| Mei/May | 59 | 3 995 |
| Juni/June | 67 | 6 156 |
| Juli/July | 151 | 5 228 |
| Agustus/August | 87 | 4 068 |
| September/September | 229 | 3 785 |
| Oktober/October | 89 | 3 322 |
| November/November | 68 | 2 885 |
| Desember/December | 73 | 3 724 |
| Jumlah/ Total | 1 160 | 53 429 |

Catatan/Note: ...


Sumber/Source: Dinas Penanaman Modal Tenaga Kerja Transmigrasi dan Pelayanan Terpadu Satu Pintu

<https://simeuluekab.bps.go.id>

8

Transportasi dan Komunikasi

Transportation and Communication



PENJELASAN TEKNIS

1. Terdapat 2 Kantor pos di Kabupaten Simeulue, yaitu di Kecamatan Simeulue Timur dan Simeulue Tengah

TECHNICAL NOTES

1. *There are 2 post offices in Simeulue Regency, namely in Simeulue Timur and Simeulue Tengah Districts*

<https://simeuluekab.bps.go.id>

8.1 TRANSPORTASI TRANSPORTATION

Tabel 8.1.1 Panjang Jalan¹ Menurut Tingkat Kewenangan Pemerintahan di Kabupaten Simeulue (km), 2018–2020
Table 8.1.1 Length of Roads¹ by Level of Government Authority in Simeulue Regency (km), 2018–2020

| Tingkat Kewenangan Pemerintahan Level of Government Authority | 2018 | 2019 | 2020 |
|--|---------------|---------------|------|
| (1) | (2) | (3) | (4) |
| Negara ² /State ² | 65,18 | 65,18 | |
| Provinsi/Province | 236,12 | 237,71 | |
| Kabupaten/Kota Regency/Municipality | 480,43 | 480,43 | |
| Jumlah/Total | 352,36 | 352,36 | |

Catatan/Note: ¹ Data tidak termasuk panjang jalan tol/Excluding toll road

² Berdasarkan Keputusan Menteri Pekerjaan Umum dan Perumahan Rakyat No. 248/KPTS/M/2015/Based on Public Work and Public Housing Ministerial Decree No. 248/KPTS/M/2015

Sumber/Source: ...

Tabel 8.1.2 Panjang Jalan Menurut Jenis Permukaan Jalan di Kabupaten Simeulue (km), 2018–2020
Table 8.1.2 Length of Roads by Type of Road Surface in Simeulue Regency (km), 2018–2020

| Jenis Permukaan Jalan Type of Road Surface | 2018 | 2019 | 2020 |
|---|----------------|----------------|----------------|
| (1) | (2) | (3) | (4) |
| Aspal/Paved | 144,598 | 177,170 | 169,089 |
| Kerikil/Gravel | 35,241 | - | 38,435 |
| Tanah/Soil | 294,514 | 303,069 | 267,465 |
| Lainnya/Others | 6,077 | 0,191 | 5,441 |
| Jumlah/Total | 480,430 | 480,430 | 480,430 |

Catatan/Note: Hanya jalan kabupaten

Sumber/Source: Dinas Pekerjaan Umum dan Penataan Ruang Kabupaten Simeulue/ Public Works and Spatial Planning Office of Simeulue Regency

Tabel 8.1.3 Panjang Jalan Menurut Kondisi Jalan di Kabupaten Simeulue (km), 2018–2020
Table *Length of Roads by Condition of Roads in Simeulue Regency (km), 2018–2020*

| Kondisi Jalan Condition of Roads | 2018 | 2019 | 2020 |
|-------------------------------------|----------------|----------------|----------------|
| (1) | (2) | (3) | (4) |
| Baik/Good | 144,110 | 156,145 | 147,713 |
| Sedang/Moderate | 21,711 | 17,703 | 16,633 |
| Rusak/Damage | 4,028 | 3,513 | 37,453 |
| Rusak Berat/Severely Damage | 310,581 | 303,069 | 278,631 |
| Jumlah/Total | 480,430 | 480,430 | 480,430 |

Catatan/Note: Hanya jalan kabupaten

Sumber/Source: Dinas Pekerjaan Umum dan Penataan Ruang Kabupaten Simeulue/ Public Works and Spatial Planning Office of Simeulue Regency

Tabel 8.1.4 Perkembangan Panjang Jaringan Irigasi di Kabupaten Simeulue, 2018–2020
Table 8.1.4 *Development of Irrigation Network Length in Simeulue Regency, 2018–2020*

| Uraian Description | Satuan | 2018 | 2019 | 2020 |
|----------------------------------|--------|------------|------------|------|
| (1) | (2) | (3) | (4) | (5) |
| I. Total Panjang Jaringan | Meter | 63.429,12 | 68.003,12 | |
| Jaringan Primer | Meter | 9.722,88 | 9.722,88 | |
| Jaringan Sekunder | Meter | 52.746,24 | 57.320,24 | |
| Jaringan Tersier | Meter | 960,00 | 960,00 | |
| II. Panjang Target Jaringan | Meter | 151.177,00 | 151.177,00 | |
| III. Kekurangan Panjang Jaringan | Meter | 87.747,88 | 83.173,88 | |
| IV. Luas Lahan | Ha | 6619,00 | 6619,00 | |

Catatan/Note:

Sumber/Source: Dinas Pekerjaan Umum dan Penataan Ruang Kabupaten Simeulue/ *Public Works and Spatial Planning Office of Simeulue Regency*

Tabel 8.1.5 Banyaknya Penumpang dan Trip Angkutan Darat Domestik di Kabupaten Simeulue, 2019
Number of Passengers and Trip Land Transport of Domestic in Simeulue Regency, 2019

| Bulan Month | Penumpang | | Trip | |
|----------------------|---|------------------------------------|--|------------------------------------|
| | Trayek | | Trayek | |
| | Sinabang - Kp. Air - Nasreuhe - Alafan | Sinabang - Teluk Dalam - Sibigo | Sinabang - Kp. Air - Nasreuhe - Alafan | Sinabang - Teluk Dalam - Sibigo |
| (1) | (2) | (3) | (4) | (5) |
| Januari/ January | 184 | 80 | 64 | 30 |
| Februari/ February | 147 | 57 | 57 | 19 |
| Maret/ March | 250 | 150 | 126 | 75 |
| April/ April | 91 | 34 | 39 | 17 |
| Mei/ May | 271 | 31 | 99 | 42 |
| Juni/ June | 100 | 66 | 60 | 26 |
| Juli/ July | 83 | 42 | 49 | 30 |
| Agustus/ August | 84 | 48 | 61 | 31 |
| September/ September | 52 | 33 | 60 | 26 |
| Oktober/ October | 43 | 28 | 46 | 36 |
| November/ November | 191 | 51 | 45 | 29 |
| Desember/ December | 49 | 40 | 48 | 36 |
| Jumlah | 1 545 | 660 | 754 | 397 |

Catatan/Note: ...

Sumber/Source: Dinas Perhubungan Kabupaten Simeulue/ Simeulue District Transportation Office

Tabel
Table 8.1.6

**Perkembangan Angkutan Perairan Daratan dan
Penyeberangan Pelabuhan Sinabang ke Pelabuhan
Labuhan Haji Dirinci per Bulan, 2019**
*Development of Land Transportation and The Crossing of
Sinabang Port To Labuhan Haji Port per Month, 2019*

| Bulan Month | Dari Pelabuhan Sinabang Ke Pelabuhan Labuhan Haji From Sinabang Port to Labuhan Haji Port | | | | |
|----------------------|--|------------------------|-----------------------|-----------------|-----------------|
| | Frekuensi Frequency | Penumpang Passenger | Kendaraan Vehicles | Barang Goods | Hewan Animal |
| (1) | (2) | (3) | (4) | (5) | (6) |
| Januari/ January | 8 | 1 576 | 396 | 384 | 43 |
| Februari/ February | 8 | 1 509 | 426 | 226 | 47 |
| Maret/ March | 8 | 1 299 | 402 | 602 | 41 |
| April/ April | 12 | 1 550 | 536 | 602 | 88 |
| Mei/ May | 12 | 1 826 | 642 | 408 | 139 |
| Juni/ June | 9 | 2 141 | 734 | 266 | 14 |
| Juli/ July | 12 | 2 675 | 638 | 627 | 86 |
| Agustus/ August | 7 | 1 143 | 418 | 130 | 34 |
| September/ September | 10 | 1 680 | 478 | 439 | 33 |
| Oktober/ October | 7 | 1 077 | 314 | 216 | 50 |
| November/ November | 12 | 1 498 | 523 | 474 | 31 |
| Desember/ December | 13 | 2 009 | 542 | 363 | 9 |
| Jumlah | 118 | 19 983 | 6 049 | 4 737 | 615 |

Catatan/Note: ...

Sumber/Source: Dinas Perhubungan Kabupaten Simeulue/ Simeulue District Transportation Office

Tabel
Table 8.1.7

**Perkembangan Angkutan Perairan Daratan dan
Penyeberangan Pelabuhan Labuhan Haji ke Pelabuhan
Sinabang Dirinci per Bulan, 2019**
*Development of Land Transportation and The Crossing of
Labuhan Haji Port To Sinabang Port per Month, 2019*

| Bulan Month | Dari Pelabuhan Labuhan Haji Ke Pelabuhan Sinabang From Labuhan Haji Port to Sinabang Port | | | | |
|----------------------|--|------------------------|-----------------------|-----------------|-----------------|
| | Frekuensi Frequency | Penumpang Passenger | Kendaraan Vehicles | Barang Goods | Hewan Animal |
| (1) | (2) | (3) | (4) | (5) | (6) |
| Januari/ January | 8 | 1 754 | 626 | 604 | - |
| Februari/ February | 8 | 1 217 | 492 | 686 | - |
| Maret/ March | 8 | 1 173 | 475 | 696 | - |
| April/ April | 12 | 1 379 | 510 | 857 | - |
| Mei/ May | 11 | 2 166 | 864 | 862 | - |
| Juni/ June | 10 | 1 773 | 1 041 | 615 | - |
| Juli/ July | 11 | 2 678 | 739 | 736 | - |
| Agustus/ August | 7 | 1 275 | 348 | 546 | - |
| September/ September | 11 | 1 591 | 529 | 1 076 | - |
| Oktober/ October | 8 | 1 403 | 385 | 756 | - |
| November/ November | 11 | 1 647 | 550 | 995 | - |
| Desember/ December | 13 | 2 093 | 616 | 954 | - |
| Jumlah | 118 | 20 149 | 7 175 | 9 383 | - |

Catatan/Note: ...

Sumber/Source: Dinas Perhubungan Kabupaten Simeulue/ Simeulue District Transportation Office

Tabel
Table 8.1.8

**Perkembangan Angkutan Perairan Daratan dan
Penyeberangan Pelabuhan Sinabang ke Pelabuhan
Singkil Dirinci per Bulan, 2019**
*Development of Land Transportation and The Crossing of
Sinabang Port To Singkil Port per Month, 2019*

| Bulan Month | Dari Pelabuhan Sinabang Ke Pelabuhan Singkil From Sinabang Port to Singkil Port | | | | |
|----------------------|--|------------------------|-----------------------|-----------------|-----------------|
| | Frekuensi Frequency | Penumpang Passenger | Kendaraan Vehicles | Barang Goods | Hewan Animal |
| (1) | (2) | (3) | (4) | (5) | (6) |
| Januari/ January | 9 | 921 | 233 | 405 | 102 |
| Februari/ February | 5 | 332 | 156 | 214 | 47 |
| Maret/ March | 1 | 63 | 22 | 22 | - |
| April/ April | 4 | 300 | 104 | 273 | 30 |
| Mei/ May | 4 | 411 | 82 | 136 | 24 |
| Juni/ June | 4 | 1 220 | 279 | 90 | 24 |
| Juli/ July | 3 | 640 | 112 | 196 | 23 |
| Agustus/ August | 3 | 314 | 90 | 113 | 28 |
| September/ September | 4 | 216 | 97 | 202 | 27 |
| Oktober/ October | 4 | 313 | 108 | 158 | 4 |
| November/ November | 4 | 284 | 104 | 177 | 43 |
| Desember/ December | 5 | 591 | 132 | 145 | 28 |
| Jumlah | 50 | 5 605 | 1 519 | 2 131 | 380 |

Catatan/Note: ...

Sumber/Source: Dinas Perhubungan Kabupaten Simeulue/ Simeulue District Transportation Office

Tabel 8.1.9 Perkembangan Angkutan Perairan Daratan dan Penyeberangan Pelabuhan Singkil ke Pelabuhan Sinabang Dirinci per Bulan, 2019
Development of Land Transportation and The Crossing of Singkil Port To Sinabang Port per Month, 2019

| Bulan Month | Dari Pelabuhan Singkil Ke Pelabuhan Sinabang From Singkil Port to Sinabang Port | | | | |
|----------------------|--|------------------------|-----------------------|-----------------|-----------------|
| | Frekuensi Frequency | Penumpang Passenger | Kendaraan Vehicles | Barang Goods | Hewan Animal |
| (1) | (2) | (3) | (4) | (5) | (6) |
| Januari/ January | 9 | 854 | 296 | 768 | - |
| Februari/ February | 5 | 407 | 181 | 602 | - |
| Maret/ March | - | - | - | - | - |
| April/ April | 5 | 455 | 166 | 1 044 | - |
| Mei/ May | 4 | 505 | 155 | 974 | - |
| Juni/ June | 3 | 657 | 168 | 950 | - |
| Juli/ July | 4 | 729 | 203 | 1 083 | - |
| Agustus/ August | 3 | 345 | 118 | 565 | - |
| September/ September | 4 | 258 | 134 | 457 | - |
| Oktober/ October | 4 | 236 | 134 | 350 | - |
| November/ November | 4 | 294 | 105 | 176 | - |
| Desember/ December | 5 | 534 | 170 | 1 010 | - |
| Jumlah | 50 | 5 274 | 1 830 | 7 979 | - |

Catatan/Note: ...

Sumber/Source: Dinas Perhubungan Kabupaten Simeulue/ Simeulue District Transportation Office

Tabel
Table 8.1.10

**Perkembangan Angkutan Perairan Daratan dan
Penyeberangan Pelabuhan Sinabang ke Pelabuhan
Meulaboh Dirinci per Bulan, 2019**
*Development of Land Transportation and The Crossing of
Sinabang Port To Meulaboh Port per Month, 2019*

| Bulan Month | Dari Pelabuhan Sinabang Ke Pelabuhan Meulaboh From Sinabang Port to Meulaboh Port | | | | |
|----------------------|--|------------------------|-----------------------|-----------------|-----------------|
| | Frekuensi Frequency | Penumpang Passenger | Kendaraan Vehicles | Barang Goods | Hewan Animal |
| (1) | (2) | (3) | (4) | (5) | (6) |
| Januari/ January | 9 | 1 236 | 438 | 266 | 28 |
| Februari/ February | 8 | 1 287 | 425 | 216 | 29 |
| Maret/ March | 9 | 1 283 | 463 | 351 | 26 |
| April/ April | 6 | 584 | 185 | 167 | 26 |
| Mei/ May | 5 | 415 | 205 | 91 | 12 |
| Juni/ June | 3 | 766 | 210 | 95 | 12 |
| Juli/ July | - | - | - | - | - |
| Agustus/ August | 10 | 1 696 | 485 | 291 | 64 |
| September/ September | 11 | 824 | 358 | 596 | 22 |
| Oktober/ October | 14 | 1 604 | 429 | 177 | 2 |
| November/ November | 11 | 896 | 352 | 329 | 11 |
| Desember/ December | 8 | 958 | 284 | 133 | 9 |
| Jumlah | 94 | 11 549 | 3 834 | 2 712 | 241 |

Catatan/Note: ...

Sumber/Source: Dinas Perhubungan Kabupaten Simeulue/ Simeulue District Transportation Office

Tabel
Table 8.1.11

**Perkembangan Angkutan Perairan Daratan dan
Penyeberangan Pelabuhan Meulaboh ke Pelabuhan
Sinabang Dirinci per Bulan, 2019**
*Development of Land Transportation and The Crossing of
Meulaboh Port To Sinabang Port per Month, 2019*

| Bulan Month | Dari Pelabuhan Meulaboh Ke Pelabuhan Sinabang From Meulaboh Port to Sinabang Port | | | | |
|----------------------|--|------------------------|-----------------------|-----------------|-----------------|
| | Frekuensi Frequency | Penumpang Passenger | Kendaraan Vehicles | Barang Goods | Hewan Animal |
| (1) | (2) | (3) | (4) | (5) | (6) |
| Januari/ January | 8 | 1 523 | 599 | 1 138 | - |
| Februari/ February | 8 | 893 | 343 | 841 | - |
| Maret/ March | 10 | 1 283 | 354 | 1 046 | - |
| April/ April | 6 | 502 | 249 | 701 | - |
| Mei/ May | 5 | 1 136 | 277 | 168 | - |
| Juni/ June | 2 | 123 | 96 | 228 | - |
| Juli/ July | - | - | - | - | - |
| Agustus/ August | 8 | 1 047 | 245 | 679 | - |
| September/ September | 10 | 641 | 248 | 1 113 | - |
| Oktober/ October | 14 | 1 075 | 357 | 1 258 | - |
| November/ November | 9 | 640 | 236 | 758 | - |
| Desember/ December | 8 | 622 | 311 | 1 155 | - |
| Jumlah | 88 | 9 485 | 3 315 | 9 085 | - |

Catatan/Note: ...

Sumber/Source: Dinas Perhubungan Kabupaten Simeulue/ Simeulue District Transportation Office

Tabel 8.1.12 Jumlah Terminal, Pelabuhan, dan Bandara di Kabupaten Simeulue, 2019
Table *Number of Terminal, Port, and Airport in Simeulue Regency, 2019*

| Uraian Description | Tahun Year | | |
|--|---------------|----------|----------|
| | 2017 | 2018 | 2019 |
| (1) | (2) | (3) | (4) |
| A. TERMINAL / TERMINAL | | | |
| 1. Terminal Barang <i>Cargo Terminal</i> | - | - | - |
| 2. Terminal Penumpang <i>Passenger Terminal</i> | 1 | 1 | 1 |
| B. PELABUHAN / PORT | | | |
| 1. Pelabuhan Barang <i>Cargo Port</i> | 1 | 1 | 1 |
| 2. Pelabuhan Penumpang <i>Passenger Port</i> | 1 | 1 | 1 |
| C. BANDARA / AIRPORT | | | |
| 1. Bandara <i>Airport</i> | 1 | 1 | 1 |
| Jumlah Total | 4 | 4 | 4 |

Catatan/Note: ...

Sumber/Source: Dinas Perhubungan Kabupaten Simeulue/ *Simeulue District Transportation Office*

Tabel 8.1.13 Jumlah Penumpang yang Terangkut Angkutan Umum di Kabupaten Simeulue, 2019
Table *Number of Passenger Transported by Public Transportation in Simeulue Regency, 2019*

| Uraian Description | Penumpang (Orang) Passenger (Person) | | |
|---|---|----------------|----------------|
| | Tahun Year | | |
| | 2017 | 2018 | 2019 |
| (1) | (2) | (3) | (4) |
| A. TERMINAL / TERMINAL | | | |
| 1. Terminal Barang Cargo Terminal | - | - | - |
| 2. Terminal Penumpang Passenger Terminal | 8 760 | 6 898 | 3 728 |
| B. PELABUHAN / PORT | | | |
| 1. Pelabuhan Barang Cargo Port | - | - | - |
| 2. Pelabuhan Penumpang Passenger Port | 83 684 | 128 820 | 74 979 |
| C. BANDARA / AIRPORT | | | |
| 1. Bandara Airport | 40 215 | 39 080 | 36 592 |
| Jumlah Total | 132 659 | 174 798 | 115 299 |

Catatan/Note: ...

Sumber/Source: Dinas Perhubungan Kabupaten Simeulue/ Simeulue District Transportation Office

Tabel 8.1.14 Jumlah Barang yang Terangkut Angkutan Umum di Kabupaten Simeulue, 2019
Table 8.1.14 Number of Goods Transported by Public Transportation in Simeulue Regency, 2019

| Uraian Description | Barang (Ton/M ³) Goods (Ton/M ³) | | |
|---|---|----------------|----------------|
| | Tahun Year | | |
| | 2017 | 2018 | 2019 |
| (1) | (2) | (3) | (4) |
| A. TERMINAL / TERMINAL | | | |
| 1. Terminal Barang Cargo Terminal | - | - | - |
| 2. Terminal Penumpang Passenger Terminal | - | - | - |
| B. PELABUHAN / PORT | | | |
| 1. Pelabuhan Barang Cargo Port | - | - | - |
| 2. Pelabuhan Penumpang Passenger Port | 67 485 | 65 211 | 39 803 |
| C. BANDARA / AIRPORT | | | |
| 1. Bandara Airport | 304 889 | 281 492 | 173 658 |
| Jumlah Total | 372 374 | 346 703 | 213 461 |

Catatan/Note: ...

Sumber/Source: Dinas Perhubungan Kabupaten Simeulue/ Simeulue District Transportation Office

Tabel 8.1.15 Jumlah Kendaraan bermotor yang terdaftar pada UPTD Wilayah XXIII Simeulue, 2020
Number of Registered Motor Vehicles at UPTD Region XXIII Simeulue, 2020

| Kecamatan Subdistrict | Jenis Kendaraan Bermotor Type of Motor Vehicle | | | | |
|--------------------------|---|-----------|------------|-----------|----------|
| | Sedan | Jeep | Minibus | Microbus | Bus |
| (1) | (2) | (3) | (4) | (5) | (6) |
| Teupah Selatan | - | 1 | 14 | - | - |
| Simeulue Timur | 7 | 39 | 451 | 11 | - |
| Teupah Barat | - | - | 12 | 2 | - |
| Teupah Tengah | - | - | 10 | - | - |
| Simeulue Tengah | - | - | 50 | - | - |
| Teluk Dalam | - | - | 5 | - | - |
| Simeulue Cut | - | - | 1 | - | - |
| Salang | - | - | 15 | - | - |
| Simeulue Barat | - | - | 23 | - | - |
| Alafan | - | - | 3 | - | - |
| Simeulue | 7 | 40 | 584 | 13 | - |

Catatan/Note: ...

Sumber/Source: UPTD Wilayah XXIII Simeulue

Lanjutan Tabel/*Continued Table* 8.1.15

| Kecamatan <i>Subdistrict</i> | Jenis Kendaraan Bermotor <i>Type of Motor Vehicle</i> | | | | |
|---------------------------------|--|-----------|-----------|--------------|-----------|
| | Pickup | L. Truck | Truck | Roda 2 | Roda 3 |
| (1) | (2) | (3) | (4) | (5) | (6) |
| Teupah Selatan | 11 | - | - | 420 | - |
| Simeulue Timur | 83 | 81 | 21 | 5 041 | 14 |
| Teupah Barat | 14 | - | - | 585 | - |
| Teupah Tengah | 2 | 1 | - | 166 | 1 |
| Simeulue Tengah | 14 | 2 | - | 631 | 1 |
| Teluk Dalam | 6 | - | - | 207 | - |
| Simeulue Cut | 1 | - | - | 69 | - |
| Salang | 5 | - | - | 326 | - |
| Simeulue Barat | 9 | 1 | - | 390 | 6 |
| Alafan | - | - | - | 146 | 1 |
| Simeulue | 145 | 85 | 21 | 7 981 | 23 |

Catatan/*Note*: ...Sumber/*Source*: UPTD Wilayah XXIII Simeulue

Lanjutan Tabel/Continued Table 8.1.15

| Kecamatan Subdistrict | Jenis Kendaraan Bermotor Type of Motor Vehicle | | | Jumlah |
|--------------------------|---|------------|------------------|--------------|
| | Becak | Alat Berat | Kendaraan Khusus | |
| (1) | (2) | (3) | (4) | (5) |
| Teupah Selatan | - | - | - | 446 |
| Simeulue Timur | - | - | 27 | 5 775 |
| Teupah Barat | - | - | - | 613 |
| Teupah Tengah | - | - | - | 180 |
| Simeulue Tengah | - | - | - | 698 |
| Teluk Dalam | - | - | - | 218 |
| Simeulue Cut | - | - | - | 71 |
| Salang | - | - | - | 346 |
| Simeulue Barat | - | - | - | 429 |
| Alafan | - | - | - | 150 |
| Simeulue | - | - | 27 | 8 926 |

Catatan/Note: ...

Sumber/Source: UPTD Wilayah XXIII Simeulue

8.2 KOMUNIKASI COMMUNICATION

Tabel 8.2.1 Jumlah Kantor Pos Pembantu Menurut Kecamatan di Kabupaten Simeulue, 2017–2020
Number of Post Offices Subsidiaries by Subdistrict in Simeulue Regency, 2017–2020

| Kecamatan Subdistrict | 2017 | 2018 | 2019 | 2020 |
|--------------------------|----------|----------|----------|----------|
| (1) | (2) | (3) | (4) | (5) |
| Teupah Selatan | - | - | - | - |
| Simeulue Timur | 1 | 1 | 1 | 1 |
| Teupah Barat | - | - | - | - |
| Teupah Tengah | - | - | - | - |
| Simeulue Tengah | 1 | 1 | 1 | 1 |
| Teluk Dalam | - | - | - | - |
| Simeulue Cut | - | - | - | - |
| Salang | - | - | - | - |
| Simeulue Barat | - | - | - | - |
| Alafan | - | - | - | - |
| Simeulue | 2 | 2 | 2 | 2 |

Catatan/Note: ...

Sumber/Source: BPS Kabupaten Simeulue/ *Statistics of Simeulue Regency*

Tabel 8.2.2 Jumlah Pengiriman dan Penerimaan di Kantor Pos Kabupaten Simeulue, 2020
Number of Sending and Receiving in Post Office of Simeulue Regency, 2020

| Uraian <i>Description</i> | | Dikirim (Keluar) <i>Sent</i> | Diterima (Masuk) <i>Received</i> |
|--|-----------|---------------------------------|-------------------------------------|
| (1) | | (2) | (3) |
| Surat Biasa/ <i>Ordinary Letter</i> | | 398 | 767 |
| Surat Kilat Khusus/ <i>Special Letter</i> | | 3 068 | 7 441 |
| Paket Kilat Khusus/ <i>Special Package</i> | | 117 | 1 383 |
| Paket Pos/ <i>Post Package</i> | | 151 | 342 |
| Wesel | Jumlah | 135 | 44 |
| | Uang (Rp) | 899 790 969 | 32 560 000 |
| Wetern Union | Jumlah | 2 | 43 |
| | Uang (Rp) | 4 580 000 | 197 088 950 |
| Shar-E | Jumlah | - | - |
| | Uang (Rp) | | |


Catatan/Note: ...

Sumber/Source: PT. POS Indonesia Kabupaten Simeulue/ PT. POS Indonesia of Simeulue Regency



Perbankan, Koperasi, dan Harga-Harga

Banking, Cooperative, and Prices



PENJELASAN TEKNIS

1. Lorem ipsum dolor sit amet, consectetur adipiscing elit, sed diam nonummy nibh euismod tincidunt ut laoreet dolore magna aliquam erat volutpat. Ut wisi enim ad minim veniam, quis nostrud exerci tation ullamcorper suscipit lobortis nisl ut aliquip ex ea commodo consequat. Duis autem vel eum iriure dolor in hendrerit in vulputate velit esse molestie consequat, vel illum dolore eu feugiat nulla facilisis at vero eros et accumsan et iusto odio dignissim qui blandit praesent luptatum zzril delenit augue duis dolore te feugait nulla facilisi.
2. Lorem ipsum dolor sit amet, consectetur adipiscing elit, sed diam nonummy nibh euismod tincidunt ut laoreet dolore magna aliquam erat volutpat. Ut wisi enim ad minim veniam, quis nostrud exerci tation ullamcorper suscipit lobortis nisl ut aliquip ex ea commodo consequat. Duis autem vel eum iriure dolor in hendrerit in vulputate velit esse molestie consequat, vel illum dolore eu feugiat nulla facilisis at vero eros et accumsan et iusto odio dignissim qui blandit praesent luptatum zzril delenit augue duis dolore te feugait nulla facilisi.
3. Lorem ipsum dolor sit amet, consectetur adipiscing elit, sed

TECHNICAL NOTES

1. *Lorem ipsum dolor sit amet, consectetur adipiscing elit, sed diam nonummy nibh euismod tincidunt ut laoreet dolore magna aliquam erat volutpat. Ut wisi enim ad minim veniam, quis nostrud exerci tation ullamcorper suscipit lobortis nisl ut aliquip ex ea commodo consequat. Duis autem vel eum iriure dolor in hendrerit in vulputate velit esse molestie consequat, vel illum dolore eu feugiat nulla facilisis at vero eros et accumsan et iusto odio dignissim qui blandit praesent luptatum zzril delenit augue duis dolore te feugait nulla facilisi.*
2. *Lorem ipsum dolor sit amet, consectetur adipiscing elit, sed diam nonummy nibh euismod tincidunt ut laoreet dolore magna aliquam erat volutpat. Ut wisi enim ad minim veniam, quis nostrud exerci tation ullamcorper suscipit lobortis nisl ut aliquip ex ea commodo consequat. Duis autem vel eum iriure dolor in hendrerit in vulputate velit esse molestie consequat, vel illum dolore eu feugiat nulla facilisis at vero eros et accumsan et iusto odio dignissim qui blandit praesent luptatum zzril delenit augue duis dolore te feugait nulla facilisi.*
3. *Lorem ipsum dolor sit amet, consectetur adipiscing elit, sed*

diam nonummy nibh euismod tincidunt ut laoreet dolore magna aliquam erat volutpat. Ut wisi enim ad minim veniam, quis nostrud exerci tation ullamcorper suscipit lobortis nisl ut aliquip ex ea commodo consequat. Duis autem vel eum iriure dolor in hendrerit in vulputate velit esse molestie consequat, vel illum dolore eu feugiat nulla facilisis at vero eros et accumsan et iusto odio dignissim qui blandit praesent luptatum zzril delenit augue duis dolore te feugait nulla facilisi.

4. Lorem ipsum dolor sit amet, consectetur adipiscing elit, sed diam nonummy nibh euismod tincidunt ut laoreet dolore magna aliquam erat volutpat. Ut wisi enim ad minim veniam, quis nostrud exerci tation ullamcorper suscipit lobortis nisl ut aliquip ex ea commodo consequat. Duis autem vel eum iriure dolor in hendrerit in vulputate velit esse molestie consequat, vel illum dolore eu feugiat nulla facilisis at vero eros et accumsan et iusto odio dignissim qui blandit praesent luptatum zzril delenit augue duis dolore te feugait nulla facilisi.

diam nonummy nibh euismod tincidunt ut laoreet dolore magna aliquam erat volutpat. Ut wisi enim ad minim veniam, quis nostrud exerci tation ullamcorper suscipit lobortis nisl ut aliquip ex ea commodo consequat. Duis autem vel eum iriure dolor in hendrerit in vulputate velit esse molestie consequat, vel illum dolore eu feugiat nulla facilisis at vero eros et accumsan et iusto odio dignissim qui blandit praesent luptatum zzril delenit augue duis dolore te feugait nulla facilisi.

4. *Lorem ipsum dolor sit amet, consectetur adipiscing elit, sed diam nonummy nibh euismod tincidunt ut laoreet dolore magna aliquam erat volutpat. Ut wisi enim ad minim veniam, quis nostrud exerci tation ullamcorper suscipit lobortis nisl ut aliquip ex ea commodo consequat. Duis autem vel eum iriure dolor in hendrerit in vulputate velit esse molestie consequat, vel illum dolore eu feugiat nulla facilisis at vero eros et accumsan et iusto odio dignissim qui blandit praesent luptatum zzril delenit augue duis dolore te feugait nulla facilisi.*

ULASAN

Lorem ipsum dolor sit amet, consectetur adipiscing elit, sed diam nonummy nibh euismod tincidunt ut laoreet dolore magna aliquam erat volutpat. Ut wisi enim ad minim veniam, quis nostrud exerci tation ullamcorper suscipit lobortis nisl ut aliquip ex ea commodo consequat. Duis autem vel eum iriure dolor in hendrerit in vulputate velit esse molestie consequat, vel illum dolore eu feugiat nulla facilisis at vero eros et accumsan et iusto odio dignissim qui blandit praesent luptatum zzril delenit augue dui dolore te feugait nulla facilisi.

Lorem ipsum dolor sit amet, consectetur adipiscing elit, sed diam nonummy nibh euismod tincidunt ut laoreet dolore magna aliquam erat volutpat. Ut wisi enim ad minim veniam, quis nostrud exerci tation ullamcorper suscipit lobortis nisl ut aliquip ex ea commodo consequat. Duis autem vel eum iriure dolor in hendrerit in vulputate velit esse molestie consequat, vel illum dolore eu feugiat nulla facilisis at vero eros et accumsan et iusto odio dignissim qui blandit praesent luptatum zzril delenit augue dui dolore te feugait nulla facilisi.

Lorem ipsum dolor sit amet, consectetur adipiscing elit, sed.

DESCRIPTION

Lorem ipsum dolor sit amet, consectetur adipiscing elit, sed diam nonummy nibh euismod tincidunt ut laoreet dolore magna aliquam erat volutpat. Ut wisi enim ad minim veniam, quis nostrud exerci tation ullamcorper suscipit lobortis nisl ut aliquip ex ea commodo consequat. Duis autem vel eum iriure dolor in hendrerit in vulputate velit esse molestie consequat, vel illum dolore eu feugiat nulla facilisis at vero eros et accumsan et iusto odio dignissim qui blandit praesent luptatum zzril delenit augue dui dolore te feugait nulla facilisi.

Lorem ipsum dolor sit amet, consectetur adipiscing elit, sed diam nonummy nibh euismod tincidunt ut laoreet dolore magna aliquam erat volutpat. Ut wisi enim ad minim veniam, quis nostrud exerci tation ullamcorper suscipit lobortis nisl ut aliquip ex ea commodo consequat. Duis autem vel eum iriure dolor in hendrerit in vulputate velit esse molestie consequat, vel illum dolore eu feugiat nulla facilisis at vero eros et accumsan et iusto odio dignissim qui blandit praesent luptatum zzril delenit augue dui dolore te feugait nulla facilisi.

Lorem ipsum dolor sit amet, consectetur adipiscing elit, sed.

Tabel 9.3 Jumlah Kantor Bank Menurut Kelompok Bank di Kabupaten Simeulue, 2020
Number of Bank Offices by Bank Group in Simeulue Regency, 2017–2020

| <i>Kelompok Bank Bank Group</i> | KP | KC | KCP | KK |
|-------------------------------------|-----|-----|-----|-----|
| (1) | (2) | (3) | (4) | (5) |
| PERSERO | 0 | 0 | 1 | 0 |
| BPD | 0 | 1 | 1 | 0 |
| BANK SWASTA | 0 | 0 | 0 | 0 |
| BANK ASING | 0 | 0 | 0 | 0 |
| BANK UMUM SYARIAH | 0 | 1 | 1 | 0 |

Sumber/Source: Otoritas Jasa Keuangan (OJK) / Financial Services Authority

Tabel 9.4
Table

Jumlah Pinjaman Rupiah Bank Umum Berdasarkan Lapangan Usaha di Kabupaten Simeulue, Januari 2020
Commercial Bank Loan Amount Based on Business Field in Simeulue Regency, January 2020

| Lapangan Usaha <i>Business Field</i> | Pinjaman <i>Loans</i> |
|--|--------------------------|
| (1) | (2) |
| Pertanian, perburuan dan Kehutanan | 12 908 129 313 |
| Perikanan | 8 444 688 |
| Pertambangan dan Penggalian | 49 900 000 |
| Industri Pengolahan | 881 367 793 |
| Listrik, gas dan air | 28 359 083 |
| Konstruksi | 0 |
| Perdagangan Besar dan Eceran | 28 591 736 725 |
| Penyediaan akomodasi dan penyediaan makan minum | 2 252 648 286 |
| Transportasi, pergudangan dan komunikasi | 463 690 610 |
| Perantara Keuangan | 0 |
| Real Estate, Usaha Persewaan, dan Jasa Perusahaan | 74 900 000 |
| Admistrasi Pemerintahan, Pertahanan dan Jaminan Sosial Wajib | 0 |
| Jasa Pendidikan | 0 |
| Jasa Kesehatan dan Kegiatan Sosial | 24 143 480 |
| Jasa Kemasyarakatan, Sosial Budaya, Hiburan dan Perorangan lainnya | 1 422 333 020 |
| Jasa Perorangan yang Melayani Rumah Tangga | 117 303 319 |
| Badan Internasional dan Badan Ekstra Internasional Lainnya | 0 |
| Kegiatan yang belum jelas batasannya | 0 |
| Jumlah Total | 46 822 956 317 |

Sumber/Source: Otoritas Jasa Keuangan (OJK) / *Financial Services Authority*

Tabel
Table 9.5

Jumlah Pinjaman Rupiah Bank Umum Berdasarkan Lapangan Usaha di Kabupaten Simeulue, Februari 2020
Commercial Bank Loan Amount Based on Business Field in Simeulue Regency, February 2020

| Lapangan Usaha <i>Business Field</i> | Pinjaman <i>Loans</i> |
|--|--------------------------|
| (1) | (2) |
| Pertanian, perburuan dan Kehutanan | 12 753 408 576 |
| Perikanan | 8 221 306 |
| Pertambangan dan Penggalian | 48 160 900 |
| Industri Pengolahan | 850 413 963 |
| Listrik, gas dan air | 27 010 407 |
| Konstruksi | 0 |
| Perdagangan Besar dan Eceran | 28 730 291 595 |
| Penyediaan akomodasi dan penyediaan makan minum | 2 206 222 766 |
| Transportasi, pergudangan dan komunikasi | 445 600 813 |
| Perantara Keuangan | 0 |
| Real Estate, Usaha Persewaan, dan Jasa Perusahaan | 73 318 073 |
| Admistrasi Pemerintahan, Pertahanan dan Jaminan Sosial Wajib | 0 |
| Jasa Pendidikan | 0 |
| Jasa Kesehatan dan Kegiatan Sosial | 23 611 721 |
| Jasa Kemasyarakatan, Sosial Budaya, Hiburan dan Perorangan lainnya | 1 379 477 770 |
| Jasa Perorangan yang Melayani Rumah Tangga | 114 751 451 |
| Badan Internasional dan Badan Ekstra Internasional Lainnya | 0 |
| Kegiatan yang belum jelas batasannya | 0 |
| Jumlah Total | 46 660 489 341 |

Sumber/Source: Otoritas Jasa Keuangan (OJK)/ *Financial Services Authority*

Tabel
Table 9.6

Jumlah Pinjaman Rupiah Bank Umum Berdasarkan Lapangan Usaha di Kabupaten Simeulue, Maret 2020
Commercial Bank Loan Amount Based on Business Field in Simeulue Regency, March 2020

| Lapangan Usaha <i>Business Field</i> | Pinjaman <i>Loans</i> |
|--|--------------------------|
| (1) | (2) |
| Pertanian, perburuan dan Kehutanan | 12 640 235 996 |
| Perikanan | 7 993 840 |
| Pertambangan dan Penggalian | 46 395 414 |
| Industri Pengolahan | 819 685 911 |
| Listrik, gas dan air | 25 638 421 |
| Konstruksi | 0 |
| Perdagangan Besar dan Eceran | 30 849 686 336 |
| Penyediaan akomodasi dan penyediaan makan minum | 2 314 944 473 |
| Transportasi, pergudangan dan komunikasi | 419 528 241 |
| Perantara Keuangan | 0 |
| Real Estate, Usaha Persewaan, dan Jasa Perusahaan | 71 712 291 |
| Admistrasi Pemerintahan, Pertahanan dan Jaminan Sosial Wajib | 0 |
| Jasa Pendidikan | 0 |
| Jasa Kesehatan dan Kegiatan Sosial | 5 558 566 071 |
| Jasa Kemasyarakatan, Sosial Budaya, Hiburan dan Perorangan lainnya | 1 333 010 589 |
| Jasa Perorangan yang Melayani Rumah Tangga | 111 711 325 |
| Badan Internasional dan Badan Ekstra Internasional Lainnya | 0 |
| Kegiatan yang belum jelas batasannya | 0 |
| Jumlah Total | 54 199 108 908 |

Sumber/Source: Otoritas Jasa Keuangan (OJK)/ *Financial Services Authority*

Tabel
Table 9.7**Jumlah Pinjaman Rupiah Bank Umum Berdasarkan Lapangan Usaha di Kabupaten Simeulue, April 2020**
Commercial Bank Loan Amount Based on Business Field in Simeulue Regency, April 2020

| Lapangan Usaha <i>Business Field</i> | Pinjaman <i>Loans</i> |
|--|--------------------------|
| (1) | (2) |
| Pertanian, perburuan dan Kehutanan | 12 872 127 944 |
| Perikanan | 7 762 215 |
| Pertambangan dan Penggalian | 44 979 893 |
| Industri Pengolahan | 959 194 829 |
| Listrik, gas dan air | 24 241 072 |
| Konstruksi | 0 |
| Perdagangan Besar dan Eceran | 31 536 704 011 |
| Penyediaan akomodasi dan penyediaan makan minum | 2 380 884 884 |
| Transportasi, pergudangan dan komunikasi | 406 158 327 |
| Perantara Keuangan | 0 |
| Real Estate, Usaha Persewaan, dan Jasa Perusahaan | 70 082 293 |
| Admistrasi Pemerintahan, Pertahanan dan Jaminan Sosial Wajib | 0 |
| Jasa Pendidikan | 0 |
| Jasa Kesehatan dan Kegiatan Sosial | 5 711 315 128 |
| Jasa Kemasyarakatan, Sosial Budaya, Hiburan dan Perorangan lainnya | 1 427 014 119 |
| Jasa Perorangan yang Melayani Rumah Tangga | 110 150 156 |
| Badan Internasional dan Badan Ekstra Internasional Lainnya | 0 |
| Kegiatan yang belum jelas batasannya | 0 |
| Jumlah Total | 55 550 614 871 |

Sumber/Source: Otoritas Jasa Keuangan (OJK)/ *Financial Services Authority*

Tabel 9.8
Table

Jumlah Pinjaman Rupiah Bank Umum Berdasarkan Lapangan Usaha di Kabupaten Simeulue, Mei 2020
Commercial Bank Loan Amount Based on Business Field in Simeulue Regency, May 2020

| Lapangan Usaha <i>Business Field</i> | Pinjaman <i>Loans</i> |
|--|--------------------------|
| (1) | (2) |
| Pertanian, perburuan dan Kehutanan | 12 983 862 174 |
| Perikanan | 107 665 960 |
| Pertambangan dan Penggalian | 44 262 967 |
| Industri Pengolahan | 1 069 146 040 |
| Listrik, gas dan air | 22 819 008 |
| Konstruksi | 0 |
| Perdagangan Besar dan Eceran | 31 924 943 786 |
| Penyediaan akomodasi dan penyediaan makan minum | 2 331 426 858 |
| Transportasi, pergudangan dan komunikasi | 398 371 996 |
| Perantara Keuangan | 0 |
| Real Estate, Usaha Persewaan, dan Jasa Perusahaan | 68 427 715 |
| Admistrasi Pemerintahan, Pertahanan dan Jaminan Sosial Wajib | 0 |
| Jasa Pendidikan | 0 |
| Jasa Kesehatan dan Kegiatan Sosial | 5 198 508 031 |
| Jasa Kemasyarakatan, Sosial Budaya, Hiburan dan Perorangan lainnya | 944 781 632 |
| Jasa Perorangan yang Melayani Rumah Tangga | 108 239 425 |
| Badan Internasional dan Badan Ekstra Internasional Lainnya | 0 |
| Kegiatan yang belum jelas batasannya | 0 |
| Jumlah Total | 55 202 455 592 |

Sumber/Source: Otoritas Jasa Keuangan (OJK) / *Financial Services Authority*

Tabel
Table 9.9

Jumlah Pinjaman Rupiah Bank Umum Berdasarkan Lapangan Usaha di Kabupaten Simeulue, Juni 2020
Commercial Bank Loan Amount Based on Business Field in Simeulue Regency, June 2020

| Lapangan Usaha <i>Business Field</i> | Pinjaman <i>Loans</i> |
|--|--------------------------|
| (1) | (2) |
| Pertanian, perburuan dan Kehutanan | 12 876 946 609 |
| Perikanan | 183 804 317 |
| Pertambangan dan Penggalian | 42 411 557 |
| Industri Pengolahan | 1 042 965 886 |
| Listrik, gas dan air | 371 370 968 |
| Konstruksi | 450 000 000 |
| Perdagangan Besar dan Eceran | 31 600 595 177 |
| Penyediaan akomodasi dan penyediaan makan minum | 2 340 043 463 |
| Transportasi, pergudangan dan komunikasi | 387 134 605 |
| Perantara Keuangan | 0 |
| Real Estate, Usaha Persewaan, dan Jasa Perusahaan | 66 748 185 |
| Admistrasi Pemerintahan, Pertahanan dan Jaminan Sosial Wajib | 0 |
| Jasa Pendidikan | 0 |
| Jasa Kesehatan dan Kegiatan Sosial | 17 096 547 |
| Jasa Kemasyarakatan, Sosial Budaya, Hiburan dan Perorangan lainnya | 914 853 798 |
| Jasa Perorangan yang Melayani Rumah Tangga | 16 946 827 |
| Badan Internasional dan Badan Ekstra Internasional Lainnya | 0 |
| Kegiatan yang belum jelas batasannya | 0 |
| Jumlah Total | 50 310 917 939 |

Sumber/Source: Otoritas Jasa Keuangan (OJK)/ *Financial Services Authority*

Tabel
Table 9.10

Jumlah Pinjaman Rupiah Bank Umum Berdasarkan Lapangan Usaha di Kabupaten Simeulue, Juli 2020
Commercial Bank Loan Amount Based on Business Field in Simeulue Regency, July 2020

| Lapangan Usaha <i>Business Field</i> | Pinjaman <i>Loans</i> |
|--|--------------------------|
| (1) | (2) |
| Pertanian, perburuan dan Kehutanan | 12 785 870 180 |
| Perikanan | 268 197 887 |
| Pertambangan dan Penggalian | 39 061 507 |
| Industri Pengolahan | 952 589 504 |
| Listrik, gas dan air | 402 604 050 |
| Konstruksi | 670 000 000 |
| Perdagangan Besar dan Eceran | 31 492 871 595 |
| Penyediaan akomodasi dan penyediaan makan minum | 2 290 639 768 |
| Transportasi, pergudangan dan komunikasi | 379 388 766 |
| Perantara Keuangan | 0 |
| Real Estate, Usaha Persewaan, dan Jasa Perusahaan | 66 752 364 |
| Admistrasi Pemerintahan, Pertahanan dan Jaminan Sosial Wajib | 0 |
| Jasa Pendidikan | 0 |
| Jasa Kesehatan dan Kegiatan Sosial | 42 535 382 |
| Jasa Kemasyarakatan, Sosial Budaya, Hiburan dan Perorangan lainnya | 852 947 408 |
| Jasa Perorangan yang Melayani Rumah Tangga | 15 960 254 |
| Badan Internasional dan Badan Ekstra Internasional Lainnya | 0 |
| Kegiatan yang belum jelas batasannya | 0 |
| Jumlah Total | 50 259 418 665 |

Sumber/Source: Otoritas Jasa Keuangan (OJK)/ *Financial Services Authority*

Tabel
Table 9.11

Jumlah Pinjaman Rupiah Bank Umum Berdasarkan Lapangan Usaha di Kabupaten Simeulue, Agustus 2020
Commercial Bank Loan Amount Based on Business Field in Simeulue Regency, August 2020

| Lapangan Usaha <i>Business Field</i> | Pinjaman <i>Loans</i> |
|--|--------------------------|
| (1) | (2) |
| Pertanian, perburuan dan Kehutanan | 12 497 571 171 |
| Perikanan | 259 074 160 |
| Pertambangan dan Penggalian | 37 157 961 |
| Industri Pengolahan | 886 727 645 |
| Listrik, gas dan air | 399 197 907 |
| Konstruksi | 945 000 000 |
| Perdagangan Besar dan Eceran | 30 764 826 702 |
| Penyediaan akomodasi dan penyediaan makan minum | 2 136 131 284 |
| Transportasi, pergudangan dan komunikasi | 368 976 562 |
| Perantara Keuangan | 0 |
| Real Estate, Usaha Persewaan, dan Jasa Perusahaan | 65 145 061 |
| Admistrasi Pemerintahan, Pertahanan dan Jaminan Sosial Wajib | 0 |
| Jasa Pendidikan | 0 |
| Jasa Kesehatan dan Kegiatan Sosial | 40 724 505 |
| Jasa Kemasyarakatan, Sosial Budaya, Hiburan dan Perorangan lainnya | 718 634 892 |
| Jasa Perorangan yang Melayani Rumah Tangga | 14 941 575 |
| Badan Internasional dan Badan Ekstra Internasional Lainnya | 0 |
| Kegiatan yang belum jelas batasannya | 0 |
| Jumlah Total | 49 134 109 425 |

Sumber/Source: Otoritas Jasa Keuangan (OJK)/ *Financial Services Authority*

Tabel 9.12
Table

Jumlah Pinjaman Rupiah Bank Umum Berdasarkan Lapangan Usaha di Kabupaten Simeulue, September 2020
Commercial Bank Loan Amount Based on Business Field in Simeulue Regency, September 2020

| Lapangan Usaha <i>Business Field</i> | Pinjaman <i>Loans</i> |
|--|--------------------------|
| (1) | (2) |
| Pertanian, perburuan dan Kehutanan | 12 186 627 387 |
| Perikanan | 157 850 006 |
| Pertambangan dan Penggalian | 35 225 533 |
| Industri Pengolahan | 894 693 544 |
| Listrik, gas dan air | 65 712 982 |
| Konstruksi | 1 155 000 000 |
| Perdagangan Besar dan Eceran | 31 654 715 062 |
| Penyediaan akomodasi dan penyediaan makan minum | 2 379 261 679 |
| Transportasi, pergudangan dan komunikasi | 357 234 803 |
| Perantara Keuangan | 0 |
| Real Estate, Usaha Persewaan, dan Jasa Perusahaan | 63 316 788 |
| Admistrasi Pemerintahan, Pertahanan dan Jaminan Sosial Wajib | 0 |
| Jasa Pendidikan | 0 |
| Jasa Kesehatan dan Kegiatan Sosial | 34 744 181 |
| Jasa Kemasyarakatan, Sosial Budaya, Hiburan dan Perorangan lainnya | 699 139 112 |
| Jasa Perorangan yang Melayani Rumah Tangga | 13 911 680 |
| Badan Internasional dan Badan Ekstra Internasional Lainnya | 0 |
| Kegiatan yang belum jelas batasannya | 0 |
| Jumlah Total | 49 697 432 757 |

Sumber/Source: Otoritas Jasa Keuangan (OJK)/ *Financial Services Authority*

Tabel
Table 9.13

Jumlah Pinjaman Rupiah Bank Umum Berdasarkan Lapangan Usaha di Kabupaten Simeulue, Oktober 2020
Commercial Bank Loan Amount Based on Business Field in Simeulue Regency, October 2020

| Lapangan Usaha <i>Business Field</i> | Pinjaman <i>Loans</i> |
|--|--------------------------|
| (1) | (2) |
| Pertanian, perburuan dan Kehutanan | 11 845 981 518 |
| Perikanan | 1 137 082 031 |
| Pertambangan dan Penggalian | 33 263 786 |
| Industri Pengolahan | 836 159 970 |
| Listrik, gas dan air | 62 153 844 |
| Konstruksi | 1 105 000 000 |
| Perdagangan Besar dan Eceran | 30 249 462 342 |
| Penyediaan akomodasi dan penyediaan makan minum | 2 334 048 163 |
| Transportasi, pergudangan dan komunikasi | 349 118 740 |
| Perantara Keuangan | 0 |
| Real Estate, Usaha Persewaan, dan Jasa Perusahaan | 61 560 044 |
| Admistrasi Pemerintahan, Pertahanan dan Jaminan Sosial Wajib | 0 |
| Jasa Pendidikan | 0 |
| Jasa Kesehatan dan Kegiatan Sosial | 29 981 034 |
| Jasa Kemasyarakatan, Sosial Budaya, Hiburan dan Perorangan lainnya | 692 890 343 |
| Jasa Perorangan yang Melayani Rumah Tangga | 12 863 168 |
| Badan Internasional dan Badan Ekstra Internasional Lainnya | 0 |
| Kegiatan yang belum jelas batasannya | 0 |
| Jumlah Total | 48 749 564 983 |

Sumber/Source: Otoritas Jasa Keuangan (OJK)/ *Financial Services Authority*

Tabel
Table 9.14

Jumlah Pinjaman Rupiah Bank Umum Berdasarkan Lapangan Usaha di Kabupaten Simeulue, November 2020
Commercial Bank Loan Amount Based on Business Field in Simeulue Regency, November 2020

| Lapangan Usaha <i>Business Field</i> | Pinjaman <i>Loans</i> |
|--|--------------------------|
| (1) | (2) |
| Pertanian, perburuan dan Kehutanan | 11 847 629 608 |
| Perikanan | 1 106 946 892 |
| Pertambangan dan Penggalian | 31 272 274 |
| Industri Pengolahan | 801 809 092 |
| Listrik, gas dan air | 58 483 916 |
| Konstruksi | 560 000 000 |
| Perdagangan Besar dan Eceran | 30 487 135 196 |
| Penyediaan akomodasi dan penyediaan makan minum | 2 274 303 075 |
| Transportasi, pergudangan dan komunikasi | 277 216 765 |
| Perantara Keuangan | 0 |
| Real Estate, Usaha Persewaan, dan Jasa Perusahaan | 59 552 565 |
| Admistrasi Pemerintahan, Pertahanan dan Jaminan Sosial Wajib | 0 |
| Jasa Pendidikan | 0 |
| Jasa Kesehatan dan Kegiatan Sosial | 26 396 124 |
| Jasa Kemasyarakatan, Sosial Budaya, Hiburan dan Perorangan lainnya | 668 649 131 |
| Jasa Perorangan yang Melayani Rumah Tangga | 11 795 701 |
| Badan Internasional dan Badan Ekstra Internasional Lainnya | 0 |
| Kegiatan yang belum jelas batasannya | 0 |
| Jumlah Total | 48 211 190 339 |

Sumber/Source: Otoritas Jasa Keuangan (OJK) / *Financial Services Authority*

Tabel
Table 9.15

Jumlah Pinjaman Rupiah Bank Umum Berdasarkan Lapangan Usaha di Kabupaten Simeulue, Desember 2020
Commercial Bank Loan Amount Based on Business Field in Simeulue Regency, Desember 2020

| Lapangan Usaha <i>Business Field</i> | Pinjaman <i>Loans</i> |
|--|--------------------------|
| (1) | (2) |
| Pertanian, perburuan dan Kehutanan | 11 516 058 438 |
| Perikanan | 1 074 953 654 |
| Pertambangan dan Penggalian | 29 250 546 |
| Industri Pengolahan | 768 935 698 |
| Listrik, gas dan air | 54 730 821 |
| Konstruksi | 700 000 000 |
| Perdagangan Besar dan Eceran | 32 040 155 957 |
| Penyediaan akomodasi dan penyediaan makan minum | 2 217 492 643 |
| Transportasi, pergudangan dan komunikasi | 268 821 192 |
| Perantara Keuangan | 0 |
| Real Estate, Usaha Persewaan, dan Jasa Perusahaan | 56 125 556 |
| Admistrasi Pemerintahan, Pertahanan dan Jaminan Sosial Wajib | 0 |
| Jasa Pendidikan | 0 |
| Jasa Kesehatan dan Kegiatan Sosial | 22 718 338 |
| Jasa Kemasyarakatan, Sosial Budaya, Hiburan dan Perorangan lainnya | 645 958 351 |
| Jasa Perorangan yang Melayani Rumah Tangga | 10 706 373 |
| Badan Internasional dan Badan Ekstra Internasional Lainnya | 0 |
| Kegiatan yang belum jelas batasannya | 0 |
| Jumlah Total | 49 405 907 567 |

Sumber/Source: Otoritas Jasa Keuangan (OJK)/ *Financial Services Authority*




Pengeluaran Penduduk

Population Expenditure


Rata-rata Pengeluaran per Kapita Sebulan Menurut Kelompok Komoditas (rupiah) di Kabupaten Simeulue, 2019
Monthly Average Expenditure per Capita by Commodity Group (rupiahs) in Simeulue Regency, 2019

Pengeluaran Makanan :
Rp. 484 432



Pengeluaran Non Makanan :
Rp. 348 863

Sumber : BPS, Survei Sosial Ekonomi Nasional (Susenas) Maret



PENJELASAN TEKNIS

1. Pengeluaran rata-rata per kapita adalah biaya yang dikeluarkan untuk konsumsi semua anggota rumah tangga selama sebulan baik yang berasal dari pembelian, pemberian maupun produksi sendiri dibagi dengan banyaknya anggota rumah tangga dalam rumah tangga tersebut.

TECHNICAL NOTES

1. *Per capita Average Expenditure is the cost spent for all household members consumption during the month, whether from purchasing, giving or own production, divided by the number of household members in the household.*

<https://simeuluekab.bps.go.id>

<https://simeuluekab.bps.go.id>

ULASAN

Pengeluaran rata-rata per kapita selama sebulan di Kabupaten Simeulue tahun 2019 sebesar 833.295 rupiah, dimana 58,13 persen atau 484.432 rupiah adalah pengeluaran untuk makanan. Sedangkan sisanya adalah konsumsi bukan makanan.

DESCRIPTION

The average expenditure per capita for a month in Simeulue Regency in 2019 was 833,295 rupiah, of which 58.13 percent or 484,432 rupiah was expenditure on food. While the rest is non-food consumption..

<https://simeuluekab.bps.go.id>

Tabel
Table 10.1**Rata-rata Pengeluaran per Kapita Sebulan Menurut Kelompok Komoditas (rupiah) di Kabupaten Simeulue, 2019 dan 2020**
Monthly Average Expenditure per Capita by Commodity Group (rupiahs) in Simeulue Regency, 2019 and 2020

| Kelompok Komoditas/Commodity Group | 2019 | 2020 |
|---|-------------------|-------------------|
| (1) | (2) | (3) |
| Makanan/Food | | |
| Padi-padian/Cereals | 83 579.31 | 102 992.42 |
| Umbi-umbian/Tubers | 2 753.57 | 2 445.70 |
| Ikan/udang/cumi/kerang/Fish/shrimp/common squid/shells | 61 938.34 | 65 207.08 |
| Daging/Meat | 10 872.39 | 8 662.38 |
| Telur dan susu/Eggs and milk | 21 232.88 | 22 567.31 |
| Sayur-sayuran/Vegetables | 35 436.68 | 39 333.27 |
| Kacang-kacangan/Legumes | 2 552.42 | 2 625.55 |
| Buah-buahan/Fruits | 15 964.39 | 15 355.70 |
| Minyak dan kelapa/Oil and coconut | 12 795.43 | 13 152.53 |
| Bahan minuman/Beverage stuffs | 15 231.02 | 16 177.70 |
| Bumbu-bumbuan/Spices | 9 272.37 | 7 945.67 |
| Konsumsi lainnya/Miscellaneous food items | 6 314.34 | 6 181.85 |
| Makanan dan minuman jadi/Prepared food and beverages | 114 008.92 | 99 123.00 |
| Rokok/Cigarettes | 92 479.87 | 75 846.13 |
| Jumlah makanan/Total food | 484 431.95 | 477 616.29 |
| Bukan makanan/Non-food | | |
| Perumahan dan fasilitas rumah tangga/Housing and household facilities | 164 713.37 | 173 128.03 |
| Aneka komoditas dan jasa/Goods and services | 80 755.45 | 73 515.92 |
| Pakaian, alas kaki, dan tutup kepala/Clothing, footwear, and headgear | 39 700.82 | 37 418.16 |
| Komoditas tahan lama/Durable goods | 25 991.75 | 23 321.65 |
| Pajak, pungutan, dan asuransi/Taxes and insurance | 29 514.00 | 43 186.08 |
| Keperluan pesta dan upacara/kenduri/Parties and ceremonies | 8 187.30 | 6 431.10 |
| Jumlah bukan makanan/Total non-food | 348 862.70 | 357 000.95 |
| Jumlah/Total | 833 294.65 | 834 617.23 |

Catatan/Note: ...

Sumber/Source: BPS, Survei Sosial Ekonomi Nasional (Susenas) Maret/BPS-Statistics Indonesia, National Socioeconomic Survey March

Tabel
Table 10.2**Persentase Pengeluaran per Kapita Sebulan Menurut
Kelompok Komoditas di Kabupaten Simeulue, 2019 dan
2020**
**Percentage of Monthly Expenditure per Capita by
Commodity Group in Simeulue Regency, 2019 and 2020**

| Kelompok Komoditas/Commodity Group | 2019 | 2020 |
|---|---------------|---------------|
| (1) | (2) | (3) |
| Makanan/Food | | |
| Padi-padian/ <i>Cereals</i> | 10.03 | 12.34 |
| Umbi-umbian/ <i>Tubers</i> | 0.33 | 0.29 |
| Ikan/udang/cumi/kerang/ <i>Fish/shrimp/common squid/shells</i> | 7.43 | 7.81 |
| Daging/ <i>Meat</i> | 1.30 | 1.04 |
| Telur dan susu/ <i>Eggs and milk</i> | 2.55 | 2.70 |
| Sayur-sayuran/ <i>Vegetables</i> | 4.25 | 4.71 |
| Kacang-kacangan/ <i>Legumes</i> | 0.31 | 0.31 |
| Buah-buahan/ <i>Fruits</i> | 1.92 | 1.84 |
| Minyak dan kelapa/ <i>Oil and coconut</i> | 1.54 | 1.58 |
| Bahan minuman/ <i>Beverage stuffs</i> | 1.83 | 1.94 |
| Bumbu-bumbuan/ <i>Spices</i> | 1.11 | 0.95 |
| Konsumsi lainnya/ <i>Miscellaneous food items</i> | 0.76 | 0.74 |
| Makanan dan minuman jadi/ <i>Prepared food and beverages</i> | 13.68 | 11.88 |
| Rokok/ <i>Cigarettes</i> | 11.10 | 9.09 |
| Jumlah makanan/Total food | 58.13 | 57.23 |
| Bukan makanan/Non-food | | |
| Perumahan dan fasilitas rumah tangga/ <i>Housing and household facilities</i> | 19.77 | 20.74 |
| Aneka komoditas dan jasa/ <i>Goods and services</i> | 9.69 | 8.81 |
| Pakaian, alas kaki, dan tutup kepala/ <i>Clothing, footwear, and headgear</i> | 4.76 | 4.48 |
| Komoditas tahan lama/ <i>Durable goods</i> | 3.12 | 2.79 |
| Pajak, pungutan, dan asuransi/ <i>Taxes and insurance</i> | 3.54 | 5.17 |
| Keperluan pesta dan upacara/kenduri/ <i>Parties and ceremonies</i> | 0.98 | 0.77 |
| Jumlah bukan makanan/Total non-food | 41.87 | 42.77 |
| Jumlah/Total | 100.00 | 100.00 |

Catatan/Note: ...

Sumber/Source: BPS, Survei Sosial Ekonomi Nasional (Susenas) Maret/BPS-Statistics Indonesia, National Socioeconomic Survey March

Tabel
Table 10.3**Persentase Penduduk Menurut Kuintil Pengeluaran Per Kapita Sebulan di Kabupaten Simeulue, 2018-2020**
Percentage of Population by Per Capita Spending Quintile a Month in Simeulue Regency, 2018-2020

| Kuintil Pengeluaran Spending Quintile | Persentase Penduduk Percentage of Population | | |
|--|---|---------------|---------------|
| | 2018 | 2019 | 2020 |
| (1) | (2) | (3) | (4) |
| 1 | 47.31 | 36.96 | 36.39 |
| 2 | 20.25 | 18.90 | 23.89 |
| 3 | 10.42 | 16.15 | 17.56 |
| 4 | 13.31 | 12.08 | 11.26 |
| 5 | 8.72 | 15.92 | 10.89 |
| Jumlah/Total | 100.00 | 100.00 | 100.00 |



Catatan/Note: ...

Sumber/Source: BPS, Survei Sosial Ekonomi Nasional (Susenas) Maret/BPS-Statistics Indonesia, National Socioeconomic Survey March

11

PERDAGANGAN

TRADE



PENJELASAN TEKNIS

TECHNICAL NOTES

<https://simeuluekab.bps.go.id>

<https://simeuluekab.bps.go.id>

ULASAN

DESCRIPTION

<https://simeuluekab.bps.go.id>

Tabel
Table 11.1

**Jumlah Sarana Perdagangan Menurut Jenisnya di
Kabupaten Simeulue, 2017–2020**
**Number of Trading Facilities by Type of Facility in Simeulue
Regency, 2017–2020**

| Jenis Sarana Perdagangan Type of Trading Facilities | 2017 | 2018 | 2019 | 2020 |
|--|-------------|-------------|-------------|-------------|
| (1) | (2) | (3) | (4) | (5) |
| Pasar/Market | | | | |
| Toko/Store | | | | |
| Kios | | | | |
| Warung | | | | |
| Jumlah/Total | | | | |

Catatan/Note: ...

Sumber/Source: ...



Sistem Neraca Regional

System of Regional Accounts

Produk Domestik Regional Bruto Atas Dasar Harga Berlaku Menurut Lapangan Usaha di Kabupaten Simeulue (miliar rupiah), 2015-2019
Gross Regional Domestic Product at Current Market Prices by Industry in Simeulue Regency (billion rupiahs), 2015-2019



2019

2.215,57

2018

2.046,24

2017

1.897,04

2016


1.772,57

2015

1.640,12



Sumber : BPS, berbagai sensus, survei dan sumber lain



PENJELASAN TEKNIS

1. Penghitungan statistik neraca nasional mengikuti buku petunjuk yang diterbitkan oleh Perserikatan Bangsa Bangsa (PBB) dikenal sebagai Sistem Neraca Nasional (SNN). SNN adalah rekomendasi internasional tentang bagaimana menyusun ukuran aktivitas ekonomi yang sesuai dengan standar neraca baku yang didasarkan pada prinsip-prinsip ekonomi. Rekomendasi yang dimaksud dinyatakan dalam sekumpulan konsep, definisi, klasifikasi, dan aturan neraca yang disepakati secara internasional dalam mengukur indikator tertentu seperti Produk Domestik Bruto (PDB). Salah satu bentuk adaptasi pencatatan statistik nasional adalah melakukan perubahan tahun dasar PDB Indonesia dari tahun 2000 ke 2010. Perubahan tahun dasar PDB dilakukan seiring dengan mengadopsi rekomendasi PBB yang tertuang dalam Sistem Neraca Nasional 2008 (SNA 2008).
2. Produk Domestik Bruto pada tingkat nasional serta Produk Domestik Regional Bruto (PDRB) pada tingkat regional (provinsi) menggambarkan kemampuan suatu wilayah untuk menciptakan nilai tambah pada suatu waktu tertentu. Untuk menyusun

TECHNICAL NOTES

1. *The method used to estimate national accounts statistics is based on the standard guidelines formed by United Nation known as System of National Accounts (SNA). SNA is the internationally agreed standard set of recommendations on how to compile measures of economic activity in accordance with strict accounting conventions based on economic principles. The recommendations are expressed in term of a set of concepts, definitions, classifications and accounting rules that comprise the internationally agreed standard for measuring indicators such as Gross Domestic Product (GDP). One of the improvement in the national statistical system is to rebase GDP form base year 2000 to 2010 in order to capture current economic condition. It is in line with the United Nations (UN) recommendation on 2008 SNA.*
2. *The basic measure of the value added arising from economic activity is known as Gross Domestic Product at the national level and Gross Regional Domestic Product (GRDP) at the regional level (provinces/regencies/municipalities). To compile these statistics, two approaches have been used. i.e. "production approach" and "expenditure approach". The first approach is to measure value added produced by*

PDB maupun PDRB digunakan 2 pendekatan. yaitu lapangan usaha dan pengeluaran. Keduanya menyajikan komposisi data nilai tambah dirinci menurut sumber kegiatan ekonomi (lapangan usaha) dan menurut komponen penggunaannya. PDB maupun PDRB dari sisi lapangan usaha merupakan penjumlahan seluruh komponen nilai tambah bruto yang mampu diciptakan oleh sektor-sektor ekonomi atas berbagai aktivitas produksinya. Sedangkan dari sisi pengeluaran menjelaskan tentang penggunaan dari nilai tambah tersebut.

3. PDB menurut lapangan usaha mengalami perubahan klasifikasi dari 9 lapangan usaha menjadi 17 lapangan usaha. PDB menurut lapangan usaha dirinci menurut total nilai tambah dari seluruh sektor ekonomi yang mencakup lapangan usaha Pertanian. Kehutanan. dan Perikanan; Pertambangan dan Penggalian; Industri Pengolahan; Pengadaan Listrik dan Gas; Pengadaan Air. Pengelolaan Sampah. Limbah dan Daur Ulang; Konstruksi; Perdagangan Besar dan Eceran. Reparasi Mobil dan Sepeda Motor; Transportasi dan Pergudangan; Penyediaan Akomodasi dan Makan Minum; Informasi dan Komunikasi; Jasa Keuangan dan Asuransi; Real Estat; Jasa Perusahaan; Administrasi

various kinds of economic activities. while the second approach is to measure final uses of the country's output. In other words. GDP/GRDP is the sum of total value added produced by all economic industries (activities) and the way of using it.

3. *GDP by industry classification changes from 9 sectors to 17 industries. GDP by industry is classified by types of economic activities such as Agriculture. Forestry and Fishing; Mining and Quarrying; Manufacturing; Electricity and Gas; Water supply. Sewerage. Waste Management and Remediation Activities; Construction; Wholesale and Retail Trade; Repair of Motor Vehicles and Motorcycles; Transportation and Storage; Accommodation and Food Service Activities; Information and Communication; Financial and Insurance Activities; Real Estate Activities; Business Activities; Public Administration; Defence and Compulsory Social Security; Education; Human Health and Social Work Activities; and Other Services Activities.*
4. *GDP by expenditure classification changes where consumption expenditure Non-profit Institutions Serving Households (NPISH) previously included as part of household consumption expenditure is taken out into separate component. So that. GDP*

- Pemerintahan. Pertahanan dan Jaminan Sosial Wajib; Jasa Pendidikan; Jasa Kesehatan dan Kegiatan Sosial; dan Jasa lainnya.
4. PDB menurut pengeluaran mengalami perubahan klasifikasi dimana pengeluaran konsumsi Lembaga Non Profit yang Melayani Rumah Tangga (LNPR) yang sebelumnya termasuk bagian dari pengeluaran konsumsi rumah tangga menjadi komponen terpisah. Sehingga klasifikasi PDB menurut pengeluaran dirinci menjadi 7 komponen yaitu komponen pengeluaran konsumsi rumah tangga, pengeluaran konsumsi LNPR, pengeluaran konsumsi pemerintah, pembentukan modal tetap bruto, perubahan inventori, ekspor barang dan jasa, dan impor barang dan jasa.
 5. Pengeluaran konsumsi rumah tangga mencakup berbagai pengeluaran konsumsi akhir rumah tangga atas barang dan jasa untuk memenuhi kebutuhan individu ataupun kelompok secara langsung. Pengeluaran rumah tangga di sini mencakup makanan dan minuman selain restoran; pakaian, alas kaki dan jasa perawatannya; perumahan dan perlengkapan rumah tangga; kesehatan dan pendidikan; transportasi dan komunikasi; restoran dan hotel serta lainnya.
- by type of expenditures is classified into: household consumption expenditure. NPISH consumption expenditure. government consumption expenditure. gross fixed capital formation. changes in inventories. exports of goods and services. and imports of goods and services.*
5. *Household consumption expenditures consist of expenditures incurred by households, which are used for both individual or collective needs. Household consumptions are classified into food and beverages other than restaurants; clothing, footwear, and related maintenance services; housing and household equipment; health and education; transport and communication; restaurants and hotels; and others.*
 6. *Government consumption expenditure consists of Individual Consumption Expenditure and Collective Consumption Expenditure. Individual goods and services are private goods and services, which the characteristics of private goods is a) Scarcity, that there is a scarcity/limited in number; b) Excludable consumption, the consumption of goods can be limited only to those who meet certain requirements (usually the price); c) Rivalrous competition, ie consumption by the consumer will reduce or eliminate the chance of another party to do so. Examples*

6. Pengeluaran Pemerintah terdiri dari Pengeluaran Konsumsi Individu dan Pengeluaran Konsumsi Kolektif. Barang dan jasa individu merupakan barang dan jasa privat, dimana ciri-ciri barang privat adalah a) Scarcity, yaitu ada kelangkaan/keterbatasan dalam jumlah; b) Excludable consumption, yaitu konsumsi suatu barang dapat dibatasi hanya pada mereka yang memenuhi persyaratan tertentu (biasanya harga); c) Rivalrous competition, yaitu konsumsi oleh satu konsumen akan mengurangi atau menghilangkan kesempatan pihak lain untuk melakukan hal serupa. Contoh barang dan jasa yang dihasilkan pemerintah dan tergolong sebagai barang dan jasa individu adalah jasa pelayanan kesehatan pemerintah di rumah sakit/puskesmas dan jasa pendidikan di sekolah/universitas negeri. Sedangkan barang dan jasa kolektif ekuivalen dengan barang publik yang memiliki ciri a) Non rivalry, yaitu penggunaan satu konsumen terhadap suatu barang tidak mengurangi kesempatan konsumen lain untuk juga mengkonsumsi barang tersebut; b) Non excludable, yaitu apabila suatu barang publik tersedia, maka tidak ada yang dapat menghalangi siapapun untuk memperoleh manfaat dari barang tersebut atau dengan

of goods and services produced by government and classified as goods and services of individuals is the government health services in hospitals/health centers and education services in schools/universities. Collective goods and services equivalent to public goods characterized by a) Non-rivalry, namely the use of a consumer for an item does not reduce the chance of another consumer to also consume goods; b) Non-excludable, i.e. when a public good is available, then nothing can hinder anyone to benefit from the goods or in other words everyone has access to the goods. Examples of goods and services produced by government and classified as collective goods and services is military defense services and the police's security.

7. *Gross Fixed Capital Formation (GFCF) includes procurement, manufacture, and the purchase of capital goods. Capital goods are goods which are used for the production process, durable or have a service life of more than one year such as buildings, machinery, and transportation equipment. Including here: huge improvements that are to extend the life or changing the shape or the capacity of the capital goods. Capital expenditures for military purposes are also covered as GFCF. GFCF components are classified into six sub-components: Construction;*

- kata lain setiap orang memiliki akses ke barang tersebut. Contoh barang dan jasa yang dihasilkan pemerintah dan tergolong sebagai barang dan jasa kolektif adalah jasa pertahanan yang dilakukan TNI dan keamanan yang dilakukan kepolisian.
7. Pembentukan Modal Tetap Bruto (PMTB) mencakup pengadaan, pembuatan, dan pembelian barang modal. Barang modal dimaksud adalah barang-barang yang digunakan untuk proses produksi, tahan lama atau yang mempunyai umur pemakaian lebih dari satu tahun seperti bangunan, mesin-mesin dan alat angkut. Termasuk pula di sini perbaikan besar (berat) yang sifatnya memperpanjang umur atau mengubah bentuk atau kapasitas barang modal tersebut. Pengeluaran barang modal untuk keperluan militer juga dicakup sebagai PMTB. Klasifikasi komponen PMTB dibagi menjadi 6 sub komponen yaitu Konstruksi; Mesin dan Peralatan; Kendaraan; Peralatan Lainnya; Cultivated Biological Resources (CBR) dan Produk Kekayaan Intelektual
 8. Ekspor barang dan jasa merupakan transaksi perdagangan barang dan jasa dari penduduk (residen) ke bukan penduduk (nonresiden). Impor barang dan jasa adalah transaksi perdagangan dari bukan penduduk ke penduduk. Ekspor atau impor barang terdiri dari *Machinery and Equipment; vehicle; Other equipment; Cultivated Biological Resources (CBR) and Intellectual Property Product.*
 8. *Exports of goods and services consist of transactions of goods and services from residents to non-residents. Imports of goods and services consist of transaction of goods and services from non-residents to residents. Exports and imports of goods occur when there are changes in ownership of goods between residents and non-residents (with or without physical movements of goods across frontiers). On the GDP at 2010 basic year, exports and imports of goods specified into non oil and gas and oil and gas.*
 9. *GDP and its aggregations are presented in two forms: at current market prices and at constant base year market prices. In presenting current market prices, all aggregates are valued at current market prices, while base year constant market prices are shown by valuing all aggregates at fixed base year prices. Year of 2010 is used as the base year in this publication.*
 10. *Growth rate of Gross Domestic Product is derived from GDP at constant market prices. It is obtained by subtracting the value of GDP year n with the value of GDP year n-1, divided by the value of GDP year n-1 then multiplied by*
 11. *100 percent. The growth rate of GDP explains the income growth*

pada saat terjadi perubahan hak kepemilikan barang antara penduduk dengan bukan penduduk (dengan atau tanpa perpindahan fisik barang tersebut). Pada PDB dengan tahun dasar 2010, ekspor dan impor barang dirinci menjadi nonmigas dan migas.

9. Produk Domestik Bruto maupun agregat turunannya disajikan dalam 2 (dua) versi penilaian, yaitu atas dasar "harga berlaku" dan atas dasar "harga konstan". Disebut sebagai harga berlaku karena seluruh agregat dinilai dengan menggunakan harga pada tahun berjalan, sedangkan harga konstan penilaiannya didasarkan kepada harga satu tahun d a s a r tertentu. dalam publikasi ini digunakan harga tahun 2010.
10. Laju pertumbuhan Produk Domestik Bruto diperoleh dari perhitungan PDB atas dasar harga konstan. Diperoleh dengan cara mengurangi nilai PDB pada tahun ke-n terhadap nilai pada tahun ke n-1 (tahun sebelumnya), dibagi dengan nilai pada tahun ke n-1, dikalikan dengan 100 persen. Laju pertumbuhan menunjukkan perkembangan agregat pendapatan dari satu waktu tertentu terhadap waktu sebelumnya.

during the given period.

ULASAN

Laju pertumbuhan PDRB menurut Lapangan Usaha pada tahun 2019 adalah laju pertumbuhan tertinggi dalam 4 tahun terakhir, yaitu diangka 4,75 persen. Sektor-sektor yang mengalami pertumbuhan tertinggi adalah sektor jasa lainnya, jasa pendidikan, dan jasa kesehatan dan kegiatan sosial, dengan masing-masing laju yaitu 7,15 , 7.11 , dan 7,05 persen.

DESCRIPTION

The GRDP growth rate according to Business Sector in 2019 is the highest growth rate in the last 4 years, which is 4.75 percent. The sectors that experienced the highest growth were other services, education services, and health services and social activities, with rates of 7.15, 7.11 and 7.05 percent, respectively.

<https://simeuluekab.bps.go.id>

Tabel 12.1. **Produk Domestik Regional Bruto Atas Dasar Harga Berlaku Menurut Lapangan Usaha di Kabupaten Simeulue (miliar rupiah), 2016–2020**
Gross Regional Domestic Product at Current Market Prices by Industry in Simeulue Regency (billion rupiahs), 2016–2020

| | Lapangan Usaha/Industry | 2016 | 2017 | 2018 ^r | 2019 [*] | 2020 ^{***} |
|---|--|--------|--------|-------------------|-------------------|---------------------|
| | (1) | (2) | (3) | (4) | (5) | (6) |
| A | Pertanian, Kehutanan, dan Perikanan/ <i>Agriculture, Forestry, and Fishing</i> | 630,40 | 668,29 | 711,40 | 757,32 | 793,62 |
| B | Pertambangan dan Penggalian/ <i>Mining and Quarrying</i> | 33,49 | 33,70 | 34,49 | 35,77 | 36,03 |
| C | Industri Pengolahan/ <i>Manufacturing</i> | 25,12 | 27,53 | 29,41 | 29,83 | 29,79 |
| D | Pengadaan Listrik dan Gas/ <i>Electricity and Gas</i> | 3,35 | 3,84 | 4,17 | 4,45 | 4,61 |
| E | Pengadaan Air; Pengelolaan Sampah, Limbah, dan Daur Ulang/ <i>Water Supply; Sewerage, Waste Management, and Remediation Activities</i> | 0,20 | 0,22 | 0,25 | 0,28 | 0,28 |
| F | Konstruksi/ <i>Construction</i> | 149,93 | 164,96 | 177,43 | 192,75 | 214,06 |
| G | Perdagangan Besar dan Eceran; Reparasi Mobil dan Sepeda Motor/ <i>Wholesale and Retail Trade; Repair of Motor Vehicles and Motorcycles</i> | 229,71 | 247,86 | 271,43 | 292,90 | 284,86 |
| H | Transportasi dan Pergudangan/ <i>Transportation and Storage</i> | 55,97 | 55,94 | 58,74 | 62,13 | 48,04 |
| I | Penyediaan Akomodasi dan Makan Minum/ <i>Accommodation and Food Service Activities</i> | 26,94 | 30,62 | 33,93 | 37,70 | 36,67 |
| J | Informasi dan Komunikasi/ <i>Information and Communication</i> | 65,95 | 69,85 | 71,06 | 75,55 | 84,37 |

Lanjutan Tabel/*Continued Table* 12.1

| | Lapangan Usaha/Industry | 2016 | 2017 | 2018^r | 2019[*] | 2020^{**} |
|---------|---|-----------------|-----------------|-------------------------|-------------------------|--------------------------|
| | (1) | (2) | (3) | (4) | (5) | (6) |
| K | Jasa Keuangan dan Asuransi/ <i>Financial and Insurance Activities</i> | 33,16 | 36,36 | 39,43 | 44,37 | 44,41 |
| L | Real Estat/ <i>Real Estate Activities</i> | 65,50 | 68,95 | 74,48 | 81,78 | 83,91 |
| M,N | Jasa Perusahaan/ <i>Business Activities</i> | 2,73 | 2,99 | 3,27 | 3,59 | 3,59 |
| O | Administrasi Pemerintahan, Pertahanan, dan Jaminan Sosial Wajib/ <i>Public Administration and Defence; Compulsory Social Security</i> | 297,16 | 319,85 | 352,13 | 386,59 | 385,58 |
| P | Jasa Pendidikan/ <i>Education</i> | 57,40 | 63,61 | 70,44 | 81,27 | 87,41 |
| Q | Jasa Kesehatan dan Kegiatan Sosial/ <i>Human Health and Social Work Activities</i> | 79,48 | 85,11 | 92,06 | 103,98 | 114,82 |
| R,S,T,U | Jasa Lainnya/ <i>Other Services Activities</i> | 16,10 | 17,36 | 18,72 | 21,61 | 22,72 |
| | Produk Domestik Regional Bruto/<i>Gross Regional Domestic Product</i> | 1 772,57 | 1 897,04 | 2 042,84 | 2 211,89 | 2 274,76 |

Catatan/Note: : r = angka revisi
* = angka sementara
** = angka sangat sementara

Sumber/Source: BPS, berbagai sensus, survei dan sumber lain/*BPS-Statistics Indonesia, various census, survey, and other sources*

Tabel
Table 12.2

Produk Domestik Regional Bruto Atas Dasar Harga Konstan 2010 Menurut Lapangan Usaha di Kabupaten Simeulue (miliar rupiah), 2016–2020
Gross Regional Domestic Product at 2010 Constant Market Prices by Industry in Simeulue Regency (billion rupiahs), 2016–2020

| | Lapangan Usaha/Industry | 2016 | 2017 | 2018 ^r | 2019 [*] | 2020 ^{**} |
|---|--|--------|--------|-------------------|-------------------|--------------------|
| | (1) | (2) | (3) | (4) | (5) | (6) |
| A | Pertanian, Kehutanan, dan Perikanan/ <i>Agriculture, Forestry, and Fishing</i> | 493,23 | 507,68 | 522,28 | 539,29 | 552,86 |
| B | Pertambangan dan Penggalian/ <i>Mining and Quarrying</i> | 27,30 | 27,47 | 27,72 | 28,28 | 28,44 |
| C | Industri Pengolahan/ <i>Manufacturing</i> | 19,76 | 20,78 | 21,87 | 22,00 | 21,28 |
| D | Pengadaan Listrik dan Gas/ <i>Electricity and Gas</i> | 2,87 | 2,98 | 3,10 | 3,19 | 3,31 |
| E | Pengadaan Air; Pengelolaan Sampah, Limbah, dan Daur Ulang/ <i>Water Supply; Sewerage, Waste Management, and Remediation Activities</i> | 0,14 | 0,14 | 0,15 | 0,16 | 0,16 |
| F | Konstruksi/ <i>Construction</i> | 123,89 | 133,77 | 140,63 | 148,57 | 162,58 |
| G | Perdagangan Besar dan Eceran; Reparasi Mobil dan Sepeda Motor/ <i>Wholesale and Retail Trade; Repair of Motor Vehicles and Motorcycles</i> | 182,76 | 191,73 | 201,96 | 211,37 | 198,18 |
| H | Transportasi dan Pergudangan/ <i>Transportation and Storage</i> | 47,28 | 45,80 | 47,24 | 49,49 | 37,65 |
| I | Penyediaan Akomodasi dan Makan Minum/ <i>Accommodation and Food Service Activities</i> | 21,70 | 23,09 | 24,40 | 25,88 | 24,23 |
| J | Informasi dan Komunikasi/ <i>Information and Communication</i> | 59,48 | 63,37 | 64,38 | 67,89 | 76,06 |

Lanjutan Tabel/*Continued Table 12.2*

| | Lapangan Usaha/Industry | 2016 | 2017 | 2018^r | 2019[*] | 2020^{**} |
|---------|---|-----------------|-----------------|-------------------------|-------------------------|--------------------------|
| | (1) | (2) | (3) | (4) | (5) | (6) |
| K | Jasa Keuangan dan Asuransi/ <i>Financial and Insurance Activities</i> | 24,31 | 25,67 | 26,77 | 28,95 | 29,06 |
| L | Real Estat/ <i>Real Estate Activities</i> | 51,46 | 53,27 | 55,48 | 58,54 | 58,91 |
| M,N | Jasa Perusahaan/ <i>Business Activities</i> | 2,23 | 2,37 | 2,51 | 2,65 | 2,58 |
| O | Administrasi Pemerintahan, Pertahanan, dan Jaminan Sosial Wajib/ <i>Public Administration and Defence; Compulsory Social Security</i> | 226,65 | 239,00 | 252,94 | 266,64 | 254,27 |
| P | Jasa Pendidikan/ <i>Education</i> | 46,18 | 49,48 | 52,66 | 56,40 | 58,46 |
| Q | Jasa Kesehatan dan Kegiatan Sosial/ <i>Human Health and Social Work Activities</i> | 62,95 | 67,09 | 71,06 | 75,17 | 78,60 |
| R,S,T,U | Jasa Lainnya/ <i>Other Services Activities</i> | 13,65 | 14,30 | 15,00 | 16,07 | 16,28 |
| | Produk Domestik Regional Bruto/<i>Gross Regional Domestic Product</i> | 1 405,84 | 1 467,98 | 1 530,15 | 1 600,52 | 1 602,91 |

Catatan/Note: : r = angka revisi
* = angka sementara
** = angka sangat sementara

Sumber/Source: BPS, berbagai sensus, survei dan sumber lain/BPS-Statistics Indonesia, various census, survey, and other sources

Tabel
Table 12.3

Distribusi Persentase Produk Domestik Regional Bruto Atas Dasar Harga Berlaku Menurut Lapangan Usaha di Kabupaten Simeulue, 2016–2020
Percentage Distribution of Gross Regional Domestic Product at Current Market Prices by Industry in Simeulue Regency, 2016–2020

| | Lapangan Usaha/Industry | 2016 | 2017 | 2018 ^a | 2019 ^a | 2020 ^{***} |
|---|--|-------|-------|-------------------|-------------------|---------------------|
| | (1) | (2) | (3) | (4) | (5) | (6) |
| A | Pertanian, Kehutanan, dan Perikanan/ <i>Agriculture, Forestry, and Fishing</i> | 35,56 | 35,23 | 34,82 | 34,24 | 34,89 |
| B | Pertambangan dan Penggalian/ <i>Mining and Quarrying</i> | 1,89 | 1,78 | 1,69 | 1,62 | 1,58 |
| C | Industri Pengolahan/ <i>Manufacturing</i> | 1,42 | 1,45 | 1,44 | 1,35 | 1,31 |
| D | Pengadaan Listrik dan Gas/ <i>Electricity and Gas</i> | 0,19 | 0,20 | 0,20 | 0,20 | 0,20 |
| E | Pengadaan Air; Pengelolaan Sampah, Limbah, dan Daur Ulang/ <i>Water Supply; Sewerage, Waste Management, and Remediation Activities</i> | 0,01 | 0,01 | 0,01 | 0,01 | 0,01 |
| F | Konstruksi/ <i>Construction</i> | 8,46 | 8,70 | 8,69 | 8,71 | 9,41 |
| G | Perdagangan Besar dan Eceran; Reparasi Mobil dan Sepeda Motor/ <i>Wholesale and Retail Trade; Repair of Motor Vehicles and Motorcycles</i> | 12,96 | 13,07 | 13,29 | 13,24 | 12,52 |
| H | Transportasi dan Pergudangan/ <i>Transportation and Storage</i> | 3,16 | 2,95 | 2,88 | 2,81 | 2,11 |
| I | Penyediaan Akomodasi dan Makan Minum/ <i>Accommodation and Food Service Activities</i> | 1,52 | 1,61 | 1,66 | 1,70 | 1,61 |
| J | Informasi dan Komunikasi/ <i>Information and Communication</i> | 3,72 | 3,68 | 3,48 | 3,42 | 3,71 |
| K | Jasa Keuangan dan Asuransi/ <i>Financial and Insurance Activities</i> | 1,87 | 1,92 | 1,93 | 2,01 | 1,95 |

Lanjutan Tabel/*Continued Table* 12.3

| | Lapangan Usaha/ <i>Industry</i> | 2016 | 2017 | 2018 ^r | 2019 [*] | 2020 ^{**} |
|---------|---|---------------|---------------|-------------------|-------------------|--------------------|
| | (1) | (2) | (3) | (4) | (5) | (6) |
| L | Real Estat/ <i>Real Estate Activities</i> | 3,69 | 3,63 | 3,65 | 3,70 | 3,69 |
| M,N | Jasa Perusahaan/ <i>Business Activities</i> | 0,15 | 0,16 | 0,16 | 0,16 | 0,16 |
| O | Administrasi Pemerintahan, Pertahanan, dan Jaminan Sosial Wajib/ <i>Public Administration and Defence; Compulsory Social Security</i> | 16,76 | 16,86 | 17,24 | 17,48 | 16,95 |
| P | Jasa Pendidikan/ <i>Education</i> | 3,24 | 3,35 | 3,45 | 3,67 | 3,84 |
| Q | Jasa Kesehatan dan Kegiatan Sosial/ <i>Human Health and Social Work Activities</i> | 4,48 | 4,49 | 4,51 | 4,70 | 5,05 |
| R,S,T,U | Jasa Lainnya/ <i>Other Services Activities</i> | 0,91 | 0,92 | 0,92 | 0,98 | 1,00 |
| | Produk Domestik Regional Bruto/<i>Gross Regional Domestic Product</i> | 100,00 | 100,00 | 100,00 | 100,00 | 100,00 |

Catatan/*Note*: : r = angka revisi
 * = angka sementara
 ** = angka sangat sementara

Sumber/*Source*: BPS, berbagai sensus, survei dan sumber lain/*BPS-Statistics Indonesia, various census, survey, and other sources*

Tabel
Table 12.4

Laju Pertumbuhan Produk Domestik Regional Bruto Atas Dasar Harga Konstan 2010 Menurut Lapangan Usaha di Kabupaten Simeulue (persen), 2016–2020
Growth Rate of Gross Regional Domestic Product at 2010 Constant Market Prices by Industry in Simeulue Regency (percent), 2016–2020

| Lapangan Usaha/ <i>Industry</i> | 2016 | 2017 | 2018 ^a | 2019 ^a | 2020 tm |
|--|-------|-------|-------------------|-------------------|--------------------|
| (1) | (2) | (3) | (4) | (5) | (6) |
| A Pertanian, Kehutanan, dan Perikanan/ <i>Agriculture, Forestry, and Fishing</i> | 3,11 | 2,93 | 2,88 | 3,26 | 2,52 |
| B Pertambangan dan Penggalian/ <i>Mining and Quarrying</i> | 4,47 | 0,62 | 0,92 | 2,01 | 0,58 |
| C Industri Pengolahan/ <i>Manufacturing</i> | 2,89 | 5,14 | 5,28 | 0,56 | -3,24 |
| D Pengadaan Listrik dan Gas/ <i>Electricity and Gas</i> | 10,26 | 3,94 | 4,04 | 2,74 | 3,91 |
| E Pengadaan Air; Pengelolaan Sampah, Limbah, dan Daur Ulang/ <i>Water Supply; Sewerage, Waste Management, and Remediation Activities</i> | 8,75 | 3,70 | 3,96 | 9,63 | -1,53 |
| F Konstruksi/ <i>Construction</i> | 4,21 | 7,97 | 5,13 | 5,65 | 9,43 |
| G Perdagangan Besar dan Eceran; Reparasi Mobil dan Sepeda Motor/ <i>Wholesale and Retail Trade; Repair of Motor Vehicles and Motorcycles</i> | 5,73 | 4,91 | 5,33 | 4,66 | -6,24 |
| H Transportasi dan Pergudangan/ <i>Transportation and Storage</i> | 4,63 | -3,12 | 3,14 | 4,76 | -23,94 |
| I Penyediaan Akomodasi dan Makan Minum/ <i>Accommodation and Food Service Activities</i> | 5,61 | 6,41 | 5,69 | 6,03 | -6,35 |
| J Informasi dan Komunikasi/ <i>Information and Communication</i> | 3,87 | 6,53 | 1,60 | 5,45 | 12,03 |
| K Jasa Keuangan dan Asuransi/ <i>Financial and Insurance Activities</i> | 5,28 | 5,60 | 4,31 | 8,12 | 0,40 |

Lanjutan Tabel/*Continued Table 12.4*

| Lapangan Usaha/ <i>Industry</i> | | 2016 | 2017 | 2018 ^r | 2019 [*] | 2020 ^{**} |
|--|---|-------------|-------------|-------------------|-------------------|--------------------|
| (1) | | (2) | (3) | (4) | (5) | (6) |
| L | Real Estat/ <i>Real Estate Activities</i> | 2,36 | 3,52 | 4,15 | 5,51 | 0,63 |
| M,N | Jasa Perusahaan/ <i>Business Activities</i> | 6,74 | 6,28 | 5,93 | 5,67 | -2,53 |
| O | Administrasi Pemerintahan, Pertahanan, dan Jaminan Sosial Wajib/ <i>Public Administration and Defence; Compulsory Social Security</i> | 6,46 | 5,45 | 5,83 | 5,42 | -4,64 |
| P | Jasa Pendidikan/ <i>Education</i> | 6,70 | 7,13 | 6,42 | 7,11 | 3,65 |
| Q | Jasa Kesehatan dan Kegiatan Sosial/ <i>Human Health and Social Work Activities</i> | 6,92 | 6,57 | 5,92 | 5,78 | 4,56 |
| R,S,T,U | Jasa Lainnya/ <i>Other Services Activities</i> | 5,24 | 4,79 | 4,88 | 7,15 | 1,34 |
| Produk Domestik Regional Bruto/<i>Gross Regional Domestic Product</i> | | 4,55 | 4,42 | 4,24 | 4,60 | 0,15 |

Catatan/*Note*: : r = angka revisi
 * = angka sementara
 ** = angka sangat sementara

Sumber/*Source*: BPS, berbagai sensus, survei dan sumber lain/*BPS-Statistics Indonesia, various census, survey, and other sources*

Tabel
Table 12.5

Produk Domestik Regional Bruto Atas Dasar Harga Berlaku Menurut Jenis Pengeluaran di Kabupaten Simeulue (miliar rupiah), 2015–2019
Gross Regional Domestic Product at Current Market Prices by Type of Expenditure in Simeulue Regency (billion rupiahs), 2015–2019

| Jenis Pengeluaran Type of Expenditure | 2015 | 2016 | 2017^r | 2018[*] | 2019^{**} |
|---|-----------------|-----------------|-------------------------|-------------------------|--------------------------|
| (1) | (2) | (3) | (4) | (5) | (6) |
| Pengeluaran Konsumsi Rumah Tangga <i>Household Consumption Expenditure</i> | 1.213,59 | 1.300,95 | 1.394,01 | 1.479,52 | 1.576,13 |
| Pengeluaran Konsumsi LNPRT <i>NPISH Consumption Expenditure</i> | 67,45 | 73,39 | 82,94 | 89,15 | 97,18 |
| Pengeluaran Konsumsi Pemerintah <i>Government Consumption Expenditure</i> | 701,81 | 719,88 | 762,23 | 780,33 | 798,07 |
| Pembentukan Modal Tetap Bruto <i>Gross Fixed Capital Formation</i> | 825,99 | 897,81 | 898,61 | 964,43 | 1.051,23 |
| Perubahan Inventori <i>Changes in Inventories</i> | 5,26 | 6,41 | 5,48 | 5,35 | 5,51 |
| Ekspor Barang dan Jasa/ <i>Exports of Goods and Services</i> | -1.173,98 | -1.225,88 | -1.246,24 | -1.272,54 | -1.312,54 |
| Dikurangi: Impor Barang dan Jasa <i>Less: Import of Goods and Services</i> | - | - | - | - | - |
| Diskrepansi Statistik ¹ <i>Statistical Discrepancies ¹</i> | - | - | - | - | - |
| Produk Domestik Regional Bruto/Gross Regional Domestic Product | 1.640,12 | 1.772,57 | 1.897,04 | 2.046,24 | 2.215,57 |

Catatan/Note: : r = angka revisi
 * = angka sementara
 ** = angka sangat sementara

Sumber/Source: BPS, berbagai sensus, survei dan sumber lain/BPS-Statistics Indonesia, various census, survey, and other sources

Tabel
Table 12.6

Produk Domestik Regional Bruto Atas Dasar Harga Konstan 2010 Menurut Jenis Pengeluaran di Kabupaten Simeulue (miliar rupiah), 2015–2019
Gross Regional Domestic Product at 2010 Constant Market Prices by Type of Expenditure in Simeulue Regency (billion rupiahs), 2015–2019

| Jenis Pengeluaran Type of Expenditure | 2015 | 2016 | 2017^r | 2018[*] | 2019^{**} |
|---|-----------------|-----------------|-------------------------|-------------------------|--------------------------|
| (1) | (2) | (3) | (4) | (5) | (6) |
| Pengeluaran Konsumsi Rumah Tangga <i>Household Consumption Expenditure</i> | 1.034,42 | 1.064,98 | 1.095,48 | 1.132,37 | 1.174,50 |
| Pengeluaran Konsumsi LNPRT <i>NPISH Consumption Expenditure</i> | 53,76 | 56,05 | 60,35 | 63,26 | 67,25 |
| Pengeluaran Konsumsi Pemerintah <i>Government Consumption Expenditure</i> | 499,43 | 504,32 | 515,02 | 515,79 | 521,36 |
| Pembentukan Modal Tetap Bruto <i>Gross Fixed Capital Formation</i> | 677,10 | 702,59 | 699,45 | 718,09 | 759,98 |
| Perubahan Inventori <i>Changes in Inventories</i> | 4,11 | 5,02 | 4,28 | 4,06 | 4,08 |
| Ekspor Barang dan Jasa/ <i>Exports of Goods and Services</i> | -924,17 | -927,13 | -906,59 | -901,71 | -922,54 |
| Dikurangi: Impor Barang dan Jasa <i>Less: Import of Goods and Services</i> | - | - | - | - | - |
| Diskrepansi Statistik ¹ <i>Statistical Discrepancies ¹</i> | - | - | - | - | - |
| Produk Domestik Regional Bruto/Gross Regional Domestic Product | 1.344,66 | 1.405,84 | 1.467,98 | 1.531,85 | 1.604,63 |

Catatan/Note: : r = angka revisi
* = angka sementara
** = angka sangat sementara

Sumber/Source: BPS, berbagai sensus, survei dan sumber lain/BPS-Statistics Indonesia, various census, survey, and other sources

Tabel
Table 12.7

Distribusi Persentase Produk Domestik Regional Bruto Atas Dasar Harga Berlaku Menurut Jenis Pengeluaran di Kabupaten Simeulue, 2015–2019
Percentage Distribution of Gross Regional Domestic Product at Current Market Prices by Type of Expenditure in Simeulue Regency, 2015–2019

| Jenis Pengeluaran Type of Expenditure | 2015 | 2016 | 2017^r | 2018[*] | 2019^{**} |
|---|-------------|-------------|-------------------------|-------------------------|--------------------------|
| (1) | (2) | (3) | (4) | (5) | (6) |
| Pengeluaran Konsumsi Rumah Tangga <i>Household Consumption Expenditure</i> | 73.99 | 73.39 | 73.48 | 72.30 | 71.14 |
| Pengeluaran Konsumsi LNPRT <i>NPISH Consumption Expenditure</i> | 4.11 | 4.14 | 4.37 | 4.36 | 4.39 |
| Pengeluaran Konsumsi Pemerintah <i>Government Consumption Expenditure</i> | 42.79 | 40.61 | 40.18 | 38.13 | 36.02 |
| Pembentukan Modal Tetap Bruto <i>Gross Fixed Capital Formation</i> | 50.36 | 50.65 | 47.37 | 47.13 | 47.45 |
| Perubahan Inventori <i>Changes in Inventories</i> | 0.32 | 0.36 | 0.29 | 0.26 | 0.25 |
| Ekspor Barang dan Jasa/ <i>Exports of Goods and Services</i> | -71.58 | -69.16 | -65.69 | -62.19 | -59.24 |
| Dikurangi: Impor Barang dan Jasa <i>Less: Import of Goods and Services</i> | - | - | - | - | - |
| Diskrepansi Statistik ¹ <i>Statistical Discrepancies ¹</i> | - | - | - | - | - |
| Produk Domestik Regional Bruto/Gross Regional Domestic Product | 100 | 100 | 100 | 100 | 100 |

Catatan/Note: : r = angka revisi
* = angka sementara
** = angka sangat sementara

Sumber/Source: BPS, berbagai sensus, survei dan sumber lain/BPS-Statistics Indonesia, various census, survey, and other sources

Tabel
Table 12.8

Laju Pertumbuhan Produk Domestik Regional Bruto Atas Dasar Harga Konstan 2010 Menurut Jenis Pengeluaran di Kabupaten Simeulue (persen), 2016–2019
Growth Rate of Gross Regional Domestic Product at 2010 Constant Market Prices by Type of Expenditure in Simeulue Regency (percent), 2016–2019

| Jenis Pengeluaran <i>Type of Expenditure</i> | 2016 | 2017^r | 2018[*] | 2019^{**} |
|---|-------------|-------------------------|-------------------------|--------------------------|
| (1) | (2) | (3) | (4) | (5) |
| Pengeluaran Konsumsi Rumah Tangga <i>Household Consumption Expenditure</i> | 2.95 | 2.86 | 3.37 | 3.72 |
| Pengeluaran Konsumsi LNPRT <i>NPISH Consumption Expenditure</i> | 4.26 | 7.66 | 4.82 | 6.31 |
| Pengeluaran Konsumsi Pemerintah <i>Government Consumption Expenditure</i> | 0.98 | 2.12 | 0.15 | 1.08 |
| Pembentukan Modal Tetap Bruto <i>Gross Fixed Capital Formation</i> | 3.76 | -0.45 | 2.67 | 5.83 |
| Perubahan Inventori <i>Changes in Inventories</i> | - | - | - | - |
| Ekspor Barang dan Jasa/ <i>Exports of Goods and Services</i> | - | - | - | - |
| Dikurangi: Impor Barang dan Jasa <i>Less: Import of Goods and Services</i> | - | - | - | - |
| Diskrepansi Statistik ¹ <i>Statistical Discrepancies ¹</i> | - | - | - | - |
| Produk Domestik Regional Bruto/<i>Gross Regional Domestic Product</i> | 4.55 | 4.42 | 4.35 | 4.75 |

Catatan/Note: : r = angka revisi
 * = angka sementara
 ** = angka sangat sementara

Sumber/Source: BPS, berbagai sensus, survei dan sumber lain/BPS-Statistics Indonesia, various census, survey, and other sources

**PERBANDINGAN ANTAR
KABUPATEN/KOTA**

REGENCY/MUNICAL COMPARISON

**5 Kabupaten/Kota Dengan Jumlah Penduduk
di Provinsi Aceh (ribu),**



PENJELASAN TEKNIS**TECHNICAL NOTES**

1. Laju Pertumbuhan Penduduk Adalah angka yang menunjukkan persentase pertambahan penduduk dalam jangka waktu tertentu.
 2. Laju Pertumbuhan PDRB Adalah laju pertumbuhan produk domestic regional bruto (PDRB) atas dasar harga konstan diperoleh dengan mengurangi nilai pada tahun ke n dengan nilai pada tahun ke (n-1) dibagi dengan nilai pada tahun ke (n-1) dikalikan dengan 100 persen. Laju pertumbuhan PDRB menunjukkan suatu tingkat perkembangan riil dari agregat pendapatan untuk masing-masing tahun dibandingkan dengan tahun sebelumnya
 3. Persentase penduduk miskin (P0) adalah persentase penduduk miskin yang berada di bawah garis kemiskinan. Headcount Index secara sederhana mengukur proporsi yang dikategorikan miskin. Angka yang ditunjukkan oleh HCI-P0 menunjukkan proporsi penduduk miskin di suatu wilayah. Persentase penduduk miskin yang tinggi menunjukkan bahwa tingkat kemiskinan di suatu wilayah juga tinggi
1. *The Growth rate of population Is the number that is show percentage of population growth within a specified periode.*
 2. *Is The rate of growth of gross domestic regional product (GDRP) at constant prices is obtained by subtracting the value in year n with the value in the year to (n-1) divided by the value in the year to the (n-1) multiplied by 100 percent. The growth rate of the GRDP shows a level of real development of aggregate income for each year compared eith the previous year.*
 3. *Headcount Index (P0) is the percentage of poor people live under poverty line. Headcount Index simply measures the proportion identified as poor. Figures shown by HCI-P0 indicates the proportion of poor people in the region. The high percentage of poor people shows that poverty in the region is also high.*

<https://simeuluekab.bps.go.id>

ULASAN

Jumlah penduduk pada tahun 2019 terjadi peningkatan dari 92,39 ribu pada 2018 menjadi 93,22 ribu. Sedangkan untuk jumlah penduduk miskin terjadi penurunan dari 18,22 ribu pada tahun 2018 menjadi 17,67 ribu orang pada tahun 2019.

DESCRIPTION

The population in 2019 will increase from 92.39 thousand in 2018 to 93.22 thousand. whereas for the number of poor people there is a decline from 18.22 thousand in 2018 to 17.67 thousand people in 2019.

<https://simeuluekab.bps.go.id>

Tabel
Table 13.1

Jumlah Penduduk Menurut Kabupaten/Kota di Provinsi Aceh (ribu), 2016–2020
Population by Regency/Municipality in Aceh Province (thousand), 2016–2020

| Kabupaten/Kota Regency/Municipality | 2016 ¹ | 2017 ¹ | 2018 ¹ | 2019 ¹ | 2020 ² |
|--|-------------------|-------------------|-------------------|-------------------|-------------------|
| (1) | (2) | (3) | (4) | (5) | (6) |
| 1 Simeulue | 90,29 | 91,37 | 92,39 | 93,23 | 92,86 |
| 2 Aceh Singkil | 116,71 | 119,49 | 121,68 | 124,10 | 126,51 |
| 3 Aceh Selatan | 228,60 | 231,39 | 235,12 | 238,08 | 232,41 |
| 4 Aceh Tenggara | 204,47 | 208,48 | 212,42 | 216,50 | 220,86 |
| 5 Aceh Timur | 411,28 | 419,59 | 427,57 | 436,08 | 422,40 |
| 6 Aceh Tengah | 200,41 | 204,27 | 208,51 | 212,49 | 215,58 |
| 7 Aceh Barat | 197,92 | 201,68 | 205,97 | 210,11 | 198,74 |
| 8 Aceh Besar | 400,91 | 409,11 | 417,30 | 425,22 | 405,54 |
| 9 Pidie | 425,97 | 432,60 | 439,13 | 444,98 | 435,28 |
| 10 Biruen | 443,63 | 453,22 | 461,73 | 471,64 | 436,42 |
| 11 Aceh Utara | 593,49 | 602,55 | 611,44 | 619,41 | 602,79 |
| 12 Aceh Barat Daya | 143,31 | 145,73 | 148,11 | 150,39 | 150,78 |
| 13 Gayo Lues | 89,50 | 91,02 | 92,60 | 94,10 | 99,53 |
| 14 Aceh Tamiang | 282,92 | 287,01 | 291,11 | 295,01 | 294,356 |
| 15 Nagan Raya | 158,22 | 161,33 | 164,48 | 167,29 | 168,39 |
| 16 Aceh Jaya | 87,62 | 89,62 | 91,09 | 92,89 | 93,16 |
| 17 Bener Meriah | 139,89 | 142,53 | 145,09 | 148,18 | 161,34 |
| 18 Pidie Jaya | 151,47 | 154,80 | 158,09 | 161,22 | 158,40 |
| 71 Banda Aceh | 254,90 | 259,91 | 265,11 | 270,32 | 252,90 |
| 72 Sabang | 33,62 | 33,98 | 34,57 | 34,87 | 41,20 |
| 73 Langsa | 168,82 | 171,57 | 174,32 | 176,81 | 185,97 |
| 74 Lhoksemawe | 195,19 | 198,98 | 203,28 | 207,20 | 188,71 |
| 75 Subulussalam | 77,08 | 78,73 | 80,22 | 81,42 | 90,75 |
| Provinsi Aceh | 5 096,25 | 5 189,47 | 5 281,31 | 5 371,53 | 5 274,87 |

Catatan/Note: ...

Sumber/Source: ¹ BPS, Proyeksi Penduduk Indonesia 2010–2035/BPS-Statistics Indonesia, Indonesia Population Projection 2010–2035

² BPS, Sensus Penduduk (SP) 2020/BPS-Statistics Indonesia, 2020 Population Census

Tabel
Table 13.2

Laju Pertumbuhan Produk Domestik Regional Bruto Atas Dasar Harga Konstan 2010 Menurut Kabupaten/Kota di Provinsi Aceh (persen), 2016–2020
Rate of Growth of Gross Regional Domestic Products at Constant 2010 Prices by Regency/Municipality in Aceh Province (percent), 2016–2020

| Kabupaten/Kota Regency/Municipality | 2016 | 2017 | 2018r | 2019* | 2020** |
|--|-------------|-------------|-------------|-------------|-------------|
| (1) | (2) | (3) | (4) | (5) | (6) |
| 1 Simeulue | 4,55 | 4,42 | 4,24 | 4,60 | 0,15 |
| 2 Aceh Singkil | 4,16 | 3,93 | 3,98 | 3,99 | -1,16 |
| 3 Aceh Selatan | 4,64 | 3,93 | 4,53 | 4,43 | -0,05 |
| 4 Aceh Tenggara | 4,24 | 4,65 | 3,26 | 4,23 | -0,17 |
| 5 Aceh Timur | -1,16 | 4,34 | 4,20 | 4,42 | 1,79 |
| 6 Aceh Tengah | 4,59 | 4,08 | 4,22 | 3,51 | -1,21 |
| 7 Aceh Barat | 2,92 | 13,15 | 10,14 | 4,99 | 1,87 |
| 8 Aceh Besar | 4,05 | 4,00 | 3,78 | 4,35 | 0,31 |
| 9 Pidie | 3,88 | 4,42 | 4,16 | 4,43 | -0,14 |
| 10 Biruen | 4,04 | 4,16 | 4,22 | 5,00 | -0,94 |
| 11 Aceh Utara | 0,07 | 2,36 | 4,77 | 3,48 | 0,97 |
| 12 Aceh Barat Daya | 4,56 | 4,46 | 4,61 | 4,75 | -0,52 |
| 13 Gayo Lues | 4,13 | 4,83 | 1,28 | 1,26 | 0,88 |
| 14 Aceh Tamiang | 2,83 | 4,00 | 4,25 | 4,55 | 0,42 |
| 15 Nagan Raya | 4,05 | 3,95 | 4,29 | 6,77 | 3,54 |
| 16 Aceh Jaya | 3,89 | 4,00 | 4,04 | 3,75 | -0,62 |
| 17 Bener Meriah | 4,43 | 4,09 | 4,16 | 4,32 | 0,26 |
| 18 Pidie Jaya | 3,7 | 5,8 | 4,63 | 4,08 | -1,11 |
| 71 Banda Aceh | 5,93 | 3,39 | 4,45 | 4,18 | -3,29 |
| 72 Sabang | 4,85 | 6,07 | 5,87 | 5,82 | -1,15 |
| 73 Langsa | 4,49 | 4,43 | 4,33 | 4,39 | -1,06 |
| 74 Lhoksemaue | -1,52 | 2,19 | 3,78 | 3,98 | -1,45 |
| 75 Subulussalam | 4,69 | 4,98 | 4,42 | 4,42 | 1,97 |
| Provinsi Aceh | 3,29 | 4,18 | | | |

Catatan/Note: : r = angka revisi
 * = angka sementara
 ** = angka sangat sementara

Sumber/Source: Badan Pusat Statistik Provinsi Aceh/BPS-Statistocs of Aceh Province

Tabel
Table 13.3

**Jumlah Penduduk Miskin Menurut Kabupaten/Kota di
Provinsi Aceh, 2016–2020**
*The Number of Poor People by Regency/Municipality in
Aceh Province, 2016–2020*

| Kabupaten/Kota Regency/Municipality | 2016 | 2017 | 2018 | 2019 | 2020 |
|--|----------------|----------------|----------------|----------------|----------------|
| (1) | (2) | (3) | (4) | (5) | (6) |
| 1 Simeulue | 17 930 | 18 400 | 18 221 | 17 670 | 17 340 |
| 2 Aceh Singkil | 25 090 | 26 270 | 25 735 | 25 660 | 25 430 |
| 3 Aceh Selatan | 30 680 | 32 510 | 32 815 | 31 060 | 30 910 |
| 4 Aceh Tenggara | 29 390 | 30 840 | 30 203 | 28 930 | 28 980 |
| 5 Aceh Timur | 61 630 | 63 670 | 61 644 | 62 790 | 62 340 |
| 6 Aceh Tengah | 33 160 | 34 240 | 32 314 | 32 780 | 32 480 |
| 7 Aceh Barat | 40 110 | 40 720 | 39 562 | 39 290 | 39 060 |
| 8 Aceh Besar | 62 030 | 62 720 | 60 084 | 58 900 | 59 700 |
| 9 Pidie | 90 160 | 92 350 | 89 533 | 86 290 | 86 390 |
| 10 Biruen | 70 440 | 71 540 | 65 744 | 63 600 | 62 420 |
| 11 Aceh Utara | 115 050 | 118 740 | 111 272 | 107 340 | 106 410 |
| 12 Aceh Barat Daya | 25 730 | 26 570 | 25 229 | 24 360 | 24 210 |
| 13 Gayo Lues | 19 480 | 19 910 | 19 087 | 18 630 | 18 420 |
| 14 Aceh Tamiang | 40 880 | 42 010 | 41 209 | 39 350 | 38 930 |
| 15 Nagan Raya | 30 310 | 31 060 | 31 056 | 29 930 | 29 990 |
| 16 Aceh Jaya | 13 100 | 13 230 | 12 846 | 12 350 | 12 110 |
| 17 Bener Meriah | 29 820 | 29 990 | 29 078 | 28 450 | 20 300 |
| 18 Pidie Jaya | 31 940 | 33 600 | 31 720 | 30 970 | 31 390 |
| 71 Banda Aceh | 18 800 | 19 230 | 19 130 | 19 420 | 18 970 |
| 72 Sabang | 5 810 | 5 980 | 5 615 | 5 430 | 5 270 |
| 73 Langsa | 18 630 | 19 200 | 18 734 | 18 620 | 18 650 |
| 74 Lhoksemawe | 23 280 | 24 400 | 23 879 | 23 050 | 22 690 |
| 75 Subulussalam | 14 990 | 15 440 | 14 778 | 14 560 | 14 460 |
| Provinsi Aceh | 848 444 | 872 610 | 839 488 | 819 440 | 814 910 |

Catatan/Note:

Sumber/Source: Badan Pusat Statistick Provinsi Aceh/BPS-Statistocs of Aceh Province

Tabel
Table 13.4**Indeks Pembangunan Manusia Menurut Kabupaten/Kota
di Provinsi Aceh, 2016–2020**
*Human Development Index by Regency/Municipality in
Aceh Province, 2016–2020*

| Kabupaten/Kota Regency/Municipality | 2016 | 2017 | 2018 | 2019 | 2020 |
|--|--------------|--------------|--------------|--------------|--------------|
| (1) | (2) | (3) | (4) | (5) | (6) |
| 1 Simeulue | 63,82 | 64,41 | 64,74 | 65,65 | 66,03 |
| 2 Aceh Singkil | 66,96 | 67,37 | 68,02 | 69,19 | 68,94 |
| 3 Aceh Selatan | 64,13 | 65,03 | 65,92 | 67,04 | 67,12 |
| 4 Aceh Tenggara | 67,48 | 68,09 | 68,67 | 69,38 | 69,37 |
| 5 Aceh Timur | 65,42 | 66,32 | 66,82 | 67,48 | 67,63 |
| 6 Aceh Tengah | 72,04 | 72,19 | 72,64 | 73,28 | 73,24 |
| 7 Aceh Barat | 69,26 | 70,20 | 70,47 | 71,13 | 71,38 |
| 8 Aceh Besar | 71,75 | 72,00 | 72,73 | 73,56 | 73,56 |
| 9 Pidie | 69,06 | 69,52 | 69,93 | 70,58 | 70,63 |
| 10 Biruen | 70,21 | 71,11 | 71,37 | 72,17 | 72,28 |
| 11 Aceh Utara | 67,19 | 67,67 | 68,36 | 69,40 | 69,33 |
| 12 Aceh Barat Daya | 64,57 | 65,09 | 65,67 | 66,67 | 66,75 |
| 13 Gayo Lues | 64,26 | 65,01 | 65,88 | 67,31 | 67,22 |
| 14 Aceh Tamiang | 67,41 | 67,99 | 68,45 | 69,34 | 69,24 |
| 15 Nagan Raya | 67,32 | 67,78 | 68,15 | 69,33 | 69,18 |
| 16 Aceh Jaya | 67,70 | 68,07 | 68,83 | 69,89 | 69,75 |
| 17 Bener Meriah | 71,42 | 71,89 | 72,14 | 73,02 | 72,98 |
| 18 Pidie Jaya | 71,13 | 71,73 | 72,12 | 72,98 | 73,20 |
| 71 Banda Aceh | 83,73 | 83,95 | 84,37 | 85,18 | 85,41 |
| 72 Sabang | 73,36 | 74,10 | 74,82 | 75,78 | 75,78 |
| 73 Langsa | 75,41 | 75,89 | 76,34 | 77,15 | 77,17 |
| 74 Lhoksemaue | 75,78 | 76,34 | 76,62 | 77,30 | 77,31 |
| 75 Subulussalam | 62,18 | 62,88 | 63,48 | 64,46 | 64,93 |
| Provinsi Aceh | 70,00 | 70,60 | 71,19 | 71,96 | 71,99 |

Catatan/Note:

Sumber/Source: Badan Pusat Statistik Provinsi Aceh/BPS-Statistics of Aceh Province



Sensus
Penduduk
2020

DATA

MENCERDASKAN BANGSA

Enlighten The Nation

<https://simeuluekab.bps.go.id>



**BADAN PUSAT STATISTIK
KABUPATEN SIMEULUE**

Jl. Tgk. Diujung Desa Air Dingin, Telp/Fax : (0650) 8001005

Website : simeuluekab.bps.go.id Email : bps1101@bps.go.id