

KOTA LHOKSEUMAWE DALAM ANGKA 2021

Lhokseumawe Municipality in Figures



**BADAN PUSAT STATISTIK
KOTA LHOKSEUMAWE**

BPS-Statistic of Lhokseumawe Municipality

KOTA LHOKSEUMAWE DALAM ANGKA 2021

Lhokseumawe Municipality in Figures



**BADAN PUSAT STATISTIK
KOTA LHOKSEUMAWE**

BPS-Statistic of Lhokseumawe Municipality

Kota Lhokseumawe Dalam Angka
Lhokseumawe Municipality in Figures
2021

ISSN: 2528-4878

No. Publikasi/*Publication Number*: 11740.1701

Katalog/*Catalog*: 1102001.1174

Ukuran Buku/*Book Size*: 14,8 cm x 21 cm

Jumlah Halaman/*Number of Pages*: xxxiv + 469 halaman /*pages*

Naskah/*Manuscript*:

Badan Pusat Statistik Kota Lhokseumawe
BPS-Statistics of Lhokseumawe Municipality

Gambar Kover oleh/*Cover Designed by*:

Badan Pusat Statistik Kota Lhokseumawe
BPS-Statistics of Lhokseumawe Municipality

Ilustrasi Kover/*Cover Illustration*:

Waduk Jeulikat, Taman Riyadah dan Gua Jepang / *Jeulikat Reservoir, Riyadah Park, and Japan Cave.*

Diterbitkan oleh/*Published by*:

© BPS Kota Lhokseumawe/*BPS-Statistics of Lhokseumawe Municipality*

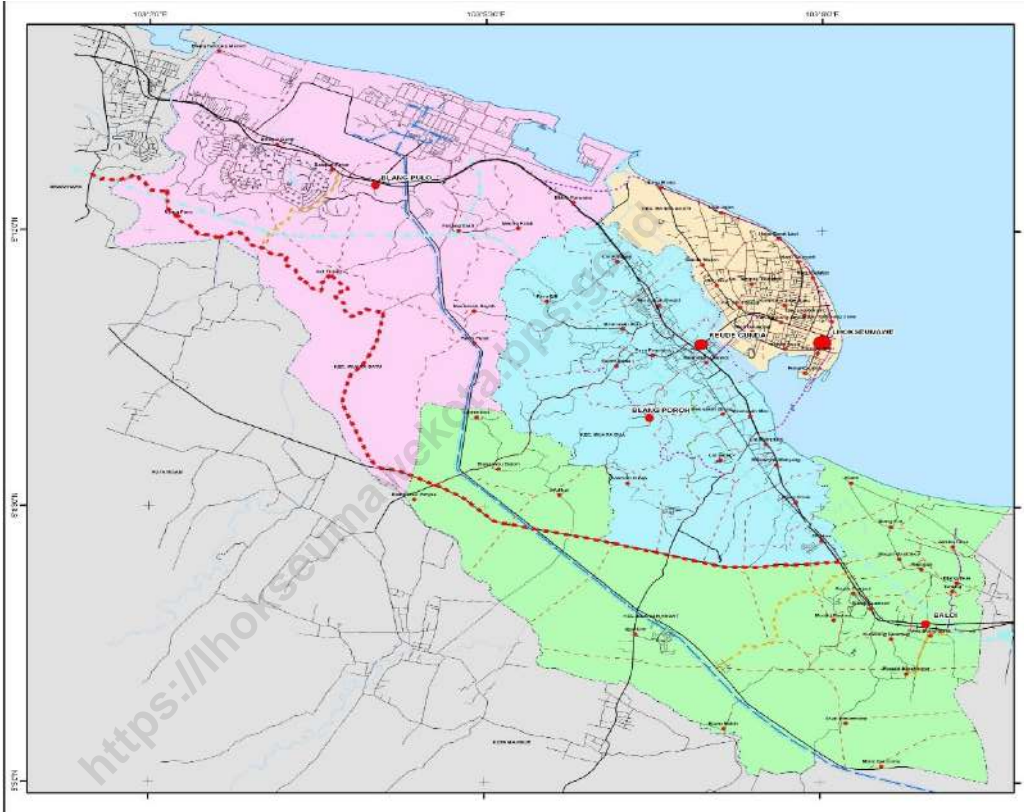
Diperbanyak oleh/*Copied by*:

-

Dilarang mengumumkan, mendistribusikan, mengomunikasikan, dan/atau menggandakan sebagian atau seluruh isi buku ini untuk tujuan komersial tanpa izin tertulis dari Badan Pusat Statistik

Prohibited to announce, distribute, communicate, and/or copy part or all of this book for commercial purpose without permission from BPS-Statistics Indonesia

PETA WILAYAH KOTA LHOXSEUMAWE
MAP OF LHOXSEUMAWE MUNICIPALITY



KEPALA BPS KOTA LHOKSEUMAWE
CHIEF STATISTICIAN OF LHOKSEUMAWE MUNICIPALITY



<https://lhokseumawekota.bps.go.id>



KATA PENGANTAR

Kota Lhokseumawe Dalam Angka 2021 merupakan publikasi tahunan yang diterbitkan oleh BPS Kota Lhokseumawe. Disadari bahwa publikasi ini belum sepenuhnya memenuhi harapan pihak pemakai data khususnya para perencana, namun diharapkan dapat membantu melengkapi penyusunan rencana pembangunan di Kota Lhokseumawe.

Publikasi ini dapat terwujud berkat kerjasama dan bantuan dari berbagai pihak baik instansi pemerintah maupun swasta. Kepada semua pihak yang telah memberikan bantuan disampaikan penghargaan dan terima kasih yang sebesar-besarnya.

Walaupun publikasi ini telah disiapkan sebaik-baiknya, namun disadari masih ada kekurangan dan kesalahan yang terjadi. Untuk perbaikan publikasi ini, tanggapan dan saran yang bersifat konstruktif dari para pemakai sangat diharapkan.

Lhokseumawe, Februari 2021
Kepala BPS
Kota Lhokseumawe


Ir. H. Hamdani, M.S.M.

<https://lhokseumawekota.bps.go.id>



PREFACE

Lhokseumawe Municipality in Figures 2021 is an annual publication written by BPS-Statistics of Lhokseumawe Municipality. Honestly, this publication has not perfect yet and has not filled the user's hope, especially for the planners yet, but hopely it can help to equip compilation of development planning in this municipality.

This comprehensive publication has been made possible with the assistance and contribution from several governmental institutions and private organizations. To all parties who have been involved in the preparation of this publication, I would like to express my sincerest appreciation and gratitude.

Comments and constructive suggestions for the improvement of this publication are always welcome.

*Lhokseumawe, Februari 2021
Chief Statistician of
Lhokseumawe Municipality*

Ir. H. Hamdani, M.S.M.

<https://lhokseumawekota.bps.go.id>

DAFTAR ISI/CONTENTS

halaman
page

| | |
|---|--------|
| Kepala BPS Kota Lhokseumawe/ <i>Chief Statistician of Lhokseumawe Municipality</i> | v |
| Kata Pengantar/ <i>Preface</i> | vii |
| Daftar Isi/ <i>Contents</i> | xi |
| Daftar Tabel/ <i>List of Tables</i> | xii |
| Daftar Gambar/ <i>List of Figures</i> | xxxiii |
| Penjelasan Umum/ <i>Explanatory Notes</i> | xxxiv |
| 1 GEOGRAFI DAN IKLIM/ <i>GEOGRAPHY AND CLIMATE</i> | 1 |
| 2 PEMERINTAHAN/ <i>GOVERNMENT</i> | 21 |
| 3 KEPENDUDUKAN DAN KETENAGAKERJAAN/ <i>POPULATION AND EMPLOYMENT</i> | 45 |
| 4 SOSIAL dan KESEJAHTERAAN RAKYAT/ <i>SOCIAL WELFARE</i> | 75 |
| 5 PERTANIAN,KEHUTANAN, PETRENAKAN, dan Perikanan/ <i>AGRICULTURE, FORESTRY, LIVESTOCK AND FISHERY</i> | 235 |
| 6 INDUSTRI, PERTAMBANGAN, DAN ENERGI/ <i>INDUSTRY, MINING, AND ENERGY</i> | 301 |
| 7 PARIWISATA/ <i>TOURISM</i> | 321 |
| 8 TRANSPORTASI DAN KOMUNIKASI/ <i>TRANSPORTATION AND COMMUNICATION</i> | 335 |
| 9 PERBANKAN, KOPERASI DAN HARGA-HARGA/ <i>BANKING, COOPERATIVE, AND PRICES</i> | 361 |
| 10 PENGELUARAN PENDUDUK/ <i>POPULATION EXPENDITURE</i> | 413 |
| 11 PERDAGANGAN/ <i>TRADE</i> | 423 |
| 12 SISTEM NERACA REGIONAL/ <i>SYSTEM OF REGIONAL ACCOUNTS</i> | 435 |
| 13 PERBANDINGAN ANTAR KABUPATEN/KOTA/ <i>REGENCY/MUNICIPAL COMPARISON</i> | 463 |

DAFTAR TABEL/LIST OF TABLES

halaman
page

| | | |
|-------|---|----|
| 1.1 | GEOGRAFI/GEOGRAPHY | |
| 1.1.1 | Luas Daerah dan Jumlah Pulau Menurut Kecamatan di Kota Lhokseumawe, 2020 <i>Total Area and Number of Islands by Subdistrict in Lhokseumawe Municipality, 2020</i> | 9 |
| 1.1.2 | Tinggi Wilayah dan Jarak ke Ibukota Lhokseumawe Menurut Kecamatan di Kota Lhokseumawe, 2020 <i>Altitude and Distance to Capital City by Subdistrict in Lhokseumawe Municipality, 2020</i> | 10 |
| 1.1.3 | Titik Koordinat Ibukota Kecamatan di Kota Lhokseumawe, 2019 <i>Geographical Coordinates of Subdistrict Capital in Lhokseumawe Municipality, 2020</i> | 11 |
| 1.1.4 | Banyaknya Gampong Menurut Letak Topografi di Kota Lhokseumawe, 2020 <i>Number of Villages by Topographical Location in Lhokseumawe Municipality, 2020</i> | 12 |
| 1.1.5 | Banyaknya Gampong Menurut Letak Geografis di Kota Lhokseumawe, 2020 <i>Number of Villages by Geographical Location in Lhokseumawe Municipality, 2020</i> | 13 |
| 1.1.6 | Letak Gampong di Kota Lhokseumawe Terhadap Hutan, 2020 <i>Location of Villages in Lhokseumawe from Forest, 2020</i> | 14 |
| 1.1.7 | Banyaknya Gampong Menurut Letak Topografi di Kota Lhokseumawe <i>Number of Villages by Topographical Location In Lhokseumawe Municipality, 2020</i> | |
| 1.2 | IKLIM/CLIMATE | |
| 1.2.1 | Rata-rata Temperatur Maksimum dan Minimum Menurut Bulan di Kota Lhokseumawe, 2020 <i>Average Rate of Maximum and Minimum Temperature by Month in Lhokseumawe Municipality, 2020</i> | 16 |
| 1.2.2 | Rata-rata Curah Hujan, Hari Hujan, Penyinaran Matahari Menurut Bulan di Kota Lhokseumawe, 2020 <i>Average Rate of Rainfall, Rainy Days and Sunshine by Month in Lhokseumawe Municipality, 2020</i> | 17 |
| 1.2.3 | Rata-rata Tekanan Udara dan Kelembaban Nisbi Menurut Bulan di Kota | |

| | | |
|-------|--|----|
| | Lhokseumawe, 2020 | 18 |
| | <i>Average Rate of Air Pressure and Relative Humidity by Month in Lhokseumawe Municipality, 2020</i> | |
| 1.2.4 | Arah Angin, Kecepatan Rata-rata dan Kecepatan Maksimum Menurut Bulan di Kota Lhokseumawe, 2020 | 19 |
| | <i>Wind Direction, Average Speed and Maximum Speed by Month in Lhokseumawe Municipality, 2020</i> | |
| 2 | PEMERINTAHAN/GOVERNMENT | |
| 2.1 | WILAYAH ADMINISTRATIF/ADMINISTRATIVE AREA | |
| 2.1.1 | Jumlah Desa/Gampong Menurut Kecamatan di Kota Lhokseumawe, 2020 | 26 |
| | <i>Number of Kemukiman and Villages by Subdistrict in Lhokseumawe Municipality, 2020</i> | |
| 2.1.2 | Nama-nama Camat di Kota Lhokseumawe, 2020 | 27 |
| | <i>Head of Subdistrict in Lhokseumawe Municipality, 2020</i> | |
| 2.1.3 | Nama-nama Gampong, 2020 | 29 |
| | <i>List of Villages, 2020</i> | |
| 2.1.4 | Nama-nama Geuchik di Kota Lhokseumawe, 2020 | 30 |
| | <i>Head of Village in Lhokseumawe Municipality, 2020</i> | |
| 2.2 | DEWAN PERWAKILAN RAKYAT DAERAH/THE REGIONAL HOUSE OF REPRESENTATIVE | |
| 2.2.1 | Jumlah Anggota DPRK Lhokseumawe Menurut Fraksi, Komisi dan Jenis Kelamin, 2020 | 34 |
| | <i>Number of Legislative Member by Fraction, Comission and Sex, 2020</i> | |
| 2.2.2 | Nama, Pendidikan, Umur dan Asal Partai Anggota DPRK, 2020 | 53 |
| | <i>Name, Education, Age and Political Parties of Lhokseumawe Parliament Member, 2020</i> | |
| 2.3 | PEGAWAI NEGERI SIPIL/CIVIL SERVANTS | |
| 2.3.1 | Banyaknya Pegawai Negeri Sipil Daerah Menurut Jabatan dan Jenis Kelamin, 2019 - 2020 | 36 |
| | <i>Number of Civil Servant by Sub District, 2019 - 2020</i> | |
| 2.3.2 | Banyaknya Pegawai Negeri Sipil Daerah Menurut Tingkat Pendidikan dan Jenis Kelamin, 2019 - 2020 | 37 |
| | <i>Number of Civil Servant by Education, 2020</i> | |
| 2.3.3 | Banyaknya Pegawai Negeri Sipil Daerah Menurut Tingkat Kepangkatan dan Jenis Kelamin, 2019 - 2020 | 38 |
| | <i>Number of Civil Servant by Echelon, 2019 -2020</i> | |

| | | |
|--------|---|----|
| 2.3.4 | Banyaknya Pegawai Negeri Sipil Daerah Menurut Jenis Kelamin, 2020 <i>Number of Civil Servant by Gender, 2020</i> | 39 |
| 2.4 | KEUANGAN PEMERINTAH/GOVERNMENT FINANCE | |
| 2.4.1 | Target dan Realisasi Sumber Penerimaan Pendapatan Daerah Kota Lhokseumawe, 2020 <i>Target and Realization of Lhokseumawe Regional Income, 2020 (Ribu Rupiah)</i> | 42 |
| 3 | KEPENDUDUKAN DAN KETENAGAKERJAAN/POPULATION AND EMPLOYMENT | |
| 3.1 | KEPENDUDUKAN/POPULATION | |
| 3.1.1 | Penduduk, Laju Pertumbuhan Penduduk, Distribusi Persentase Penduduk, Kepadatan Penduduk, Rasio Jenis Kelamin Penduduk Menurut Kecamatan, 2010-2020 <i>Number of Population, Growth Rate, Percentage Distribution of Population, Density and Sex Ratio by Sub District, 2010-2020</i> | 55 |
| 3.1.2 | Jumlah Penduduk Menurut Kelompok Umur, 2020 <i>Number of Populations by Age Group, 2020</i> | 57 |
| 3.1.3 | Jumlah Penduduk, Rumah Tangga dan Rata-rata Penduduk Per Rumah Tangga Menurut Kecamatan, 2020 <i>Number of Population, Households and Average Population Per-Household by Subdistrict, 2020</i> | 58 |
| 3.1.4 | Jumlah Penduduk Menurut Kecamatan Selama Kurun Waktu 2014 - 2020 <i>Number of Population by Sub District During 2014 - 2020</i> | 59 |
| 3.1.5 | Banyaknya Kelahiran Per Bulan, 2020 <i>Number of Birth per Month, 2020</i> | 60 |
| 3.1.6 | Jumlah Penduduk Pendetang Per Bulan, 2020 <i>Number of Moved In Resident per Month, 2020</i> | 61 |
| 3.1.7 | Jumlah Penduduk Pindah Per Bulan, 2020 <i>Number of Moved Out Resident per Month, 2020</i> | 62 |
| 3.1.8 | Jumlah Warga Negara Asing Dengan Izin Tinggal Terbatas Dalam Wilayah Hukum Kantor Imigrasi Lhokseumawe, 2020 <i>Number of Foreign Citizens with Limited Stay Permit in Immigration Office of Lhokseumawe Jurisdiction, 2020</i> | 64 |
| 3.1.9 | Rekapitulasi Cetak Kartu Keluarga Per Bulan, 2020 <i>Number of Family Registers Issued per Month, 2020</i> | 65 |
| 3.1.10 | Rekapitulasi Cetak KTP Nasional Per Bulan, 2020 <i>Number of National Identity Card Issued per Month, 2020</i> | 66 |
| 3.1.11 | Realisasi Penerbitan Akte Per Bulan, 2020 <i>Number of Certificate Issued per Month, 2020</i> | 67 |
| 3.1.12 | Realisasi Penerbitan Akte Kelahiran Per Bulan, 2020 | 68 |

| | | |
|--------|--|-----|
| | <i>Birth Certificate Issued per Month, 2020</i> | |
| 3.1.13 | Realisasi Penerbitan Akte Kematian Per Bulan, 2020 | 69 |
| | <i>Death Certificate Issued per Month, 2020</i> | |
| 3.1.14 | Realisasi Penerbitan Akte Perkawinan Per Bulan, 2020 | 70 |
| | <i>Marriage Certificate Issued per Month, 2020</i> | |
| 3.2 | KETENAGAKERJAAN/EMPLOYMENT | |
| 3.2.1 | Jumlah Penduduk Berumur 15 Tahun Ke atas Menurut Jenis Kegiatan Selama Seminggu yang Lalu dan Jenis Kelamin di Kota Lhokseumawe | 71 |
| | <i>Population Aged 15 Years and Over by Type of Activity During Yhe Previous Week and Sex in Lhokseumawe Municipality, 2019</i> | |
| 3.2.2 | Jumlah Penduduk Berumur 15 Tahun Ke atas Menurut Pendidikan Tertinggi yang ditamatkan dan Jenis Kegiatan Selama Seminggu Selama yang Lalu di Kota Lhokseumawe, | 72 |
| | <i>Population Aged 15 Years and Over by Educational Attainment and Type of Activity during Previous Week in Lhokseumawe Municipality, 2019</i> | |
| 3.2.3 | Jumlah Penduduk Berumur 15 Tahun Ke atas yang Bekerja Selama Seminggu yang Lalu Menurut Status Pekerjaan dan Jenis Kelamin di Kota Lhokseumawe, | 73 |
| | <i>Population Aged 15 Years and Over who Worked During Previous week by Main Employment Status and Sex Lhokseumawe Municipality, 2019</i> | |
| 4 | SOSIAL/SOCIAL | |
| 4.1 | PENDIDIKAN/EDUCATION | |
| 4.1.1 | Jumlah Sekolah ,Guru, dan Murid Taman Kanak-Kanak di Bawah Kementerian Pendidikan dan Kebudayaan Menurut Kecamatan, 2020/2021 | 91 |
| | <i>Number of Schools,Teachers, and Pupils in Kindergarten Under The Ministry of Education and Culture by Subdistrict, 2020/2021</i> | |
| 4.1.2 | Jumlah Sekolah ,Guru, dan Murid Taman Raudhatul Athfal (RA) di Bawah Kementerian Agama Menurut Kecamatan, 2018/2019 | 94 |
| | <i>Number of Schools,Teachers, and Pupils in Raudhatul Athfal (RA) Under The Ministry of Religious Affairs by Subdistrict, 2018/2019</i> | |
| 4.1.3 | Jumlah Sekolah ,Guru, dan Murid Sekolah Dasar (SD) di Bawah Kementerian Pendidikan dan Kebudayaan Menurut Kecamatan, 2020/2021 | 97 |
| | <i>Number of Schools,Teachers, and Pupils in Primary Schools Under The Ministry of Education and Culture by Subdistrict, 2020/2021</i> | |
| 4.1.4 | Jumlah Sekolah ,Guru, dan Murid Madrasah Ibtidaiyah (MI) di Bawah Kementerian Agama Menurut Kecamatan, 2018/2019 | 100 |
| | <i>Number of Public Elementary School Teachers by Employment Status and Sex, 2018/2019</i> | |
| 4.1.5 | Jumlah Sekolah ,Guru, dan Murid Sekolah Menengah Pertama (SMP) di Bawah Kementerian Pendidikan dan Kebudayaan Menurut Kecamatan, | 103 |

| | | |
|--------|---|-----|
| | <i>2020/2021</i> | |
| | <i>Number of Schools, Teachers, and Pupils in Junior High Schools Under The Ministry of Education and Culture by Subdistrict, 2020/2021</i> | |
| 4.1.6 | Jumlah Sekolah ,Guru, dan Murid Madrasah Tsanawiyah(MTsn) di Bawah Kementerian Agama Menurut Kecamatan, 2018/2019 | 106 |
| | <i>Number of Schools, Teachers, and Pupils in Junior High Schools Under The Ministry of Education and Culture by Subdistrict, 2018/2019</i> | |
| 4.1.7 | Jumlah Sekolah ,Guru, dan Murid Sekolah Menengah Atas (SMA) di Bawah Kementerian Pendidikan dan Kebudayaan Menurut Kecamatan, 2020/2021 | 109 |
| | <i>Number of Schools, Teachers, and Pupils in Junior High Schools Under The Ministry of Education and Culture by Subdistrict, 2020/2021</i> | |
| 4.1.8 | Jumlah Sekolah ,Guru, dan Murid Sekolah Menengah Kejuruan (SMK) di Bawah Kementerian Pendidikan dan Kebudayaan Menurut Kecamatan, 2020/2021 | 112 |
| | <i>Number of Schools, Teachers, and Pupils in Vocational High Schools Under The Ministry of Education and Culture by Subdistrict, 2020/2021</i> | |
| 4.1.9 | Jumlah Sekolah ,Guru, dan Murid Madrasah Aliyah (MA) di Bawah Kementerian Agama Menurut Kecamatan, 2018/2019 | 115 |
| | <i>Number of Schools, Teachers, and Pupils in Madrasah Aliyah (MA) Under The Ministry of Religious Affairs by Subdistrict, 2018/2019</i> | |
| 4.1.10 | Jumlah Desa/Kelurahan yang Memiliki Fasilitas Sekolah Menurut Kecamatan dan Tingkat Pendidikan di Kota Lhokseumawe, 2014-2020 | 118 |
| | <i>Number of Villages Having Educational Facilities by Subdistrict and Educational Level in Lhokseumawe Municipality, 2014 – 2020</i> | |
| 4.1.11 | Jumlah Pondok Pesantren, 2019 | 123 |
| | <i>Number of Islamic Training Centers, 2019</i> | |
| 4.1.12 | Daftar Alamat Pondok Pesantren, 2019 | 124 |
| | <i>List of Islamic Training Centers, 2019</i> | |
| 4.1.13 | Jumlah Santri Pondok Pesantren yang Melaksanakan Jalur Sekolah/Tradisional dan Salafiah, 2019 | 126 |
| | <i>Number of Islamic Training Centers Students Conducting Strip Boarding Schools/Traditional and Salafiah, 2019</i> | |
| 4.1.14 | Jumlah Ustadz pada Pondok Pesantren yang Melaksanakan Jalur Sekolah/Tradisional dan Salafiah, 2019 | 127 |
| | <i>Number of Islamic Training Centers Ustadz Conducting Strip Boarding Schools/Traditional and Salafiah, 2019</i> | |
| 4.1.15 | Jumlah Mahasiswa Baru Politeknik Negeri Lhokseumawe, 2020 | 128 |
| | <i>Number of Lhokseumawe Polytechnic Freshman, 2020</i> | |
| 4.1.16 | Jumlah Mahasiswa Aktif Politeknik Negeri Lhokseumawe, 2020 | 129 |
| | <i>Number of Lhokseumawe Polytechnic Active Student, 2020</i> | |
| 4.1.17 | Jumlah Tenaga Pengajar (Dosen) Politeknik Negeri Lhokseumawe, 2020 | 130 |
| | <i>Number of Lhokseumawe Polytechnic Lecturers, 2020</i> | |
| 4.1.18 | Jumlah Mahasiswa Baru IAIN Lhokseumawe, 2020 | 131 |
| | <i>Number of IAIN Lhokseumawe Freshman, 2020</i> | |

| | | |
|--------|--|-----|
| 4.1.19 | Jumlah Mahasiswa Aktif IAIN Lhokseumawe, 2020 <i>Number of IAIN Lhokseumawe Active Students, 2020</i> | 132 |
| 4.1.20 | Jumlah Lulusan IAIN Lhokseumawe, 2020 <i>Number of IAIN Lhokseumawe Graduates, 2020</i> | 133 |
| 4.1.21 | Jumlah Tenaga Pengajar (Dosen) IAIN Lhokseumawe, 2020 <i>Number of IAIN Lhokseumawe Lectures, 2020</i> | 134 |
| 4.2 | KESEHATAN/HEALTH | |
| 4.2.1 | Jumlah Desa/Kelurahan yang Memiliki Sarana Kesehatan Menurut Kecamatan di Kota Lhokseumawe, 2018-2020 <i>Number of Villages Having Health Facilities by Subdistrict in Lhokseumawe Municipality, 2018 – 2020</i> | 135 |
| 4.2.2 | Jumlah Sarana Pelayanan Kesehatan Menurut Kecamatan, 2020 <i>Number of Health Service Facilities by Sub District, 2020</i> | 141 |
| 4.2.3 | Jumlah Sarana Posyandu Menurut Kecamatan, 2020 <i>Number of Posyandu Facilities by Sub District, 2020</i> | 142 |
| 4.2.4 | Jumlah Rumah Sakit Umum, Rumah Sakit Khusus, Puskesmas, Posyandu, Menurut Kecamatan di Kota Lhokseumawe, 2019-2020 <i>Number of General Hospital, Special Hospital, Public Health Center, Village Maternity Cottage by Subdistrict in Lhokseumawe Municipality, 2019 – 2020</i> | 143 |
| 4.2.5 | Jumlah Tenaga Dokter Menurut Status dan Kecamatan, 2020 <i>Number of Doctor by Status and Sub District, 2020</i> | 147 |
| 4.2.6 | Jumlah Tenaga Kesehatan Menurut Puskesmas, 2020 <i>Number of Paramedics by Public Health Center, 2020</i> | 148 |
| 4.2.7 | Perkiraan Jumlah Persalinan yang Ditolong Tenaga Kesehatan, 2020 <i>Estimation of Childbirth Helped by Paramedics, 2020</i> | 149 |
| 4.2.8 | Jumlah Persalinan, Bayi Lahir Hidup dan Mati Menurut Puskesmas, 2020 <i>Number of Childbirth, Live Birth and Stillbirth by Public Health Center, 2020</i> | 150 |
| 4.2.9 | Jumlah Balita Menurut Kecamatan, 2020 <i>Number of Infant by Sub District, 2020</i> | 152 |
| 4.2.10 | Jumlah Bayi Lahir Hidup Menurut Puskesmas, 2020 <i>Number of Live Birth by Public Health Center, 2020</i> | 152 |
| 4.2.11 | Jumlah Bayi Lahir Mati Menurut Puskesmas, 2020 <i>Number of Stillbirth by Public Health Center, 2020</i> | 153 |
| 4.2.12 | Jumlah Kematian Bayi Umur 0-28 Hari Menurut Puskesmas, 2020 <i>Number of Baby Death at 0-28 Days Age by Public Health Center, 2020</i> | 154 |
| 4.2.13 | Jumlah Kematian Bayi Umur 0-1 Tahun Menurut Puskesmas, 2020 <i>Number of Baby Death 0-1 at Year Age by Public Health Center, 2020</i> | 155 |
| 4.2.14 | Jumlah Kematian Ibu Maternal Menurut Puskesmas, 2020 <i>Number of Maternal Mortality by Public Health Center, 2020</i> | 156 |
| 4.2.15 | Jumlah Bayi dengan Imunisasi Lengkap (Berdasarkan Cakupan Campak), | |

| | | |
|--------|---|-----|
| | 2020 | 157 |
| | <i>Total Baby Having Complete Immunizations (By Group of Measles), 2020</i> | |
| 4.2.16 | Kasus Penyakit Berdasarkan Pengamatan Menurut Kecamatan, 2020 <i>Number of Illness Based On Observation by Sub District, 2020</i> | 158 |
| 4.2.17 | Jumlah Peserta KB Lestari Menurut Kecamatan, 2020 <i>Number of 'Lestari' Family Planning Participants by Sub District, 2020</i> | 162 |
| 4.2.18 | Jumlah Pencapaian Akseptor KB Menurut Kecamatan, 2020 <i>Number of Family Planning Acceptor Achievements by Sub District, 2020</i> | 163 |
| 4.2.19 | Jumlah Peserta KB Menurut Alat Kontrasepsi, 2020 <i>Number of Family Planning Participants by Contraception Method, 2020</i> | 164 |
| 4.2.20 | Jumlah Tenaga Medis Menurut Status Kepegawaian pada Rumah Sakit Umum Cut Meutia, 2020 <i>Number of Medical Servant by Employment Status in Cut Meutia Hospital, 2020</i> | 165 |
| 4.2.21 | Aktivitas Hari Buka Poliklinik Rumah Sakit Umum Cut Meutia, 2020 <i>Activities of Polyclinics in Cut Meutia General Hospital, 2020</i> | 168 |
| 4.2.22 | Kegiatan Rawat Inap pada Rumah Sakit Umum Cut Meutia, 2020 <i>Activities of Hospitalities in Cut Meutia General Hospital, 2020</i> | 169 |
| 4.2.23 | Kegiatan Kebidanan pada Rumah Sakit Umum Cut Meutia, 2020 <i>Activities of Midwifery in Cut Meutia General Hospital, 2020</i> | 170 |
| 4.2.24 | Kegiatan Pembedahan pada Rumah Sakit Umum Cut Meutia, 2020 <i>Activities of Surgery in Cut Meutia General Hospital, 2020</i> | 171 |
| 4.3 | AGAMA/RELIGION | |
| 4.3.1 | Jumlah Pemeluk Masing-masing Agama, 2019 <i>Number of Religion Followers, 2019</i> | 172 |
| 4.3.2 | Jumlah Rumah Ibadah Masing-masing Agama, 2019 <i>Number of Religious Facilities, 2019</i> | 173 |
| 4.3.3 | Jumlah Desa/Kelurahan yang Mengalami Bencana Alam Menurut Kecamatan di Kota Lhokseumawe, 2018–2020 <i>Number of Villages/Kelurahan that Had Natural Disaster by Subdistrict in Lhokseumawe Municipality, 2018–2020</i> | 174 |
| 4.3.4 | Jumlah Sarana Pendidikan Agama, 2020 <i>Number of Iskamic Teaching Facilities, 2020</i> | 177 |
| 4.3.5 | Jumlah Fungsiaris Agama Islam Menurut Kecamatan, 2019 <i>Number of Islamic Functionarist by District, 2019</i> | 178 |
| 4.3.6 | Jumlah Jamaah Haji Berdasarkan Jenis Kelamin, 2019 <i>Number of Moslem Pilgrims by Sex, 2019</i> | 179 |
| 4.3.7 | Jumlah Jamaah Haji Gagal Berangkat Berdasarkan Jenis Kelamin, 2019 <i>Number Of Moslem Pilgrims Who Failed to Depart By Sex, 2019</i> | 180 |
| 4.3.8 | Jumlah Tanah Waqaf, 2019 <i>Number of Waqaf Lands, 2019</i> | 181 |

| | | |
|--------|---|-----|
| 4.3.9 | Jumlah Peristiwa Nikah dan Rujuk Per Bulan, 2019 <i>Number of Marriages and Reconciliations per Month, 2019</i> | 182 |
| 4.3.10 | Jumlah Perkara yang Diterima pada Mahkamah Syar'iyah Berdasarkan Jenis di Kota Lhokseumawe, 2020 <i>Number of Case Received at Sharia Court by Type in Lhokseumawe Municipality, 2020</i> | 183 |
| 4.3.11 | Jumlah Perkara yang Diputus pada Mahkamah Syar'iyah Berdasarkan Jenis di Kota Lhokseumawe, 2020 <i>Number of Verdict Case at Sharia Court by Type in Lhokseumawe Municipality, 2020</i> | 185 |
| 4.3.12 | Faktor Penyebab Perceraian pada Mahkamah Syar'iah Berdasarkan Jenis di Kota Lhokseumawe, 2020 <i>Factor of Divorce at Sharia Court by Type in Lhokseumawe Municipality, 2020</i> | 187 |
| 4.3.13 | Penerimaan zakat, Infaq dan Sadaqah Pada Baitul Mal Kota Lhokseumawe (Rupiah), 2018-2020 <i>Zakat, Infaq, and Shadaqah Receivment in Lhokseumawe Municipality (Rupiahs), 2017-2019</i> | 190 |
| 4.3.14 | Penyaluran Zakat, Infaq, dan Shadaqah (ZIS) Menurut Senif pada Baitul Mal Kota Lhokseumawe, 2018-2019 <i>Distribution of Zakat, Infaq, and Shadaqah (ZIS) According to Senif the Baitul Mal Lhokseumawe, 2018-2019</i> | 191 |
| 4.4 | KEMISKINAN/POVERTY | |
| 4.4.1 | Jumlah Penduduk dan Indikator Kemiskinan di Kota Lhokseumawe, 2015–2020 <i>Population and Indicator of Poverty in Lhokseumawe Municipality, 2015–2020</i> | 193 |
| 4.4.2 | Indeks Kedalaman Kemiskinan dan Indeks Keparahan Kemiskinan di Kota Lhokseumawe, 2015-2020 <i>Poverty Gap Index and Poverty Severity Index in Lhokseumawe Municipality 2015 - 2020</i> | 194 |
| 4.5 | KRIMINALITAS/CRIME | |
| 4.5.1 | Jumlah Tindak Kriminalitas per Jenis Kasus di Wilayah Tugas Polresta Lhokseumawe Menurut Bulan, 2019 <i>Number of Crime Case in Duty Area of Lhokseumawe Police Department Jurisdiction by Month, 2019</i> | 195 |
| 4.5.2 | Perkembangan Tindak Kriminalitas per Jenis Kasus di Wilayah Tugas Polres Lhokseumawe, 2014-2019 <i>Number of Crime Case in Lhokseumawe Police Department Jurisdiction, 2014-2019</i> | 198 |

| | | |
|--------|--|-----|
| 4.5.3 | Program Pencegahan dan Pemberantasan Penyalahgunaan dan Peredaran Gelap Narkoba, 2020 | 199 |
| | <i>Program for Prevention and Eradication of Drug Abuse and Illicit Circulation, 2020</i> | |
| 4.5.4 | Pelanggaran Syariat Islam Menurut Qanun No.11 Tahun 2002 (Tentang Aqidah, Ibadah, dan Syiar Islam), 2019 | 201 |
| | <i>Islamic Law Violation According to Qanun Number 11 of 2012 in 2019</i> | |
| 4.5.5 | Pelanggaran Syariat Islam Menurut Qanun No.6 Tahun 2014 (Tentang Hukum Jinayat), 2019 | 202 |
| | <i>Islamic Law Violation According by Qanun No. 06 of 2014 in 2019</i> | |
| 4.5.6 | Jumlah Kasus di Pengadilan Negeri Lhokseumawe Setiap Bulan, 2020 | 203 |
| | <i>Number of Cases in District Court Lhokseumawe per Month, 2020</i> | |
| 4.5.7 | Jumlah Perkara Pidana di Pengadilan Negeri Lhokseumawe Setiap Bulan, 2020 | 204 |
| | <i>Number of Criminal Cases in Lhokseumawe District Court per Month, 2019</i> | |
| 4.5.8 | Jumlah Perkara Perdata Gugatan di Pengadilan Negeri Lhokseumawe Setiap Bulan, 2020 | 205 |
| | <i>Number of Civil Cases in Lhokseumawe District Court per Month, 2019</i> | |
| 4.5.9 | Jumlah Perkara Perdata di Kejaksaan Negeri Lhokseumawe Setiap Bulan, 2020 | 206 |
| | <i>Number of Civil Cases in Lhokseumawe District Judiciary per Month, 2020</i> | |
| 4.5.10 | Jumlah Perkara Pidana Umum di Kejaksaan Negeri Lhokseumawe Setiap Bulan, 2020 | 207 |
| | <i>Number of Criminal Cases in Lhokseumawe District Judiciary per Month, 2020</i> | |
| 4.5.11 | Jumlah Perkara Pidana Khusus di Kejaksaan Negeri Lhokseumawe Setiap Bulan, 2020 | 208 |
| | <i>Number of Typical Criminal Cases in Lhokseumawe District Judiciary per Month, 2020</i> | |
| 4.5.12 | Jumlah Narapidana di Lembaga Pemasyarakatan Kelas 2A Kota Lhokseumawe Menurut Masa Hukuman, 2020 | 209 |
| | <i>Number of Inmates in Lhokseumawe Prison According to The Sentence, 2020</i> | |
| 4.5.13 | Jumlah Narapidana di Lembaga Pemasyarakatan Kelas 2A Kota Lhokseumawe Menurut Bulan, 2020 | 210 |
| | <i>Number of Inmates in Lhokseumawe Prison by Month, 2020</i> | |
| 4.6 | SOSIAL LAINNYA/OTHER SOCIAL AFFAIRS | |
| 4.6.1 | Banyaknya Sertifikat Hak Atas Tanah yang Dikeluarkan BPN, 2020 | 211 |
| | <i>Number of Land Certificate Issued by BPN, 2020</i> | |
| 4.6.2 | Banyaknya Pemeliharaan Data Pendaftaran Tanah yang Diterbitkan Menurut Kecamatan, 2020 | 212 |

| | | |
|--------|--|-----|
| | <i>Number of Right Transition of Lands Issued by Sub District, 2020</i> | |
| 4.6.3 | Jumlah Sertifikat Hak Milik yang Diberikan/ Diselesaikan Menurut Bulan, 2020 | 213 |
| | <i>Number of Ownership Certificate Given/ Finished by Month, 2020</i> | |
| 4.6.4 | Jumlah Sertifikat Hak Guna Bangunan yang Diberikan/ Diselesaikan Menurut Bulan, 2020 | 214 |
| | <i>Number of Building Utilization Certificate Given/Finished by Month, 2020</i> | |
| 4.6.5 | Jumlah Sertifikat Hak Pakai dan Hak Pengelola yang Diberikan/ Diselesaikan Menurut Bulan, 2020 | 215 |
| | <i>Number of Utilization Certificate and Management Certificate Given/ Finished by Month, 2020</i> | |
| 4.6.6 | Jumlah Sertifikat Hak Tanggungan yang Diberikan/ Diselesaikan Menurut Bulan, 2020 | 216 |
| | <i>Number of Amenability Certificate Given/ Finished by Month, 2020</i> | |
| 4.6.7 | Jumlah Sertifikat Tanah Waqaf yang Diberikan/ Diselesaikan Menurut Bulan, 2020 | 217 |
| | <i>Number of Building Waqf Land Certificate Given/ Finished by Month, 2020</i> | |
| 4.6.8 | Surat Izin Usaha Perusahaan yang Diterbitkan Pemerintah Kota Lhokseumawe Menurut Bulan, 2019 | 218 |
| | <i>Letter of Municipal Government Approval of Bussiness Location by Month, 2019</i> | |
| 4.6.9 | Surat Izin Usaha Perusahaan yang Diterbitkan Pemerintah Kota Lhokseumawe Dirinci Menurut Bentuk Perusahaan, 2019 | 219 |
| | <i>Letter of Municipal Government Approval of Business Location by Company Type, 2019</i> | |
| 4.6.10 | Surat Izin Gangguan Usaha (HO) yang Diterbitkan Pemerintah Kota Lhokseumawe Menurut Bulan, 2019 | 220 |
| | <i>Letter of Municipal Government Approval of Business Location by Month, 2019</i> | |
| 4.6.11 | Jumlah Layanan Perizinan Usaha, 2019 | 223 |
| | <i>Number of Business Licensing Services, 2019</i> | |
| 4.6.12 | Realisasi Penerbitan SIUP, 2019 | 224 |
| | <i>Realization of Trading License (SIUP) Issues,2019</i> | |
| 4.6.13 | Realisasi Penerbitan Tanda Daftar Perusahaan (TDP), 2019 | 225 |
| | <i>Realization of Policing Trading Register, 2019</i> | |
| 4.6.14 | Jumlah Kasus dan Jumlah Jaminan yang Dibayarkan pada Program Jaminan Kecelakaan Kerja (JKK) Menurut Bulan, 2020 | 226 |
| | <i>Number of Case and Warranty Paid for Accident Insurance by Month, 2020</i> | |
| 4.6.15 | Jumlah Kasus dan Jumlah Jaminan yang Dibayarkan pada Program Jaminan Hari Tua (JHT) Menurut Bulan, 2020 | 227 |
| | <i>Number of Case and Warranty Paid for Pension Plan by Month, 2020</i> | |
| 4.6.16 | Jumlah Kasus dan Jumlah Jaminan yang Dibayarkan pada Program | |

| | | |
|--------|--|-----|
| | Jaminan Kematian (JKM) Menurut Bulan, 2020 | 228 |
| | <i>Number of Case and Warranty Paid for Life insurance by Month, 2020</i> | |
| 4.6.17 | Jumlah Kasus dan Jumlah Jaminan yang Dibayarkan pada Program Jaminan Pensiun (JP) Menurut Bulan, 2020 | 229 |
| | <i>Number of Case and Warranty Which Paid for Pension Program by Month, 2020</i> | |
| 4.6.18 | Data Pembayaran Klaim UU No 33 Tahun 1964, 2020 | 230 |
| | <i>Data Of Claims Payment by Law No.33, 1964, 2020</i> | |
| 4.6.19 | Data Pembayaran Klaim UU No 34 Tahun 1964, 2020 | 231 |
| | <i>Data Of Claims Payment by Law No.34, 1964, 2020</i> | |
| 5 | PERTANIAN/AGRICULTURE | |
| 5.1 | HORTIKULTURA/HORTICULTURE | |
| 5.1.1 | Luas Tanaman Sayuran Menurut dan Jenis Tanaman Kecamatan (ha), 2019 - 2020 | 249 |
| | <i>Harvested Area of Vegetables by Sub District and Kind of Plant (ha), 2019 - 2020</i> | |
| 5.1.2 | Produksi Tanaman Sayuran Menurut dan Jenis Tanaman Kecamatan (kuintal), 2019 - 2020 | 252 |
| | <i>Production of Vegetables by Sub District and Kind of Plant (quintal), 2019 - 2020</i> | |
| 5.1.3 | Luas Panen Tanaman Sayuran dan Buah-Buahan Semusim Produksi Menurut dan Jenis Tanaman (kuintal), 2017-2020 | 255 |
| | <i>Harvested Area of Seasonal Vegetables and Fruits and Kind of Plant (ha), 2017 - 2020</i> | |
| 5.1.4 | Produksi Tanaman Sayuran dan Buah-buahan Semusim Menurut dan Jenis Tanaman (kuintal), 2017 - 2020 | 257 |
| | <i>Production of Seasonal Vegetables and Fruits and Kind of Plant (quintal), 2017 - 2020</i> | |
| 5.1.5 | Luas Panen Tanaman Biofarmaka Menurut Kecamatan dan Jenis Tanaman di Kota Lhokseumawe (m2), 2019 - 2020 | 259 |
| | <i>Harvested Area of Medicinal Plants by Subdistrict and kind of Plant in Lhokseumawe Municipality (m2), 2019 - 2020</i> | |
| 5.1.6 | Produksi Tanaman Biofarmaka Menurut Kecamatan dan Jenis Tanaman di Kota Lhokseumawe (kg), 2019 - 2020 | 261 |
| | <i>Production of Medicinal Plants by Subdistrict and kind of Plant in Lhokseumawe Municipality (kg), 2019 - 2020</i> | |
| 5.1.7 | Luas Panen Tanaman Biofarmaka Menurut Jenis Tanaman di Kota Lhokseumawe (m2), 2019 - 2020 | 263 |
| | <i>Harvested Area of Medicinal Plants of Kind in Lhokseumawe Municipality (m2), 2019 - 2020</i> | |
| 5.1.8 | Produksi Tanaman Biofarmaka Menurut Jenis Tanaman di Kota Lhokseumawe (kg), 2019 - 2020 | 264 |

| | | |
|--------|--|-----|
| | <i>Production of Medicinal Plants of Kind in Lhokseumawe Municipality (kg), 2019 - 2020</i> | |
| 5.1.9 | Luas Panen Tanaman Hias Menurut Kecamatan dan Jenis Tanaman di Kota Lhokseumawe (2019 - 2020) | 265 |
| | <i>Harvested Area of Medicinal Plants of Kind in Lhokseumawe Municipality (m2), 2019 - 2020</i> | |
| 5.1.10 | Produksi Tanaman Hias Menurut Kecamatan dan Jenis Tanaman di Kota Lhokseumawe (kg), 2019 - 2020 | 267 |
| | <i>Production of Medicinal Plants of Kind in Lhokseumawe Municipality (kg), 2019 - 2020</i> | |
| 5.1.11 | Luas Panen Tanaman Hias Menurut Jenis Tanaman di Kota Lhokseumawe (m2), 2019 - 2020 | 269 |
| | <i>Harvested Area of Medicinal Plants of Kind in Lhokseumawe Municipality (m2), 2019 - 2020</i> | |
| 5.1.12 | Produksi Tanaman Hias Menurut Jenis Tanaman di Kota Lhokseumawe (kg), 2018-2019 | 271 |
| | <i>Production of Medicinal Plants of Kind in Lhokseumawe Municipality (kg), 2019 - 2020</i> | |
| 5.1.13 | Produksi Buah-Buahan Menurut Kecamatan dan Jenis Tanaman di Kota Lhokseumawe (kg), 2018-2019 | 273 |
| | <i>Production of Medicinal Plants of Kind in Lhokseumawe Municipality (kg), 2019 - 2020</i> | |
| 5.1.14 | Produksi Buah-Buahan dan Sayuran Tahunan Menurut Jenis Tanaman di Kota Lhokseumawe (kuintal), 2017-2020 | 276 |
| | <i>Production of Annual Fruits and Vegetables of Kind in Lhokseumawe Municipality (kuintal), 2017 - 2020</i> | |
| 5.2 | PERKEBUNAN/ ESTATE CROPS | |
| 5.2.1 | Luas Areal Tanaman Perkebunan Menurut Kecamatan dan Jenis Tanaman di Kota Lhokseumawe (ha), 2018 dan 2019 | 278 |
| | <i>Planted Area of Estate Crops by Subdistrict and Type of Crops in Lhokseumawe Municipality (ha), 2018 and 2019</i> | |
| 5.2.2 | Produksi Tanaman Perkebunan Menurut Kecamatan dan Jenis Tanaman di Kota Lhokseumawe (kuintal), 2018 dan 2019 | 282 |
| | <i>Planted Area of Estate Crops by Subdistrict and Type of Crops in Lhokseumawe Municipality (quintal), 2018 and 2019</i> | |
| 5.2.3 | Banyaknya Rumah Tangga Perkebunan Tahunan dan Banyak Pohon yang Diusahakan Menurut Kecamatan, 2019 | 286 |
| | <i>Number Of Estate Crop Households and Number of Trees by District, 2019</i> | |
| 5.3 | TANAMAN PANGAN/ FOOD CROPS | |
| 5.3.1 | Luas Lahan Sawah (Hektar) Menurut Kecamatan, 2020 | 287 |
| | <i>Rice Field Area (Hectare) by Sub District, 2020</i> | |
| 5.3.2 | Luas Panen dan Produksi Tanaman Padi dan Palawija, 2020 | 288 |

| | | |
|-------|---|-----|
| | <i>Harvested Area and Production of Rice Plant and Cash Crops, 2020</i> | |
| 5.3.3 | Luas Tanam Tanaman Palawija Menurut Jenis Palawija, 2020 | 289 |
| | <i>Planted Area of Cash Crops by Kinds of Commodity Palawija, 2020</i> | |
| 5.3.4 | Jumlah Kelompok Tani Menurut Kecamatan, 2020 | 290 |
| | <i>Number of Farmer Groups by Sub Distric, 2020</i> | |
| 5.4 | PETERNAKAN/LIVESTOCK | |
| 5.4.1 | Keadaan Populasi Ternak Menurut Jenis, 2020 | 291 |
| | <i>Number of Livestocks, 2020</i> | |
| 5.4.2 | Jumlah Pemotongan Ternak Menurut Jenis Ternak, 2020 | 292 |
| | <i>Number of Slaughtering Livestock by Species, 2020</i> | |
| 5.4.3 | Produksi Telur Unggas, 2020 | 293 |
| | <i>Number of Poultry Eggs, 2020</i> | |
| 5.5 | PERIKANAN/FISHERY | |
| 5.5.1 | Jumlah Nelayan di Masing-masing Kecamatan, 2020 | 294 |
| | <i>The Number of Fishermen by Sub District, 2020</i> | |
| 5.5.2 | Produksi Perikanan Laut Berdasarkan Alat Tangkap, 2020 | 295 |
| | <i>Production of Fish Capture by Fishing Gear, 2020</i> | |
| 5.5.3 | Produksi Perikanan Budidaya di Lhokseumawe, 2020 | 297 |
| | <i>Production of Aquaculture in Lhokseumawe, 2020</i> | |
| 5.5.4 | Jumlah Kapal Motor Penangkapan Ikan, 2020 | 298 |
| | <i>Number of Fishing Boats, 2020</i> | |
| 6 | INDUSTRI, PERTAMBANGAN, ENERGI, DAN KONSTRUKSI/INDUSTRY, MINING, ENERGY, AND CONSTRUCTION | |
| 6.1 | INDUSTRI/INDUSTRY | |
| 6.1.1 | Perkembangan Bidang Pembangkit dan Distribusi PT PLN Area Lhokseumawe, 2017-2019 | 306 |
| | <i>Development of Electric Power Generators and Distribution of State Electrical Company Branch of Lhokseumawe, 2017-2019</i> | |
| 6.1.2 | Perkembangan Perusahaan Umum Listrik Negara PT PLN Area Lhokseumawe, 2017 – 2019 | 307 |
| | <i>Development of State Electrical Company PT PLN Branch of Lhokseumawe, 2017 - 2019 (Rupiah)</i> | |
| 6.2 | INDUSTRI / INDUSTRY | |
| 6.2.1 | Jumlah Unit Usaha Industri Kecil Formal dan Non Formal, 2019 | 308 |
| | <i>Number of Formal and Non Formal Small Industries, 2019</i> | |
| 6.2.2 | Jumlah Tenaga Kerja Industri Kecil Formal dan Non Formal, 2019 | 309 |
| | <i>Number of Labors at Formal and Non Formal, 2019</i> | |

| | | |
|-------|--|-----|
| 6.2.3 | Nilai Produksi Industri Kecil Formal dan Non Formal, 2019 | 310 |
| | <i>Number of Production at Formal and Non Formal Small Industries in Lhokseumawe, 2019</i> | |
| 6.2.4 | Nilai Investasi Industri Kecil Formal dan Non Formal, 2019 | 311 |
| | <i>Number of Investment Values at Formal and Non Formal Small Industries in Lhokseumawe, 2019</i> | |
| 6..5 | Perkembangan Perusahaan yang Telah Memiliki Tanda Daftar Perusahaan (TDP) Menurut Kecamatan, 2019 | 312 |
| | <i>Number of Trading License Certified Companies by Sub Districts, 2019</i> | |
| 6.3 | ENERGI/ENERGY | |
| 6.3.1 | Realisasi Penerimaan dan Pemasaran Pertamina Pada Terminal BBM Pertamina Lhokseumawe Menurut Bulan, 2020 | 313 |
| | <i>Monthly Receipts and Marketing of Pertamina by Fuel Terminal Pertamina Lhokseumawe, 2020 (Kilo Liter/Kilo Litres)</i> | |
| 6.3.2 | Realisasi Penerimaan dan Pemasaran Premium Pada Terminal BBM Pertamina Lhokseumawe Menurut Bulan, 2020 | 314 |
| | <i>Monthly Receipts and Marketing of Premium by Fuel Terminal Pertamina Lhokseumawe, 2020 (Kilo Liter/ Kilo Litres)</i> | |
| 6.3.3 | Realisasi Penerimaan dan Pemasaran BioSolar Pada Terminal BBM Pertamina Lhokseumawe Menurut Bulan, 2020 | 315 |
| | <i>Monthly Receipts and Marketing of BioSolar by Fuel Terminal Pertamina Lhokseumawe, 2020 (Kilo Liter/ Kilo Litres)</i> | |
| 6.3.4 | Realisasi Penerimaan dan Pemasaran Peralite Pada Terminal BBM Pertamina Lhokseumawe Menurut Bulan, 2020 | 316 |
| | <i>Monthly Receipts and Marketing of Peralite by Fuel Terminal Pertamina Lhokseumawe, 2020 (Kilo Liter/ Kilo Litres)</i> | |
| 6.3.5 | Jumlah Pelanggan Air Minum PDAM le Beusare Rata di Kota Lhokseumawe, 2020 | 317 |
| | <i>Number of Consumers of Local Water Supplier Company le Beusare Rata, 2020</i> | |
| 6.3.6 | Banyaknya Air Minum yang Disalurkan ke Pelanggan Setiap Bulan di Kota Lhokseumawe, 2020 | 318 |
| | <i>Number of Water Supply Distributed to Consumers in Lhokseumawe, 2020</i> | |
| 7 | PARIWISATA/TOURISM | |
| 7.1 | HOTEL/HOTEL | |
| 7.1.1 | Daftar Hotel Kota Lhokseumawe, 2019 | 328 |
| | <i>List of Hotel in Lhokseumawe, 2019</i> | |
| 7.1.2 | Daftar Wisma dan Losmen Kota Lhokseumawe, 2019 | 329 |
| | <i>List of Guesthouses and Inns in Lhokseumawe, 2019</i> | |
| 7.1.3 | Jumlah Tamu yang Menginap di Beberapa Hotel di Kota Lhokseumawe, 2019 | 330 |

| | | |
|-------|--|-----|
| | <i>Total of Visitor Stayed Over Night in Hotel in Lhokseumawe, 2019</i> | |
| 7.2 | PARIWISATA/TOURISM | |
| 7.2.1 | Nama Situs Cagar Budaya Kota Lhokseumawe, 2019 | 331 |
| | <i>Cultural Heritage Sites of Lhokseumawe, 2019</i> | |
| 7.2.2 | Tempat Wisata Alam di Kota Lhokseumawe, 2019 | 332 |
| | <i>Natural Tourism Place in Lhokseumawe, 2019</i> | |
| 8 | Transportasi dan Komunikasi / <i>Transportation and Communication</i> | |
| 8.1 | Jenis, Kondisi, Kelas dan Panjang Jalan (km), 2018-2019 | 345 |
| | <i>Type, Condition, Class, and Length of Roads (kms), 2018-2019</i> | |
| 8.2 | Jumlah Kendaraan dan Realisasi Wajib Uji, 2019 | 346 |
| | <i>Number of Vehicles and Realizations of Testing Obligatory, 2019</i> | |
| 8.3 | Jumlah Fasilitas Jalan dan Angkutan, 2019 | 347 |
| | <i>Number of Road and Transportation Facilities, 2019</i> | |
| 8.4 | Jumlah Perusahaan Angkutan Umum Penumpang, 2020 | 348 |
| | <i>Number of Public Transportation Enterprises, 2020</i> | |
| 8.5 | Data Perusahaan Pengangkutan (Truk) Kota Lhokseumawe, 2020 | 349 |
| | <i>Public Transportation Company in Lhokseumawe, 2020</i> | |
| 8.6 | Data Perusahaan Bus Umum Kota Lhokseumawe, 2020 | 352 |
| | <i>Public Bus Company in Lhokseumawe, 2020</i> | |
| 8.7 | Jumlah Paket Pos yang Dikirim dan Diterima Dalam Wilayah Kerja PT Pos Cabang Lhokseumawe, 2020 | 353 |
| | <i>Number of Sent and Received Regular Packet Post by Lhokseumawe Post Office, 2020</i> | |
| 8.8 | Jumlah Paket Pos Kilat Khusus yang Dikirim dan Diterima Dalam Wilayah Kerja PT Pos Cabang Lhokseumawe, 2020 | 354 |
| | <i>Number of Specific Express Packet Post Sent and Received by Lhokseumawe Post Office, 2020</i> | |
| 8.9 | Jumlah Surat Kilat yang Dikirim dan Diterima Dalam Wilayah Kerja PT Pos Cabang Lhokseumawe, 2020 | 355 |
| | <i>Number of Sent and Received Express Mail by Lhokseumawe Post Office, 2019</i> | |
| 8.10 | Jumlah Surat Kilat Khusus yang Dikirim dan Diterima Dalam Wilayah Kerja PT Pos Cabang Lhokseumawe, 2020 | 356 |
| | <i>Number of Sent and Received Specific Express Mail by Lhokseumawe Post Office, 2020</i> | |
| 8.11 | Jumlah Surat Biasa yang Dikirim dan Diterima Dalam Wilayah Kerja PT Pos Cabang Lhokseumawe, 2020 | 357 |
| | <i>Number of Sent and Received Regular Mail by Lhokseumawe Post Office, 2019</i> | |
| 8.12 | Jumlah Pengiriman dan Pembayaran Wesel Pos Dalam Wilayah Kerja PT Pos Cabang Lhokseumawe, 2020 | 358 |
| | <i>Number of Money Order Received and Delivered by Lhokseumawe Post Office, 2020</i> | |

| | | |
|--------|--|-----|
| 8.13 | Jumlah Pengiriman dan Pembayaran Wesel Pos LN Western Union Dalam Wilayah Kerja PT Pos Cabang Lhokseumawe, 2020 | 359 |
| | <i>Number of Money Order Received and Delivered by Western Union at Lhokseumawe Post Office, 2020</i> | |
| 9 | PERBANKAN, KOPERASI DAN HARGA HARGA | |
| | Banking, Cooperative and Price | |
| 9.1.1 | Rencana dan Realisasi Penerimaan PBB Menurut Sektor, 2020 | 365 |
| | <i>Target and Realization of Property Tax Income by Sector, 2020</i> | |
| 9.1.2 | Pokok Ketetapan PBB Pedesaan dan Perkotaan, 2020 | 366 |
| | <i>Property Tax for Rural and Urban, 2020</i> | |
| 9.1.3 | Target dan Realisasi Penerimaan Pendapatan Pajak Penerangan Jalan Menurut Sumber, 2020 | 367 |
| | <i>Target and Realization of Receipts of Street Lighting by Sources, 2020</i> | |
| 9.1.4 | Target dan Realisasi Penerimaan Pendapatan Retribusi Penggantian Biaya Cetak KTP/Capil, 2020 | 368 |
| | <i>Target and Realization of ID Card Retribution, 2020</i> | |
| 9.1.5 | Target dan Realisasi Penerimaan Pendapatan Pajak Reklame, 2020 | 369 |
| | <i>Target and Realization of Advertising Tax, 2020</i> | |
| 9.1.6 | Target dan Realisasi Penerimaan Pendapatan Pajak Hiburan, 2020 | 370 |
| | <i>Target and Realization of Entertainment Tax, 2020</i> | |
| 9.1.7 | Target dan Realisasi Penerimaan Pendapatan Pajak Hotel dan Restoran (Rumah Makan/Warung Kopi), 2020 | 371 |
| | <i>Target and Realization of Restaurant and Hotel Tax, 2020</i> | |
| 9.1.8 | Target dan Realisasi Penerimaan Pendapatan Retribusi Pelayanan Kesehatan, 2020 | 372 |
| | <i>Target and Realization of Receipts of Health Services Retribution, 2020</i> | |
| 9.1.9 | Daftar Bank Umum dan Bank Perkreditan Rakyat, 2019 | 373 |
| | <i>List of Commercial Banks and Credit Banks, 2019</i> | |
| 9.1.10 | Posisi Kredit Perbankan pada Bank Umum Pemerintah dan Bank Swasta Nasional Berdasarkan Bank Pelapor Menurut Bulan | 375 |
| | <i>Value of Bank Credits at Government and Private Bank Based on Bank Reports by Month 2020 (Juta Rupiah/ Million Rupiahs)</i> | |
| 9.1.11 | Posisi Kredit Perbankan pada Bank Umum Pemerintah dan Bank Swasta Nasional Berdasarkan Bank Pelapor Menurut Penggunaan | 376 |
| | <i>Value of Bank Credits at Government and Private Bank Based on Bank Reports by Utilization and Month 2020 (Juta Rupiah/ Million Rupiahs)</i> | |
| 9.1.12 | Posisi Kredit Perbankan pada Bank Umum Pemerintah Berdasarkan Bank Pelapor Menurut Penggunaan dan Bulan | 378 |
| | <i>Value of Bank Credits at Government Based on Bank Reports by Utilization and Month 2020 (Juta Rupiah/ Million Rupiahs)</i> | |

| | | |
|--------|---|-----|
| 9.1.13 | Posisi Kredit Perbankan pada Bank Swasta Nasional Berdasarkan Bank Pelapor Menurut Penggunaan dan Bulan <i>Value of Bank Credits at Private Bank Based on Bank Reports by Utilization and Month 2020 (Juta Rupiah/ Million Rupiahs)</i> | 378 |
| 9.1.14 | Posisi Kredit Perbankan Menurut Jenis Valuta dan Bulan <i>Value of Bank Credits at in Rupiahs and Foreign Exchange 2020 (Juta Rupiah/ Million Rupiahs)</i> | 379 |
| 9.1.15 | Posisi Kredit Perbankan Pada Sektor Pemerintah Menurut Golongan Debitur Berdasarkan Bank Pelapor <i>Value of Bank Credits in Government Sector Based on Bank Reports by Debtor Group and Month 2020 (Juta Rupiah/ Million Rupiahs)</i> | 380 |
| 9.1.16 | Posisi Kredit Perbankan Pada Sektor Swasta Menurut Golongan Debitur Berdasarkan Bank Pelapor <i>Value of Bank Credits in Private Sector Based on Bank Reports by Debtor Group and Month 2020 (Juta Rupiah/ Million Rupiahs)</i> | 382 |
| 9.1.17 | Posisi Kredit Menurut Sektor Ekonomi Pada Bank Umum Pemerintah <i>Value of Bank Credits by Economic Sector at Government Banks 2020 (Juta Rupiah/ Million Rupiahs)</i> | 383 |
| 9.1.18 | Posisi Kredit Menurut Sektor Ekonomi Pada Bank Swasta Nasional <i>Value of Bank Credits by Economic Sector at Private Bank 2020 (Juta Rupiah/ Million Rupiahs)</i> | 385 |
| 9.1.19 | Posisi Kredit Menurut Sektor Ekonomi Pada Bank Umum Pemerintah dan Bank Swasta Nasional <i>Value of Bank Credits by Economic Sector at Government and Private Banks 2020 (Juta Rupiah/ Million Rupiahs)</i> | 388 |
| 9.1.20 | Kurs Tengah Beberapa Mata Uang Asing Terhadap Rupiah di Bank Indonesia <i>Selected Foreign Exchange Middle Rates Against Rupiah at Bank Indonesia 2020</i> | 390 |
| 9.1.21 | Posisi Kredit Usaha Kecil Pada Bank Umum Pemerintah dan Bank Swasta Nasional Menurut Bulan <i>Outstanding of Small, enterprises Credits at Government and Private Banks by Month 2020 (Juta Rupiah/ Million Rupiahs)</i> | 392 |
| 9.1.22 | Posisi Bukan Kredit Usaha Kecil (Non-KUK) Pada Bank Umum Pemerintah dan Bank Swasta Nasional Menurut Bulan <i>Outstanding of Non Small Enterprises Credits at Government and Private Bank by Month 2020 (Juta Rupiah/ Million Rupiahs)</i> | 394 |
| 9.1.23 | Penghimpunan Dana Rupiah Berupa Giro, Deposito dan Tabungan pada Bank Umum Pemerintah dan Swasta Nasional | 395 |

| | | |
|--------|---|-----|
| | <i>Outstanding of Funds for Demand, Time, and Saving Deposits in Government and Private Banks by Month 2020 (Juta Rupiah/ Million Rupiahs)</i> | |
| 9.1.24 | Penghimpunan Dana Rupiah Berupa Giro, Deposito dan Tabungan Pada Bank Umum Pemerintah | 396 |
| | <i>Outstanding of Funds for Demand, Time, and Saving Deposits in Government Banks by Month 2020 (Juta Rupiah/ Million Rupiahs)</i> | |
| 9.1.25 | Penghimpunan Dana Rupiah Berupa Giro, Deposito dan Tabungan Pada Bank Swasta Nasional | 397 |
| | <i>Outstanding of Funds for Demand, Time, and Saving Deposits in Private Banks by Month 2020 (Juta Rupiah/ Million Rupiahs)</i> | |
| 9.1.26 | Penghimpunan Valuta Asing Berupa Giro, Deposito, dan Tabungan Pada Bank Umum Pemerintah, Bank Swasta Nasional | 398 |
| | <i>Outstanding of Funds for Demand, Time, and Saving Deposits in Foreign Exchange at Government and Private Banks 2020 (Juta Rupiah/ Million Rupiahs)</i> | |
| 9.1.27 | Jumlah Koperasi Menurut Jenis, 2019 | 399 |
| | <i>Number of Cooperatives by Type, 2019</i> | |
| 9.1.28 | Jumlah KUD dan Non KUD Serta Jumlah Anggota Koperasi Menurut Kecamatan, 2019 | 400 |
| | <i>Number of Cooperative and Membership by Sub District, 2019</i> | |
| 9.1.29 | Rencana, Target, dan Realisasi Pencapaian Penerimaan Pada PT Pegadaian Cabang Lhokseumawe, 2019 | 401 |
| | <i>Target and Realization of Monthly Receipt Achievement at Pawn Office of Lhokseumawe, 2019</i> | |
| 9.1.30 | Persentase Jumlah Penyaluran Kredit Menurut Klasifikasi/Golongan Uang Pinjaman, 2019 | 402 |
| | <i>Percentage of Total Credits Delivery by Classification/Group of Loans, 2019</i> | |
| 9.1.31 | Jumlah Barang Jaminan (Agunan) Berdasarkan Klasifikasi Penggolongan Pada PT Pegadaian Cabang Lhokseumawe, 2019 | 403 |
| | <i>Number of Collateral by Classification and Month at Pawn Office of Lhokseumawe, 2019</i> | |
| 9.1.32 | Perkembangan Kredit dan Lelang Per Bulan Pada PT Pegadaian Cabang Lhokseumawe, 2019 | 404 |
| | <i>Trends of Credit and Auction Per Month at Pawn Office of Lhokseumawe, 2019</i> | |
| 9.1.33 | Jumlah Nasabah Pemakai Jasa Kredit pada PT Pegadaian Cabang Lhokseumawe Menurut Profesi, 2019 | 405 |
| | <i>Number of Clients as Credit User at Lhokseumawe Representative of Pawn Office by Profession, 2019</i> | |
| 9.1.34 | Indeks Harga Konsumen (IHK) Menurut Kelompok Pengeluaran 2020 | 406 |
| | <i>Consumer Price Index (CPI) by Expenditure Groups, 2020</i> | |

| | | |
|--------|--|-----|
| 9.1.35 | Laju Inflasi Menurut Kelompok Pengeluaran dan Bulan, 2020 <i>Inflation Rate by Expenditure Groups and Month, 2020</i> | 407 |
| 9.1.36 | Perbandingan Laju Inflasi Kota Lhokseumawe, Kota Banda Aceh Kota Meulaboh, dan Nasional, 2020 <i>Inflation Rate in Lhokseumawe, Banda Aceh, Meulaboh and National, 2020</i> | 408 |
| 9.1.37 | Jumlah Pelanggan Telepon Di Lhokseumawe, 2020 <i>The Number of Telephone Subscribers in Lhokseumawe, 2020</i> | 409 |
| 9.1.38 | Jumlah Pelanggan Indihome di Lhokseumawe, 2020 <i>Number of Indihome Subscribers in Lhokseumawe, 2020</i> | 410 |
| 10 | PENGELUARAN PENDUDUK /POPULATION EXPENDITURE | |
| 10.1 | Rata-Rata Pengeluaran Per Kapita Sebulan Menurut Kelompok Komoditas (Rupiah) Di Kota Lhokseumawe <i>Monthly Average Expenditure Per Capita By Commodity Group (Rupiah) In Lhokseumawe Municipality 2018-2019</i> | 417 |
| 10.2 | Persentase Pengeluaran per Kapita Sebulan Menurut Kelompok Komoditas (rupiah) di Kota Lhokseumawe <i>Percentage of Population by Per Capita Spending Quintile a Month in Langsa Municipality, 2019 and 2020</i> | 418 |
| 10.3 | Persentase Penduduk Menurut Kuintil Pengeluaran per Bulan di Kota Lhokseumawe <i>Percentage of Monthly Average Spending Group a Month By Commodity Group In Lhokseumawe Municipality 2019 - 2020</i> | 419 |
| 11 | PERDAGANGAN / TRADE | |
| 11.1 | Realisasi Ekspor Non-Migas Menurut Negara Tujuan, 2019 <i>Export of Noil-Oil and Gas by Destination Country, 2019</i> | 428 |
| 11.2 | Penyaluran Beras Golongan Anggaran Dasar Prinlog dan Di Luar Prinlog Perum Bulog Sub Divre Lhokseumawe (Kg), 2019 <i>Rice Distribution by Prinlog and Non-Prinlog Regional Division Bulog of Lhokseumawe (Kg), 2019</i> | 429 |
| 11.3 | Penyaluran Beras Di Luar Golongan Anggaran Perum Bulog Sub Divre Lhokseumawe (Kg), 2019 <i>Rice Distribution by Outside Prinlog Regional Division Bulog of Lhokseumawe (Kg), 2019</i> | 430 |
| 11.4 | Jumlah Stock Beras di Gudang Perum Bulog Sub Divre Lhokseumawe Menurut Bulan (ton), 2019 <i>Total Stock of Rice at Regional Division Bulog of Lhokseumawe By Month (tonnes), 2019</i> | 431 |
| 11.5 | Pemasukan Beras Dari Luar Negeri (Import) pada Perum Bulog Sub Divre Lhokseumawe Menurut Bulan (Kg), 2019 <i>Number of Imported Rice at Regional Division Bulog of Lhokseumawe By Month (Kg), 2019</i> | 432 |

| | | |
|------|--|-----|
| 11.6 | <i>Realisasi Pengadaan Beras dalam Negeri pada Perum Bulog Sub Divre Lhokseumawe Menurut Bulan (Kg), 2019</i> | 433 |
| | <i>Procurement Domestic Rice by Regional Division Bulog of Lhokseumawe By Month (Kg), 2019</i> | |
| 12 | SISTEM NERACA REGIONAL /SYSTEM OF REGIONAL ACCOUNTS | |
| 12.1 | Produk Domestik Regional Bruto Menurut Lapangan Usaha Atas Dasar Harga Berlaku (Juta Rupiah), 2016- 2020 | 444 |
| | <i>Gross Regional Domestic Product by Industrial Origin at Current Prices (Million Rupiahs), 2016- 2020</i> | |
| 12.2 | Produk Domestik Regional Bruto Menurut Lapangan Usaha Atas Dasar Harga Konstan (Juta Rupiah), 2016- 2020 | 448 |
| | <i>Gross Regional Domestic Product by Industrial Origin at Constant Prices (Million Rupiahs), 2016- 2020</i> | |
| 12.3 | Peranan Produk Domestik Regional Bruto Menurut Lapangan Usaha Atas Dasar Harga Berlaku (Dengan Migas), 2016- 2020 | 452 |
| | <i>Share of Gross Regional Domestic Product by Industrial Origin at Current Prices (Oil & Gas Included), 2016- 2020</i> | |
| 12.4 | Laju Pertumbuhan Produk Domestik Regional Bruto seri 2010 Menurut Lapangan Usaha, 2016- 2020 | 456 |
| | <i>Growth Rate of GRDP at Current Prices 2010 by Sector, 2016- 2020</i> | |
| 12.5 | Produk Domestik Regional Bruto Menurut Pengeluaran Usaha Atas Dasar Harga Berlaku (Juta Rupiah), 2015 - 2019 | 460 |
| | <i>Gross Regional Domestic Product by Expenditure Origin at Current Prices (Million Rupiahs), 2015- 2019</i> | |
| 12.5 | Produk Domestik Regional Bruto Menurut Pengeluaran Atas Dasar Harga Konstan (Juta Rupiah), 2014-2019 | 461 |
| | <i>Gross Regional Domestic Product by Expenditure Origin at Constant Prices (Million Rupiahs), 2015 - 2019</i> | |
| 13 | PERBANDINGAN ANTAR KABUPATEN/KOTA / REGENCY MUNICIPAL COMPARISON | |
| 13.1 | Jumlah Penduduk Menurut Kabupaten/Kota Di Provinsi Aceh, 2016-2020 | 468 |
| | <i>Population by Regency/Municipality in Aceh Province, 2016-2020</i> | |
| 13.2 | Laju Pertumbuhan Produk Domestik Regional Bruto Atas Dasar Harga Konstan Menurut Kabupaten/Kota Di Provinsi Aceh (persen), 2016-2020 | 489 |
| | <i>Growth Rate of Gross Domestic Product Base on Constant Prices by Regency/Municipality in Aceh Province (percent), 2016 - 2020</i> | |
| 13.3 | Jumlah Penduduk Miskin Menurut Kabupaten/Kota Di Provinsi Aceh (ribu), 2016-2020 | 470 |
| | <i>Number of Poor by Regency/Municipality in Aceh Province (ribu), 2016-2020</i> | |

| | | |
|------|--|-----|
| 13.4 | Indeks Pembangunan Manusia Menurut Kabupaten/Kota Di Provinsi Aceh, 2016-2020 | 471 |
| | <i>Human Development Index by Regency/Municipality in Aceh Province, 2016-2020</i> | |
| | | |

<https://lhokseumawekota.bps.go.id>

<https://lhokseumawekota.bps.go.id>

DAFTAR GAMBAR/LIST OF FIGURES

| | halaman <i>page</i> |
|--|------------------------|
| 1 Persentase Wilayah Menurut Kecamatan Di Kota Lhokseumawe, 2020 <i>Percentage Area By Subdistrict In Lhokseumawe Municipality, 2020</i> | 8 |

PENJELASAN UMUM/EXPLANATORY NOTES

Tanda-tanda, satuan-satuan, dan lain-lainnya yang digunakan dalam publikasi ini adalah sebagai berikut:

Symbols, measurement units, and acronyms which are used in this publication, are as follows:

1. TANDA-TANDA/SYMBOLS

| | | |
|---|---|--------------|
| Data tidak tersedia/ <i>Data not available</i> | : | ... |
| Tidak ada atau nol / <i>Null or zero</i> | : | – |
| Data dapat diabaikan/ <i>Data negligible</i> | : | 0 |
| Tanda decimal/ <i>Decimal point</i> | : | , |
| Data tidak dapat ditampilkan/ <i>Not applicable</i> | : | NA |
| Angka perkiraan/ <i>Estimated figures</i> | : | ^e |
| Angka sementara/ <i>Preliminary figures</i> | : | x |
| Angka sangat sementara/ <i>Very preliminary figures</i> | : | xx |
| Angka diperbaiki/ <i>Revised figures</i> | : | r |

2. SATUAN/UNITS

| | | |
|--|---|---|
| barel/ <i>barrel</i> | : | 158,99 liter/ <i>litres</i> = 1/6,2898 m ³ |
| hektar (ha)/ <i>hectare (ha)</i> | : | 10 000 m ² |
| kilometer (km)/ <i>kilometres (km)</i> | : | 1 000 meter/ <i>meters</i> (m) |
| knot/ <i>knot</i> | : | 1,8523 km/jam (km/hour) |
| kuintal/ <i>quintal</i> | : | 100 kg |
| KWh | : | 1 000 Watt <i>hour</i> |
| MWh | : | 1 000 KWh |
| liter (untuk beras)/ <i>litre (for rice)</i> | : | 0,80 kg |
| ons/ <i>ounce</i> | : | 28,31 gram/ <i>grams</i> |
| ton | : | 1 000 kg |

Satuan lain: buah, dus, butir, helai/lembar, kaleng, batang, pulsa, ton kilometer (ton-km), jam, menit, persen (%).

Other units: unit, pack, pieces, sheet, tin, pulse, ton-kilometres(ton-km), hour, minute, percent (%).

Perbedaan angka di belakang koma disebabkan oleh pembulatan angka.

The difference in decimal numbers is caused by rounding.

<https://lhokseumawekota.bps.go.id>

1

GEOGRAFI DAN IKLIM

GEOGRAPHY AND CLIMATE

<https://lhokseumawekota.bps.go.id>

<https://lhokseumawekota.bps.go.id>

1. GEOGRAFI DAN IKLIM

Geography and Climate

Kota Lhokseumawe memiliki batas-batas:

- Utara** : Selat Malaka;
- Selatan** : Kabupaten Aceh Utara;
- Barat** : Kabupaten Aceh Utara;
- Timur** : Kabupaten Aceh Utara.

Pembagian Wilayah Kota Lhokseumawe

4 Kecamatan, 68 Desa

- Kecamatan Banda Sakti : 18 Desa
- Kecamatan Blang Mangat : 22 Desa
- Kecamatan Muara Dua : 17 Desa
- Kecamatan Muara Satu : 11 Desa

<https://lhokseumawekota.bps.go.id>

PENJELASAN TEKNIS

1. Secara astronomis, Kota Lhokseumawe terletak antara $4^{\circ} 54'$ dan $5^{\circ} 18'$ Lintang Utara, dan antara $96^{\circ} 20'$ dan $97^{\circ} 21'$ Bujur Timur.
2. Berdasarkan posisi geografisnya, Kota Lhokseumawe memiliki batas-batas: Utara – Selat Malaka; Selatan – Kabupaten Aceh Utara; Barat – Kabupaten Aceh Utara; Timur – Kabupaten Aceh Utara.
3. Berdasarkan letak geografisnya, Kota Lhokseumawe berada pada Pulau Sumatera yang menjadi bagian dari Kepulauan Indonesia.
4. Kota Lhokseumawe terdiri dari 4 kecamatan, yaitu:
 - Kecamatan Muara Satu
 - Kecamatan Muara Dua
 - Kecamatan Blang Mangat
 - Kecamatan Banda Sakti
5. Desa/Kelurahan Tepi Laut adalah desa/kelurahan yang sebagian atau seluruh wilayahnya bersinggungan langsung dengan laut, baik berupa pantai maupun tebing karang.
6. Desa/Kelurahan bukan tepi laut adalah desa/kelurahan yang wilayahnya tidak bersinggungan langsung dengan laut.

TECHNICAL NOTES

1. *Astronomically, Lhokseumawe Municipality is located between $4^{\circ} 54'$ and $5^{\circ} 18'$ North Latitude, and between $96^{\circ} 20'$ and $97^{\circ} 21'$ East Longitude.*
2. *In term of geographic position, Lhokseumawe Municipality has boundaries as follows: North – Malacca Strait; South – Aceh Utara Regency; West - Aceh Utara Regency; East - Aceh Utara Regency.*
3. *In terms of geographic location, Lhokseumawe Municipality is located in Sumatera Island, which is part of Indonesian Archipelago.*
4. *Lhokseumawe has 4 subdistricts These include:*
 - *Muara Satu subdistrict*
 - *Muara Dua subdistrict*
 - *Blang Mangat subdistrict*
 - *Banda Sakti subdistrict*
5. *Coastal Village/Coastal Sub-District is a village/sub-district which some areas are intersect/directly adjacent to the sea, either gently sloping/flat beach or cliffs/reef.*
6. *Non Coastal Village/Non Coastal Sub-District is a village which has no area that intersect/directly adjacent to the sea.*

GEOGRAPHY AND CLIMATE

7. Desa/Kelurahan Lereng/Puncak adalah desa/kelurahan yang sebagian besar wilayahnya berada di puncak gunung/pegunungan atau terletak di antara puncak sampai lembah.
 8. Desa/Kelurahan lembah adalah desa/kelurahan yang wilayahnya sebagian besar merupakan daerah rendah yang terletak di antara dua gunung/pegunungan atau daerah yang mempunyai kedudukan lebih rendah dibandingkan daerah sekitarnya.
 9. Desa/Kelurahan Dataran adalah desa/kelurahan yang sebagian besar wilayahnya tampak datar, rata, dan membentang.
7. *Slope/Peak Village/Sub-District is a village/sub-district which the largest part of village/sub-district lies on the highest part of mount/mountain or lies between the peak to the valley.*
 8. *Valley Village/Sub-District area is a village/sub-district with the largest part of the village/sub-district is a low area between two mountains or area that have a position lower than the surrounding areas.*
 9. *Flat Village/Sub-District is a village/sub-district which the largest part of village1/sub-district looked plane, flat, and stretches.*

ULASAN

Kota Lhokseumawe merupakan dataran rendah dengan ketinggian rata-rata + 24 meter diatas permukaan laut, terletak pada posisi 04o54' Lintang Utara dan 05o18' Lintang Selatan, serta 96o20' dan 97o21' bujur Timur. Luas wilayah Kota Lhokseumawe, adalah berupa daratan seluas 181,06 km².

Akhir tahun 2019, wilayah administrasi Kota Lhokseumawe terdiri dari 4 wilayah kecamatan, dengan masing-masing luas wilayah sebagai berikut:

- Blang Mangat : 56,12 Km²
- Muara Dua : 57,80 Km²
- Muara Satu : 55,90 Km²
- Banda Sakti : 11,24 Km²

Berdasarkan letak geografisnya, Kota Lhokseumawe berada pada Pulau Sumatera yang menjadi bagian dari Kepulauan Indonesia.

Rata-rata suhu udara minimum tahun 2019 22°C dan rata-rata suhu udara maksimum 34°C. Rata-rata kelembaban udara tahun 2019 berkisar antara 81% sampai dengan 87% . Rata-rata tekanan udara tahun 2019 berkisar antara 1.009mb sampai dengan 1011mb. Rata-rata curah hujan tahun 2019 sekitar 117 mm.

DESCRIPTION

Lhokseumawe Municipality is an area with average high around 24 meters of sea surface, it is located between 04o54' north latitude and 05o18' south latitude, 96o20' and 97o21' east longitude. Lhokseumawe municipality area is shaped in landby 181,06 km².

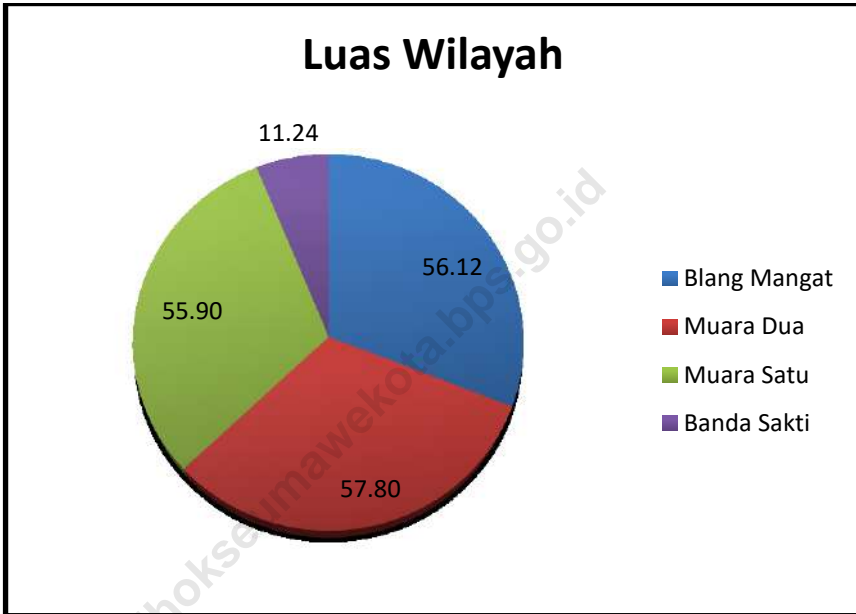
In 2019, Lhokseumawe municipality is divided into four subdistricts with each area,

- *Blang Mangat : 56,12 Km²*
- *Muara Dua : 57,80 Km²*
- *Muara Satu : 55,90 Km²*
- *Banda Sakti : 11,24 Km²*

In terms of geographic position, Lhokseumawe Municipality has boundaries as follows: North – Malacca Strait; South – Aceh Utara Regency; West - Aceh Utara Regency; East - Aceh Utara Regency.

Average temperature in Lhokseumawe 2019 ranges between 2°C and 34°C. Average humidity at 2019 ranges between 81% and 87%. Average of atmospheric pressure at 2019 ranges between 1.009mb and 1011mb. Average precipitation around 117mm.

| | |
|----------------|--|
| Gambar | 1 Persentase Wilayah Menurut Kecamatan di Kota Lhokseumawe, 2020 <i>Percentage Area by Subdistrict In Lhokseumawe Municipality, 2020</i> |
| <i>Picture</i> | |



1.1 GEOGRAFI/GEOGRAPHY

Tabel 1.1.1 Luas Daerah dan Jumlah Pulau Menurut Kecamatan di Kota Lhokseumawe, 2020
Tabel Total Area and Number of Islands by Subdistrict in Lhokseumawe Municipality, 2020

| Kecamatan <i>Subdistrict</i> | Ibukota Capital | Luas (km ²) <i>Total Area</i> (square km) | Persentase <i>Percentage</i> | Jumlah Pulau <i>Number</i> <i>of Islands</i> |
|---------------------------------|--------------------|---|---------------------------------|---|
| (1) | (2) | (3) | (4) | (5) |
| 1. Blang Mangat | Punteut | 56.12 | 31.00 | 0 |
| 2. Muara Dua | Cunda | 57.80 | 31.92 | 0 |
| 3. Muara Satu | Batuphat Barat | 55.90 | 30.87 | 0 |
| 4. Banda Sakti | Lhokseumawe | 11.24 | 6.21 | 0 |
| Lhokseumawe | - | 181.06 | 100.00 | |

Sumber/Source: Badan Perencanaan Pembangunan Daerah Kota Lhokseumawe/BAPPEDA of Lhokseumawe

GEOGRAPHY AND CLIMATE

Tabel 1.1.2 Tinggi Wilayah dan Jarak ke Ibukota Lhokseumawe Menurut Kecamatan di Kota Lhokseumawe, 2020
Altitude and Distance to Capital City by Subdistrict in Lhokseumawe Municipality, 2020

| Kecamatan <i>Subdistrict</i> | Tinggi Wilayah (mdpl) <i>Altitude (m.a.s.l)</i> | Jarak ke Ibukota <i>Distance to Capital (km)</i> |
|---------------------------------|--|---|
| | (6) | (7) |
| 1. Blang Mangat | 5 | 9.00 |
| 2. Muara Dua | 5 | 2.00 |
| 3. Muara Satu | 4 | 14.00 |
| 4. Banda Sakti | 6 | - |
| Lhokseumawe | 5 | 275.00 |

Sumber/Source: Badan Perencanaan Pembangunan Daerah Kota Lhokseumawe/BAPPEDA of Lhokseumawe

Tabel 1.1.3 Titik Koordinat Ibukota Kecamatan di Kota Lhokseumawe, 2019
Tabel Geographical Coordinates of Subdistrict Capital in Lhokseumawe Municipality, 2020

| Kecamatan Subdistrict | Titik Koordinat Geographical Coordinates | |
|--------------------------|---|---------------------|
| | Lintang Latitude | Bujur Longitude |
| (1) | (2) | (3) |
| 1. Blang Mangat | 5° 6' 57" LU / NL | 97° 10' 24" BT / EL |
| 2. Muara Dua | 5° 10' 29" LU / NL | 97° 7' 30" BT / EL |
| 3. Muara Satu | 5° 13' 20" LU / NL | 97° 3' 9" BT / EL |
| 4. Banda Sakti | 5° 11' 3" LU / NL | 97° 9' 3" BT / EL |

Sumber/Source: Badan Pusat Statistik Kota Lhokseumawe/BPS-Statistics of Lhokseumawe Municipality

GEOGRAPHY AND CLIMATE

Tabel 1.1.4 Banyaknya Gampong Menurut Letak Topografi di Kota Lhokseumawe, 2020
Number of Villages by Topographical Location in Lhokseumawe Municipality, 2020

| Kecamatan <i>Subdistrict</i> | Letak Topografi <i>Topographical Location</i> | | Jumlah <i>Total</i> |
|---------------------------------|--|-------------------------|------------------------|
| | Datar <i>Land</i> | Berbukit <i>Hill</i> | |
| (1) | (2) | (3) | (4) |
| 1. Blang Mangat | 17 | 5 | 22 |
| 2. Muara Dua | 14 | 3 | 17 |
| 3. Muara Satu | 7 | 4 | 11 |
| 4. Banda Sakti | 18 | 0 | 18 |
| Lhokseumawe | 56 | 12 | 68 |

Sumber/Source: Badan Pusat Statistik Kota Lhokseumawe/BPS-Statistics of Lhokseumawe Municipality

Tabel 1.1.5 Banyaknya Gampong Menurut Letak Geografis di Kota Lhokseumawe, 2020
Number of Villages by Geographical Location in Lhokseumawe Municipality, 2020

| Kecamatan <i>Subdistrict</i> | Letak Geografis <i>Geographical Location</i> | | | | Jumlah <i>Total</i> |
|---------------------------------|---|-------------------------|------------------------|------------------------|------------------------|
| | Pantai <i>Seashore</i> | Lembah <i>Valley</i> | Lereng <i>Slope</i> | Dataran <i>Land</i> | |
| (1) | (2) | (3) | (4) | (5) | (6) |
| 1. Blang Mangat | 3 | 0 | 5 | 14 | 22 |
| 2. Muara Dua | 4 | 0 | 3 | 10 | 17 |
| 3. Muara Satu | 3 | 0 | 4 | 4 | 11 |
| 4. Banda Sakti | 8 | 0 | 0 | 10 | 18 |
| Lhokseumawe | 18 | 0 | 12 | 38 | 68 |

Sumber/Source: Badan Pusat Statistik Kota Lhokseumawe/BPS-Statistics of Lhokseumawe Municipality

GEOGRAPHY AND CLIMATE

Tabel 1.1.6 Letak Gampong di Kota Lhokseumawe Terhadap Hutan, 2020
Tabel Location of Villages in Lhokseumawe from Forest, 2020

| | Kecamatan <i>Subdistrict</i> | Letak Desa Terhadap Hutan/ <i>Villages Location from Forest</i> | | | Jumlah <i>Total</i> |
|-------------|---------------------------------|---|--------------------------------|----------------------------|------------------------|
| | | di dalam/ <i>inside</i> | di tepi/ <i>forest side</i> | di luar/ <i>outside</i> | |
| | (1) | (2) | (3) | (4) | (6) |
| 1. | Blang Mangat | 0 | 2 | 20 | 22 |
| 2. | Muara Dua | 0 | 0 | 17 | 17 |
| 3. | Muara Satu | 0 | 0 | 11 | 11 |
| 4. | Banda Sakti | 0 | 0 | 18 | 18 |
| Lhokseumawe | | 0 | 2 | 66 | 68 |

Sumber/Source: Badan Pusat Statistik Kota Lhokseumawe/BPS-Statistics of Lhokseumawe Municipality

Tabel 1.1.7 Banyaknya Gampong Menurut Letak Topografi di Kota Lhokseumawe, 2020
Number of Villages by Topographical Location in Lhokseumawe Municipality, 2020

| Kecamatan <i>Subdistrict</i> | Letak Topografi <i>Topographical Location</i> | | | | Jumlah <i>Total</i> |
|---------------------------------|--|-------------------------|------------------------|------------------------|------------------------|
| | Pantai <i>Seashore</i> | Lembah <i>Valley</i> | Lereng <i>Slope</i> | Dataran <i>Land</i> | |
| (1) | (2) | (3) | (4) | (5) | (6) |
| 1. Blang Mangat | 3 | 0 | 5 | 14 | 22 |
| 2. Muara Dua | 4 | 0 | 3 | 10 | 17 |
| 3. Muara Satu | 3 | 0 | 4 | 4 | 11 |
| 4. Banda Sakti | 8 | 0 | 0 | 10 | 18 |
| Lhokseumawe | 18 | 0 | 12 | 38 | 68 |

Sumber/Source: Badan Pusat Statistik Kota Lhokseumawe/BPS-Statistics of Lhokseumawe Municipality

GEOGRAPHY AND CLIMATE

1.2 IKLIM/CLIMATE

Tabel 1.2.1 Rata-rata Temperatur Maksimum dan Minimum Menurut Bulan di Kota Lhokseumawe, 2020
Average Rate of Maximum and Minimum Temperature by Month in Lhokseumawe Municipality, 2020

| Bulan Month | Temperatur/Temperature(°C) | | |
|---------------------|------------------------------|----------|-----------------------|
| | Min/Min | Maks/Max | Rata-rata/ Average |
| (1) | (2) | (3) | (4) |
| Januari/January | 21.2 | 32.4 | 26.5 |
| Februari/February | 21.0 | 32.5 | 26.5 |
| Maret/March | 21.0 | 33.8 | 27.4 |
| April/April | 22.5 | 33.6 | 27.3 |
| Mei/May | 23.2 | 33.1 | 27.2 |
| Juni/June | 23.1 | 32.9 | 27.1 |
| Juli/July | 21.4 | 32.8 | 26.7 |
| Agustus/August | 23.2 | 33.5 | 27.4 |
| September/September | 23.0 | 34.6 | 26.8 |
| Oktober/October | 22.6 | 33.7 | 27.0 |
| November/November | 22.9 | 32.0 | 26.2 |
| Desember/December | 21.9 | 31.7 | 25.7 |

Sumber/Source: Stasiun Meteorologi Klas III Lhokseumawe/Meteorology Station of Lhokseumawe

Tabel 1.2.2 Rata-rata Curah Hujan, Hari Hujan, Penyinaran Matahari Menurut Bulan di Kota Lhokseumawe, 2020
Average Rate of Rainfall, Rainy Days and Sunshine by Month in Lhokseumawe Municipality, 2020

| Bulan <i>Month</i> | Curah Hujan <i>Rainfall</i> (mm) | Hari Hujan <i>Rainy Days</i> (hari/days) | Penyinaran Matahari <i>Sunshine</i> (%) |
|-----------------------------|--|--|--|
| (1) | (2) | (3) | (4) |
| Januari/ <i>January</i> | 20.5 | 3 | 78.1 |
| Februari/ <i>February</i> | 48.5 | 3 | 71.5 |
| Maret/ <i>March</i> | 34.5 | 3 | 75.9 |
| April/ <i>April</i> | 44.5 | 6 | 64.3 |
| Mei/ <i>May</i> | 287.5 | 17 | 56.4 |
| Juni/ <i>June</i> | 150.5 | 9 | 70.2 |
| Juli/ <i>July</i> | 160.0 | 7 | 63.4 |
| Agustus/ <i>August</i> | 6.5 | 2 | 66.7 |
| September/ <i>September</i> | 83.5 | 5 | 40.2 |
| Oktober/ <i>October</i> | 41.5 | 6 | 42.9 |
| November/ <i>November</i> | 150.5 | 11 | 47.5 |
| Desember/ <i>December</i> | 455.0 | 17 | 38.1 |

Sumber/*Source*: Stasiun Meteorologi Klas III Lhokseumawe/*Meteorology Station of Lhokseumawe*

GEOGRAPHY AND CLIMATE

Tabel 1.2.3 Rata-rata Tekanan Udara dan Kelembaban Nisbi Menurut Bulan di Kota Lhokseumawe, 2020
Average Rate of Air Pressure and Relative Humidity by Month in Lhokseumawe Municipality, 2020

| Bulan Month | Kelembaban Nisbi Relative Humidity (%) | | | Tekanan Udara Air Pressure (mb) |
|---------------------|---|---------|-------------------|---------------------------------------|
| | Min/Min | Max/Max | Rata-rata/Average | |
| (1) | (2) | (3) | (4) | (6) |
| Januari/January | 73.3 | 86.8 | 83 | 1010.7 |
| Februari/February | 74.5 | 93.8 | 84 | 1011.5 |
| Maret/March | 76.0 | 87.3 | 82 | 1009.9 |
| April/April | 81.0 | 89.0 | 85 | 1010.0 |
| Mei/May | 78.8 | 95.0 | 87 | 1008.9 |
| Juni/June | 80.3 | 91.0 | 85 | 1008.9 |
| Juli/July | 70.8 | 90.8 | 84 | 1008.5 |
| Agustus/August | 77.5 | 90.3 | 82 | 1008.5 |
| September/September | 76.3 | 92.8 | 84 | 1009.2 |
| Oktober/October | 69.5 | 89.5 | 83 | 1008.6 |
| November/November | 81.3 | 95.8 | 88 | 1009.6 |
| Desember/December | 82.5 | 97.5 | 89 | 1010.0 |

Sumber/Source: Stasiun Meteorologi Klas III Lhokseumawe/Meteorology Station of Lhokseumawe

Tabel 1.2.4 Arah Angin, Kecepatan Rata-rata dan Kecepatan Maksimum Menurut Bulan di Kota Lhokseumawe, 2020
Wind Direction, Average Speed and Maximum Speed by Month in Lhokseumawe Municipality, 2020

| Bulan Month | Angin Permukaan Surface Wind | | | |
|---------------------|--|--|----------------------------|-------------------|
| | Arah Angin Terbanyak Wind Direction | Kecepatan Rata-rata Average Speed (Knots) | Maksimum Maximum | |
| | | | Kecepatan Speed (Knots) | Arah Direction |
| (1) | (2) | (3) | (4) | (5) |
| Januari/January | E | 4 | 14 | 100 |
| Februari/February | NE | 3 | 14 | 110 |
| Maret/March | SW | 4 | 10 | 080 |
| April/April | SW | 4 | 23 | 120 |
| Mei/May | NE | 4 | 11 | 060 |
| Juni/June | SE | 3 | 10 | 130 |
| Juli/July | SW | 4 | 12 | 040 |
| Agustus/August | SE | 4 | 13 | 290 |
| September/September | SE | 4 | 14 | 110 |
| Oktober/October | SW | 4 | 9 | 020 |
| November/November | SE | 4 | 12 | 060 |
| Desember/December | SE | 5 | 14 | 090 |

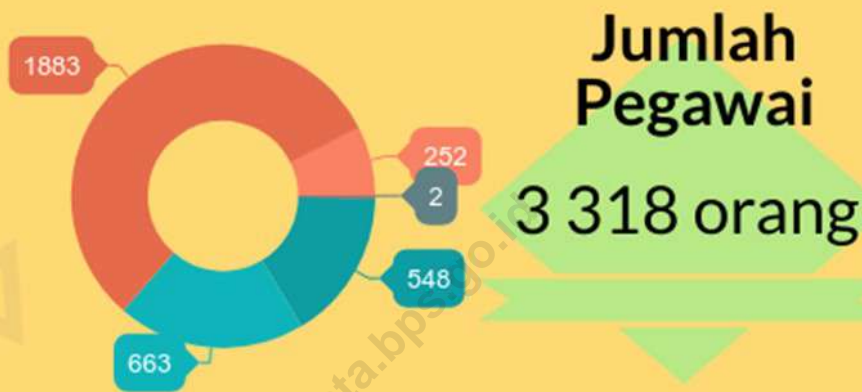
Sumber/Source: Stasiun Meteorologi Klas III Lhokseumawe/Meteorology Station of Lhokseumawe

2

PEMERINTAHAN
GOVERNMENT

<https://lhokseumawekota.bps.go.id>

2. PEMERINTAHAN GOVERNMENT



■ <SMA (16.37%) ■ Diploma (19.80%) ■ S-1 (56.24%)
■ S-2 (7.53%) ■ S-3 (0.06%)

ANGGOTA DPRD



84 %



16 %

<https://lhokseumawekota.bps.go.id>

ULASAN

Kota Lhokseumawe merupakan pemekaran dari Kabupaten Aceh Utara dan terletak di pesisir timur Pulau Sumatra. Posisi Kota Lhokseumawe berada di antara Kota Banda Aceh dan Medan, menjadikan kota ini sangat strategis sebagai jalur distribusi dan perdagangan di Aceh.

Ketika terbentuk pada tahun 2001, Kota Lhokseumawe terdiri atas tiga kecamatan. Hingga saat ini Kota Lhokseumawe terdiri atas empat kecamatan dan 68 gampong. Kecamatan hasil pemekaran adalah Kecamatan Muara Satu yang merupakan pecahan dari Kecamatan Muara Dua.

Secara organisasi, lembaga wakil rakyat tahun 2019 ini terdiri dari tiga fraksi, yaitu fraksi Partai Aceh, Partai Demokrat dan Partai Koalisi dengan total anggota sebanyak 25 orang. Fraksi Partai Aceh memiliki anggota sebanyak 12 orang, dengan 11 orang laki-laki dan seorang perempuan. Fraksi Partai Demokrat memiliki anggota sebanyak 5 orang, dengan 4 orang laki-laki dan seorang perempuan. Sedangkan untuk Fraksi Partai Koalisi beranggotakan 8 orang yang seluruhnya laki-laki.

Dalam menjalankan fungsinya, DPRK Lhokseumawe dibentuk 4 komisi dan satu Koordinator/Pimpina DPRK Lhokseumawe yang masing-masing beranggotakan 6 orang untuk komisi A, 5 orang untuk komisi B, 5 orang untuk komisi C, 4 orang untuk komisi D, 3 orang untuk Koordinator/Pimpina DPRK Lhokseumawe.

DESCRIPTION

Lhokseumawe Municipality is an urban expansion of Aceh Utara Regency and located on the east coast of Sumatra. Being between Banda Aceh City and Medan City, Lhokseumawe City holds a strategic position for distribution channel and trading traffic in Aceh Province

When formed in 2001, it consist of three sub districts. Until now Lhokseumawe City consist of four sub districts and 68 villages. The newest sub district is Muara Satu, which was part of Muara Dua Sub District.

In an organizational structure, Lhokseumawe Municipality House of Representatives (DPRD) year 2019 consists of three fractions, named Aceh Party, Democrat Party and the Joint Party fraction with total 25 members. Aceh Party has 12 members, comprising 11 men and a woman. Democrat Party fraction has 5 members, comprising 4 men and a woman. While the Joint Party has 25 members, comprising with all men.

To perform it duties, Lhokseumawe Municipality House of Representatives (DPRK) formed four commisions and a Coordinator/Chief of Lhokseumawe Municipality House of Representatives (DPRK). Commission A consists of 6 members, Commission B consists of 5 members, Commission C consists of 5 members, Commission D consists of 4 members, and 3 members for Coordinator/Chief.

GOVERNMENT

2.1 WILAYAH ADMINISTRATIF/ADMINISTRATIVE AREA

Tabel 2.1.1 Jumlah Desa/Gampong Menurut Kecamatan di Kota Lhokseumawe, 2016 - 2020
Tabel Number of Villages by Subdistrict in Lhokseumawe Municipality, 2016 - 2020

| Kecamatan Subdistrict | 2016 | 2017 | 2018 | 2019 | 2020 |
|--------------------------|------|------|------|------|------|
| (1) | (2) | (3) | (4) | (5) | (6) |
| 1. Blang Mangat | 22 | 22 | 22 | 22 | 22 |
| 2. Muara Dua | 17 | 17 | 17 | 17 | 17 |
| 3. Muara Satu | 11 | 11 | 11 | 11 | 11 |
| 4. Banda Sakti | 18 | 18 | 18 | 18 | 18 |
| Lhokseumawe | 68 | 68 | 68 | 68 | 68 |

Sumber/Source: Sekretariat Daerah Kota Lhokseumawe/Sekretariat of Lhokseumawe City

Tabel 2.1.2 Nama-nama Camat di Kota Lhokseumawe, 2020
Tabel Head of Subdistrict in Lhokseumawe Municipality, 2020

| Kecamatan <i>Subdistrict</i> | Nama Camat <i>Head of Subdistrict</i> | Periode <i>Term of Office</i> |
|---------------------------------|--|----------------------------------|
| (1) | (2) | (3) |
| 1. Blang Mangat | Ridha Fahmi, S.STP, M.SP | 2019 |
| 2. Muara Dua | Heri Maulana, S.IP. M.S.M | 2019 |
| 3. Muara Satu | Ilyas, S.Sos | 2019 |
| 4. Banda Sakti | Bakhtiar, S.H, M.A.P | 2019 |

Sumber/*Source*: Sekretariat Daerah Kota Lhokseumawe/*Secretariat of Lhokseumawe City*

GOVERNMENT

Tabel 2.1.3 Nama-nama Gampong, 2020
Tabel List of Villages, 2020

| Kecamatan/ Subdistrict | | Nama Gampong/ Village Name | |
|---------------------------|------------------------------|-------------------------------|------------------|
| (1) | (2) | (3) | |
| I | BANDA SAKTI | | |
| | I. Mukim Lhokseumawe Selatan | 1 | Kuta Blang |
| | | 2 | Kota Lhokseumawe |
| | | 3 | Mon Geudong |
| | | 4 | Keude Aceh |
| | | 5 | Simpang Empat |
| | | 6 | Pusong Lama |
| | | 7 | Lancang Garam |
| | | 8 | Pusong Baru |
| | | 9 | Jawa Baru |
| | II. Mukim Lhokseumawe Utara | 10 | Jawa Lama |
| | | 11 | Hagu Teungoh |
| | | 12 | Uteun Bayi |
| | | 13 | Ujong Blang |
| | | 14 | Hagu Selatan |
| | | 15 | Tumpok Teungoh |
| | | 16 | Hagu Barat Laut |
| | | 17 | Ulee Jalan |
| | | 18 | Banda Masen |
| II | MUARA DUA | | |
| | I. Mukim Kandang | 1 | Alue Awe |
| | | 2 | Blang Crum |
| | | 3 | Cut Mamplam |
| | | 4 | Meunasah Mee |
| | | 5 | Cot Girek |
| | | 6 | Meunasah Manyang |
| | | 7 | Meunasah Blang |
| | II. Mukim Cunda | 8 | Keude Cunda |
| | | 9 | Uteunkot |
| | | 10 | Lhok Mon Puteh |
| | | 11 | Meunasah Mesjid |
| | | 12 | Panggoi |
| | | 13 | Paya Bili |
| | | 14 | Meunasah Alue |
| | | 15 | Paya Punteuet |
| | | 16 | Blang Pohroh |
| | | 17 | Paloh Batee |

Lanjutan Tabel/*Continued Tabel* 2.1.3

| Kecamatan/ Subdistrict | | Nama Gampong/ Village Name | |
|---------------------------|-------------------------|-------------------------------|------------------|
| (1) | (2) | (3) | |
| III | MUARA SATU | | |
| | I. Mukim Paloh Timur | 1 | Cot Trieng |
| | | 2 | Paloh Pundi |
| | | 3 | Padang Sakti |
| | | 4 | Meuria Paloh |
| | | 5 | Meunasah Dayah |
| | | 6 | Blang Panyang |
| | II. Mukim Paloh Barat | 7 | Ujong Pacu |
| | | 8 | Blang Pulo |
| | | 9 | Blang Naleung |
| | | | Mameh |
| | | 10 | Batuphat Timur |
| | | 11 | Batuphat Barat |
| IV | BLANG MANGAT | | |
| | I. Mukim Meuraksa | 1 | Kuala |
| | | 2 | Blang Cut |
| | | 3 | Mesjid Meuraksa |
| | | 4 | Jambo Timu |
| | | 5 | Tunong |
| | | 6 | Blang Teue |
| | | 7 | Teungoh |
| | II. Mukim Punteut | 8 | Baloy |
| | | 9 | Blang Punteut |
| | | 10 | Kumbang Punteuet |
| | | 11 | Mesjid Punteuet |
| | | 12 | Ulee Blang Mane |
| | | 13 | Keude Punteuet |
| | | 14 | Mane Kareueng |
| | | 15 | Asan Kareueng |
| | III. Mukim Mangat Makmu | 16 | Rayeuk Kareung |
| | | 17 | Alue Lim |
| | | 18 | Blang Buloh |
| | | 19 | Blang Weu Panjou |
| | | 20 | Jeulekat |
| | | 21 | Blang Weu Baroh |
| | | 22 | Seuneubok |

Sumber/*Source* : Sekretariat Daerah Kota Lhokseumawe/*Secretariat of Lhokseumawe City*

GOVERNMENT

Tabel 2.1.4 Nama-nama Geuchik di Kota Lhokseumawe, 2020
Tabel Head of Village in Lhokseumawe Municipality, 2020

| No | Gampong/ Village | Nama Kepala Gampong/ Village Headman | Nama Sekdes/ Village Secretary | Jumlah Dusun/ Number of Sub-Village | Jumlah Perangkat Gampong/ Number of Village Officials |
|-----|-----------------------|--|-----------------------------------|--|--|
| (1) | (2) | (3) | (4) | (5) | (6) |
| A | Kecamatan Banda Sakti | | | | |
| 1 | Mon Geudong | M. Adam | - | 4 | 14 Orang |
| 2 | Keude Aceh | Tgk. Hanafiah | M Nur Abbas | 5 | 15 Orang |
| 3 | Pusong Lama | Kaharuddin | T Sahibul Riza | 5 | 15 Orang |
| 4 | Hagu Teungoh | Dedi Saputra | H Jafar Muhammad | 5 | 15 Orang |
| 5 | Uteun Bayi | Agussalim Ismail | A.Khalid Abdullah | 4 | 14 Orang |
| 6 | Ujong Blang | Tgk. Basyir Husaini | Fahmi Ilyas | 4 | 14 Orang |
| 7 | Hagu Selatan | Zulfitriani | Dedy Fakhrrurrazi, A.Md. | 4 | 14 Orang |
| 8 | Pusong Baru | Hamdan Hamzah | Yusmahdi | 6 | 16 Orang |
| 9 | Ulee Jalan | Yusuf M. Kamal | Usman AB | 5 | 15 Orang |
| 10 | Banda Masen | Syhabuddin | Rusli ZA, A.Ma | 5 | 15 Orang |
| 11 | Lancang Garam | Muslim AR, ST | Rizal Effendi | 5 | 15 Orang |
| 12 | Kp. Jawa Baru | T. Yulizar | Salamuddin a Gani | 4 | 14 Orang |
| 13 | Hagu Barat Laut | Hendra Saputra, ST | Ibnu Agus, S.Ag. | 4 | 14 Orang |
| 14 | Kuta Blang | Muzakkir Walad, S.Pd.I. | Wardiah | 5 | 15 Orang |
| 15 | Tumpok Teungoh | H. Hermansyah, S.Ag. | Hendri | 4 | 14 Orang |
| 16 | Simpang Empat | H. Jamaluddin | Irfan | 5 | 15 Orang |
| 17 | Kp. Jawa Lama | Isnaini | Zulfan | 3 | 13 Orang |
| 18 | Kota Lhokseumawe | Ahmady | Irfan Darmawan | 5 | 15 Orang |

Lanjutan Tabel/Continued Tabel 2.1.4

| No | Gampong/ Village | Nama Kepala Gampong/ Village Headman | Nama Sekdes/ Village Secretary | Jumlah Dusun/ Number of Sub- Village | Jumlah Perangkat Gampong/ Number of Village Officials |
|-----|---------------------|--|-----------------------------------|--|--|
| (1) | (2) | (3) | (4) | (5) | (6) |
| B | Kecamatan Muara Dua | | | | |
| 1 | Alue Awe | Mahmud H. Yusuf | Abd Wahab | 3 | 13 Orang |
| 2 | Blang Crum | Ismail Puteh | Usman Ali Basyah | 4 | 14 Orang |
| 3 | Cut Mamplam | Rafuddin | Zulkarnaen | 5 | 15 Orang |
| 4 | Meunasah Mee | Saifuddin Yunus | M Nasir M | 3 | 13 Orang |
| 5 | Cot Girek | Tarmizi | Tarmizi | 4 | 14 Orang |
| 6 | Keude Cunda | Tarmizi | M Chalil | 3 | 13 Orang |
| 7 | Uteunkot | M Yusuf SH,S.Sos | Armiya | 7 | 17 Orang |
| 8 | Lhok Mon Puteh | Muhammad Syafari | Chairurrajuli | 4 | 14 Orang |
| 9 | Mns. Mesjid | Rusli AB | Rusli AB | 3 | 13 Orang |
| 10 | Panggoi | Arifin Rusli | Mana'am | 3 | 13 Orang |
| 11 | Mns. Manyang | Helmi, S.Pd., M.Ed. | | 4 | 14 Orang |
| 12 | Paya Bili | Muhammad Suheri | Sulaiman | 4 | 14 Orang |
| 13 | Mns. Alue | Mukhtar | Mukhtar M Nur. | 4 | 14 Orang |
| 14 | Paya Punteut | Saiful | Jumadil Khairat | 3 | 13 Orang |
| 15 | Blang Pohroh | Muslem | Azhar Idris | 3 | 13 Orang |
| 16 | Paloh Batee | Sulaiman, S.HI. | Syukri, A.Md | 4 | 14 Orang |
| 17 | Mns. Blang | Baharuddin | Abu Baka | 5 | 15 Orang |

GOVERNMENT

Lanjutan Tabel/Continued Tabel 2.1.4

| No | Gampong/ Village | Nama Kepala Gampong/ Village Headman | Nama Sekdes/ Village Secretary | Jumlah Dusun/ Number of Sub-Village | Jumlah Perangkat Gampong/ Number of Village Officials |
|-----|------------------------|--|-----------------------------------|--|---|
| (1) | (2) | (3) | (4) | (5) | (6) |
| C | Kecamatan Blang Mangat | | | | |
| 1 | Gampong Kuala | Muhammad Amin | Rizal Fandi | 4 | 14 Orang |
| 2 | Blang Cut | Muhammad Nurdin | Muhammad Ilyas | 4 | 14 Orang |
| 3 | Mesjid Meuraksa | M. Yacob Ahmad | Husaini | 4 | 14 Orang |
| 4 | Jambo Timu | Khairil Anwar, A.Md | M Nasir | 4 | 14 Orang |
| 5 | Tunong | Maulan Azhari, A.Md | Mukhtaruddin | 4 | 14 Orang |
| 6 | Blang Teue | Muhammad Nasir | Muhammad | 2 | 12 Orang |
| 7 | Teungoh | Marzuki | Abdullah | 2 | 12 Orang |
| 8 | Baloi | Abdullah | Abdul Wahid | 2 | 12 Orang |
| 9 | Mane Kareueng | Ruslan | Sufi Junet | 3 | 13 Orang |
| 10 | Asan Kareueng | Mukhtaruddin | Marzuki | 4 | 14 Orang |
| 11 | Rayeuk Kareueng | Ilyas Idris | - | 4 | 14 Orang |
| 12 | Blang Punteut | Ibni Yusuf, S.Sos | Nazaruddin | 4 | 14 Orang |
| 13 | Kumbang Punteut | Azibar, A. Md. | Nazaruddin | 5 | 15 Orang |
| 14 | Mesjid Punteut | Ishak | Muhammad Hs | 4 | 14 Orang |
| 15 | Ulee Blang Mane | M. Khalish Munadi | Zainal Bahri,SH | 3 | 13 Orang |
| 16 | Keude Punteut | Anwar M | Salamuddin | 4 | 14 Orang |
| 17 | Alue Lim | Ilyas HSB | Nasrul Muhammad | 5 | 15 Orang |
| 18 | Blang Buloh | Mawardi | M. Yusuf | 4 | 14 Orang |
| 19 | Blang Weu Panjou | Aji Usman | Rizal Fauzi | 4 | 14 Orang |
| 20 | Jeulekat | Amirsudin | Mustajab | 5 | 15 Orang |
| 21 | Blang Weu Baroh | Maimun Saleh | Samsul Bahri | 5 | 15 Orang |
| 22 | Seunebok | Saiful Amri | Zainal Arifin | 5 | 15 Orang |

Lanjutan Tabel/Continued Tabel 2.1.4

| No | Gampong/ Village | Nama Kepala Gampong/ Village Headman | Nama Sekdes/ Village Secretary | Jumlah Dusun / Number of Sub- Village | Jumlah Perangkat Gampong/ Number of Village Officials |
|-----|------------------------|--|-----------------------------------|--|--|
| (1) | (2) | (3) | (4) | (5) | (6) |
| D | Kecamatan Muara Satu | | | | |
| 1 | Blang Pulo | Syeh Ahmad HB | Tgk. Ahmad Adami | 2 | 12 Orang |
| 2 | Batuphat Timur | Abdul Gani | H Sulaiman AR | 4 | 14 Orang |
| 3 | Blang Naleung Mameh | M. Yusuf | Elis Yana | 3 | 13 Orang |
| 4 | Cot Trieng | Abdul Gani | Basyarullah | 3 | 13 Orang |
| 5 | Padang Sakti | Muhammad Isa Abdullah | Khaidir AG,SE | 4 | 14 Orang |
| 6 | Blang Panyang | H. Ilyas Daud | M. Rusli, Amd | 3 | 13 Orang |
| 7 | Paloh Punti | Zulfikar | Zulfikar | 4 | 14 Orang |
| 8 | Mns. Dayah | Razali | Tgk. Zainal Abidin | 4 | 14 Orang |
| 9 | Meuria Paloh | M. Yusuf A. | Heri Safriadi | 3 | 13 Orang |
| 10 | Ujong Pacu | Muslem Hasballah | Samsul Bahri | 5 | 15 Orang |
| 11 | Batuphat Barat | Sulaiman H. | Ismuhar | 4 | 14 Orang |

Sumber/Source: Sekretariat Daerah Kota Lhokseumawe/Sekretariat of Lhokseumawe City

GOVERNMENT

2.2 DEWAN PERWAKILAN RAKYAT DAERAH

THE REGIONAL HOUSE OF REPRESENTATIVE

Tabel 2.2.1 Jumlah Anggota DPRK Lhokseumawe Menurut Fraksi, Komisi dan Jenis Kelamin, 2020
Number of Legislative Member by Fraction, Comission and Sex, 2020

| Uraian/ Description | Laki-laki/ Male | Perempuan/ Female | Jumlah/ Total |
|---|--------------------|----------------------|------------------|
| (1) | (2) | (3) | (4) |
| A. Fraksi/ Fraction | | | |
| 1. Fraksi Partai Aceh (F-PA) | 9 | 1 | 10 |
| 2. Fraksi Gerakan Indonesia Raya (F-Gerindra) | 6 | 1 | 7 |
| 3. Fraksi Demokrat Bersatu (F-DB) | 2 | 2 | 4 |
| 4. Fraksi Golongan Amanat Bersatu (F-GAB) | 4 | 0 | 4 |
| Sub Jumlah/ Sub Total | 21 | 4 | 25 |
| B. Komisi/ Comission | | | |
| Ketua | 1 | 0 | 1 |
| Wakil Ketua | 2 | 0 | 2 |
| 1 A (Pemerintahan) | 4 | 2 | 6 |
| 2 B (Perekonomian dan Keuangan) | 4 | 1 | 5 |
| 3 C (Pembangunan) | 5 | 0 | 5 |
| 4 D (Keistimewaan Aceh) | 5 | 1 | 6 |
| Sub Jumlah/ Sub Total | 21 | 4 | 25 |

Sumber/Source: Sekretariat DPRK Lhokseumawe /DPRK Secretariat of Lhokseumawe

Tabel 2.2.2 Nama, Pendidikan, Umur dan Asal Partai Anggota DPRK, 2020
Name, Education, Age and Political Parties of Lhokseumawe Parliament Member, 2020

| No | Nama/ Name | Pendidikan/ Education | Umur/ Age | Partai/ Party |
|-----|-----------------------------|--------------------------|--------------|--------------------|
| (1) | (2) | (3) | (4) | (5) |
| 1 | MAHMUDI HARUN | SMA | 49 | ACEH |
| 2 | AZHARI, S.T.,S.Pd.,T.Gr | S-1 | 37 | ACEH |
| 3 | MARHABAN | SMA | 43 | ACEH |
| 4 | JULIANTI | SMA | 36 | ACEH |
| 5 | FAUZAN | SMA | 38 | ACEH |
| 6 | ISMAIL | SLTA | 40 | ACEH |
| 7 | FAISAL | SMA | 29 | ACEH |
| 8 | NURUL AKBARI | SMA | 48 | GERINDRA |
| 9 | MUHAMMAD ISMAIL SHALEH | SMA | 49 | GERINDRA |
| 10 | IRWAN YUSUF | SMA | 57 | GERINDRA |
| 11 | AKMAL | SMA | 38 | GERINDRA |
| 12 | ZULKAIDI, S.E. | S-1 | 32 | GERINDRA |
| 13 | T. SOFIANUS | S-1 | 46 | DEMOKRAT |
| 14 | T. ABDUL HAKIM, S.Pdi. | S-1 | 55 | DEMOKRAT |
| 15 | ROSALINA, S.Kom. | S-1 | 34 | DEMOKRAT |
| 16 | AZHAR MAHMUD, S.E. | S-1 | 48 | NASDEM |
| 17 | SUDIRMAN AMIN, S.E. | S-1 | 49 | NASDEM |
| 18 | DICKY SAPUTRA | SLTA | 43 | KEADILAN SEJAHTERA |
| 19 | ABDURRAHMAN YUSUF | S-1 | 43 | KEADILAN SEJAHTERA |
| 20 | SURYADI, S.E., M.M. | S-2 | 54 | AMANAT NASIONAL |
| 21 | Drs, HAMZAH M. ALI | S-1 | 58 | AMANAT NASIONAL |
| 22 | JAILANI USMAN, S.H., M.H. | S-1 | 56 | GOLONGAN KARYA |
| 23 | MASYKURDIN EL-AHMADY, S.Pdi | S-1 | 48 | GOLONGAN KARYA |
| 24 | SAID FACHRI | S-1 | 28 | NANGGROE ACEH |
| 25 | Hj. NURHAYATI AZIZ | D=III | 50 | KEBANGKITAN BANGSA |

Sumber/Source: Sekretariat DPRK Lhokseumawe /DPRK Secretariat of Lhokseumawe

GOVERNMENT

2.3 PEGAWAI NEGERI SIPIL/CIVIL SERVANTS

Tabel 2.3.1 Banyaknya Pegawai Negeri Sipil Daerah Menurut Jabatan dan Jenis Kelamin, 2019 - 2020
Number of Civil Servant by Occupation and Sex, 2019 - 2020

| No | Jabatan Occupation | 2019 | | | 2020 | | |
|-----|--|-------------------|-------------------------|------------------|-------------------|-------------------------|------------------|
| | | Laki-Laki Male | Perempu an/Wo men | Jumlah/ Total | Laki-Laki Male | Perempu an/Wom en | Jumlah/ Total |
| (1) | (2) | (3) | (4) | (5) | (6) | (7) | (8) |
| 1 | Fungsional Tertentu/ Spesific Functional | 300 | 1 450 | 1 750 | 300 | 1 450 | 1 750 |
| 2 | Fungsional Umum/Staf/Gen eral Functional | 568 | 545 | 1 113 | 568 | 545 | 1 113 |
| 3 | Struktural/Struc tural | ... | ... | ... | ... | ... | ... |
| 4 | Eselon V / 5 th Echelon | ... | ... | ... | ... | ... | ... |
| 5 | Eselon IV / 4 th Echelon | 169 | 161 | 330 | 175 | 168 | 343 |
| 6 | Eselon III / 3 th Echelon | 81 | 37 | 118 | 83 | 46 | 129 |
| 7 | Eselon II / 2 th Echelon | 29 | 1 | 30 | 31 | 1 | 32 |
| 8 | Eselon I / 1 th Echelon | - | - | - | - | - | - |

Sumber/Source: Badan Kepegawaian dan Pengembangan Sumber Daya Manusia Kota Lhokseumawe/BKPSDM of Lhokseumawe

Tabel 2.3.2 Banyaknya Pegawai Negeri Sipil Daerah Menurut Tingkat Pendidikan dan Jenis Kelamin, 2019 - 2020
Number of Civil Servant by Educational Level and Sex, 2019-2020

| No | Jabatan Occupation | 2019 | | | 2020 | | |
|-----|---|-----------------------|---------------------------|------------------|-----------------------|---------------------------|------------------|
| | | Laki- Laki Male | Peremp- uan/Wo- men | Jumlah/ Total | Laki- Laki Male | Peremp- uan/Wo- men | Jumlah/ Total |
| (1) | (2) | (3) | (4) | (5) | (6) | (7) | (8) |
| 1 | Sampai dengan SD/Up to Primary School | ... | ... | 8 | ... | ... | 8 |
| 2 | SMP/Sederajat/ Vocational Junior High School | ... | ... | 23 | ... | ... | 23 |
| 3 | SMA/Sederajat/ Vocational Senior High School | ... | ... | 495 | ... | ... | 496 |
| 4 | Diploma I,II/Akta I,II/ Bachelor I,II | ... | ... | 76 | ... | ... | 76 |
| 5 | Diploma III/Akta III/ Diploma III | ... | ... | 561 | ... | ... | 494 |
| 6 | Tingkat Sarjana/Doktor /University Graduates | ... | ... | 2 116 | ... | ... | 2 181 |

Sumber/Source: Badan Kepegawaian dan Pengembangan Sumber Daya Manusia Kota Lhokseumawe/BKPSDM of Lhokseumawe

GOVERNMENT

Tabel 2.3.3 Banyaknya Pegawai Negeri Sipil Daerah Menurut Tingkat Kepangkatan dan Jenis Kelamin, 2019-2020
Number of Civil Servant by Hierarchy and Sex, 2019-2020

| No | Jabatan Occupation | 2019 | | | 2020 | | |
|---------------|-----------------------------------|-----------------------|------------------------------|------------------|-----------------------|------------------------------|------------------|
| | | Laki- Laki Male | Perem- puan/ Wome n | Jumla h/Total | Laki- Laki Male | Perem- puan/ Wome n | Jumla h/Total |
| (1) | (2) | (3) | (4) | (5) | (6) | (7) | (8) |
| 1 | 1. I/A (Juru Muda) | ... | ... | 1 | ... | ... | 1 |
| 2 | 2. I/B (Juru Muda Tingkat I) | ... | ... | 8 | ... | ... | 6 |
| 3 | 3. I/C (Juru) | ... | ... | 12 | ... | ... | 7 |
| 4 | 4. I/D (Juru Tingkat I) | ... | ... | 8 | ... | ... | 8 |
| 5 | Golongan I/ Range I | 25 | 4 | 29 | ... | ... | 22 |
| 6 | 5. II/A (Pengatur Muda) | ... | ... | 68 | ... | ... | 39 |
| 7 | 6. II/B (Pengatur Muda Tingkat I) | ... | ... | 111 | ... | ... | 99 |
| 8 | 7. II/C (Pengatur) | ... | ... | 208 | ... | ... | 148 |
| 9 | 8. II/D (Pengatur Tingkat I) | ... | ... | 112 | ... | ... | 163 |
| 10 | Golongan II/ Range II | 264 | ... | 499 | ... | ... | 449 |
| 11 | 9. III/A (Penata Muda) | ... | ... | 351 | ... | ... | 1 004 |
| 12 | 10. III/B (Penata Muda Tingkat 1) | ... | ... | 446 | ... | ... | 234 |
| 13 | 11. III/C (Penata) | ... | ... | 472 | ... | ... | 356 |
| 14 | 12. III/D (Penata Tingkat I) | ... | ... | 683 | ... | ... | 482 |
| 15 | Golongan III/ Range III | 625 | ... | 1 952 | ... | ... | 1 803 |
| 16 | 13. IV/A (Pembina) | ... | ... | 409 | ... | ... | 524 |
| 17 | 14. IV/B (Pembina Tingkat I) | ... | ... | 406 | ... | ... | 437 |
| 18 | 15. IV/C (Pembina Utama Muda) | ... | ... | 21 | ... | ... | 41 |
| 19 | 16. IV/D (Pembina Utama Madya) | ... | ... | 2 | ... | ... | 2 |
| 20 | 17. IV/E (Pembina Utama) | ... | ... | 0 | ... | ... | 0 |
| 21 | Golongan IV/ Range IV | 214 | 624 | 838 | ... | ... | 1 004 |
| Jumlah | | 1 128 | 628 | 6 63 | | | |

Sumber/Source: Badan Kepegawaian dan Pengembangan Sumber Daya Manusia Kota Lhokseumawe/BKPSDM of Lhokseumawe

Tabel 2.3.4 Banyaknya Pegawai Negeri Sipil Daerah Menurut Jenis Kelamin, 2020
Tabel Number of Civil Servant by Gender, 2020

| No | Badan/Dinas/Kantor/ Agency/Service/Office | Jenis Kelamin/ Gender | | Jumlah/ Total |
|----------------------------|--|-----------------------|----------------------|------------------|
| | | Laki-laki/ Male | Perempuan/ Female | |
| (1) | (2) | (3) | (4) | (5) |
| Sekretariat Daerah | | | | |
| 1 | Sekretariat Daerah | 7 | 0 | 7 |
| 2 | Bagian Umum | 20 | 9 | 29 |
| 3 | Bagian Organisasi | 8 | 10 | 18 |
| 4 | Bagian Hukum | 7 | 3 | 10 |
| 5 | Bagian Pembangunan | 3 | 5 | 8 |
| 6 | Bagian Keistimewaan dan Kesejahteraan Rakyat | 5 | 6 | 11 |
| 7 | Bagian Hubungan Masyarakat dan Protokoler | 7 | 3 | 10 |
| 8 | Bagian Layanan Pengadaan | 5 | 0 | 5 |
| 9 | Bagian Perekonomian | 9 | 3 | 12 |
| 10 | Bagian Tata Pemerintahan | 10 | 4 | 14 |
| 11 | DPB Bagian Organisasi | 44 | 20 | 64 |
| Sekretariat Lainnya | | | | |
| 1 | Sekretariat Dewan Perwakilan Rakyat | 40 | 20 | 60 |
| 2 | Sekretariat Majelis Pendidikan Daerah | 7 | 7 | 14 |
| 3 | Sekretariat Majelis Adat Aceh | 3 | 5 | 8 |
| 4 | Sekretariat Baitul Mal | 7 | 7 | 14 |
| 5 | Sekretariat Majelis Permusyawaratan Ulama | 8 | 6 | 14 |
| 6 | Komisi Independent Pemilihan | 4 | 2 | 6 |
| Badan | | | | |
| 1 | Badan Kepegawaian dan Pengembangan Sumber Daya Manusia | 15 | 27 | 42 |
| 2 | Badan Pemberdayaan Masyarakat dan Gampong | 10 | 14 | 24 |
| 3 | Badan Penggulangan Bencana Daerah | 23 | 8 | 31 |
| 4 | Badan Kesatuan Bangsa dan Politik | 17 | 6 | 23 |
| 5 | Badan Pengelola Keuangan Daerah | 44 | 32 | 76 |
| 6 | Badan Perencanaan Pembangunan Daerah | 33 | 28 | 61 |
| 7 | Inspektorat | 33 | 28 | 61 |
| 8 | Badan Narkotika Nasional | 3 | 2 | 5 |

GOVERNMENT

Lanjutan Tabel/Continued Tabel 2.3.4

| No | Badan/Dinas/Kantor/ Agency/Service/Office | Jenis Kelamin/ Gender | | Jumlah/ Total |
|--------------|---|-----------------------|----------------------|------------------|
| | | Laki-laki/ Male | Perempuan/ Female | |
| (1) | (2) | (3) | (4) | (5) |
| Dinas | | | | |
| 1 | Dinas Penanaman Modal, Pelayanan Terpadu Satu Pintu dan Tenaga Kerja | 17 | 29 | 46 |
| 2 | Dinas Pemuda, Olahraga, dan Pariwisata | 14 | 11 | 25 |
| 3 | Dinas Lingkungan Hidup | 20 | 10 | 30 |
| 4 | Dinas Komunikasi, Informatika dan Persandian | 10 | 8 | 18 |
| 5 | Dinas Pemberdayaan Perempuan, Perlindungan Anak, Pengendalian Penduduk dan Keluarga Berencana | 8 | 17 | 25 |
| 6 | Dinas Kelautan, Perikanan, Pertanian dan Pangan | 35 | 39 | 74 |
| 7 | Dinas Kependudukan dan Pencatatan Sipil | 7 | 20 | 27 |
| 8 | Dinas Pekerjaan Umum dan Perumahan Rakyat | 45 | 17 | 62 |
| 9 | Dinas Perhubungan | 22 | 8 | 30 |
| 10 | Dinas Perindustrian, Perdagangan, Koperasi dan Usaha Kecil Menengah | 19 | 18 | 37 |
| 11 | Dinas Sosial | 15 | 12 | 27 |
| 12 | Dinas Syariat Islam dan Pendidikan Dayah | 14 | 8 | 22 |
| 13 | Dinas Kesehatan | 35 | 55 | 90 |
| 14 | Dinas Perpustakaan dan Kearsipan | 10 | 10 | 20 |
| 15 | Dinas Pendidikan dan Kebudayaan | 41 | 61 | 102 |
| 16 | Satuan Polisi Pamong Praja dan Wilayahatul Hisbah | 43 | 6 | 49 |
| 17 | UPT Sanggar Kegiatan Belajar | 8 | 2 | 10 |

Lanjutan Tabel/Continued Tabel 2.3.4

| No | Badan/Dinas/Kantor/ Agency/Service/Office | Jenis Kelamin/ Gender | | Jumlah/ Total |
|---------------------|--|-----------------------|----------------------|------------------|
| | | Laki-laki/ Male | Perempuan/ Female | |
| (1) | (2) | (3) | (4) | (5) |
| Kantor Camat | | | | |
| 1 | Kecamatan Banda Sakti | 15 | 11 | 26 |
| 2 | Kecamatan Blang Mangat | 18 | 4 | 22 |
| 3 | Kecamatan Muara Dua | 14 | 10 | 24 |
| 4 | Kecamatan Muara Satu | 7 | 11 | 18 |
| Puskesmas | | | | |
| 1 | Puskesmas Banda Sakti | 29 | 149 | 178 |
| 2 | Puskesmas Blang Cut | 11 | 29 | 40 |
| 3 | Puskesmas Blang Mangat | 15 | 65 | 80 |
| 4 | Puskesmas Mon Geudong | 19 | 116 | 135 |
| 5 | Puskesmas Muara Dua | 20 | 146 | 166 |
| 6 | Puskesmas Muara Satu | 14 | 97 | 111 |
| Sekolah | | | | |
| 1 | Taman Kanak - Kanak (TK) | 0 | 40 | 40 |
| 2 | SD / MIN / MIS / SLB | 131 | 546 | 677 |
| 3 | SMP / MTsN / MTsS | 94 | 350 | 444 |
| 4 | SMA / SMK / MAN / MAS | - | - | - |
| Jumlah/Total | | 1 118 | 2 160 | 3 278 |

Sumber/Source: Badan Kepegawaian dan Pengembangan Sumber Daya Manusia Kota Lhokseumawe/ BKPSDM of Lhokseumawe

GOVERNMENT

2.4 KEUANGAN PEMERINTAH/GOVERNMENT FINANCE

Tabel 2.4.1 Target dan Realisasi Sumber Penerimaan Pendapatan Daerah Kota Lhokseumawe, 2020
Target and Realization of Lhokseumawe Regional Income, 2020 (Ribu Rupiah)

| Sumber Penerimaan/ <i>Income Source</i> | Target/ <i>Target</i> | Realisasi/ <i>Realization</i> | Persentase/ <i>Percentage</i> |
|---|--------------------------|----------------------------------|----------------------------------|
| (1) | (2) | (3) | (4) |
| A Pendapatan Daerah | 882 717 271.43 | 835 481 310.35 | 94.65 |
| 1 Pendapatan Asli Daerah | 703 424 650.35 | 65 689 244.24 | 93.38 |
| - Pajak Daerah | 35 237 500.00 | 35 168 842.18 | 93.38 |
| - Retribusi Daerah | 4 471 983 .35 | 3 405 689.671 | 76.16 |
| - Hasil Pengelolaan Kekayaan Daerah yang Dipisahkan | 5 200 000.000 | 4 327 896.492 | 83.23 |
| - Lain-lain Pendapatan Daerah yang Sah | 16 632 982.000 | 15 139 731.077 | 91.02 |
| - Zakat dan infaq/ sadaqah | 8 800 000.000 | 7 647 102 .813 | 86.90 |
| 2 Dana Perimbangan | 572 949 713.235 | 550 237 241.526 | 96.04 |
| - Dana Bagi Hasil Pajak dan Bukan Pajak | 61 278 718 .235 | 43 303 103 .998 | 70.67 |
| - Dana Alokasi Umum | 428 195 816.000 | 425 306 246.000 | 99.33 |
| - Dana Alokasi Khusus | 83 475 179.000 | 81 627 891.528 | 97.79 |
| 3 Lain-lain Pendapatan Daerah yang Sah | | | |
| - Dana Hibbah BOS | 30 822 200.000 | 21 979 375.000 | 71.31 |
| - Dana Bagi Hasil Pajak dari Provinsi | 34 763 380.046 | 31 220 106.455 | 89.81 |
| - Dana Penyesuaian Otonomi Khusus | 156 473 683 799.40 | 151 355 343.143 | 96.73 |
| - Bantuan Keuangan dari Provinsi | 17 365 829.000 | 15 000 000 .000 | 86.38 |
| - Lain-lain Pendapatan Daerah yang Sah | | | |

Lanjutan Tabel/ *Continued Tabel* 10.1.1

| Sumber Penerimaan/ <i>Income Source</i> | Target/ <i>Target</i> | Realisasi/ <i>Realization</i> | Persentas / <i>Percentag e</i> |
|--|--------------------------|----------------------------------|--|
| (1) | (2) | (3) | (4) |
| B Belanja Dan Transfer | | | |
| 1 Belanja Operasi | 689 514 388 760 19 | 621 034 513 477 07 | 90.07 |
| - Belanja Pegawai | 353 238 257 403 39 | 334 619 762 00 | 94.73 |
| - Belanja Barang | 204 712 495 876 00 | 166 842 960 303 00 | 81.50 |
| - Belanja Hibah | 16 885 600 000 00 | 7 780 367 500 00 | 46.08 |
| - Belanja Bantuan Sosial | 11 105 612 500 00 | 10 333 862 500 00 | 93.05 |
| - Belanja Bantuan Keuangan | 103 572 422 980 80 | 101 457 560 844 00 | 97.96 |
| 2 Belanja Modal | 188 575 091 181 00 | 177 257 389 327 00 | 94.00 |
| 3 Belanja Tak Terduga | 13 428 574 123 00 | 11 099 391 265 00 | 82.66 |
| 4 Transfer | 6 692 257 785 10 | 0.00 | 0.00 |
| <i>Surplus/(Defisit)</i> | | | |

Sumber/Source : Badan Pengelolaan Keuangan Daerah/BPKD of Lhokseumawe

<https://lhokseumawekota.bps.go.id>

3

KEPENDUDUKAN DAN KETENAGAKERJAAN

POPULATION AND EMPLOYMENT

<https://lhokseumawekota.lps.go.id>

<https://lhokseumawekota.bps.go.id>

3. Kependudukan dan Ketenagakerjaan

Population and Employment

Jumlah Penduduk Kota Lhokseumawe, 2020

118.713 Jiwa

Sex Ratio



93.676
Jiwa



95.037
Jiwa



98.57



Kepadatan Penduduk 1.042 Jiwa/Km²

<https://lhokseumawekota.bps.go.id>

PENJELASAN TEKNIS

1. Sumber utama data kependudukan adalah sensus penduduk yang dilaksanakan setiap sepuluh tahun sekali. Sensus penduduk telah dilaksanakan sebanyak enam kali sejak Indonesia merdeka, yaitu tahun 1961, 1971, 1980, 1990, 2000, dan 2010.

Di dalam sensus penduduk, pencacahan dilakukan terhadap seluruh penduduk yang berdomisili di wilayah teritorial Indonesia termasuk warga negara asing kecuali anggota korps diplomatik negara sahabat beserta keluarganya.

Metode pengumpulan data dalam sensus dilakukan dengan wawancara antara petugas sensus dengan responden dan juga melalui *e-census*. Pencatatan penduduk menggunakan konsep usual residence, yaitu konsep di mana penduduk biasa bertempat tinggal. Bagi penduduk yang bertempat tinggal tetap dicacah di mana mereka biasa tinggal, sedangkan untuk penduduk yang tidak bertempat tinggal tetap dicacah di tempat di mana mereka ditemukan petugas sensus pada malam 'Hari Sensus'. Termasuk penduduk yang tidak bertempat tinggal tetap adalah tuna wisma, awak kapal berbendera Indonesia, penghuni perahu/rumah apung, masyarakat terpencil/terasing, dan pengungsi. Bagi mereka yang

TECHNICAL NOTES

1. *The main source of demographic data is population census, which is conducted every ten years. Population Census has been conducted six times since Indonesia's independence: 1961, 1971, 1980, 1990, 2000, and 2010.*

The population census enumerates all residents who domicile in the entire territory of Indonesia including foreign citizens except the diplomatic corps members and their families.

The method of data collection in a population census involves interviewing respondents and conducting e-census. Enumeration of the population uses the concept of "usual residence", which is the concept of "places where people usually live".

De jure was applied to the permanent residents, while de facto was applied to non-permanent residents. The permanent residents were enumerated in place where they normally live, the non-permanent residents were enumerated where they were found by the enumerators, on the night of 'Census Date'. The non permanent residents include homeless people, ship crew, boat people, remote area community, and internally displaced persons. Those who had permanent residence and had been travelling away from their home for six months or more were not enumerated in their permanent place, but in the place

POPULATION AND EMPLOYMENT

mempunyai tempat tinggal tetap dan sedang bepergian ke luar wilayah lebih dari enam bulan, tidak dicacah di tempat tinggalnya, tetapi dicacah di tempat tujuannya. Untuk tahun yang tidak dilaksanakan sensus penduduk, data kependudukan diperoleh dari hasil proyeksi penduduk. Proyeksi penduduk merupakan suatu perhitungan ilmiah yang didasarkan pada asumsi dari komponen-komponen perubahan penduduk, yaitu kelahiran, kematian, dan migrasi. Proyeksi penduduk Indonesia 2010–2035 menggunakan data dasar penduduk hasil SP2010.

2. Penduduk Indonesia adalah semua orang yang berdomisili di wilayah teritorial Indonesia selama 6 bulan atau lebih dan atau mereka yang berdomisili kurang dari 6 bulan tetapi bertujuan menetap.
3. Laju pertumbuhan penduduk adalah angka yang menunjukkan persentase penambahan penduduk dalam jangka waktu tertentu.
4. Kepadatan penduduk adalah rasio banyaknya penduduk per kilometer persegi.
5. Rasio jenis kelamin adalah perbandingan antara penduduk laki-laki dan penduduk perempuan pada suatu wilayah dan waktu tertentu. Biasanya dinyatakan dengan

where they were during the census.

For the periods where the population census is not conducted, population projection is done to estimate population during those years. The population projection is an estimate based on the demographic components, such as birth, death, and migration. Indonesia's 2010–2035 population projection used the 2010 Population Census as the base population.

2. *The population of Indonesia are all residents of the entire territory of Indonesia who have stayed for six months or longer, and those who intended to stay more than six months even though their length of stay is less than six months.*
3. *The growth rate of population is the number that show percentage of population growth within a specified period.*
4. *Population density is ratio of population per square kilometer.*
5. *Sex ratio is the ratio of males population to females population in a given area and time, usually expressed as the number of males for every 100 females.*

- banyaknya penduduk laki-laki untuk 100 penduduk perempuan.
6. Distribusi penduduk adalah pola persebaran penduduk di suatu wilayah, baik berdasarkan batas-batas geografis maupun berdasarkan batas-batas administrasi pemerintahan.
 7. Komposisi penduduk adalah pola persebaran penduduk menurut karakteristiknya, contoh: penduduk menurut kelompok umur, penduduk menurut jenis kelamin
 8. Rumah tangga adalah seseorang atau sekelompok orang yang mendiami sebagian atau seluruh bangunan fisik/sensus dan biasanya tinggal bersama serta pengelolaan makan dari satu dapur. Yang dimaksud makan dari satu dapur adalah jika pengurusan kebutuhan sehari-harinya dikelola bersama-sama menjadi satu.
 9. Anggota rumah tangga adalah semua orang yang biasanya bertempat tinggal di suatu rumah tangga, baik yang berada di rumah pada waktu pencacahan maupun yang sementara tidak ada.
 10. Rata-rata anggota rumah tangga adalah angka yang menunjukkan rata-rata jumlah anggota rumah tangga per rumah tangga.
 11. Istilah migrasi seumur hidup disebut bila provinsi tempat tinggal seseorang
6. *Population distribution is the pattern of population distribution in an area, either by geographic boundaries or by government administrative boundaries.*
 7. *Population compotition is the pattern of population distribution by its characteristics, example: population by age group, population by sex*
 8. *Household is an individual or group of people living in a physical/census building unit or part of it and usually commit on a common provision for food and other essentials of living. Common provision for food means one organising daily needs for all of household members.*
 9. *Household member are those who usually lives in a household regardless of their location at the time of enumeration.*
 10. *Average household size is the average number of household members per household.*
 11. *Lifetime migration terminology if someone's province of residence at the time of enumeration was different from his/her province of birthplace.*

POPULATION AND EMPLOYMENT

pada saat pencacahan berbeda dengan provinsi tempat lahirnya.

12. Istilah migrasi risen disebut bila provinsi tempat tinggal seseorang pada saat pencacahan berbeda dengan provinsi tempat tinggalnya 5 tahun yang lalu.
13. Penduduk usia kerja adalah penduduk yang berumur 15 tahun ke atas.
14. Angkatan kerja adalah penduduk usia kerja (15 tahun ke atas) yang bekerja, punya pekerjaan namun sementara tidak bekerja, dan pengangguran.
15. Bekerja adalah kegiatan ekonomi yang dilakukan oleh seseorang dengan maksud memperoleh atau membantu memperoleh pendapatan atau keuntungan dan lamanya bekerja paling sedikit 1 jam secara terus menerus dalam seminggu yang lalu (termasuk pekerja keluarga tanpa upah yang membantu dalam suatu usaha/kegiatan ekonomi).
16. Jumlah jam kerja seluruhnya adalah jumlah jam kerja yang digunakan untuk bekerja (tidak termasuk jam kerja istirahat resmi dan jam kerja yang digunakan untuk hal-hal di luar pekerjaan).
17. Lapangan usaha adalah bidang kegiatan dari pekerjaan/tempat bekerja di mana seseorang bekerja. Klasifikasi lapangan usaha mengikuti Klasifikasi Baku Lapangan Usaha Indonesia (KBLI) dalam 1 digit.
18. Status pekerjaan adalah kedudukan seseorang dalam unit usaha/kegiatan
12. *Recent migration terminology if someone's province of residence at the time of enumeration was different from his/her province of residence 5 years ago.*
13. Working age population is persons of 15 years and over.
14. *Labor force or economically active are persons of 15 years and over, who in the previous week were working, temporarily absent from work but having jobs, and unemployment.*
15. *Working is economic activity conducted by a person and intended to earn income by doing work or helping to do work at least one hour continuously during the reference week (including unpaid family worker/s for any economic activity).*
16. *Total working hours is the total hours spent by an employee to perform all jobs (excluding the time used for other activities which are not classified as work).*
17. *Industry is field of a person's activity or establishment. The classification of industries follows the Indonesia Standard Industrial Classification*

dalam melakukan pekerjaan.

(KBLI) in one digit.

19. Berusaha sendiri tanpa dibantu orang lain adalah bekerja atau berusaha dengan menanggung risiko secara ekonomis, yaitu dengan tidak kembalinya ongkos produksi yang telah dikeluarkan dalam rangka usahanya tersebut, serta tidak menggunakan pekerja dibayar maupun pekerja tak dibayar, termasuk yang sifat pekerjaannya memerlukan teknologi atau keahlian khusus.
20. Berusaha dibantu buruh tidak tetap/buruh tidak dibayar adalah bekerja atau berusaha atas risiko sendiri, dan menggunakan buruh/pekerja tak dibayar dan atau buruh/pekerja tidak tetap.
21. Berusaha dibantu buruh tetap/buruh dibayar adalah berusaha atas risiko sendiri dan mempekerjakan paling sedikit satu orang buruh/pekerja tetap yang dibayar
22. Buruh/karyawan/pegawai adalah seseorang yang bekerja pada orang lain atau instansi/kantor/ perusahaan secara tetap dengan menerima upah/gaji baik berupa uang maupun barang. Buruh yang tidak mempunyai majikan tetap, tidak digolongkan sebagai buruh/karyawan, tetapi sebagai pekerja bebas. Seseorang dianggap memiliki majikan tetap jika memiliki 1 (satu) majikan (orang/rumah tangga) yang sama dalam sebulan terakhir, khusus pada sektor bangunan batasannya tiga bulan. Apabila majikannya
18. *Employment status is the status of a person at his place of work or establishment where he was employed.*
19. *Own-account worker is a person who works at his own risk without assisted by paid per mount worker or unpaid worker include technical job or skill job.*
20. *Employer assisted by temporary workers/unpaid worker is a person who works at his own risk and assisted by temporary worker/unpaid worker*
21. *Employer assisted by permanent workers/paid workers is a person who does his business at her/his own risk at least one assisted by paid permanent worker.*
22. *Employee is a person who work permanently for other people or institution/office/ company and gains some money/cash or goods as wage/salary. Labor who have no permanent employer is not categorized as a laborer/ worker/employee but casual worker. A laborers in general is considered to have a permanent employer if he has the same employer during the past month, particularly for building construction sector is 3 months. If the employer is an institution, more than 1 (one) employer is allowed.*

POPULATION AND EMPLOYMENT

instansi/lembaga, boleh lebih dari satu.

23. Pekerja bebas adalah seseorang yang bekerja pada orang lain/majikan/institusi yang tidak tetap (lebih dari 1 majikan dalam sebulan terakhir) di usaha pertanian baik berupa usaha rumah tangga maupun bukan usaha rumah tangga, ataupun di nonpertanian atas dasar balas jasa dengan menerima upah atau imbalan baik berupa uang maupun barang, dan baik dengan sistem pembayaran harian maupun borongan
24. Pekerja tak dibayar adalah seseorang yang bekerja membantu usaha untuk memperoleh penghasilan/keuntungan yang dilakukan oleh salah seorang anggota rumah tangga atau bukan anggota rumah tangga tanpa mendapat upah/gaji baik berupa uang maupun barang.
23. *Casual employee is a person who does not work permanently for other people/employer/ institution (more than 1 employer during the last 1 month) in agricultural sector, either home industry or not home industry, or in non-agricultural sector based on remuneration paid with money or goods, and based on daily or contact payment system.*
24. *Unpaid worker is a person who intended to work without pay, either with money or good, in an establishment run by other members of the family, relative or neighbour.*

3.1 KEPENDUDUKAN/POPULATION

Tabel 3.1.1 Penduduk, Laju Pertumbuhan Penduduk, Distribusi Persentase Penduduk, Kepadatan Penduduk, Rasio Jenis Kelamin Penduduk Menurut Kecamatan, 2020
Number of Population, Growth Rate, Percentage Distribution of Population, Density and Sex Ratio by Sub District, 2020

| Kecamatan /Subdistrict | Penduduk /Population | | Laju Pertumbuhan Penduduk per Tahun/ Annual Population Growth Rate (%) | |
|---------------------------|-------------------------|---------|--|------|
| | 2010 | 2020 | 2010 | 2020 |
| (1) | (2) | (3) | (4) | (5) |
| 1 Blang Mangat | 21 689 | 26 162 | 14.95 | 1.89 |
| 2 Muara Dua | 44 209 | 50 920 | 19.06 | 1.42 |
| 3 Muara Satu | 31 723 | 33 820 | 0.74 | 0.64 |
| 4 Banda Sakti | 73 542 | 77 802 | 2.50 | 0.56 |
| Lhokseumawe | 171 163 | 188 713 | 2.16 | 0.98 |

*Angka Revisi/ Revised Number

POPULATION AND EMPLOYMENT

Lanjutan Tabel 3.1.1

| Kecamatan \Subdistrict | Persentase Penduduk /Percentage of Total Population | | Kepadatan Penduduk/Density per sq.km | | Rasio Jenis Kelamin/Sex ratio | |
|---------------------------|--|-------------|--|-------------|----------------------------------|-------------|
| | (2) 2010 | (3) 2020 | (4) 2010 | (5) 2020 | (4) 2010 | (5) 2020 |
| 1 Blang Mangat | 12.67 | 13.86 | 386 | 466 | 100 | 99 |
| 2 Muara Dua | 25.83 | 26.99 | 765 | 881 | 98 | 97 |
| 3 Muara Satu | 18.53 | 17.92 | 567 | 605 | 99 | 100 |
| 4 Banda Sakti | 42.97 | 41.23 | 6543 | 6 922 | 100 | 99 |
| Lhokseumawe | 100 | 100 | 945 | 1 042 | 99 | 99 |

Sumber/Source: Badan Pusat Statistik Kota Lhokseumawe/BPS-Statistics of Lhokseumawe Municipality

*Angka Revisi/ Revised Number

KEPENDUDUKAN DAN KETENAGAKERJAAN

Tabel 3.1.2 Jumlah Penduduk Menurut Kelompok Umur, 2020
Tabel Number of Populations by Age Group, 2020

| <i>Kelompok Umur/ Age Group</i> | <i>Laki-laki/ Male</i> | <i>Perempuan/ Female</i> | <i>Jumlah/ Total</i> |
|-------------------------------------|----------------------------|------------------------------|--------------------------|
| (1) | (2) | (3) | (4) |
| 0-4 | 7 243 | 6 886 | 14 129 |
| 5-9 | 9 612 | 8 990 | 18 602 |
| 10-14 | 9 760 | 9 263 | 19 023 |
| 15-19 | 9 051 | 8 503 | 17 554 |
| 20-24 | 8 457 | 8 194 | 16 651 |
| 25-29 | 7 392 | 7 659 | 15 051 |
| 30-34 | 7 659 | 8 025 | 15 684 |
| 35-39 | 7 188 | 7 629 | 14 817 |
| 40-44 | 6 544 | 7 176 | 13 720 |
| 45-49 | 5 507 | 6 175 | 11 682 |
| 50-54 | 4 703 | 5 075 | 9 778 |
| 55-59 | 3 802 | 4 110 | 7 912 |
| 60-64 | 2 865 | 2 970 | 5 835 |
| 65-69 | 1 778 | 1 581 | 3 359 |
| 70-74 | 754 | 953 | 1 707 |
| 75-79 | 407 | 673 | 1 080 |
| 80-84 | 193 | 377 | 570 |
| 85-89 | 48 | 122 | 170 |
| 90-95 | 31 | 53 | 84 |
| 95+ | 4 | 14 | 18 |
| Tidak Tahu/TT | 678 | 609 | 1 287 |
| Jumlah/ Total | 93 676 | 95 037 | 188 713 |

Sumber/Source: Badan Pusat Statistik Kota Lhokseumawe/BPS-Statistics of Lhokseumawe Municipality

POPULATION AND EMPLOYMENT

Tabel 3.1.3 Jumlah Penduduk Menurut Kecamatan Selama Kurun Waktu 2014 - 2020
Number of Population by Sub District During 2014 - 2020

| | Kecamatan/ Subdistrict | 2014 | 2015 | 2017 | 2018 | 2019 | 2020 |
|---|---------------------------|----------------|----------------|----------------|----------------|----------------|----------------|
| | (1) | (2) | (3) | (4) | (5) | (6) | (7) |
| 1 | Blang Mangat | 25 122 | 26 000 | 26 870 | 27 758 | 28 734 | 26 162 |
| 2 | Muara Dua | 50 576 | 52 184 | 53 766 | 55 375 | 57 150 | 50 929 |
| 3 | Muara Satu | 32 917 | 33 162 | 33 363 | 33 551 | 33 807 | 33 820 |
| 4 | Banda Sakti | 78 840 | 80 061 | 81 187 | 82 296 | 83 593 | 77 802 |
| | Jumlah/ Total | 191 407 | 195 186 | 198 980 | 203 284 | 207 202 | 188 713 |

Sumber/Source: Badan Pusat Statistik Kota Lhokseumawe/ *BPS-Statistics of Lhokseumawe Municipality*

Tabel 3.1.4 Banyaknya Kelahiran Per Bulan, 2020
Tabel Number of Birth per Month, 2020

| Bulan/ Month | Kecamatan/ Sub District | | | | Jumlah/ Total |
|-----------------------------|-------------------------|--------------|---------------|----------------|------------------|
| | Blang Mangat | Muara Dua | Muara Satu | Banda Sakti | |
| (1) | (2) | (3) | (4) | (5) | (6) |
| Januari/ <i>January</i> | 32 | 62 | 49 | 76 | 219 |
| Februari/ <i>February</i> | 25 | 79 | 51 | 101 | 256 |
| Maret/ <i>March</i> | 32 | 58 | 50 | 102 | 242 |
| April/ <i>April</i> | 39 | 63 | 36 | 107 | 245 |
| Mei/ <i>May</i> | 41 | 74 | 66 | 103 | 284 |
| Juni/ <i>June</i> | 48 | 73 | 45 | 105 | 271 |
| Juli/ <i>July</i> | 37 | 64 | 51 | 125 | 277 |
| Agustus/ <i>August</i> | 35 | 78 | 65 | 96 | 247 |
| September/ <i>September</i> | 40 | 68 | 50 | 89 | 247 |
| Oktober/ <i>October</i> | 34 | 74 | 58 | 95 | 261 |
| November/ <i>November</i> | 28 | 57 | 27 | 82 | 194 |
| Desember/ <i>December</i> | 38 | 58 | 34 | 82 | 212 |
| Jumlah/ Total | 429 | 808 | 582 | 1 163 | 2 982 |

Sumber/Source : Dinas Kependudukan dan Pencatatan Sipil Lhokseumawe/ *Resident and Civil Registration Office of Lhokseumawe*

POPULATION AND EMPLOYMENT

Tabel 3.1.5 Jumlah Penduduk Pendatang Per Bulan, 2020
Number of Moved In Resident per Month, 2020

| B u l a n/ Month | Kecamatan/ Sub District | | | | Jumlah/ Total |
|-----------------------------|-------------------------|--------------|---------------|----------------|------------------|
| | Blang Mangat | Muara Dua | Muara Satu | Banda Sakti | |
| (1) | (2) | (3) | (4) | (5) | (6) |
| Januari/ <i>January</i> | 54 | 64 | 68 | 124 | 310 |
| Februari/ <i>February</i> | 44 | 117 | 56 | 139 | 356 |
| Maret/ <i>March</i> | 68 | 94 | 58 | 130 | 350 |
| April/ <i>April</i> | 69 | 66 | 57 | 137 | 329 |
| Mei/ <i>May</i> | 52 | 120 | 43 | 138 | 353 |
| Juni/ <i>June</i> | 73 | 170 | 75 | 221 | 539 |
| Juli/ <i>July</i> | 63 | 99 | 89 | 141 | 392 |
| Agustus/ <i>August</i> | 37 | 69 | 48 | 119 | 273 |
| September/ <i>September</i> | 49 | 119 | 45 | 196 | 409 |
| Oktober/ <i>October</i> | 33 | 72 | 47 | 111 | 263 |
| November/ <i>November</i> | 28 | 118 | 41 | 140 | 327 |
| Desember/ <i>December</i> | 31 | 95 | 40 | 81 | 247 |
| Jumlah/Total | 601 | 1 203 | 667 | 1 677 | 4 148 |

Sumber/Source: Dinas Kependudukan dan Pencatatan Sipil Lhokseumawe/ *Resident and Civil Registration Office of Lhokseumawe*

KEPENDUDUKAN DAN KETENAGAKERJAAN

Tabel 3.1.6 Jumlah Penduduk Pindah Per Bulan, 2020
Number of Moved Out Resident per Month, 2020

| Bulan/ Month | Kecamatan/ Sub District | | | | Jumlah/ Total |
|-------------------------|-------------------------|--------------|---------------|----------------|------------------|
| | Blang Mangat | Muara Dua | Muara Satu | Banda Sakti | |
| (1) | (2) | (3) | (4) | (5) | (6) |
| Januari/ January | 49 | 47 | 79 | 181 | 356 |
| Februari/ February | 80 | 150 | 105 | 267 | 602 |
| Maret/ March | 55 | 86 | 77 | 169 | 387 |
| April/ April | 80 | 142 | 105 | 230 | 557 |
| Mei/ May | 82 | 126 | 137 | 296 | 641 |
| Juni/ June | 92 | 238 | 197 | 447 | 974 |
| Juli/ July | 51 | 116 | 71 | 296 | 534 |
| Agustus/ August | 40 | 115 | 86 | 206 | 447 |
| September/ September | 76 | 185 | 97 | 292 | 650 |
| Oktober/ October | 65 | 140 | 76 | 236 | 517 |
| November/ November | 49 | 174 | 87 | 280 | 590 |
| Desember/ December | 30 | 165 | 67 | 200 | 462 |
| Jumlah/ Total | 749 | 1 684 | 1 184 | 3 100 | 6 717 |

Sumber/Source : Dinas Kependudukan dan Pencatatan Sipil Lhokseumawe/ Resident and Civil Registration Office of Lhokseumawe

POPULATION AND EMPLOYMENT

Tabel 3.1.7 Jumlah Warga Negara Asing Dengan Izin Tinggal Terbatas
Tabel Dalam Wilayah Hukum Kantor Imigrasi Lhokseumawe, 2020
*Number of Foreign Citizens with Limited Stay Permit
 in Immigration Office of Lhokseumawe Jurisdiction, 2020*

| B u l a n/ Month | Kebangsaan/Nationality | | | | | |
|---------------------|------------------------|---------|----------|----------|----------|----------|
| | Jepang | Amerika | Thailand | Malaysia | Norwegia | Portugal |
| (1) | (2) | (3) | (4) | (5) | (6) | (7) |
| Januari/January | - | - | - | 1 | - | 1 |
| Februari/February | - | - | - | 2 | - | - |
| Maret/March | - | - | - | - | - | - |
| April/April | - | - | - | - | - | - |
| Mei/May | - | - | - | - | - | - |
| Juni/June | - | - | - | - | - | - |
| Juli/July | - | - | - | 2 | - | - |
| Agustus/August | - | - | - | 1 | - | - |
| September/Septembr | - | - | - | - | - | - |
| Oktober/October | - | - | - | 3 | - | - |
| November/November | - | - | - | 1 | - | - |
| Desember/December | - | - | - | - | - | - |
| Jumlah/ Total | - | - | - | 10 | - | 1 |

Lanjutan Tabel/ *Continued Tabel* 3.1.10

| Bulan/ Month | Kebangsaan/Nationality | | | | Jumlah/ Total |
|---------------------|------------------------|----------|------------|-----------|------------------|
| | Spanyol | Pakistan | Bangladesh | Venezuela | |
| (1) | (8) | (9) | (10) | (11) | (12) |
| Januari/January | 1 | - | - | - | 3 |
| Februari/February | 1 | - | - | - | 3 |
| Maret/March | 1 | - | 1 | - | 2 |
| April/April | - | - | - | - | - |
| Mei/May | - | - | - | - | - |
| Juni/June | - | - | - | 1 | 1 |
| Juli/July | - | - | - | - | 2 |
| Agustus/August | - | 1 | - | - | 2 |
| September/September | - | - | - | - | - |
| Oktober/October | - | - | - | - | 3 |
| November/November | 1 | - | - | - | 2 |
| Desember/December | - | - | - | - | - |
| Jumlah/Total | 4 | 1 | 1 | 1 | 18 |

Sumber/Source : Kantor Imigrasi Lhokseumawe/ *Immigration Office of Lhokseumawe*

POPULATION AND EMPLOYMENT

Tabel 3.1.8 Rekapitulasi Cetak Kartu Keluarga Per Bulan, 2020
Number of Family Registers Issued per Month, 2020

| Bulan/ Month | Kecamatan/ Sub District | | | | Jumlah/ Total |
|----------------------|-------------------------|--------------|---------------|----------------|------------------|
| | Blang Mangat | Muara Dua | Muara Satu | Banda Sakti | |
| (1) | (2) | (3) | (4) | (5) | (6) |
| Januari/ January | 162 | 344 | 235 | 620 | 1 361 |
| Februari/ February | 233 | 408 | 330 | 660 | 1 631 |
| Maret/ March | 237 | 466 | 337 | 690 | 1 730 |
| April/ April | 200 | 348 | 251 | 532 | 1 331 |
| Mei/ May | 249 | 419 | 248 | 607 | 1 523 |
| Juni/ June | 320 | 643 | 384 | 888 | 2 235 |
| Juli/ July | 251 | 453 | 302 | 691 | 1 697 |
| Agustus/ August | 126 | 318 | 212 | 455 | 1 111 |
| September/ September | 227 | 384 | 289 | 563 | 1 463 |
| Oktober/ October | 217 | 369 | 309 | 533 | 1 428 |
| November/ November | 174 | 386 | 215 | 545 | 1 320 |
| Desember/ December | 167 | 369 | 213 | 497 | 1 246 |
| Jumlah/Total | 2 563 | 4 907 | 3 325 | 7 281 | 18 076 |

Sumber/Source : Dinas Kependudukan dan Pencatatan Sipil Lhokseumawe/ Resident and Civil Registration Office of Lhokseumawe

Tabel 3.1.9 Rekapitulasi Cetak KTP Nasional Per Bulan, 2020
Tabel *Number of National Identity Card Issued per Month, 2020*

| Bulan/ Month | Kecamatan/ Sub District | | | | Jumlah/ Total |
|----------------------|-------------------------|--------------|---------------|----------------|------------------|
| | Blang Mangat | Muara Dua | Muara Satu | Banda Sakti | |
| (1) | (2) | (3) | (4) | (5) | (6) |
| Januari/ January | 36 | 87 | 57 | 147 | 327 |
| Februari/ February | 312 | 503 | 359 | 854 | 1 929 |
| Maret/ March | 438 | 782 | 544 | 1 113 | 2 877 |
| April/ April | 172 | 329 | 233 | 572 | 1 306 |
| Mei/ May | 244 | 401 | 254 | 602 | 1 501 |
| Juni/ June | 306 | 796 | 481 | 1 131 | 2 714 |
| Juli/ July | 228 | 457 | 297 | 703 | 1 685 |
| Agustus/ August | 196 | 725 | 285 | 86 8 | 2 074 |
| September/ September | 460 | 561 | 594 | 1 138 | 2 753 |
| Oktober/ October | 250 | 479 | 356 | 781 | 1 866 |
| November/ November | 161 | 404 | 250 | 68 4 | 1 499 |
| Desember/ December | 164 | 387 | 253 | 70 2 | 1 506 |
| Jumlah/ Total | 2 868 | 5 911 | 3 963 | 9 295 | 22 037 |

Sumber/Source : Dinas Kependudukan dan Pencatatan Sipil Lhokseumawe/ Resident and Civil Registration Office of Lhokseumawe

POPULATION AND EMPLOYMENT

Tabel 3.1.10 Realisasi Penerbitan Akte Per Bulan, 2020
Tabel Number of Certificate Issued per Month, 2020

| Bulan/ Month | Akte/ Certificate | | | | Jumlah / Total |
|-------------------------|-------------------------|------------------------|-----------------------------|----------------------------|-------------------|
| | Kelahiran / Birth | Kematian / Death | Perkawina n/ Marriage | Perceraia n/ Divorce | |
| (1) | (2) | (3) | (4) | (5) | (6) |
| Januari/ January | 405 | 75 | 1 | 0 | 481 |
| Februari/ February | 360 | 64 | 0 | 0 | 424 |
| Maret/ March | 307 | 57 | 1 | 0 | 365 |
| April/ April | 215 | 65 | 0 | 0 | 280 |
| Mei/ May | 210 | 99 | 1 | 0 | 310 |
| Juni/ June | 485 | 141 | 2 | 0 | 628 |
| Juli/ July | 436 | 74 | 2 | 0 | 512 |
| Agustus/ August | 323 | 61 | 1 | 0 | 385 |
| September/Septemb er | 356 | 92 | 0 | 0 | 448 |
| Oktober/ October | 359 | 99 | 0 | 0 | 458 |
| November/ November | 429 | 77 | 1 | 0 | 507 |
| Desember/ December | 383 | 90 | 0 | 0 | 473 |
| Jumlah/Total | 4 268 | 994 | 9 | 0 | 5 271 |

Sumber/Source : Dinas Kependudukan dan Pencatatan Sipil Lhokseumawe/ Resident and Civil Registration Office of Lhokseumawe

Tabel 3.1.11 Realisasi Penerbitan Akte Kelahiran Per Bulan, 2020
Tabel Birth Certificate Issued per Month, 2020

| Bulan/ Month | Kecamatan/ Sub District | | | | Jumlah/ Total |
|----------------------|-------------------------|--------------|---------------|----------------|------------------|
| | Blang Mangat | Muara Dua | Muara Satu | Banda Sakti | |
| (1) | (2) | (3) | (4) | (5) | (6) |
| Januari/ January | 62 | 101 | 85 | 157 | 405 |
| Februari/ February | 60 | 92 | 74 | 134 | 360 |
| Maret/ March | 52 | 68 | 65 | 122 | 307 |
| April/ April | 23 | 63 | 44 | 85 | 215 |
| Mei/ May | 31 | 52 | 31 | 96 | 210 |
| Juni/ June | 83 | 135 | 78 | 189 | 485 |
| Juli/ July | 75 | 108 | 86 | 167 | 436 |
| Agustus/ August | 57 | 76 | 87 | 103 | 323 |
| September/ September | 76 | 96 | 79 | 105 | 356 |
| Oktober/ October | 79 | 89 | 78 | 113 | 359 |
| November/ November | 71 | 102 | 125 | 131 | 429 |
| Desember/ December | 81 | 107 | 74 | 121 | 383 |
| Jumlah/Total | 750 | 1 089 | 906 | 1 523 | 4 268 |

Sumber/Source : Dinas Kependudukan dan Pencatatan Sipil Lhokseumawe/ Resident and Civil Registration Office of Lhokseumawe

POPULATION AND EMPLOYMENT

Tabel 3.1.12 Realisasi Penerbitan Akte Kematian Per Bulan, 2020
Death Certificate Issued per Month, 2020

| Bulan/ Month | Kecamatan/ Sub District | | | | Jumlah/ Total |
|----------------------|-------------------------|--------------|---------------|----------------|------------------|
| | Blang Mangat | Muara Dua | Muara Satu | Banda Sakti | |
| (1) | (2) | (3) | (4) | (5) | (6) |
| Januari/ January | 7 | 16 | 10 | 42 | 75 |
| Februari/ February | 8 | 12 | 11 | 33 | 64 |
| Maret/ March | 3 | 17 | 10 | 27 | 57 |
| April/ April | 8 | 16 | 11 | 30 | 65 |
| Mei/ May | 9 | 20 | 10 | 60 | 99 |
| Juni/ June | 14 | 45 | 17 | 65 | 141 |
| Juli/ July | 10 | 9 | 20 | 35 | 74 |
| Agustus/ August | 6 | 19 | 9 | 27 | 61 |
| September/ September | 12 | 21 | 11 | 48 | 92 |
| Oktober/ October | 10 | 26 | 18 | 45 | 99 |
| November/ November | 12 | 20 | 15 | 30 | 77 |
| Desember/ December | 14 | 19 | 15 | 42 | 90 |
| Jumlah/ Total | 113 | 240 | 157 | 484 | 994 |

Sumber/Source : Dinas Kependudukan dan Pencatatan Sipil Lhokseumawe/ Resident and Civil Registration Office of Lhokseumawe

Tabel 3.1.13 Realisasi Penerbitan Akte Perkawinan Per Bulan, 2020
Tabel Marriage Certificate Issued per Month, 2020

| Bulan/ Month | Kecamatan/ Sub District | | | | Jumlah/ Total |
|----------------------|-------------------------|--------------|---------------|----------------|------------------|
| | Blang Mangat | Muara Dua | Muara Satu | Banda Sakti | |
| (1) | (2) | (3) | (4) | (5) | (6) |
| Januari/ January | 0 | 0 | 0 | 1 | 1 |
| Februari/ February | 0 | 0 | 0 | 0 | 0 |
| Maret/ March | 0 | 0 | 0 | 1 | 1 |
| April/ April | 0 | 0 | 0 | 0 | 0 |
| Mei/ May | 0 | 0 | 0 | 1 | 1 |
| Juni/ June | 0 | 0 | 0 | 2 | 2 |
| Juli/ July | 0 | 0 | 0 | 2 | 2 |
| Agustus/ August | 0 | 0 | 0 | 1 | 1 |
| September/ September | 0 | 0 | 0 | 0 | 0 |
| Oktober/ October | 0 | 0 | 0 | 0 | 0 |
| November/ November | 0 | 0 | 0 | 1 | 1 |
| Desember/ December | 0 | 0 | 0 | 0 | 0 |
| Jumlah/Total | 0 | 0 | 0 | 9 | 9 |

Sumber/Source : Dinas Kependudukan dan Pencatatan Sipil Lhokseumawe/ Resident and Civil Registration Office of Lhokseumawe

POPULATION AND EMPLOYMENT

Tabel 3.1.14 Jumlah Pengeluaran Paspor RI Dalam Wilayah Hukum Kantor Imigrasi Lhokseumawe, 2019
Number of Indonesian Passport Issued in Immigration Office of Lhokseumawe Jurisdiction, 2019

| Bulan/ Month | Jenis Kelamin/ Gender | | |
|----------------------|-----------------------|----------------------|------------------|
| | Laki-Laki/ Male | Perempuan/ Female | Jumlah/ Total |
| (1) | (2) | (3) | (4) |
| Januari/ January | 1 071 | 902 | 1 973 |
| Februari/ February | 992 | 777 | 1 769 |
| Maret/ March | 973 | 891 | 1 864 |
| April/ April | 807 | 568 | 1 375 |
| Mei/ May | 631 | 391 | 1 022 |
| Juni/ June | 459 | 285 | 744 |
| Juli/ July | 1 037 | 639 | 1 676 |
| Agustus/ August | 526 | 446 | 972 |
| September/ September | 691 | 507 | 1 198 |
| Oktober/ October | 755 | 543 | 1 298 |
| November/ November | 713 | 541 | 1 254 |
| Desember/ December | 807 | 639 | 1 446 |
| Jumlah/ Total | 9 462 | 7 129 | 16 591 |

Sumber/Source : Kantor Imigrasi Lhokseumawe/ Immigration Office of Lhokseumawe

3.2 KETENAGAKERJAAN/EMPLOYMENT

Tabel 3.2.1 Jumlah Penduduk Berumur 15 Tahun Ke atas Menurut Jenis Kegiatan Selama Seminggu yang Lalu dan Jenis Kelamin di Kota Lhokseumawe, *Population Aged 15 Years and Over by Type of Activity During The Previous Week and Sex in Lhokseumawe Municipality, 2019*

| Kegiatan Utama/Main Activity | Jenis Kelamin | | Jumlah Total |
|---|-----------------|------------------|---------------|
| | Laki-Laki /Male | Perempuan /Women | |
| (1) | (2) | (3) | (4) |
| Angkatan Kerja /Economically Active | | | |
| Bekerja/Working | 51 350 | 31 346 | 82 696 |
| Pengangguran/Unemployment | 7 176 | 4 086 | 11 262 |
| Bukan Angkatan Kerja/ Economically In Active | | | |
| Sekolah/Attending School | 7 172 | 9 622 | 16 794 |
| Mengurus Rumah Tangga / Housekeeping | 1 600 | 27 974 | 29 574 |
| Lainnya/Others | 6 221 | 2 195 | 8 416 |
| Jumlah/Total | 14 993 | 39 791 | 54 784 |

Sumber/Source: Badan Pusat Statistik Kota Lhokseumawe/ *BPS-Statistics of Lhokseumawe Municipality*

POPULATION AND EMPLOYMENT

Tabel 3.2.2 Jumlah Penduduk Berumur 15 Tahun Ke atas Menurut Pendidikan Tertinggi yang ditamatkan dan Jenis Kegiatan Selama Seminggu Selama yang Lalu di Kota Lhokseumawe, *Population Aged 15 Years and Over by Educational Attainment and Type of Activity during Previous Week in Lhokseumawe Municipality, 2019*

| Bulan/ Month | Angkatan Kerja /Economically Active | | |
|---|--|-------------------------------|------------------|
| | Bekerja/ Working | Pengangguran /Unemployment | Jumlah/ Total |
| (1) | (2) | (3) | (4) |
| Tidak/Belum Tamat SD/ Not Yed Completed Primary School | 0 | 0 | 0 |
| Sekolah Dasar/Primary School | 16 082 | 270 | 16 352 |
| SMP/ Junior High School | 10 428 | 679 | 11 107 |
| SMA/Senior High Scholl SMA Kejuruan/Vacational Senior High School | 36 508 | 7 012 | 43 520 |
| Diploma I/II/III/ Diploma | 4 167 | 807 | 4 974 |
| Universitas/University | 15 511 | 2 494 | 18 005 |
| Jumlah/ Total | 82 696 | 11 262 | 93 958 |

Sumber/Source: Badan Pusat Statistik Kota Lhokseumawe/ *BPS-Statistics of Lhokseumawe Municipality*

Tabel 3.2.3 Jumlah Penduduk Berumur 15 Tahun Ke atas yang Bekerja Selama Seminggu yang Lalu Menurut Status Pekerjaan dan Jenis Kelamin di Kota Lhokseumawe,
Population Aged 15 Years and Over who Worked During Previous week by Main Employment Status and Sex Lhokseumawe Municipality, 2019

| Kegiatan Utama/Main Activity | Jenis Kelamin | | Jumlah Total |
|---|-----------------|------------------|--------------|
| | Laki-Laki /Male | Perempuan /Women | |
| (1) | (2) | (3) | (4) |
| Berusaha sendiri | 10 608 | 6 941 | 17 549 |
| Berusaha dibantu buruh tidak tetap/pekerja keluarga/tidak | 2 029 | 1 645 | 3 674 |
| Berusaha dibantu buruh tetap dan dibayar | 2 350 | 538 | 2 888 |
| Buruh/karyawan/pegawai | 24 916 | 17 085 | 42 001 |
| Pekerja bebas di pertanian | 1 906 | 196 | 2 102 |
| Pekerja bebas di nonpertanian | 7 715 | 1 288 | 9 003 |
| Pekerja keluarga/tidak dibayar | 1 826 | 3 653 | 5 479 |

<https://lhokseumawekota.bps.go.id>

4

SOSIAL DAN KESEJAHTERAAAN RAKYAT

SOCIAL AND WELFARE

<https://lhokseumaweko.bps.go.id>

<https://hokseumawekota.bps.go.id>

4. SOSIAL DAN KESEJAHTERAAN RAKYAT/ SOCIAL WELFARE

Jumlah Sekolah Menurut Jenjang Pendidikan



78 Unit

SD/MI



48 Unit

SMP/MTsN



32 Unit

SMA/MAN

Jumlah Sarana Kesehatan



9 Unit

RUMAH SAKIT



7 Unit

PUSKESMAS



46 Unit

POSKESDES

<https://lhokseumawekota.bps.go.id>

PENJELASAN TEKNIS

1. Tidak/belum pernah sekolah adalah mereka yang tidak pernah atau belum pernah terdaftar dan tidak pernah atau belum pernah aktif mengikuti pendidikan di suatu jenjang pendidikan formal. Termasuk juga yang tamat/belum tamat taman kanak-kanak tetapi tidak melanjutkan ke sekolah dasar.
2. Masih bersekolah adalah mereka yang terdaftar dan aktif mengikuti pendidikan formal dan nonformal (Paket A, B, atau C), baik pendidikan dasar, menengah maupun pendidikan tinggi. Bagi mahasiswa yang sedang cuti dianggap masih bersekolah.
3. Tidak bersekolah lagi adalah mereka yang pernah terdaftar dan aktif mengikuti pendidikan di suatu jenjang pendidikan formal dan nonformal (Paket A, B, atau C), tetapi pada saat pencacahan tidak lagi terdaftar dan tidak aktif mengikuti pendidikan.
4. Tamat sekolah adalah menyelesaikan pelajaran yang ditandai dengan lulus ujian akhir pada kelas atau tingkat terakhir suatu jenjang pendidikan di sekolah negeri maupun swasta dengan mendapatkan tanda tamat belajar/ijazah. Seseorang yang belum mengikuti pelajaran pada kelas tertinggi tetapi telah mengikuti ujian

TECHNICAL NOTES

1. *Not/never attending school is someone who has never attended or never been registered in a formal education, such as primary, secondary, and tertiary education. Those who just completed kindergarten are considered as never attended school.*
2. *Attending school is someone who is currently attending primary, secondary, or tertiary education, including package A, package B, or package C. College student who postpones his/her study is considered as attending school.*
3. *Not attending school anymore is someone who had enrolled and participated in formal and non-formal education in the past including package A, package B, or package C, but currently does not attend school.*
4. *Completed particular level of education is someone who has completed particular level of education in private or public school and accepting graduation certificate. Someone who has never attended the highest grade but passed the final exam is considered as completed particular level of education.*

SOCIAL AND WELFARE

akhir dan lulus dianggap tamat sekolah.

5. Dapat membaca dan menulis artinya dapat membaca dan menulis kata-kata/kalimat sederhana dengan suatu aksara tertentu.
 6. Jalur Pendidikan di Indonesia terdiri atas 1) pendidikan formal, 2) pendidikan nonformal, dan 3) pendidikan informal yang ketiganya dapat saling melengkapi dan memperkaya (Undang-Undang No. 20 Tahun 2013 tentang Sistem Pendidikan Nasional).
 7. Jenjang Pendidikan Formal terdiri atas pendidikan dasar, pendidikan menengah, dan pendidikan tinggi. Jenis pendidikan yang diajarkan mencakup pendidikan umum, kejuruan, akademik, profesi, vokasi, keagamaan, dan khusus.
 - a. Pendidikan Dasar berbentuk Sekolah Dasar (SD) dan Madrasah Ibtidaiyah (MI) atau bentuk lain yang sederajat serta Sekolah Menengah Pertama (SMP) dan Madrasah Tsanawiyah (MTs), atau bentuk lain yang sederajat.
 - b. Pendidikan Menengah berbentuk Sekolah Menengah Atas (SMA), Madrasah Aliyah (MA), Sekolah Menengah Kejuruan (SMK), dan Madrasah Aliyah Kejuruan (MAK), atau bentuk lain yang sederajat.
 - c. Pendidikan Tinggi merupakan
5. *Able to read and write is the ability to read and write at least a simple sentence in any letter of alphabets.*
 6. *The Education System in Indonesia consists of 1) a formal education, 2) non-formal education, and 3) informal education that all three can be complementary and enriching (Law No. 20 Year 2013 about The National Education System).*
 7. *The Formal Education Level consists of primary education, secondary education, and high education. The kind of education that taught consists of general education, vocational, academic, professional, religious, and specific education.*
 - a. *The Primary Education consists of Elementary School and Islamic Elementary School or other equivalent forms and Junior High School and MTs, or other equivalent forms.*
 - b. *The Secondary Education consists of the senior high school, MA, Vocational School, and Vocational Madrasah Aliyah, or other equivalent forms.*
 - c. *The High Education consists of the education level after the secondary education that consists of diplomas, bachelor, master,*

jenjang pendidikan setelah pendidikan menengah yang mencakup program pendidikan diploma, sarjana, magister, spesialis, dan doktor yang diselenggarakan oleh perguruan tinggi. Perguruan tinggi dapat berbentuk akademi, politeknik, sekolah tinggi, institut, atau universitas.

8. Rumah Sakit adalah tempat pemeriksaan dan perawatan kesehatan, biasanya berada di bawah pengawasan dokter/tenaga medis, yang melayani penderita yang sakit untuk berobat rawat jalan atau rawat inap.
 9. Rumah Sakit Bersalin adalah rumah sakit khusus untuk persalinan, dilengkapi pelayanan spesialis pemeriksaan kehamilan, persalinan, rawat inap dan rawat jalan ibu dan anak yang berada di bawah pengawasan dokter spesialis kandungan.
 10. Rumah Bersalin adalah sarana pelayanan kesehatan dengan izin sebagai rumah bersalin, dilengkapi pelayanan pemeriksaan kehamilan, persalinan serta pemeriksaan ibu dan anak yang berada di bawah pengawasan bidan senior.
 11. Poliklinik adalah sarana kesehatan yang dipakai untuk pelayanan berobat jalan, biasanya berada di bawah *specialist, and doctoral degrees that are held by the college. The colleges can be academy, polytechnic, high school, institute, or university.*
8. *Hospital is a place for health check, usually controlled/supervised by doctors/medical personnel to serve the ill patients to get outpatient or inpatient treatment services.*
 9. *Maternity Hospital is a specialized hospital for childbirth, has specialist inspection service to pregnancy, childbirth, hospitalization and outpatient for mothers and children that is under the supervision of an obstetrician.*
 10. *Maternity House is health care facility with a license as a maternity house, equipped with prenatal care, childbirth and examination of mothers and children which is under the supervision of a senior midwife.*
 11. *Polyclinic is a health facility in which to get outpatient services, usually under the control of doctor/medical personnel.*

- pengawasan dokter/tenaga medis.
12. Puskesmas (Pusat Kesehatan Masyarakat) adalah unit pelaksana teknis dinas kesehatan kabupaten/kota yang mempunyai fungsi utama sebagai penyelenggara pelayanan kesehatan tingkat pertama. Wilayah kerja puskesmas maksimal adalah satu kecamatan dan untuk dapat menjangkau wilayah kerjanya, puskesmas mempunyai jaringan pelayanan yang meliputi unit Puskesmas Pembantu (Pustu), unit Puskesmas Keliling (Puskel), dan unit bidan desa/komunitas (Peraturan Menteri Kesehatan RI No. 75 Tahun 2014 Tentang Pusat Kesehatan Masyarakat).
 13. Apotek adalah suatu tempat tertentu yang digunakan untuk melakukan pekerjaan kefarmasian, dan penyaluran/penjualan obat atau bahan farmasi dan perbekalan kesehatan lainnya kepada masyarakat yang dikelola oleh tenaga apoteker (Peraturan Menteri Kesehatan RI No. 1332 Tahun 2002 Tentang Perubahan Atas Peraturan Menteri Kesehatan RI No. 922/MENKES/PER/X/1993 Tentang Ketentuan dan Tata Cara Pemberian Izin Apotek).
 14. Imunisasi adalah memasukkan kuman atau racun penyakit tertentu yang sudah dilemahkan (vaksin) ke dalam tubuh dengan cara disuntik atau diminum (diteteskan dalam mulut)
 12. *Public Health Center is technical implementation unit of regency health department that have the primary function as a first-level health care providers. The working area standard of public health center is one district and to reach their working areas, public health centers have a service network covering subsidiary of public health center, mobile public health center units, and midwife units (Regulation of the Minister of Health of Indonesia Number 75 Year 2014 about Public Health Center).*
 13. *Pharmacy is a specific place that is used for pharmaceutical jobs, and distribution/sale of drugs/pharmaceuticals and other medical supplies to people that are administered by trained pharmacist (Regulation of the Minister of Health of Indonesia Number 1332 Year 2002 about the Changes of Regulation of the Minister of Health of Indonesia Number 922/MENKES/PER/X/1993 about Pro-vision and Procedures for Administration of Licensed Pharmacies).*
 14. *Immunization is putting enervated microbe of a certain disease into human body by injection or drinking (dropping into mouth) to make the body immune to that disease.*
 15. *Health complaint is a condition where*

dengan maksud agar terjadi kekebalan tubuh terhadap penyakit tersebut.

15. Keluhan kesehatan adalah keadaan seseorang yang mengalami gangguan kesehatan atau kejiwaan, baik karena penyakit akut, penyakit kronis, kecelakaan, kriminal, atau hal lain.
16. Mengobati sendiri adalah upaya oleh anggota rumah tangga/keluarga dengan melakukan pengobatan sendiri tanpa datang ke tempat fasilitas kesehatan atau memanggil dokter/petugas kesehatan ke rumahnya (misal minum obat modern, jamu, kerokan, kompres, kop, pijat) agar sembuh atau menjadi lebih ringan keluhan kesehatannya.
17. Angka penemuan kasus tuberkulosis adalah jumlah kasus baru tuberkulosis (TB) dan kasus TB yang didiagnosis kambuh yang diobati dalam program penanggulangan TB nasional dan dilaporkan kepada WHO, dibagi dengan perkiraan WHO terhadap jumlah kasus insiden tuberkulosis pada tahun yang sama, dinyatakan sebagai persentase.
18. Angka keberhasilan pengobatan *tuberculosis smear positive*/Basil Tahan Asam (BTA) positif adalah proporsi (dinyatakan sebagai persentase) kasus TB BTA positif yang terdaftar di bawah program pengendalian TB nasional pada tahun tertentu yang dinyatakan

a person has health or mental problems because of acute illness, chronically illness, accident, crimes, or others.

16. *Self treatment is an effort of household members/family to have a health treatment by themselves without visiting health facilities or a doctor/health personnel (for instance, by taking modern medicine, herb medicine, chief with a coin, compress, cupping suction, massage) in order to recover from illness or reduce the health complaint.*
17. *The case detection rate for all forms of tuberculosis is the number of new and replase tuberculosis cases diagnosed and treated in national tuberculosis control programmes and notified to WHO, divided by WHO's estimate of the number of incident tuberculosis cases for the same year, expressed as a percentage.*
18. *The treatment success rate for new pulmonary smear-positive tuberculosis cases is the proportion (expressed as a percentage) of new smear-positive tuberculosis cases registered under a national tuberculosis control programme in a given year that succesfully completed treatment. With or without bacteriological evidence of succes ("cured" and "treatment completed" respectively).*

berhasil menyelesaikan pengobatan. Dengan atau tanpa bukti bakteriologi keberhasilan (“sembuh” dan “menyelesaikan pengobatan” masing-masing).

19. Kasus kumulatif AIDS adalah kumulatif kasus AIDS sampai dengan referensi waktu tertentu.
20. BCG (*Bacillus Calmette Guerin*) merupakan vaksinasi untuk mencegah penyakit TBC, diberikan pada bayi baru lahir atau anak, dengan suntikan pada kulit pangkal lengan atas. Bekas suntikan kemudian akan membentuk tonjolan kecil jaringan parut pada kulit lengan atas. Suntikan BCG diberikan kepada anak sebanyak 1 kali.
21. DPT (Difteri, Pertusis, Tetanus) merupakan vaksin untuk mencegah penyakit Difteri, Pertusis, dan Tetanus yang diberikan pada bayi berumur 3 bulan ke atas, dengan suntikan pada paha, diulang 1 bulan dan 2 bulan kemudian, sehingga suntikan imunisasi DPT lengkap pada balita berjumlah 3 kali (kadang-kadang selang waktu antar suntikan bisa lebih dari 1 bulan).
22. Luas lantai adalah luas lantai yang ditempati dan digunakan untuk keperluan sehari-hari (sebatas atap).
19. *Cummulative AIDS case is cummulative AIDS cases with reference to a particular time.*
20. *BCG (Bacillus Calmette Guerin) is a vaccine to prevent TBC disease, given to newborns or children, by injection at the base of the skin of the upper arm. Injection site will form little bumps of scar tissue in the skin of the upper arm. BCG injections given to children 1 times.*
21. *DPT (Diphtheria, Pertussis, Tetanus) is a vaccine to prevent the diphtheria, pertussis, and tetanus disease, given to infants aged 3 months and above, with a shot in the thigh, repeated one month and two months later, so that the complete DPT immunization shots at toddler totaling 3 times (sometimes the time interval between injections can be more than 1 month).*
22. *Floor area is the total area which is occupied and utilized daily.*
23. *Pipe water is a water source that comes from water that has been through a process of purification and sanitation before distribute to consumers through an instalation of*

23. Air leding adalah sumber air yang berasal dari air yang telah melalui proses penjernihan dan penyehatan sebelum dialirkan kepada konsumen melalui instalasi berupa saluran air. Sumber air ini biasanya diusahakan oleh PAM/PDAM/BPAM. Termasuk dalam hal ini air leding yang didapat secara eceran.

water lines. This water source is usually distributed by PAM/PDAM/BPAM. This include a pipe water that sold at retail.

24. Sumur terlindung adalah air yang berasal dari dalam tanah yang digali dan lingkaran sumur tersebut dilindungi oleh tembok paling sedikit 0,8 meter di atas tanah dan 3 meter ke bawah tanah, serta ada lantai semen sejauh 1 meter dari lingkaran sumur.

24. *Protected wells is water that comes from the soil were excavated and the circumference of the well was protected by walls at least 0.8 meters above ground and 3 meters underground, and cement floor as far as 1 meter from the well circumference.*

25. Status penguasaan bangunan tempat tinggal milik sendiri adalah jika tempat tinggal tersebut pada waktu pencacahan betul-betul sudah milik kepala rumah tangga atau salah seorang anggota rumah tangga. Rumah yang dibeli secara angsuran melalui kredit bank atau rumah dengan status sewa beli dianggap rumah milik sendiri.

25. *Own ownership property status is a status of dwelling occupied belongs to the head of household or one of the household member. Houses bought through bank credit or houses with leasing status were also categorized as an own property.*

26. Peristiwa tindak pidana yang dilaporkan ialah setiap peristiwa yang diterima kepolisian dari laporan masyarakat, atau peristiwa dimana pelakunya tertangkap tangan oleh kepolisian.

26. *Reported crime incidence includes all criminal cases reported and received by police office, and all crimes caught by police.*

27. Jumlah tindak pidana menggambarkan jumlah kasus tindak pidana yang terjadi pada kurun waktu

27. *Crime total refers to the number of criminal cases occurring during a given period.*

28. *Crime rate*

$$= \frac{\text{Number of criminal cases year } t}{\text{Total population year } t} \times 100.000$$

tertentu.

28. Resiko penduduk terjadi tindak pidana per 100.000 penduduk

$$= \frac{\text{Jumlah tindak pidana tahun } t}{\text{Jumlah penduduk tahun } t} \times 100.000$$

Resiko penduduk terjadi tindak pidana per 100.000 penduduk mengindikasikan peluang penduduk berisiko terkena tindak pidana. Biasanya dinyatakan dalam setiap 100.000 penduduk.

29. Selang waktu terjadi tindak pidana tahun t

$$= \frac{365 \times 24 \times 60 \times 60}{\text{Jumlah tindak pidana tahun } t} \times (\text{detik})$$

Selang waktu terjadi tindak pidana tahun t mengindikasikan selang waktu terjadinya satu tindak kejahatan dengan kejahatan yang lain.

30. Persentase penyelesaian tindak pidana

$$= \frac{\text{Jumlah tindak pidana yang diselesaikan}}{\text{Jumlah peristiwa tindak pidana yang dilaporkan}} \times 100\%$$

Persentase penyelesaian peristiwa tindak pidana menyatakan persentase penyelesaian tindak pidana oleh polisi. Suatu tindak pidana dinyatakan sebagai kasus yang selesai di tingkat kepolisian, apabila:

1. berkas perkaranya sudah siap untuk diserahkan atau telah

Crime rate indicates the probability of population exposed to risk of crime, expressed in every 100,000 people.

29. *Crime clock*

$$= \frac{365 \times 24 \times 60 \times 60}{\text{Number of criminal cases year } t} \times (\text{second})$$

Crime clock indicates the time interval of occurrence between one crime to another crime.

30. *Crime clearance rate*

$$= \frac{\text{Number of cleared criminal cases}}{\text{Number of reported criminal cases}} \times 100\%$$

Crime clearance rate refers to percentage of crime clearance by police. A criminal case is categorized as a cleared case by police, if:

1. *All documents are ready to submit or already submitted to justice court;*
2. *In the case of attense that warrants complaint, the complaint was withdraw within a given period state in the law;*
3. *The case was cleared by police based on the principle of plichmatigheid (obligation on the basis of law authority);*
4. *The case was not the responsibility of police office;*

- diserahkan kepada kejaksaan;
2. dalam hal delik aduan, pengaduannya dicabut dalam tenggang waktu yang telah ditentukan menurut undang-undang;
 3. telah diselesaikan oleh kepolisian berdasarkan azas plichtmatigheid (kewajiban berdasarkan kewenangan hukum);
 4. kasus yang dimaksud tidak termasuk kompetensi kepolisian
 5. tersangka meninggal dunia;
 6. kasus kadaluwarsa.
31. Bencana Alam adalah peristiwa atau serangkaian peristiwa yang mengancam dan mengganggu kehidupan/penghidupan masyarakat yang disebabkan oleh faktor alam antara lain berupa gempa bumi, tsunami, gunung meletus, banjir, kekeringan, angin topan, dan tanah longsor sehingga mengakibatkan kerugian materi maupun non-materi.
 32. Korban meninggal adalah orang yang dilaporkan tewas atau meninggal dunia akibat bencana.
 33. Korban hilang adalah orang yang dilaporkan hilang atau tidak ditemukan atau tidak diketahui keberadaannya setelah terjadi bencana.
 34. Korban luka/sakit adalah orang yang mengalami luka-luka atau sakit, dalam keadaan luka ringan, luka sedang
5. *The suspect died;*
 6. *The case was out of date.*
31. *Natural Disaster is an event or series of events that threaten and disrupt the lives and livelihoods caused by natural factors such as: earthquake, tsunami, volcanic eruption, flood, flash flood, drought, typhoon/cyclone, and landslide so it can lead to result in loss of material and non-material.*
 32. *Fatality is a person reported killed or death in the wake of a disaster.*
 33. *Missing person is a person reported missing or who cannot be located or who cannot be accounted for in the wake of a disaster.*
 34. *Casualty is a person suffering injury or illness, in a state of light injury, moderate injury, or heavy injury, which in undergoing treatment as either an outpatient or inpatient.*
 35. *Severely damaged is the criteria of damage that resulted most buildings collapsed or damaged its structural components.*
 36. *Damaged is the criteria of damage*

- maupun luka parah/berat, baik yang berobat jalan maupun rawat inap.
35. Rusak Berat adalah kriteria kerusakan yang mengakibatkan bangunan roboh atau sebagian besar komponen struktur rusak.
 36. Rusak sedang adalah kriteria kerusakan yang mengakibatkan sebagian kecil komponen struktur rusak, dan komponen penunjang rusak namun bangunan masih tetap berdiri.
 37. Rusak ringan adalah kriteria kerusakan yang mengakibatkan sebagian komponen struktur retak (struktur masih bisa digunakan) dan bangunan masih tetap berdiri.
 38. Untuk mengukur kemiskinan, BPS menggunakan konsep kemampuan memenuhi kebutuhan dasar (*basic needs approach*). Dengan pendekatan ini, kemiskinan dipandang sebagai ketidakmampuan dari sisi ekonomi untuk memenuhi kebutuhan dasar makanan dan bukan makanan yang diukur dari sisi pengeluaran. Metode yang digunakan adalah menghitung Garis Kemiskinan (GK), yang terdiri dari dua komponen yaitu Garis Kemiskinan Makanan (GKM) dan Garis Kemiskinan Non-Makanan (GKNM). Penghitungan Garis Kemiskinan dilakukan secara terpisah untuk daerah perkotaan dan perdesaan.
 39. Penduduk miskin adalah penduduk *that resulted defective fraction of structural components and supporting components damaged, but the building still stands.*
 37. *Lightly damaged is the criteria of damage that resulted partially cracked structural components, but the structure still can be used and the building still stands.*
 38. *To measure poverty, BPS-Statistics Indonesia has used the concept of basic needs approach. Therefore, poverty is viewed as economic inability to fulfill food and non-food basic needs which are measured by consumption/expenditure. The method used is calculating poverty line, which consists of two components that are Food Poverty Line (FPL) and Non-Food Poverty Line (NFPL). The poverty line was calculated separately for urban and rural areas.*
 39. *A person whose expenditure per capita per month is below the poverty line is considered to be poor.*
 40. *The Food Poverty Line refers to the daily minimum requirement of 2,100 kcal per capita per day. The Non-Food Poverty Line refers to the minimum*

yang memiliki rata-rata pengeluaran per kapita per bulan di bawah Garis Kemiskinan.

requirement for household necessities for clothing, education, health, and other basic individual needs.

40. Garis Kemiskinan Makanan (GKM) merupakan nilai pengeluaran kebutuhan minimum makanan yang disetarakan dengan 2.100 kkalori per kapita per hari. Garis Kemiskinan Non-Makanan (GKNM) adalah kebutuhan minimum untuk perumahan, sandang, pendidikan, kesehatan, dan kebutuhan dasar lainnya.

41. *Poverty Measures*

a. *Head Count Index (HCI-P₀) simply measures the percentage of the population that is counted as poor, often denoted by P₀.*

b. *Poverty Gap Index-P₁ measures the extent to which individuals fall below the poverty line (the poverty gaps) as a proportion of the poverty line. Higher value of the index shows that the gap between average expenditure of the poor and the poverty line is wider.*

c. *Poverty Severity Index-P₂ describes inequality among the poor. This is simply a weighted sum of poverty gaps (as a proportion of the poverty line), where the weights are the proportionate poverty gaps themselves. Hence, by squaring the poverty gap index, the measure implicitly puts more weight on observations that fall well below the poverty line. Higher value of the index shows that inequality among the poor is higher.*

41. Ukuran Kemiskinan

a. *Head Count Index (HCI-P₀)* adalah persentase penduduk miskin yang berada di bawah Garis Kemiskinan (GK).

b. Indeks Kedalaman Kemiskinan (*Poverty Gap Index-P₁*) merupakan ukuran rata-rata kesenjangan pengeluaran masing-masing penduduk miskin terhadap garis kemiskinan. Semakin tinggi nilai indeks, semakin jauh rata-rata pengeluaran penduduk dari garis kemiskinan.

c. Indeks Keparahan Kemiskinan (*Poverty Severity Index-P₂*) memberikan gambaran mengenai penyebaran pengeluaran di antara penduduk miskin. Semakin tinggi nilai indeks, semakin tinggi ketimpangan pengeluaran di antara penduduk miskin.

Foster-Greer-Thorbecke (1984) developed poverty measures that may be written as:

Foster-Greer-Thorbecke (1984) merumuskan suatu ukuran yang digunakan untuk mengukur tingkat

$$P_{\alpha} = \frac{1}{n} \sum_{i=1}^q \left[\frac{z - y_i}{z} \right]^{\alpha}$$

kemiskinan sebagai berikut:

$$P_a = \frac{1}{n} \sum_{i=1}^q \left[\frac{z - y_i}{z} \right]^a$$

dimana:

a=0, 1, 2

z=Garis kemiskinan

y_i =Rata-rata pengeluaran perkapita sebulan penduduk yang berada di bawah garis kemiskinan (i=1,2,...,q), $y_i < z$

q=Banyaknya penduduk yang berada di bawah garis kemiskinan

n=Jumlah penduduk

Jika a=0, diperoleh *Head Count Index* (P0), jika a=1 diperoleh indeks kedalaman kemiskinan (*Poverty Gap Index-P1*) dan jika a=2 disebut indeks keparahan kemiskinan (*Poverty Severity Index-P2*).

42. Indeks Pembangunan Manusia (IPM) menjelaskan bagaimana penduduk dapat mengakses hasil pembangunan dalam memperoleh pendapatan, kesehatan, pendidikan dan sebagainya. IPM diperkenalkan oleh UNDP pada tahun 1990 dan dipublikasikan secara berkala dalam laporan tahunan Human Development Report (HDR). IPM dibentuk oleh 3 (tiga) dimensi dasar: Umur panjang dan hidup sehat; pengetahuan; dan standar hidup layak.

where:

a=0, 1, 2

z=the poverty line

y_i =Average expenditure per capita per month of the poor (i=1,2,...,q), $y_i < z$

q=the number of poor

n=the total population

if a=0 is obtained *Head Count Index* (P0), if a=1 is obtained *Poverty Gap Index-P1*, and if a=2 is obtained *Poverty Severity Index-P2*.

42. The Human Development Index (HDI) explains how people can access development results in obtaining income, health, education and so forth. HDI was introduced by United Nations Development Programme (UNDP) in 1990 and published periodically in the annual report of the Human Development Report. HDI was formed by three basic dimensions: a long and healthy life; knowledge; and a decent standard of living.

4.1 PENDIDIKAN/EDUCATION

Tabel 4.1.1 Jumlah Sekolah ,Guru, dan Murid Taman Kanak-Kanak di Bawah Kementerian Pendidikan dan Kebudayaan Menurut Kecamatan, 2020/2021
Number of Schools, Teachers, and Pupils in Kindergarten Under The Ministry of Education and Culture by Subdistrict, 2019/2020

| Kecamatan/ Sub District | TK/ Kindergarten | | Jumlah/ Total |
|----------------------------|-------------------|--------------------|------------------|
| | Negeri/ Public | Swasta/ Private | |
| (1) | (2) | (3) | (4) |
| Blang Mangat | 1 | 11 | 12 |
| Muara Dua | 1 | 19 | 20 |
| Muara Satu | 2 | 15 | 17 |
| Banda Sakti | 1 | 31 | 32 |
| Jumlah/Total | 5 | 76 | 81 |

Sumber/Source: Dinas Pendidikan dan Kebudayaan Kota Lhokseumawe/Education and Culture Office of Lhokseumawe

SOCIAL AND WELFARE

LANJUTAN TABEL/CONTINUED TABEL 4.1.1

| Kecamatan/ <i>Sub District</i> | Guru/Teachers | | Jumlah/ <i>Total</i> |
|-----------------------------------|--------------------------|---------------------------|-------------------------|
| | Negeri/ <i>Public</i> | Swasta/ <i>Private</i> | |
| (1) | (2) | (3) | (4) |
| Blang Mangat | 12 | 57 | 69 |
| Muara Dua | 7 | 93 | 100 |
| Muara Satu | 22 | 80 | 102 |
| Banda Sakti | 13 | 191 | 204 |
| Jumlah/ <i>Total</i> | 51 | 421 | 472 |

LANJUTAN TABEL/CONTINUED TABEL 4.1.1

| Kecamatan/ Sub District | Murid/Pupils | | Jumlah/ Total |
|----------------------------|-------------------|--------------------|------------------|
| | Negeri/ Public | Swasta/ Private | |
| (1) | (2) | (3) | (4) |
| Blang Mangat | 47 | 332 | 379 |
| Muara Dua | 15 | 779 | 685 |
| Muara Satu | 183 | 451 | 644 |
| Banda Sakti | 50 | 1 576 | 1 529 |
| Jumlah/ Total | 295 | 2 942 | 3 237 |

Sumber/Source: Dinas Pendidikan dan Kebudayaan Kota Lhokseumawe/Education and Culture Office of Lhokseumawe

SOCIAL AND WELFARE

Tabel 4.1.2 Jumlah Sekolah ,Guru, dan Murid Taman Raudhatul Athfal (RA) di Bawah Kementerian Agama Menurut Kecamatan, 2018/2019 – 2019/2020
Number of Schools, Teachers, and Pupils in Raudhatul Athfal (RA) Under The Ministry of Religious Affairs by Subdistrict, 2018/2019 – 2019/2020

| Kecamatan/ Sub District | Sekolah/Schools | | Jumlah/ Total |
|----------------------------|-----------------|------------|------------------|
| | 2018/2019 | 2019/2020 | |
| (1) | (2) | (3) | (4) |
| Blang Mangat | 7 | ... | 7 |
| Muara Dua | 7 | ... | 7 |
| Muara Satu | 5 | ... | 5 |
| Banda Sakti | 3 | ... | 3 |
| Jumlah/Total | 22 | ... | 22 |

LANJUTAN TABEL/CONTINUED TABEL 4.1.2

| Kecamatan/ <i>Sub District</i> | Guru/Teachers | | Jumlah/ <i>Total</i> |
|-----------------------------------|---------------|------------|-------------------------|
| | 2018/2019 | 2019/2020 | |
| (1) | (2) | (3) | (4) |
| Blang Mangat | 44 | ... | 44 |
| Muara Dua | 42 | ... | 42 |
| Muara Satu | 32 | ... | 32 |
| Banda Sakti | 22 | ... | 22 |
| Jumlah/Total | 116 | ... | 116 |

SOCIAL AND WELFARE

LANJUTAN TABEL/CONTINUED TABEL 4.1.2

| Kecamatan/ <i>Sub District</i> | Murid/Pupils | | Jumlah/ <i>Total</i> |
|-----------------------------------|--------------|-------------|-------------------------|
| | 2018/2019 | 2019/2020 | |
| (1) | (2) | (3) | (4) |
| Blang Mangat | 235 | ... | 235 |
| Muara Dua | 254 | ... | 254 |
| Muara Satu | 167 | ... | 167 |
| Banda Sakti | 129 | ... | 129 |
| Jumlah/Total | 785 | | 785 |

Sumber/Source: Dinas Pendidikan dan Kebudayaan Kota Lhokseumawe/Education and Culture Office of Lhokseumawe

Tabel 4.1.3 Jumlah Sekolah ,Guru, dan Murid Sekolah Dasar (SD) di Bawah Kementerian Pendidikan dan Kebudayaan Menurut Kecamatan, 2020/2021
Number of Schools, Teachers, and Pupils in Primary Schools Under The Ministry of Education and Culture by Subdistrict, 2020/2021

| Kecamatan/ Sub District | Sekolah/Schools | | Jumlah/ Total |
|----------------------------|-------------------|--------------------|------------------|
| | Negeri/ Public | Swasta/ Private | |
| (1) | (2) | (3) | (4) |
| Blang Mangat | 13 | 1 | 14 |
| Muara Dua | 15 | 3 | 18 |
| Muara Satu | 8 | - | 8 |
| Banda Sakti | 22 | 9 | 31 |
| Jumlah/ Total | 58 | 13 | 71 |

SOCIAL AND WELFARE

LANJUTAN TABEL/CONTINUED TABEL 4.1.3

| Kecamatan/ Sub District | Guru/Teachers | | Jumlah/ Total |
|----------------------------|-------------------|--------------------|------------------|
| | Negeri/ Public | Swasta/ Private | |
| (1) | (2) | (3) | (4) |
| Blang Mangat | 223 | 5 | 228 |
| Muara Dua | 280 | 44 | 324 |
| Muara Satu | 195 | - | 195 |
| Banda Sakti | 514 | 129 | 643 |
| Jumlah/ Total | 1 212 | 178 | 1 390 |

LANJUTAN TABEL/CONTINUED TABEL 4.1.3

| Kecamatan/ <i>Sub District</i> | Murid/ <i>Pupils</i> | | Jumlah/ <i>Total</i> |
|-----------------------------------|--------------------------|---------------------------|-------------------------|
| | Negeri/ <i>Public</i> | Swasta/ <i>Private</i> | |
| (1) | (2) | (3) | (4) |
| Blang Mangat | 2 633 | 120 | 2 753 |
| Muara Dua | 3 213 | 697 | 3 910 |
| Muara Satu | 2 771 | - | 2 771 |
| Banda Sakti | 7 312 | 1 334 | 8 848 |
| Jumlah/ <i>Total</i> | 15 929 | 2 151 | 18 212 |

Sumber/*Source*: Dinas Pendidikan dan Kebudayaan Kota Lhokseumawe/*Education and Culture Office of Lhokseumawe*

SOCIAL AND WELFARE

Tabel 4.1.4 Jumlah Sekolah ,Guru, dan Murid Madrasah Ibtidaiyah (MI) di Bawah Kementerian Agama Menurut Kecamatan, 2018/2019
Number of Schools, Teachers, and Pupils in Madrasah Ibtidaiyah (MI) Under The Ministry of Religious Affairs by Subdistrict, 2018/2019

| Kecamatan/ Sub District | Sekolah/Schools | | Jumlah/ Total |
|----------------------------|-------------------|--------------------|------------------|
| | Negeri/ Public | Swasta/ Private | |
| (1) | (2) | (3) | (4) |
| Blang Mangat | 0 | 1 | 1 |
| Muara Dua | 1 | 1 | 2 |
| Muara Satu | 2 | 0 | 2 |
| Banda Sakti | 2 | 2 | 4 |
| Jumlah/ Total | 5 | 4 | 9 |

LANJUTAN TABEL/CONTINUED TABEL 4.1.4

| Kecamatan/ <i>Sub District</i> | Guru/Teachers | | Jumlah/ <i>Total</i> |
|-----------------------------------|--------------------------|---------------------------|-------------------------|
| | Negeri/ <i>Public</i> | Swasta/ <i>Private</i> | |
| (1) | (2) | (3) | (4) |
| Blang Mangat | 0 | 19 | 19 |
| Muara Dua | 44 | 21 | 65 |
| Muara Satu | 61 | 0 | 61 |
| Banda Sakti | 64 | 39 | 74 |
| Jumlah/ <i>Total</i> | 169 | 79 | 248 |

SOCIAL AND WELFARE

LANJUTAN TABEL/CONTINUED TABEL 4.1.4

| Kecamatan/ Sub District | Murid/Pupils | | Jumlah/ Total |
|----------------------------|-------------------|--------------------|------------------|
| | Negeri/ Public | Swasta/ Private | |
| (1) | (2) | (3) | (4) |
| Blang Mangat | 0 | 225 | 225 |
| Muara Dua | 928 | 172 | 1 100 |
| Muara Satu | 1 090 | 0 | 1 090 |
| Banda Sakti | 1 409 | 557 | 1 966 |
| Jumlah/ Total | 3 427 | 954 | 4 381 |

Sumber/Source: Dinas Pendidikan dan Kebudayaan Kota Lhokseumawe/Education and Culture Office of Lhokseumawe

Tabel 4.1.5 Jumlah Sekolah ,Guru, dan Murid Sekolah Menengah Pertama (SMP) di Bawah Kementerian Pendidikan dan Kebudayaan Menurut Kecamatan, 2020/2021
Number of Schools, Teachers, and Pupils in Junior High Schools Under The Ministry of Education and Culture by Subdistrict, 2020/2021

| Kecamatan/ Sub District | Sekolah/Schools | | Jumlah/ Total |
|----------------------------|-------------------|--------------------|------------------|
| | Negeri/ Public | Swasta/ Private | |
| (1) | (2) | (3) | (4) |
| Blang Mangat | 4 | 2 | 6 |
| Muara Dua | 3 | 1 | 4 |
| Muara Satu | 4 | 2 | 6 |
| Banda Sakti | 7 | 4 | 11 |
| Jumlah/ Total | 18 | 9 | 27 |

SOCIAL AND WELFARE

LANJUTAN TABEL/CONTINUED TABEL 4.1.5

| Kecamatan/ Sub District | Guru/Teachers | | Jumlah/ Total |
|----------------------------|-------------------|--------------------|------------------|
| | Negeri/ Public | Swasta/ Private | |
| (1) | (2) | (3) | (4) |
| Blang Mangat | 136 | 29 | 165 |
| Muara Dua | 132 | 16 | 148 |
| Muara Satu | 123 | 23 | 146 |
| Banda Sakti | 271 | 66 | 337 |
| Jumlah/ Total | 662 | 134 | 796 |

LANJUTAN TABEL/CONTINUED TABEL 4.1.5

| Kecamatan/ <i>Sub District</i> | Murid/Pupils | | Jumlah/ <i>Total</i> |
|-----------------------------------|--------------------------|---------------------------|-------------------------|
| | Negeri/ <i>Public</i> | Swasta/ <i>Private</i> | |
| (1) | (2) | (3) | (4) |
| Blang Mangat | 1 143 | 257 | 1 400 |
| Muara Dua | 1 041 | 191 | 1 232 |
| Muara Satu | 1 187 | 166 | 1 353 |
| Banda Sakti | 3 350 | 421 | 3 771 |
| Jumlah/ <i>Total</i> | 6 721 | 1 035 | 7 756 |

Sumber/Source: Dinas Pendidikan dan Kebudayaan Kota Lhokseumawe/Education and Culture Office of Lhokseumawe

SOCIAL AND WELFARE

Tabel 4.1.6 Jumlah Sekolah ,Guru, dan Murid Madrasah Tsanawiyah (MTsn) di Bawah Kementerian Agama Menurut Kecamatan, 2018/2019
Number of Schools,Teachers, and Pupils in Madrasah Tsanawiyah (MTsn) Under The Ministry of Religious Affairs by Subdistrict, 2018/2019

| Kecamatan/ Sub District | Sekolah/Schools | | Jumlah/ Total |
|----------------------------|-------------------|--------------------|------------------|
| | Negeri/ Public | Swasta/ Private | |
| (1) | (2) | (3) | (4) |
| Blang Mangat | 1 | 7 | 8 |
| Muara Dua | - | 3 | 3 |
| Muara Satu | - | 4 | 4 |
| Banda Sakti | 1 | 4 | 5 |
| Jumlah/ Total | 2 | 18 | 20 |

LANJUTAN TABEL/CONTINUED TABEL 4.1.6

| Kecamatan/ Sub District | Guru/Teachers | | Jumlah/ Total |
|----------------------------|-------------------|--------------------|------------------|
| | Negeri/ Public | Swasta/ Private | |
| (1) | (2) | (3) | (4) |
| Blang Mangat | 28 | 38 | 56 |
| Muara Dua | - | 119 | 119 |
| Muara Satu | - | 115 | 115 |
| Banda Sakti | 50 | 31 | 81 |
| Jumlah/ Total | 78 | 303 | 381 |

SOCIAL AND WELFARE

LANJUTAN TABEL/CONTINUED TABEL 4.1.6

| Kecamatan/ <i>Sub District</i> | Murid/ <i>Pupils</i> | | Jumlah/ <i>Total</i> |
|-----------------------------------|--------------------------|---------------------------|-------------------------|
| | Negeri/ <i>Public</i> | Swasta/ <i>Private</i> | |
| (1) | (2) | (3) | (4) |
| Blang Mangat | 265 | 324 | 589 |
| Muara Dua | - | 1 283 | 1 283 |
| Muara Satu | - | 682 | 682 |
| Banda Sakti | 746 | 746 | 1 492 |
| Jumlah/ <i>Total</i> | 1 011 | 3 055 | 4 066 |

Sumber/*Source*: Dinas Pendidikan dan Kebudayaan Kota Lhokseumawe/*Education and Culture Office of Lhokseumawe*

Tabel 4.1.7 Jumlah Sekolah ,Guru, dan Murid Sekolah Menengah Atas (SMA) di Bawah Kementerian Pendidikan dan Kebudayaan Menurut Kecamatan, 2020/2021
Number of Schools, Teachers, and Pupils in Junior High Schools Under The Ministry of Education and Culture by Subdistrict, 2020/2021

| Kecamatan/ Sub District | Sekolah/Schools | | Jumlah/ Total |
|----------------------------|-------------------|--------------------|------------------|
| | Negeri/ Public | Swasta/ Private | |
| (1) | (2) | (3) | (4) |
| Blang Mangat | 1 | 1 | 2 |
| Muara Dua | 2 | 2 | 4 |
| Muara Satu | 2 | - | 2 |
| Banda Sakti | 3 | 1 | 4 |
| Jumlah/ Total | 8 | 4 | 12 |

SOCIAL AND WELFARE

LANJUTAN TABEL/CONTINUED TABEL 4.1.7

| Kecamatan/ Sub District | Guru/Teachers | | Jumlah/ Total |
|----------------------------|-------------------|--------------------|------------------|
| | Negeri/ Public | Swasta/ Private | |
| (1) | (2) | (3) | (4) |
| Blang Mangat | 43 | 10 | 61 |
| Muara Dua | 93 | 23 | 134 |
| Muara Satu | 78 | - | 68 |
| Banda Sakti | 187 | 7 | 213 |
| Jumlah/ Total | 395 | 41 | 476 |

LANJUTAN TABEL/CONTINUED TABEL 4.1.7

| Kecamatan/ <i>Sub District</i> | Murid/ <i>Pupils</i> | | Jumlah/ <i>Total</i> |
|-----------------------------------|--------------------------|---------------------------|-------------------------|
| | Negeri/ <i>Public</i> | Swasta/ <i>Private</i> | |
| (1) | (2) | (3) | (4) |
| Blang Mangat | 416 | 141 | 557 |
| Muara Dua | 629 | 222 | 851 |
| Muara Satu | 773 | - | 773 |
| Banda Sakti | 1 578 | 12 | 1 590 |
| Jumlah/ <i>Total</i> | 3 396 | 375 | 3 771 |

Sumber/*Source*: Dinas Pendidikan dan Kebudayaan Kota Lhokseumawe/*Education and Culture Office of Lhokseumawe*

SOCIAL AND WELFARE

Tabel 4.1.8 Jumlah Sekolah, Guru, dan Murid Sekolah Menengah Kejuruan (SMK) di Bawah Kementerian Pendidikan dan Kebudayaan Menurut Kecamatan, 2020/2021
Number of Schools, Teachers, and Pupils in Vocational High Schools Under The Ministry of Education and Culture by Subdistrict, 2020/2021

| Kecamatan/ Sub District | Sekolah/Schools | | Jumlah/ Total |
|----------------------------|-------------------|--------------------|------------------|
| | Negeri/ Public | Swasta/ Private | |
| (1) | (2) | (3) | (4) |
| Blang Mangat | 1 | - | 1 |
| Muara Dua | 1 | 1 | 2 |
| Muara Satu | 1 | 1 | 2 |
| Banda Sakti | 5 | 3 | 8 |
| Jumlah/ Total | 8 | 5 | 13 |

LANJUTAN TABEL/CONTINUED TABEL 4.1.8

| Kecamatan/ Sub District | Guru/Teachers | | Jumlah/ Total |
|----------------------------|-------------------|--------------------|------------------|
| | Negeri/ Public | Swasta/ Private | |
| (1) | (2) | (3) | (4) |
| Blang Mangat | 42 | - | 42 |
| Muara Dua | 37 | 20 | 57 |
| Muara Satu | 45 | 1 | 46 |
| Banda Sakti | 329 | 36 | 365 |
| Jumlah/ Total | 453 | 57 | 510 |

SOCIAL AND WELFARE

LANJUTAN TABEL/CONTINUED TABEL 4.1.8

| Kecamatan/ Sub District | Murid/Pupils | | Jumlah/ Total |
|----------------------------|-------------------|--------------------|------------------|
| | Negeri/ Public | Swasta/ Private | |
| (1) | (2) | (3) | (4) |
| Blang Mangat | 259 | - | 259 |
| Muara Dua | 257 | 189 | 446 |
| Muara Satu | 397 | 20 | 417 |
| Banda Sakti | 3 381 | 179 | 3 560 |
| Jumlah/ Total | 4 294 | 388 | 4 682 |

Sumber/Source: Dinas Pendidikan dan Kebudayaan Kota Lhokseumawe/Education and Culture Office of Lhokseumawe

Tabel 4.1.9 Jumlah Sekolah ,Guru, dan Murid Madrasah Aliyah (MA) di Bawah Kementerian Agama Menurut Kecamatan, 2018/2019
Number of Schools, Teachers, and Pupils in Madrasah Aliyah (MA) Under The Ministry of Religious Affairs by Subdistrict, 2018/2019

| Kecamatan/ Sub District | Sekolah/Schools | | Jumlah/ Total |
|----------------------------|-------------------|--------------------|------------------|
| | Negeri/ Public | Swasta/ Private | |
| (1) | (2) | (3) | (4) |
| Blang Mangat | 0 | 2 | 2 |
| Muara Dua | 0 | 2 | 2 |
| Muara Satu | 0 | 2 | 2 |
| Banda Sakti | 1 | 1 | 2 |
| Jumlah/ Total | 1 | 7 | 8 |

SOCIAL AND WELFARE

LANJUTAN TABEL/CONTINUED TABEL 4.1.9

| Kecamatan/ <i>Sub District</i> | Guru/Teachers | | Jumlah/ <i>Total</i> |
|-----------------------------------|--------------------------|---------------------------|-------------------------|
| | Negeri/ <i>Public</i> | Swasta/ <i>Private</i> | |
| (1) | (2) | (3) | (4) |
| Blang Mangat | 0 | 30 | 30 |
| Muara Dua | 0 | 48 | 48 |
| Muara Satu | 0 | 59 | 59 |
| Banda Sakti | 56 | 0 | 56 |
| Jumlah/ <i>Total</i> | 56 | 137 | 193 |

LANJUTAN TABEL/CONTINUED TABEL 4.1.9

| Kecamatan/ <i>Sub District</i> | Murid/Pupils | | Jumlah/ <i>Total</i> |
|-----------------------------------|--------------------------|---------------------------|-------------------------|
| | Negeri/ <i>Public</i> | Swasta/ <i>Private</i> | |
| (1) | (2) | (3) | (4) |
| Blang Mangat | 0 | 162 | 162 |
| Muara Dua | 0 | 706 | 706 |
| Muara Satu | 0 | 749 | 749 |
| Banda Sakti | 530 | 58 | 588 |
| Jumlah/ <i>Total</i> | 530 | 1 675 | 2 205 |

Sumber/Source: Kementerian Agama Kota Lhokseumawe / Ministry of Religion Affairs Office of Lhokseumawe

SOCIAL AND WELFARE

Tabel 4.1.10 Jumlah Desa/Kelurahan yang Memiliki Fasilitas Sekolah Menurut Kecamatan dan Tingkat Pendidikan di Kota Lhokseumawe, 2014-2020
Number of Villages Having Educational Facilities by Subdistrict and Educational Level in Lhokseumawe Municipality, 2014 – 2020

| Kecamatan/ Sub District | SD/Primary School | | | |
|----------------------------|-------------------|-----------|-----------|-----------|
| | 2014 | 2018 | 2019 | 2020 |
| (1) | (2) | (3) | (4) | (5) |
| Blang Mangat | 12 | 12 | 13 | 14 |
| Muara Dua | 15 | 16 | 16 | 16 |
| Muara Satu | 9 | 8 | 9 | 9 |
| Banda Sakti | 17 | 17 | 17 | 18 |
| Jumlah/ Total | 52 | 53 | 55 | 57 |

LANJUTAN TABEL/CONTINUED TABEL 4.1.10

| Kecamatan/ <i>Sub District</i> | SMP/Junior High School | | | |
|-----------------------------------|------------------------|-----------|-----------|-----------|
| | 2014 | 2018 | 2019 | 2020 |
| (1) | (2) | (3) | (4) | (5) |
| Blang Mangat | 6 | 6 | 7 | 7 |
| Muara Dua | 6 | 6 | 8 | 8 |
| Muara Satu | 6 | 7 | 8 | 8 |
| Banda Sakti | 8 | 10 | 12 | 12 |
| Jumlah/ <i>Total</i> | 26 | 29 | 35 | 35 |

SOCIAL AND WELFARE

LANJUTAN TABEL/CONTINUED TABEL 4.1.10

| Kecamatan/ Sub District | SMA/Senior High School | | | |
|----------------------------|------------------------|-----------|-----------|-----------|
| | 2014 | 2018 | 2019 | 2020 |
| (1) | (2) | (3) | (4) | (5) |
| Blang Mangat | 5 | 5 | 4 | 4 |
| Muara Dua | 5 | 5 | 7 | 8 |
| Muara Satu | 4 | 4 | 3 | 4 |
| Banda Sakti | 5 | 5 | 5 | 6 |
| Jumlah/ Total | 19 | 19 | 19 | 22 |

LANJUTAN TABEL/CONTINUED TABEL 4.1.10

| Kecamatan/ <i>Sub District</i> | SMK / Vocational High School | | | |
|-----------------------------------|------------------------------|-----------|-----------|-----------|
| | 2014 | 2018 | 2019 | 2020 |
| (1) | (2) | (3) | (4) | (5) |
| Blang Mangat | 1 | 1 | 2 | 2 |
| Muara Dua | 1 | 1 | 2 | 2 |
| Muara Satu | 2 | 2 | 1 | 1 |
| Banda Sakti | 8 | 8 | 5 | 5 |
| Jumlah/ <i>Total</i> | 7 | 12 | 10 | 10 |

SOCIAL AND WELFARE

LANJUTAN TABEL/CONTINUED TABEL 4.1.10

| Kecamatan/ Sub District | Perguruan Tinggi / University | | | |
|----------------------------|-------------------------------|-----------|----------|----------|
| | 2014 | 2018 | 2019 | 2020 |
| (1) | (2) | (3) | (4) | (5) |
| Blang Mangat | 1 | 1 | 1 | 1 |
| Muara Dua | 4 | 4 | 4 | 2 |
| Muara Satu | 1 | 1 | 0 | 0 |
| Banda Sakti | 4 | 4 | 4 | 3 |
| Jumlah/ Total | 10 | 10 | 9 | 6 |

Sumber/Source: BPS, Podes / BPS-Statistics Indonesia, Podes

Tabel 4.1.11 Jumlah Pondok Pesantren, 2019
Tabel Number of Islamic Training Centers, 2019

| Kecamatan/ Sub District | Jumlah Pesantren/ Number of Islamic Training Centers | | Jumlah Santri/ Number of Students |
|----------------------------|---|-----------------------------|--------------------------------------|
| | Modern/ Modern | Tradisional/ Traditional | |
| (1) | (2) | (3) | (4) |
| Blang Mangat | 5 | 6 | 479 |
| Muara Dua | 4 | 9 | 2 291 |
| Muara Satu | 4 | 9 | 2 209 |
| Banda Sakti | 1 | 14 | 788 |
| Jumlah/ Total | 14 | 38 | 5 767 |

Sumber/Source: Kantor Kementerian Agama Kota Lhokseumawe/Religion Ministry Office of Lhokseumawe

SOCIAL AND WELFARE

Tabel 4.1.12 Daftar Alamat Pondok Pesantren, 2019
Tabel List of Islamic Training Centers, 2019

| | Pondok Pesantren/ Islamic Training Center | Alamat/ Address |
|----|--|---|
| | (1) | (2) |
| 1 | Ihyaussunnah | Jl. Listrik Kp. Jawa Baru |
| 2 | Darul Yaqin | Desa Ulee Jalan |
| 3 | Darul Ikhwan | Desa Hagu Barat Laut |
| 4 | Raudhatul Fata Al-Aziziyya | Desa Hagu Barat Laut |
| 5 | Darul 'Ulum | Desa Ujong Blang |
| 6 | Baitul Muhtadin | Desa Hagu Teungoh |
| 7 | Istiqamatuddin Nahdhatul Huda | Jl. Merpati Dusun III |
| 8 | Raudhatul Jannah | Jl. Panglima Adip No. 11 Blang Mangat |
| 9 | Raudhatul Fata | Jl. Line Pipa Km. 16 Blang Buloh |
| 10 | Raudhatul Muta'alimin | Blang Buloh |
| 11 | Bahrul Ulum Diniyah Islamiyyah | Jl. Sp. 4 No. 1 Blang Cut |
| 12 | Darul Mujahidin | Blang Weu Panjou |
| 13 | Darul Muhajirin | Jl. Rajawali No. 29 Buket Rata |
| 14 | Busnatussa'adah Aimunawwarah | Jl. Mbang |
| 15 | Al-Hidayah | Gampong Blang Teue |
| 16 | Nurul Huda Tgk. Chik Di Alue | Jl. Tgk. Chik di Alue Gp. Blang Punteut |
| 17 | Al-Mu'arif | Jl. Medan - B Aceh Dsn D Batuphat Timur |
| 18 | Ulumuddin | Jl. Haji Menasah Uteunkot |
| 19 | Darul Ulum Al Munawwarah | Lhok Mon Puteh |
| 20 | Darul Mukhlisin | Jl. Kapten Yusuf Mns. Mesjid |

LANJUTAN/ CONTINUED TABEL 4.1.12

| | Pondok Pesantren/ <i>Islamic Training Center</i> | Alamat/ <i>Address</i> |
|----|---|--|
| | (1) | (2) |
| 21 | Darul Ulum | Gampong Alue Awe |
| 22 | Babul Huda | Gampong Meunasah Alue |
| 23 | Darul Faizin | Jl. Sp. Keuramat No. 1 Cot Girek Kandang |
| 24 | Dayah Sirajulmuna | Jl. Keude Dua Blang |
| 25 | Nurul Muhtadi Al-Aziziyah | Komp. Masjid At Taqwa Paloh |
| 26 | Darul Mua'rif Al-Aziziyah | Desa Padang Sakti |
| 27 | Misbahul Ulum | Jl. Tgk. Chik di Paloh |
| 28 | Darul Huda | Gampong Ujong Pacu |
| 29 | Jumhuriatul Fata Al-Aziziyah | Blang Pulo |
| 30 | Nurul Muta'alimin | Lr. Cempaka Batuphat Timur |
| 31 | Baburrahman | Jl. Line Pipa |
| 32 | Dayah Modern Yayasan Pend.Arun | Jl. Cilacap III Komp. Perumahan Arun |
| 33 | Misbahul Dhulam Al-Aziziyah | Desa Padang Sakti |
| 34 | Nurul Hidayah Al-Aziziyah | Jl. Baru Dusun C Delima |
| 35 | Al-Jamiatul Islamiyah | Blang Pulo |
| 36 | Safinatussalamah | Jl. Medan - B Aceh Km. 269,5 |

Sumber/Source: Kantor Kementerian Agama Kota Lhokseumawe/Religion Ministry Office of Lhokseumawe

SOCIAL AND WELFARE

Tabel 4.1.13 Jumlah Santri Pondok Pesantren yang Melaksanakan Jalur Sekolah/Tradisional dan Salafiah, 2019
Number of Islamic Training Centers Students Conducting Strip Boarding Schools/Traditional and Salafiah, 2019

| Kecamatan/ Sub District | Jumlah Santri/ Number of Students | | Jumlah/ Total |
|----------------------------|--------------------------------------|----------------------|------------------|
| | Laki-laki/ Male | Perempuan/ Female | |
| (1) | (2) | (3) | (4) |
| Blang Mangat | 238 | 241 | 479 |
| Muara Dua | 1 152 | 1 139 | 2 291 |
| Muara Satu | 1 168 | 1 041 | 2 209 |
| Banda Sakti | 309 | 479 | 788 |
| Jumlah/ Total | 2 867 | 2 900 | 5 767 |

Sumber/Source: Kantor Kementerian Agama Kota Lhokseumawe/Religion Ministry Office of Lhokseumawe

Tabel 4.1.14 Jumlah Ustadz pada Pondok Pesantren yang Melaksanakan Jalur Sekolah/Tradisional dan Salafiah, 2019
Number of Islamic Training Centers Ustadz Conducting Strip Boarding Schools/Traditional and Salafiah, 2019

| Kecamatan/ Sub District | Jumlah Ustadz/ Number of Teacher | | Jumlah/ Total |
|----------------------------|-------------------------------------|----------------------|------------------|
| | Laki-laki/ Male | Perempuan/ Female | |
| (1) | (2) | (3) | (4) |
| Blang Mangat | 101 | 54 | 155 |
| Muara Dua | 139 | 82 | 221 |
| Muara Satu | 161 | 93 | 254 |
| Banda Sakti | 74 | 51 | 125 |
| Jumlah/ Total | 475 | 280 | 755 |

Sumber/Source: Kantor Kementerian Agama Kota Lhokseumawe/Religion Ministry Office of Lhokseumawe

SOCIAL AND WELFARE

Tabel 4.1.15 Jumlah Mahasiswa Baru Politeknik Negeri Lhokseumawe, 2020
Number of Lhokseumawe Polytechnic Freshman, 2020

| | Fakultas/Jurusan/ Faculty/Department | Jumlah Mahasiswa Baru/ Number of Freshman | | Jumlah/ Total |
|----------|---|--|----------------------|------------------|
| | | Laki-laki/ Male | Perempuan/ Female | |
| | (1) | (2) | (3) | (4) |
| 1 | Teknik Sipil | | | |
| | - Teknologi Konstruksi Bangunan Air (D3) | 16 | 4 | 20 |
| | - Teknologi Konstruksi Bangunan Gedung (D3) | 38 | 5 | 43 |
| | - Teknologi Konstruksi Jalan dan Jembatan (D3) | 21 | 4 | 25 |
| | - Teknologi Rekayasa Konstruksi Jalan dan Jembatan (D4) | 45 | 11 | 56 |
| 2 | Teknik Kimia | | | |
| | - Teknologi Kimia (D3) | 15 | 24 | 39 |
| | - Teknologi Pengolahan Minyak dan Gas Bumi (D3) | 23 | 5 | 28 |
| | - Teknologi Rekayasa Kimia Industri (D4) | 27 | 22 | 49 |
| 3 | Teknik Mesin | | | |
| | - Teknologi Mesin (D3) | 48 | 7 | 55 |
| | - Teknologi Industri (D3) | 28 | 14 | 42 |
| | - Teknologi Rekayasa Manufaktur (D4) | 42 | 12 | 54 |
| 4 | Teknik Elektro | | | |
| | - Teknologi Listrik (D3) | 45 | 5 | 50 |
| | - Teknologi Telekomunikasi (D3) | 15 | 6 | 21 |
| | - Teknologi Elektronika (D3) | 43 | 7 | 50 |
| | - Teknologi Rekayasa Jaringan Telekomunikasi (D4) | 35 | 15 | 50 |
| | - Teknologi Rekayasa Pembangkit Energi (D4) | 40 | 10 | 50 |
| | - Teknologi Rekayasa Instrumentasi dan Kontrol (D4) | 47 | 5 | 52 |
| 5 | Tata Niaga | | | |
| | - Akuntansi (D3) | 19 | 60 | 79 |
| | - Keuangan & Perbankan (D3) | 12 | 40 | 52 |
| | - Administrasi Bisnis (D3) | 14 | 37 | 51 |
| | - Akuntansi Lembaga Keuangan Syariah (D4) | 19 | 54 | 73 |
| 6 | Teknik Informatika dan Komputer | | | |
| | - Teknologi Rekayasa Komputer dan Jaringan (D4) | 32 | 24 | 56 |
| | - Teknik Informatika (D4) | 48 | 31 | 79 |
| | Jumlah/Total | 672 | 402 | 1 074 |

Sumber/Source: Politeknik Lhokseumawe/ Polytechnic of Lhokseumawe

Tabel 4.1.16 Jumlah Mahasiswa Aktif Politeknik Negeri Lhokseumawe, 2020
Number of Lhokseumawe Polytechnic Active Students, 2020

| | Fakultas/Jurusan/ Faculty/Department | Jumlah Mahasiswa Aktif/ Number of Active Student | | Jumlah/ Total |
|----------|---|---|----------------------|------------------|
| | | Laki- laki/ Male | Perempuan/ Female | |
| | (1) | (2) | (3) | (4) |
| 1 | Teknik Sipil | | | |
| | - Teknik Sipil (D3) | 201 | 90 | 291 |
| | - Perancangan Jalan & Jembatan (D4) | 203 | 73 | 276 |
| 2 | Teknik Kimia | | | |
| | - Teknik Kimia (D3) | 54 | 71 | 125 |
| | - Pengolahan Minyak dan Gas Bumi (D3) | 61 | 16 | 77 |
| | - Teknik Kimia Industri (D4) | 109 | 149 | 258 |
| 3 | Teknik Mesin | | | |
| | - Teknik Mesin (D3) | 207 | 11 | 218 |
| | - Teknik Mesin Produksi dan Perawatan (D4) | 220 | 14 | 234 |
| 4 | Teknik Elektro | | | |
| | - Teknik Listrik (D3) | 117 | 32 | 149 |
| | - Teknik Telekomunikasi (D3) | 40 | 22 | 62 |
| | - Teknik Elektronika (D3) | 115 | 37 | 152 |
| | - Teknologi Informatika (D4) | 76 | 91 | 167 |
| | - Instrumentasi Otomasi Industri (D4) | 135 | 36 | 171 |
| | - Teknik Multi Media & Jaringan (D4) | 145 | 23 | 171 |
| 5 | Tata Niaga | | | |
| | - Akuntansi (D3) | 26 | 145 | 171 |
| | - Keuangan & Perbankan (D3) | 21 | 151 | 172 |
| | - Administrasi Bisnis (D3) | 28 | 146 | 174 |
| | - Keuangan & Perbankan Syariah (D4) | 34 | 209 | 243 |
| 6 | Teknik Informatika dan Komputer | | | |
| | - Teknologi Rekayasa Komputer dan Jaringan (D4) | 121 | 88 | 209 |
| | -Teknik Informatika (D4) | 113 | 113 | 226 |
| | Jumlah/Total | 2 026 | 1 520 | 3 546 |

Sumber/Source: Politeknik Lhokseumawe/ Polytechnic of Lhokseumawe

SOCIAL AND WELFARE

Tabel 4.1.17 Jumlah Tenaga Pengajar (Dosen) Politeknik Negeri Lhokseumawe, 2020
Number of Lhokseumawe Polytechnic Lecturers, 2020

| | Fakultas/Jurusan/ <i>Faculty/Department</i> | Jumlah Dosen/ <i>Number of Lecturer</i> | | Jumlah/ <i>Total</i> |
|---|--|--|-----------------------------|-------------------------|
| | | Laki-laki/ <i>Male</i> | Perempuan/ <i>Female</i> | |
| | (1) | (2) | (3) | (4) |
| 1 | Teknik Sipil | 44 | 9 | 53 |
| 2 | Teknik Kimia | 23 | 18 | 41 |
| 3 | Teknik Mesin | 45 | 4 | 49 |
| 4 | Teknik Elektro | 48 | 15 | 63 |
| 5 | Tata Niaga | 50 | 21 | 71 |
| 6 | Teknik Informasi dan Komputer | 25 | 4 | 29 |
| | Jumlah/ <i>Total</i> | 235 | 71 | 306 |

Sumber/Source: Politeknik Lhokseumawe/ *Polytechnic of Lhokseumawe*

Tabel 4.1.18 Jumlah Mahasiswa Baru IAIN Lhokseumawe, 2020
Number of IAIN Lhokseumawe Freshman, 2020

| | Fakultas/Jurusan/ Faculty/Department | Jumlah Mahasiswa Baru/ Number of Freshman | | Jumlah/ Total |
|-----------------------------------|--|--|----------------------|------------------|
| | | Laki-laki/ Male | Perempuan/ Female | |
| | (1) | (2) | (3) | (4) |
| Syariah | | | | |
| 1 | Hukum Keluarga Islam | 9 | 14 | 23 |
| 2 | Hukum Ekonomi Syariah | 17 | 13 | 30 |
| 3 | Hukum Tata Negara | 14 | 16 | 30 |
| 4 | Ilmu Falak (Astronomi Islam) | 8 | 12 | 20 |
| Tarbiyah dan Ilmu Keguruan | | | | |
| 1 | Pendidikan Agama Islam | 34 | 102 | 136 |
| 2 | Tadris Matematika | 7 | 24 | 31 |
| 3 | Tadris B. Inggris | 11 | 45 | 56 |
| 4 | Pendidikan Bahasa Arab (PBA) | 20 | 42 | 62 |
| 5 | Pebdidikan Anak Usia Dini (PIAUD) | 1 | 36 | 37 |
| 6 | Pendidikan Guru Madrasah Ibtidaiyah (PGMI) | 4 | 74 | 78 |
| 7 | Manajemen Pendidikan Islam (MPI) | 15 | 50 | 65 |
| 8 | Tadris Bahasa Indonesia | 2 | 44 | 46 |
| Ushuluddin Adap dan Dakwah | | | | |
| 1 | Komunikasi dan Penyiaran Islam (KPI) | 17 | 31 | 48 |
| 2 | Bimbingan dan Konseling Islam (BKI) | 14 | 67 | 81 |
| 3 | Ilmu Al Quran dan Tafsir (IAT) | 15 | 18 | 33 |
| Ekonomi dan Bisnis Islam | | | | |
| 1 | Ekonomi Syariah (ES) | 42 | 62 | 104 |
| 2 | Perbankan Syariah (PS) | 24 | 46 | 70 |
| 3 | Akuntansi Syariah (AKS) | 8 | 37 | 45 |
| | Jumlah/ Total | 262 | 733 | 995 |

Sumber/Source: IAIN Lhokseumawe/ IAIN Lhokseumawe

SOCIAL AND WELFARE

Tabel 4.1.19 Jumlah Mahasiswa Aktif IAIN Lhokseumawe, 2020
Number of IAIN Lhokseumawe Active Students, 2020

| | Fakultas/Jurusan/ Faculty/Department | Jumlah Mahasiswa Aktif/ Number of Active Students | | Jumlah/ Total |
|-----------------------------------|--|--|----------------------|------------------|
| | | Laki-laki/ Male | Perempuan/ Female | |
| | (1) | (2) | (3) | (4) |
| Syariah | | | | |
| 1 | Hukum Keluarga Islam | 9 | 14 | 23 |
| 2 | Hukum Ekonomi Syariah | 17 | 13 | 30 |
| 3 | Hukum Tata Negara | 14 | 16 | 30 |
| 4 | Ilmu Falak (Astronomi Islam) | 8 | 12 | 20 |
| Tarbiyah dan Ilmu Keguruan | | | | |
| 1 | Pendidikan Agama Islam | 34 | 102 | 136 |
| 2 | Tadris Matematika | 7 | 24 | 31 |
| 3 | Tadris B. Inggris | 11 | 45 | 56 |
| 4 | Pendidikan Bahasa Arab (PBA) | 20 | 42 | 62 |
| 5 | Pebdidikan Anak Usia Dini (PIAUD) | 1 | 36 | 37 |
| 6 | Pendidikan Guru Madrasah Ibtidaiyah (PGMI) | 4 | 74 | 78 |
| 7 | Manajemen Pendidikan Islam (MPI) | 15 | 50 | 65 |
| 8 | Tadris Bahasa Indonesia | 2 | 44 | 46 |
| Ushuluddin Adap dan Dakwah | | | | |
| 1 | Komunikasi dan Penyiaran Islam (KPI) | 17 | 31 | 48 |
| 2 | Bimbingan dan Konseling Islam (BKI) | 14 | 67 | 81 |
| 3 | Ilmu Al Quran dan Tafsir (IAT) | 15 | 18 | 33 |
| Ekonomi dan Bisnis Islam | | | | |
| 1 | Ekonomi Syariah (ES) | 41 | 61 | 102 |
| 2 | Perbankan Syariah (PS) | 23 | 46 | 69 |
| 3 | Akuntansi Syariah (AKS) | 8 | 37 | 45 |
| Jumlah/ Total | | 260 | 732 | 992 |

Sumber/Source: IAIN Lhokseumawe/ IAIN Lhokseumawe

Tabel 4.1.20 Jumlah Lulusan IAIN Lhokseumawe, 2020
Number of IAIN Lhokseumawe Graduates, 2020

| | Fakultas/Jurusan/ Faculty/Department | Jumlah Lulusan/ Number of Graduates | | Jumlah/ Total |
|-----------------------------------|--|--|----------------------|------------------|
| | | Laki-laki/ Male | Perempuan/ Female | |
| | (1) | (2) | (3) | (4) |
| Syariah | | | | |
| 1 | Hukum Keluarga Islam | 2 | 3 | 5 |
| 2 | Hukum Ekonomi Syariah | 3 | 16 | 19 |
| 3 | Hukum Tata Negara | 3 | 2 | 5 |
| 4 | Ilmu Falak (Astronomi Islam) | - | - | |
| Tarbiyah dan Ilmu Keguruan | | | | |
| 1 | Pendidikan Agama Islam | 5 | 23 | 28 |
| 2 | Tadris Matematika | 10 | 53 | 63 |
| 3 | Tadris B. Inggris | 7 | 49 | 56 |
| 4 | Pendidikan Bahasa Arab (PBA) | 18 | 36 | 54 |
| 5 | Pebdidikan Anak Usia Dini (PIAUD) | 0 | 17 | 17 |
| 6 | Pendidikan Guru Madrasah Ibtidaiyah (PGMI) | 0 | 11 | 11 |
| 7 | Manajemen Pendidikan Islam (MPI) | 12 | 21 | 33 |
| 8 | Tadris Bahasa Indonesia | 0 | 23 | 23 |
| Ushuluddin Adap dan Dakwah | | | | |
| 1 | Komunikasi dan Penyiaran Islam (KPI) | 1 | 8 | 9 |
| 2 | Bimbingan dan Konseling Islam (BKI) | 1 | 13 | 14 |
| 3 | Ilmu Al Quran dan Tafsir (IAT) | 0 | 0 | 0 |
| Ekonomi dan Bisnis Islam | | | | |
| 1 | Ekonomi Syariah (ES) | 45 | 60 | 105 |
| 2 | Perbankan Syariah (PS) | 0 | 0 | 0 |
| 3 | Akuntansi Syariah (AKS) | 0 | 0 | 0 |
| | Jumlah/ Total | 107 | 335 | 251 |

Sumber/Source: IAIN Lhokseumawe/ IAIN Lhokseumawe

SOCIAL AND WELFARE

Tabel 4.1.21 Jumlah Tenaga Pengajar (Dosen) IAIN Lhokseumawe, 2020
Number of IAIN Lhokseumawe Lectures, 2020

| | Fakultas/Jurusan/ Faculty/Department | Jumlah Dosen/ Number of Lecture | | Jumlah/ Total |
|---|---|------------------------------------|----------------------|------------------|
| | | Laki-laki/ Male | Perempuan/ Female | |
| | (1) | (2) | (3) | (4) |
| 1 | Syariah | 32 | 7 | 39 |
| 2 | Tarbiyah dan Ilmu Keguruan | 32 | 22 | 54 |
| 3 | Ushuluddin, Adap dan Dakwah | 17 | 6 | 25 |
| 4 | Ekonomi Bisnis dan Islam | 16 | 21 | 37 |
| | Jumlah/ Total | 97 | 58 | 93 |

Sumber/Source: IAIN Lhokseumawe/ IAIN Lhokseumawe

4.2 KESEHATAN/HEALTH

Tabel 4.2.1 Jumlah Desa/Kelurahan yang Memiliki Sarana Kesehatan Menurut Kecamatan di Kota Lhokseumawe, 2018-2020
Tabel Number of Villages Having Health Facilities by Subdistrict in Lhokseumawe Municipality, 2018 – 2020

| Kecamatan/ Sub District (1) | Rumah Sakit / Hospital | | |
|-----------------------------------|------------------------|-------------|-------------|
| | 2018 (2) | 2019 (3) | 2020 (4) |
| Blang Mangat | 1 | 1 | 1 |
| Muara Dua | 2 | 1 | 1 |
| Muara Satu | 1 | 3 | 1 |
| Banda Sakti | 5 | 5 | 5 |
| Jumlah/ Total | 9 | 10 | 8 |

SOCIAL AND WELFARE

LANJUTAN TABEL/CONTINUED TABEL 4.2.1

| Kecamatan/ <i>Sub District</i> | Rumah Sakit Bersalin / Maternity Hospital | | |
|-----------------------------------|---|----------|----------|
| | 2018 | 2019 | 2020 |
| (1) | (2) | (3) | (4) |
| Blang Mangat | 0 | 1 | 0 |
| Muara Dua | 0 | 0 | 0 |
| Muara Satu | 0 | 0 | 0 |
| Banda Sakti | 1 | 0 | 0 |
| Jumlah/ Total | 1 | 0 | 0 |

LANJUTAN TABEL/CONTINUED TABEL 4.2.1

| Kecamatan/ <i>Sub District</i> | Poliklinik / Polyclinic | | |
|-----------------------------------|-------------------------|-----------|-----------|
| | 2018 | 2019 | 2020 |
| (1) | (2) | (3) | (4) |
| Blang Mangat | 2 | 2 | 1 |
| Muara Dua | 3 | 4 | 5 |
| Muara Satu | 1 | 2 | 3 |
| Banda Sakti | 4 | 10 | 11 |
| Jumlah/ <i>Total</i> | 10 | 18 | 20 |

SOCIAL AND WELFARE

LANJUTAN TABEL/CONTINUED TABEL 4.2.1

| Kecamatan/ <i>Sub District</i> | Puskesmas / Public Health Center | | |
|-----------------------------------|----------------------------------|------|------|
| | 2018 | 2019 | 2020 |
| (1) | (2) | (3) | (4) |
| Blang Mangat | 2 | 2 | 2 |
| Muara Dua | 2 | 2 | 2 |
| Muara Satu | 1 | 1 | 1 |
| Banda Sakti | 2 | 2 | 2 |
| Jumlah/ <i>Total</i> | 7 | 7 | 7 |

LANJUTAN TABEL/CONTINUED TABEL 4.2.1

| Kecamatan/ Sub District | Puskesmas Pembantu / Subsidiary Public Health Center | | |
|----------------------------|--|-----------|-----------|
| | 2018 | 2019 | 2020 |
| (1) | (2) | (3) | (4) |
| Blang Mangat | 7 | 8 | 8 |
| Muara Dua | 4 | 2 | 4 |
| Muara Satu | 3 | 3 | 4 |
| Banda Sakti | 9 | 8 | 8 |
| Jumlah/ Total | 23 | 21 | 24 |

SOCIAL AND WELFARE

LANJUTAN TABEL/CONTINUED TABEL 4.2.1

| Kecamatan/ Sub District | Apotek/Pharmacy | | |
|----------------------------|-----------------|------|------|
| | 2018 | 2019 | 2020 |
| (1) | (2) | (3) | (4) |
| Blang Mangat | 1 | 1 | 1 |
| Muara Dua | 2 | 2 | 2 |
| Muara Satu | 3 | 1 | 1 |
| Banda Sakti | 10 | 8 | 7 |
| Jumlah/ Total | 16 | 12 | 11 |

Sumber/Source: BPS, Podes / BPS-Statistics Indonesia, Podes

Tabel 4.2.2 Jumlah Sarana Pelayanan Kesehatan Menurut Kecamatan, 2020
Tabel *Number of Health Service Facilities by Sub District, 2020*

| No | Kecamatan/ Sub District | Puskesmas Induk/ Main Public Health Center | | | |
|----------------------|----------------------------|--|---|-----------|----------|
| | | Jumlah/ Number of (Unit) | Tpt. Tidur Tersedia/ Bed Availability | PUSTU | PUSLING |
| (1) | (2) | (3) | (4) | (5) | (6) |
| 1 | Blang Mangat | 2 | 0 | 7 | 2 |
| 2 | Muara Dua | 2 | 10 | 4 | 2 |
| 3 | Muara Satu | 1 | 0 | 4 | 1 |
| 4 | Banda Sakti | 2 | 0 | 8 | 2 |
| Jumlah/ Total | | 7 | 10 | 23 | 7 |

Sumber/Source: Dinas Kesehatan Kota Lhokseumawe/Health Office of Lhokseumawe

SOCIAL AND WELFARE

Tabel 4.2.3 Jumlah Sarana Posyandu, Jumlah Kunjungan Bayi dan Balita dengan KMS Menurut Kecamatan, 2020
Number of Posyandu, Baby and Infant Visit by Sub District, 2020

| No | Kecamatan/ Sub District | Puskesmas/ Public Health Center | Jumlah Posyandu/ Number of Posyandu | Jumlah Kunjungan dengan KMS/ Visit with Baby Health Card | |
|--------------------------|----------------------------|---------------------------------------|--|--|-------------------|
| | | | | Bayi/ Baby | Balita/ Infant |
| (1) | (2) | (3) | (4) | (5) | (6) |
| 1 | Blang Mangat | 2 | 29 | - | - |
| 2 | Muara Dua | 2 | 24 | - | - |
| 3 | Muara Satu | 1 | 15 | - | - |
| 4 | Banda Sakti | 2 | 33 | - | - |
| Jumlah/ Total | | 7 | 101 | - | - |

Sumber/Source: Dinas Kesehatan Kota Lhokseumawe/Health Office of Lhokseumawe

Tabel 4.2.4 Jumlah Rumah Sakit Umum, Rumah Sakit Khusus, Puskesmas, Posyandu, Menurut Kecamatan di Kota Lhokseumawe, 2019-2020
Tabel Number of General Hospital, Special Hospital, Public Health Center, Village Maternity Cottage by Subdistrict in Lhokseumawe Municipality, 2018 - 2019

| Kecamatan/ Sub District | Rumah Sakit Umum/General Hospital | |
|----------------------------|-----------------------------------|----------|
| | 2019 | 2020 |
| (1) | (2) | (3) |
| Blang Mangat | 0 | 0 |
| Muara Dua | 1 | 1 |
| Muara Satu | 1 | 1 |
| Banda Sakti | 7 | 7 |
| Jumlah/Total | 9 | 9 |

SOCIAL AND WELFARE

LANJUTAN TABEL/CONTINUED TABEL 4.2.4

| Kecamatan/ <i>Sub District</i> | Puskesmas/Public Health Center | |
|-----------------------------------|--------------------------------|----------|
| | 2019 | 2020 |
| (1) | (2) | (3) |
| Blang Mangat | 2 | 2 |
| Muara Dua | 2 | 2 |
| Muara Satu | 1 | 1 |
| Banda Sakti | 2 | 2 |
| Jumlah/Total | 7 | 7 |

LANJUTAN TABEL/CONTINUED TABEL 4.2.4

| Kecamatan/ <i>Sub District</i> | Posyandu / Integrated Service Post | |
|-----------------------------------|------------------------------------|------------|
| | 2019 | 2020 |
| (1) | (2) | (3) |
| Blang Mangat | 29 | 29 |
| Muara Dua | 24 | 24 |
| Muara Satu | 15 | 15 |
| Banda Sakti | 33 | 33 |
| Jumlah/Total | 101 | 101 |

SOCIAL AND WELFARE

LANJUTAN TABEL/CONTINUED TABEL 4.2.4

| Kecamatan/ <i>Sub District</i> | Polindes/Village Maternity Cottage | |
|-----------------------------------|------------------------------------|-----------|
| | 2019 | 2020 |
| (1) | (2) | (3) |
| Blang Mangat | 16 | 16 |
| Muara Dua | 13 | 13 |
| Muara Satu | 10 | 10 |
| Banda Sakti | 7 | 7 |
| Jumlah/Total | 46 | 46 |

Sumber/Source: Dinas Kesehatan Kota Lhokseumawe/ Health Office of Lhokseumawe

Tabel 4.2.5 Jumlah Tenaga Dokter Menurut Status dan Kecamatan, 2020
Number of Doctor by Status and Sub District, 2020

| No | Kecamatan/ Sub District | Tenaga Dokter/ Doctor | | | | Jumlah/ Total |
|--------------------------|----------------------------|-------------------------------|-----|-------------------------|-----|------------------|
| | | Dokter Umum/ Public Doctor | | Dokter Gigi/ Dentist | | |
| | | PNS | PTT | PNS | PTT | |
| (1) | (2) | (3) | (4) | (5) | (6) | (7) |
| 1 | Blang Mangat | 10 | 0 | 2 | 0 | 12 |
| 2 | Muara Dua | 27 | 0 | 5 | 0 | 32 |
| 3 | Muara Satu | 13 | 0 | 3 | 0 | 16 |
| 4 | Banda Sakti | 18 | 0 | 4 | 0 | 22 |
| Jumlah/ Total | | 58 | 0 | 14 | 0 | 72 |

Sumber/Source: Dinas Kesehatan Kota Lhokseumawe/Health Office of Lhokseumawe

SOCIAL AND WELFARE

Tabel 4.2.6 Jumlah Tenaga Kesehatan Menurut Puskesmas, 2020
Number of Paramedics by Public Health Center, 2020

| No | Puskesmas/ Public Health Center | Tenaga Kesehatan/ Paramedics | | | | | | |
|------------------|------------------------------------|------------------------------|-------------------|--------------------|--------------------------------|-----------------------------|--------------------------------------|-----------------------|
| | | Dokter/ Doctor | Perawat/ Nurse | Bidan/ Mid wife | Farmasi/ Pharmacy Paramedic | Gizi/ Nutrient Paramedic | Tehnisi Medis/ Medical Technician | Sanitasi/ Sanitary |
| (1) | (2) | (3) | (4) | (5) | (6) | (7) | (8) | (9) |
| 1 | Puskesmas Blang Mangat | 6 | 54 | 59 | 3 | 4 | 2 | 0 |
| 2 | Puskesmas Blang Cut | 4 | 47 | 29 | 3 | 2 | 1 | 0 |
| 3 | Puskesmas Muara Dua | 17 | 95 | 118 | 4 | 4 | 4 | 0 |
| 4 | Puskesmas Muara Satu | 13 | 92 | 85 | 8 | 4 | 3 | 0 |
| 5 | Puskesmas Banda Sakti | 11 | 132 | 91 | 7 | 4 | 5 | 0 |
| 6 | Puskesmas Mon Geudong | 7 | 90 | 74 | 5 | 2 | 5 | 0 |
| Jumlah/ Total | | 58 | 510 | 456 | 30 | 20 | 20 | 0 |

Sumber/Source: Dinas Kesehatan Kota Lhokseumawe/Health Office of Lhokseumawe

Tabel 4.2.7 Perkiraan Jumlah Persalinan yang Ditolong Tenaga Kesehatan, 2020
Estimation of Childbirth Helped by Paramedics, 2020

| No | Puskesmas/ <i>Public Health Center</i> | Perkiraan Jumlah Persalinan/ <i>Birth Estimate</i> | Pertolongan Persalinan oleh Tenaga Kesehatan/ <i>Childbirth Helped by Paramedics</i> | |
|--------------------------|---|---|--|-------|
| | | | Jumlah/ <i>Total</i> | % |
| (1) | (2) | (3) | (4) | (5) |
| 1 | Puskesmas Blang Mangat | 395 | 314 | 79.5 |
| 2 | Puskesmas Blang Cut | 188 | 154 | 81.9 |
| 3 | Puskesmas Muara Dua | 1 188 | 1 133 | 95.4 |
| 4 | Puskesmas Muara Satu | 852 | 796 | 93.4 |
| 5 | Puskesmas Banda Sakti | 1 395 | 1 369 | 98.13 |
| 6 | Puskesmas Mon Geudong | 581 | 574 | 98.8 |
| <i>Jumlah/ Total</i> | | 4 599 | 4 340 | 94.34 |

Sumber/*Source*: Dinas Kesehatan Kota Lhokseumawe/*Health Office of Lhokseumawe*

SOCIAL AND WELFARE

Tabel 4.2.8 Jumlah Persalinan, Bayi Lahir Hidup dan Mati Menurut Puskesmas, 2020
Number of Childbirth, Live Birth and Stillbirth by Public Health Center, 2020

| No | Puskesmas/ <i>Public Health Center</i> | Jumlah Persalinan/ <i>Number of Childbirth</i> | Jumlah Bayi/ <i>Number of Baby</i> | |
|---------------------------------|---|--|------------------------------------|----------------------------------|
| | | | Lahir Hidup/ <i>Live Birth</i> | Lahir Mati/ <i>Stillbirth</i> |
| (1) | (2) | (3) | (4) | (5) |
| 1 | Puskesmas Blang Mangat | 395 | 316 | 0 |
| 2 | Puskesmas Blang Cut | 188 | 152 | 2 |
| 3 | Puskesmas Muara Dua | 1 188 | 1 135 | 1 |
| 4 | Puskesmas Muara Satu | 852 | 792 | 4 |
| 5 | Puskesmas Banda Sakti | 1 395 | 1 370 | 1 |
| 6 | Puskesmas Mon Geudong | 581 | 575 | 0 |
| Jumlah/ <i>Total</i> | | 4 599 | 4 340 | 8 |

Sumber/Source: Dinas Kesehatan Kota Lhokseumawe/Health Office of Lhokseumawe

Tabel 4.2.9 Jumlah Balita Menurut Kecamatan, 2020
Tabel Number of Infant by Sub District, 2020

| No | Kecamatan/ Sub District | Laki-laki/ Male | Perempuan/ Female | Jumlah/ Total |
|---------------|----------------------------|--------------------|----------------------|------------------|
| (1) | (2) | (3) | (4) | (5) |
| 1 | Blang Mangat | 1 404 | 1 355 | 2 759 |
| 2 | Muara Dua | 2 823 | 2 762 | 5 585 |
| 3 | Muara Satu | 2 025 | 1 965 | 3 990 |
| 4 | Banda Sakti | 4 744 | 4 548 | 9 292 |
| Jumlah/ Total | | 10 996 | 10 630 | 21 626 |

Sumber/Source: Dinas Kesehatan Kota Lhokseumawe/Health Office of Lhokseumawe

SOCIAL AND WELFARE

Tabel 4.2.10 Jumlah Bayi Lahir Hidup Menurut Puskesmas, 2020
Number of Live Birth by Public Health Center, 2020

| No | Puskesmas/ Public Health Center | Bayi Lahir Hidup/Live Birth | | Jumlah/ Total |
|------------------|------------------------------------|-----------------------------|----------------------|------------------|
| | | Laki-laki/ Male | Perempuan/ Female | |
| (1) | (2) | (3) | (4) | (5) |
| 1 | Puskesmas Blang Mangat | 187 | 188 | 376 |
| 2 | Puskesmas Blang Cut | 89 | 90 | 179 |
| 3 | Puskesmas Muara Dua | 561 | 570 | 1 131 |
| 4 | Puskesmas Muara Satu | 404 | 407 | 812 |
| 5 | Puskesmas Banda Sakti | 661 | 668 | 1 328 |
| 6 | Puskesmas Mon Geudong | 281 | 272 | 554 |
| Jumlah/ Total | | 2 184 | 2 196 | 4 380 |

Sumber/Source: Dinas Kesehatan Kota Lhokseumawe/Health Office of Lhokseumawe

Tabel 4.2.11 Jumlah Bayi Lahir Mati Menurut Puskesmas, 2019
Number of Stillbirth by Public Health Center, 2019

| No | Puskesmas/ Public Health Center | Bayi Lahir Mati/Stillbirth | | Jumlah/ Total |
|------------------|------------------------------------|----------------------------|----------------------|------------------|
| | | Laki-laki/ Male | Perempuan/ Female | |
| (1) | (2) | (3) | (4) | (5) |
| 1 | Puskesmas Blang Mangat | 0 | 0 | 0 |
| 2 | Puskesmas Blang Cut | 2 | 0 | 2 |
| 3 | Puskesmas Muara Dua | 1 | 0 | 1 |
| 4 | Puskesmas Muara Satu | 3 | 1 | 4 |
| 5 | Puskesmas Banda Sakti | 1 | 0 | 1 |
| 6 | Puskesmas Mon Geudong | 0 | 0 | 0 |
| Jumlah/ Total | | 7 | 1 | 8 |

Sumber/Source: Dinas Kesehatan Kota Lhokseumawe/Health Office of Lhokseumawe

SOCIAL AND WELFARE

Tabel 4.2.12 Jumlah Kematian Bayi Umur 0-28 Hari Menurut Puskesmas, 2020
Number of Baby Death at 0-28 Days Age by Public Health Center, 2020

| No | Puskesmas/ Public Health Center | Kematian Bayi Umur 0-28 Hari/ Baby Death at 0-28 Days Age | | Jumlah/ Total |
|------------------|------------------------------------|--|----------------------|------------------|
| | | Laki-laki/ Male | Perempuan/ Female | |
| (1) | (2) | (3) | (4) | (5) |
| 1 | Puskesmas Blang Mangat | 0 | 1 | 1 |
| 2 | Puskesmas Blang Cut | 1 | 1 | 2 |
| 3 | Puskesmas Muara Dua | 0 | 1 | 1 |
| 4 | Puskesmas Muara Satu | 2 | 3 | 5 |
| 5 | Puskesmas Banda Sakti | 4 | 3 | 7 |
| 6 | Puskesmas Mon Geudong | 0 | 1 | 1 |
| Jumlah/ Total | | 7 | 10 | 17 |

Sumber/Source: Dinas Kesehatan Kota Lhokseumawe/Health Office of Lhokseumawe

Tabel 4.2.13 Jumlah Kematian Bayi Umur 0-1 Tahun Menurut Puskesmas, 2020
Number of Baby Death 0-1 at Year Age by Public Health Center, 2020

| No | Puskesmas/ Public Health Center | Kematian Bayi Umur 0-1 Tahun/ Baby Death at 0-1 Year Age | | Jumlah/ Total |
|--------------|------------------------------------|---|----------------------|------------------|
| | | Laki-laki/ Male | Perempuan/ Female | |
| (1) | (2) | (3) | (4) | (5) |
| 1 | Puskesmas Blang Mangat | 0 | 0 | 0 |
| 2 | Puskesmas Blang Cut | 0 | 0 | 0 |
| 3 | Puskesmas Muara Dua | 0 | 0 | 0 |
| 4 | Puskesmas Muara Satu | 0 | 0 | 0 |
| 5 | Puskesmas Banda Sakti | 1 | 0 | 0 |
| 6 | Puskesmas Mon Geudong | 0 | 0 | 0 |
| Jumlah/Total | | 1 | 0 | 1 |

Sumber/Source: Dinas Kesehatan Kota Lhokseumawe/Health Office of Lhokseumawe

SOCIAL AND WELFARE

Tabel 4.2.14 Jumlah Kematian Ibu Maternal Menurut Puskesmas, 2020
Number of Maternal Mortality by Public Health Center, 2020

| No | Puskesmas/ Public Health Center | Kematian Ibu Maternal/ Maternal Mortality | | | Jumlah/ Total |
|------------------|------------------------------------|--|------------------------|--------------------|------------------|
| | | Hamil/ Pregnant | Bersalin/ Maternity | Nifas/ Childbed | |
| (1) | (2) | (3) | (4) | (5) | (6) |
| 1 | Puskesmas Blang Mangat | 0 | 0 | 0 | 0 |
| 2 | Puskesmas Blang Cut | 0 | 0 | 0 | 0 |
| 3 | Puskesmas Muara Dua | 1 | 0 | 1 | 2 |
| 4 | Puskesmas Muara Satu | 0 | 0 | 1 | 1 |
| 5 | Puskesmas Banda Sakti | 0 | 1 | 1 | 2 |
| 6 | Puskesmas Mon Geudong | 1 | 0 | 0 | 1 |
| Jumlah/ Total | | 2 | 1 | 3 | 6 |

Sumber/Source: Dinas Kesehatan Kota Lhokseumawe/Health Office of Lhokseumawe

Tabel 4.2.15 Jumlah Bayi dengan Imunisasi Lengkap (Berdasarkan Cakupan Campak), 2020
Total Baby Having Complete Immunizations (By Group of Measles), 2020

| No | Puskesmas/ Public Health Center | Jumlah Bayi/ Number of Baby | Imunisasi/ Immunization | | | |
|------------------|------------------------------------|--------------------------------------|-------------------------|--------|------------------|------|
| | | | DPT 1 + HB1 | | Campak/ Measles | |
| | | | Jumlah/ Total | % | Jumlah/ Total | % |
| (1) | (2) | (3) | (4) | (5) | (6) | (7) |
| 1 | Puskesmas Blang Mangat | 359 | 148 | 53.8 | 91 | 29.7 |
| 2 | Puskesmas Blang Cut | 172 | 211 | 122.67 | 86 | 40.3 |
| 3 | Puskesmas Muara Dua | 1 082 | 1 011 | 96.3 | 784 | 40.2 |
| 4 | Puskesmas Muara Satu | 778 | 405 | 56.3 | 313 | 52.3 |
| 5 | Puskesmas Banda Sakti | 1 273 | 979 | 76.9 | 1 061 | 83.1 |
| 6 | Puskesmas Mon Geudong | 530 | 378 | 71.3 | 292 | 82.3 |
| Jumlah/ Total | | 4 194 | 3 132 | 74.7 | 2 627 | 62.6 |

Sumber/Source: Dinas Kesehatan Kota Lhokseumawe/Health Office of Lhokseumawe

SOCIAL AND WELFARE

Tabel 4.2.16 Kasus Penyakit Berdasarkan Pengamatan Menurut Kecamatan, 2020
Tabel Number of Illness Based On Observation by Sub District, 2020

| No | Kecamatan/ Subdistrict | Jumlah Kasus/ Number of Illness | | | | |
|--------------------------|---------------------------|---------------------------------|---------------------|--------------------|-------------------------|--------------------|
| | | Pertusis/ Pertussis | Tetanus/ Tetanus | Campak/ Measles | Hepatitis/ Hepatitis | AFP (Non Polio) |
| (1) | (2) | (3) | (4) | (5) | (6) | (7) |
| 1 | Blang Mangat | 0 | 0 | 5 | 176 | 0 |
| 2 | Muara Dua | 0 | 0 | 10 | 238 | 0 |
| 3 | Muara Satu | 0 | 0 | 22 | 485 | 0 |
| 4 | Banda Sakti | 0 | 0 | 13 | 412 | 0 |
| Jumlah/ Total | | 0 | 0 | 50 | 1 311 | 0 |

Lanjutan Tabel/ Continued Tabel 4.2.16

| No | Kecamatan/ Sub District | Jumlah Kasus/ Number of Illness | | | | | |
|------------------|----------------------------|---------------------------------|---------|-------|-----------|------------|------------|
| | | Rabies | Sipilis | ISPA | Prambusia | Bronkhitis | Filariasis |
| (1) | (2) | (8) | (9) | (10) | (11) | (12) | (13) |
| 1 | Blang Mangat | 0 | 0 | 1 010 | 0 | 0 | 9 |
| 2 | Muara Dua | 2 | 1 | 191 | 0 | 0 | 2 |
| 3 | Muara Satu | 0 | 0 | 299 | 0 | 0 | 6 |
| 4 | Banda Sakti | 5 | 3 | 1 387 | 0 | 0 | 5 |
| Jumlah/ Total | | 7 | 4 | 2 887 | 0 | 0 | 22 |

SOCIAL AND WELFARE

Lanjutan Tabel/ Continued Tabel 4.2.17

| No | Kecamatan/ Sub District | Jumlah Kasus/ Number of Illness | | | | |
|------------------|----------------------------|---------------------------------|---------|--------|---------|--------|
| | | DHF | Malaria | | TB Paru | |
| | | | (+) | Klinis | (+) | Klinis |
| (1) | (2) | (14) | (15) | (16) | (17) | (18) |
| 1 | Blang Mangat | 3 | 0 | 0 | 26 | 272 |
| 2 | Muara Dua | 31 | 0 | 0 | 48 | 246 |
| 3 | Muara Satu | 1 | 0 | 0 | 27 | 267 |
| 4 | Banda Sakti | 44 | 0 | 0 | 27 | 339 |
| Jumlah/ Total | | 79 | 0 | 233 | 128 | 1 124 |

Lanjutan Tabel/ Continued Tabel 4.2.17

| No | Kecamatan/ Sub District | Jumlah Kasus/ Number of Illness | | | | | |
|------------------|----------------------------|---------------------------------|------|-------|----------|--------|-----------|
| | | Kusta | | Diare | Disentri | Tifoit | Pneumonia |
| | | PB | MB | | | | |
| (1) | (2) | (19) | (20) | (21) | (22) | (23) | (24) |
| 1 | Blang Mangat | 0 | 7 | 701 | 0 | 0 | 0 |
| 2 | Muara Dua | 0 | 0 | 392 | 0 | 0 | 0 |
| 3 | Muara Satu | 0 | 1 | 216 | 0 | 0 | 0 |
| 4 | Banda Sakti | 0 | 0 | 573 | 0 | 0 | 1 |
| Jumlah/ Total | | 0 | 8 | 1 885 | 0 | 0 | 1 |

Sumber/Source: Dinas Kesehatan Kota Lhokseumawe/Health Office of Lhokseumawe

SOCIAL AND WELFARE

Tabel 4.2.17 Jumlah Peserta KB Lestari Menurut Kecamatan, 2020
Tabel Number of 'Lestari' Family Planning Participants by Sub District, 2020

| No | Kecamatan/ Sub District | KB Lestari/ 'Lestari' Planning Participants | | | Jumlah/ Total |
|------------------|----------------------------|--|-----------------------|-----------------------|------------------|
| | | 5 Tahun/ 5 Years | 10 Tahun/ 10 Years | 16 Tahun/ 16 Years | |
| (1) | (2) | (3) | (4) | (5) | (6) |
| 1 | Blang Mangat | 523 | 350 | 7 | 880 |
| 2 | Muara Satu | 340 | 168 | 105 | 613 |
| 3 | Muara Dua | 3 467 | 1 679 | 390 | 5 536 |
| 4 | Banda Sakti | 467 | 256 | 146 | 869 |
| Jumlah/ Total | | 4 797 | 2 453 | 648 | 7 898 |

Sumber/Source: DPPKB Kota Lhokseumawe/ DPPKB of Lhokseumawe

Tabel 4.2.18 Jumlah Pencapaian Akseptor KB Menurut Kecamatan, 2020
Tabel Number of Family Planning Acceptor Achievements by Sub District, 2020

| Kecamatan/ Sub District | Akseptor KB/ Family Planning Acceptor | | | |
|----------------------------|---------------------------------------|-----------------------------|--------|--------|
| | Target PUS/ Targets | Pencapaian/ Achievements | % | |
| (1) | (2) | (3) | (4) | |
| 1 Blang Mangat | 3 489 | 2 546 | 72.97 | |
| 2 Muara Satu | 4 002 | 2 639 | 65.94 | |
| 3 Muara Dua | 5 875 | 4 512 | 76.80 | |
| 4 Banda Sakti | 8 812 | 2 546 | 85.93 | |
| Jumlah/Total | 2020 | 22 178 | 12 243 | 51.47 |
| | 2019 | 24 304 | 12 511 | 51.68 |
| | 2018 | 30 356 | 24 672 | 81.272 |

Sumber/Source: DPPKB Kota Lhokseumawe/ DPPKB of Lhokseumawe

SOCIAL AND WELFARE

Tabel 4.2.19 Jumlah Peserta KB Menurut Alat Kontrasepsi, 2020
Tabel Number of Family Planning Participants by Contraception Method, 2020

| Kecamatan/ Sub District | Jenis Alat Kontrasepsi/ Contraception Method | | | | | | | | |
|----------------------------|--|-------|------------|--------|---------|---------|-------------|-----|---|
| | IUD | PIL | Kondo m | Suntik | M OP | MO W | Imp lant | OV | |
| (1) | (2) | (3) | (4) | (5) | (6) | (7) | (8) | (9) | |
| 1 Blang Mangat | 22 | 600 | 110 | 1 679 | - | 91 | 44 | - | |
| 2 Muara Satu | 80 | 714 | 162 | 1 534 | - | 129 | 20 | - | |
| 3 Muara Dua | 92 | 1 353 | 341 | 2 537 | - | 144 | 45 | - | |
| 4 Banda Sakti | 313 | 2 695 | 538 | 3 622 | 1 | 255 | 148 | - | |
| | 2020 | 507 | 5 362 | 1 151 | 9 372 | 1 | 619 | 257 | - |
| Jumlah/Total | 2019 | 428 | 2 782 | 244 | 8 725 | 13 | 159 | 160 | |
| | 2018 | 156 | 7 827 | 3 097 | 10 068 | 13 | 1 102 | 769 | |

Sumber/Source: DPPKB Kota Lhokseumawe/ D3PPKB of Lhokseumawe

Tabel 4.2.20 Jumlah Tenaga Medis Menurut Status Kepegawaian pada Rumah Sakit Umum Cut Meutia, 2020
Number of Medical Servant by Employment Status in Cut Meutia Hospital, 2020

| No | Jenis Tenaga Kesehatan/ Medical Servant | Status/Status | | Jumlah/ Total |
|-----|--|--------------------------|--------------------|------------------|
| | | PNS/ Civil Servant | Honor/ Honorary | |
| (1) | (2) | (3) | (4) | (5) |
| 1 | Medis | | | |
| | Dokter Umum | 16 | 18 | 34 |
| | Dokter Gigi | 2 | 2 | 4 |
| | Dokter Ahli Bedah | 3 | 0 | 3 |
| | Dokter Ahli Penyakit Dalam | 10 | 0 | 10 |
| | Dokter Ahli Anak | 5 | 3 | 8 |
| | Dokter Ahli Obgyn | 3 | 2 | 5 |
| | Dokter Ahli Radiologi | 2 | 0 | 2 |
| | Dokter Ahli Anestesi | 2 | 2 | 4 |
| | Dokter Ahli Patologi Klinik | 2 | 1 | 3 |
| | Dokter Ahli Jiwa | 2 | 0 | 2 |
| | Dokter Ahli Mata | 3 | 0 | 3 |
| | Dokter Ahli THT | 1 | 0 | 1 |
| | Dokter Ahli Kulit dan Kelamin | 0 | 1 | 1 |
| | Dokter Ahli Paru-paru | 3 | 0 | 3 |
| | Dokter Ahli Saraf | 4 | 0 | 4 |
| | Dokter Ahli Urologi | 1 | 0 | 1 |
| | Dokter Ahli Patologi Anatomi | 2 | 0 | 2 |
| | Dokter Ahli Gigi | 2 | 0 | 2 |
| | Dokter Ahli Bedah Onkologi | 1 | 1 | 2 |
| | Dokter Ahli Ortopedi | 0 | 1 | 1 |
| | Dokter Ahli Jantung Pembuluh | 0 | 1 | 1 |
| | Dokter Ahli Bedah Mulut | 0 | 1 | 1 |
| | Dokter Konsultan Hipertensi dan Ginjal | 1 | 0 | 1 |
| | Dokter Konsultan Gastroenterohepatologi | 1 | 0 | 1 |
| | Dokter Konsultan Bedah Digestif | 0 | 1 | 1 |
| | MPH/S2 Kesehatan Masyarakat | 23 | 1 | 24 |
| | Jumlah/ Total | 89 | 35 | 124 |

Sumber/Source: RSUD Cut Meutia/Cut Meutia Hospital

SOCIAL AND WELFARE

Lanjutan Tabel/ Continued Tabel 4.2.21

| No | Jenis Tenaga Kesehatan/ Medical Servant | Status/Status | | Jumlah/ Total |
|---------------------------|---|-------------------|----------------|------------------|
| | | PNS/Civil Servant | Honor/Honorary | |
| (1) | (2) | (3) | (4) | (5) |
| 2 | Para Medis dan Non Perawatan | | | |
| | Apoteker | 10 | 5 | 15 |
| | AKFAR | 5 | 25 | 30 |
| | S1 Farmasi | 1 | 1 | 2 |
| | SKM Non Dokter | 11 | 10 | 21 |
| | Sarjana Gizi | 3 | 0 | 3 |
| | D-IV Gizi | 1 | 1 | 2 |
| | AKNES (Penata Anestesi) | 0 | 2 | 2 |
| | APRO (Penata Rontgen) | 8 | 6 | 14 |
| | D-IV Radiologi | 2 | 0 | 2 |
| | AKZI (Penata Gizi) | 3 | 5 | 8 |
| | AKFIS (Penata Fisioterapis) | 9 | 2 | 11 |
| | D-IV Fisioterapi | 2 | 0 | 2 |
| | SMF | 3 | 1 | 4 |
| | ATEM (Penata Elektro medik) | 3 | 0 | 3 |
| | ARO (Akademi Refraksi Optisien) | 3 | 0 | 3 |
| | Pembantu Ahli Gizi | 1 | 0 | 1 |
| | Analisis Kesehatan | 13 | 23 | 36 |
| | D-IV Analisis | 1 | 1 | 2 |
| | PK (Pekarya Kesehatan Menengah) | 1 | 0 | 1 |
| APIKES/MR | 7 | 2 | 9 | |
| Tehnisi Gigi | 3 | 1 | 4 | |
| AKL | 2 | 0 | 2 | |
| Magister Farmasi | 2 | 0 | 2 | |
| Magister Sains (Analisis) | 1 | 0 | 1 | |
| Magister Kebencanaan | 0 | 1 | 1 | |
| 3 | Paramedik Perawatan | | | |
| | S 1 Keperawatan | 60 | 79 | 139 |
| | AKPER | 43 | 156 | 199 |
| | Perawat/SPK | 7 | 5 | 12 |
| | Bidan/AKBID | 29 | 93 | 122 |
| | SPRG (Perawat Gigi) | 1 | 0 | 1 |
| | S2 Perawat Jiwa | 1 | 0 | 1 |
| | S2 Perawat | 3 | 0 | 3 |
| | D4 Bidan Pendidik | 11 | 15 | 26 |
| | Jumlah/ Total | 250 | 434 | 684 |

Sumber/Source: RSUD Cut Meutia/Cut Meutia Hospital

Lanjutan Tabel/ Continued Tabel 4.2.21

| No | Jenis Tenaga Kesehatan/ Medical Servant | Status/Status | | Jumlah/ Total |
|-----|--|--------------------------|--------------------|------------------|
| | | PNS/ Civil Servant | Honor/ Honorary | |
| (1) | (2) | (3) | (4) | (5) |
| 4 | Non Medis | | | |
| | Magister Sains Manajemen | 5 | 0 | 5 |
| | Magister Hukum | 1 | 0 | 1 |
| | Magister Pendidikan | 1 | 0 | 1 |
| | Magister Akuntansi | 1 | 0 | 1 |
| | Sarjana Ekonomi | 17 | 10 | 27 |
| | Sarjana ADM Negara | 8 | 7 | 15 |
| | Sarjana Teknik Informatika | 0 | 6 | 6 |
| | Sarjana Komputer | 0 | 4 | 4 |
| | Sarjana Teknik Elektro | 1 | 0 | 1 |
| | Sarjana Hukum | 0 | 1 | 1 |
| | D-III Sederajat | 4 | 26 | 30 |
| | D-I | 0 | 1 | 1 |
| | <= SMA/SMK | 64 | 321 | 385 |
| | Jumlah/ Total | 102 | 376 | 478 |

Sumber/Source: RSUD Cut Meutia/Cut Meutia Hospital376

SOCIAL AND WELFARE

Tabel 4.2.21 **Aktivitas Hari Buka Poliklinik Rumah Sakit Umum Cut Meutia, 2020**
Tabel Activities of Polyclinics in Cut Meutia General Hospital, 2020

| Poliklinik/ Polyclinics | Jumlah/total | | Rata rata Kunjungan/ Average Visit |
|-----------------------------|--------------------|-----------------------|--|
| | Hari Buka/Open day | Kunjungan/ Visitor | |
| (1) | (2) | (3) | (4) |
| Penyakit Dalam | Senin s/d Jum'at | 6 338 | 26 |
| Bedah | Senin s/d Jum'at | 2 820 | 12 |
| Urologi | Senin s/d Jum'at | 2 978 | 12 |
| Bedah Onkologi | Senin dan Rabu | 3 898 | 40 |
| Bedah Ortopedi | Rabu dan Jum'at | 2 577 | 27 |
| Bedah Digestive | Selasa | 781 | 15 |
| Kesehatan Anak | Senin s/d Jum'at | 5 151 | 21 |
| Obstetri dan Ginekologi | Senin s/d Jum'at | 890 | 4 |
| Keluarga Berencana | Senin s/d Jum'at | 314 | 1 |
| Saraf | Senin s/d Jum'at | 22 299 | 92 |
| Jiwa | Senin s/d Jum'at | 6 269 | 26 |
| THT | Senin s/d Jum'at | 3 582 | 15 |
| Mata | Senin s/d Jum'at | 7 695 | 32 |
| Kulit dan Kelamin | Senin, Rabu, Kamis | 7 699 | 54 |
| Gigi dan Mulut | Senin s/d Jum'at | 1 292 | 5 |
| Geriatri | Senin s/d Jum'at | 208 | 1 |
| Kardiologi | Selasa dan Kamis | 4 949 | 51 |
| Radiologi | Setiap Hari | 7 307 | 20 |
| Paru – Paru | Senin s/d Jum'at | 7 572 | 31 |
| Rawat Darurat | Setiap Hari | 758 | 2 |
| Rehabilitasi Medik | Senin s/d Jum'at | 1 401 | 6 |
| Konsultasi Gizi | Senin s/d Jum'at | 171 | 1 |
| Diabetes Mellitus | Senin s/d Jum'at | 955 | 4 |
| Gastroenterologi Hepatologi | Rabu | 930 | 19 |
| Konsultan Ginjal Hipertensi | Selasa dan Kamis | 788 | 8 |
| VCT | Senin s/d Jum'at | 738 | 3 |

Sumber/Source: RSUD Cut Meutia/Cut Meutia Hospital

Tabel 4.2.22 Kegiatan Rawat Inap pada Rumah Sakit Umum Cut Meutia, 2019
Tabel Activities of Hospitalities in Cut Meutia General Hospital, 2020

| No | Uraian/ Uraian | Satuan/Unit | Jumlah/ Total |
|-----|--------------------------------|-------------|------------------|
| (1) | (2) | (3) | (4) |
| 1 | Kapasitas Tempat Tidur | TT | 292 |
| 2 | Tempat Tidur Tersedia | TT | 226 |
| 3 | Jumlah Penderita Masuk | Orang | 11 768 |
| 4 | Jumlah Penderita Keluar Hidup | Orang | 11 277 |
| 5 | Jumlah Penderita Keluar Mati | Orang | 599 |
| 6 | Jumlah Hari Rawatan | Hari | 57 665 |
| 7 | Jumlah Lama Dirawat | Hari | 45 789 |
| 8 | Rata-rata Lama Dirawat (AVLOS) | Hari | 4 |
| 9 | Frekuensi Pemakaian TT (BTO) | Kali | 40 |
| 10 | Interval Pemakaian TT (TOI) | Hari | 4 |
| 11 | B O R (Bed Occupation Rate) | % | 54 |
| 12 | G D R (Gross Death Rate) | ‰ | 50 |
| 13 | N D R (Net Death Rate) | ‰ | 22 |

Sumber/Source: RSUD Cut Meutia/Cut Meutia Hospital

SOCIAL AND WELFARE

Tabel 4.2.23 Kegiatan Kebidanan pada Rumah Sakit Umum Cut Meutia, 2020
Tabel Activities of Midwifery in Cut Meutia General Hospital, 2020

| No | Uraian/ Uraian | Satuan/Unit | Jumlah Pasien/ Total Patient |
|-----|---------------------------|-------------|---------------------------------|
| (1) | (2) | (3) | (4) |
| 1 | Jumlah Persalinan | Orang | 26 |
| 2 | Persalinan Normal | Orang | 22 |
| 3 | Persalinan Dgn Komplikasi | Orang | 10 |
| 4 | Perd Sebelum Persalinan | Orang | 2 |
| 5 | Perd Sesudah Persalinan | Orang | 18 |
| 6 | Pre Eklamsi | Orang | 28 |
| 7 | Eklamsi | Orang | 6 |
| 8 | Infeksi | Orang | 4 |
| 9 | Lain-lain | Orang | 326 |
| 10 | <i>Sectio Caesaria</i> | Orang | 111 |
| 11 | <i>Abortus</i> | Orang | 86 |

Sumber/Source: RSUD Cut Meutia/Cut Meutia Hospital

Tabel 4.2.24 Kegiatan Pembedahan pada Rumah Sakit Umum Cut Meutia, 2020
Activities of Surgery in Cut Meutia General Hospital, 2020

| Kecamatan/ Sub District | Jenis Operasi/Type Of Surgery | | | | Jumlah/ Total |
|----------------------------|-------------------------------|-----------------|-------------------|-----------------|------------------|
| | Khusus/ Specific | Besar/ Major | Sedang/ Medium | Kecil/ Minor | |
| (1) | (2) | (3) | (4) | (5) | (6) |
| 1 Bedah/ Surgery | 42 | 108 | 678 | 0 | 828 |
| 2 Obstetrik & Ginekology | 4 | 162 | 64 | 0 | 230 |
| 3 THT/ Ear, Nose, Throat | 0 | 93 | 3 | 0 | 96 |
| 4 Mata/ Eye | 2 | 442 | 26 | 0 | 470 |
| 5 Bedah Ortopedi | 5 | 324 | 56 | 0 | 385 |
| 6 Bedah Digestive | 0 | 86 | 93 | 0 | 179 |
| 7 Urologi | 21 | 222 | 17 | 0 | 260 |
| 8 Gigi & Mulut | 0 | 73 | 15 | 0 | 88 |
| Jumlah/Total | 74 | 1 510 | 952 | 0 | 2 536 |

Sumber/Source: RSUD Cut Meutia/Cut Meutia Hospital

SOCIAL AND WELFARE

4.3 AGAMA/RELIGION

Tabel 4.3.1 Jumlah Penduduk dan Agama yang DiAnut menurut Kecamatan di Kota Lhokseumawe, 2019
Population and Believer by Subdistrict in Lhokseumawe Municipality, 2019

| Kecamatan/ Sub District | Pemeluk Agama/ Number of Religious | | | | | Jumlah/ Total |
|----------------------------|------------------------------------|-----------------------|-------------------------|-----------------|------------------|------------------|
| | Islam/ Islam | Khatolik/ Catholic | Protestan/ Christian | Hindu/ Hindu | Budha/ Buddha | |
| (1) | (2) | (3) | (4) | (5) | (6) | (7) |
| 1 Blang Mangat | 26 090 | 1 | 46 | 0 | 0 | 26 137 |
| 2 Muara Dua | 49 994 | 0 | 16 | 0 | 26 | 50 036 |
| 3 Muara Satu | 33 944 | 13 | 54 | 1 | 2 | 34 014 |
| 4 Banda Sakti | 78 278 | 137 | 389 | 0 | 508 | 79 312 |
| Jumlah/Total | 188 306 | 151 | 505 | 1 | 536 | 189 499 |

Sumber/Source: Kantor Kementerian Agama Kota Lhokseumawe/Religion Ministry Office of Lhokseumawe

Tabel 4.3.2 Jumlah Tempat Peribadatan Menurut Kecamatan di Kota Lhokseumawe, 2019
Number of Worships Places by Subdistrict in Lhokseumawe Municipality, 2019

| Kecamatan/ Sub District | Sarana Ibadah/ Religious Facilities | | | | | |
|----------------------------|-------------------------------------|---------------------|--------------------------------|-------------------|-----------------|---------------------------|
| | Mesjid/ Mosque | Mushala/ Mushala | Meunasah/ Village Mosque | Gereja/ Church | Kuil/ Temple | Wihara/ Monas- tery |
| (1) | (2) | (3) | (4) | (5) | (6) | (7) |
| 1 Blang Mangat | 14 | 8 | 22 | 0 | 0 | 0 |
| 2 Muara Dua | 11 | 20 | 17 | 0 | 0 | 0 |
| 3 Muara Satu | 9 | 16 | 11 | 0 | 0 | 0 |
| 4 Banda Sakti | 18 | 31 | 18 | 1 | 0 | 1 |
| Jumlah/Total | 52 | 75 | 68 | 1 | 0 | 1 |

Sumber/Source: Kantor Kementerian Agama Kota Lhokseumawe/Religion Ministry Office of Lhokseumawe

Tabel 4.3.3 Jumlah Desa yang Mengalami Bencana Alam Menurut Kecamatan di Kota Lhokseumawe, 2018-2020
Number of Village that Had Natural Disaster by Subdistrict in Lhokseumawe Municipality, 2018 - 2020

| Kecamatan/ Sub District | Banjir/Flood | | |
|----------------------------|--------------|----------|----------|
| | 2018 | 2019 | 2020 |
| (1) | (2) | (3) | (4) |
| Blang Mangat | 14 | 6 | 2 |
| Muara Dua | 11 | - | 5 |
| Muara Satu | 5 | - | 2 |
| Banda Sakti | 3 | - | - |
| Jumlah/ Total | 33 | 6 | 9 |

Sumber/Source: BPS, Podes / BPS-Statistics Indonesia, Podes

LANJUTAN TABEL/CONTINUED TABEL 4.3.3

| Kecamatan/ <i>Sub District</i> | Gempa Bumi/Earthquake | | |
|-----------------------------------|-----------------------|----------|----------|
| | 2018 | 2019 | 2020 |
| (1) | (2) | (3) | (4) |
| Blang Mangat | 1 | 0 | 0 |
| Muara Dua | 6 | 0 | 0 |
| Muara Satu | 0 | 0 | 0 |
| Banda Sakti | 0 | 0 | 0 |
| Jumlah/ <i>Total</i> | 7 | 0 | 0 |

SOCIAL AND WELFARE

LANJUTAN TABEL/CONTINUED TABEL 4.3.3

| Kecamatan/ Sub District | Tanah Longsor/Landslide | | |
|----------------------------|-------------------------|------|------|
| | 2018 | 2019 | 2020 |
| (1) | (2) | (3) | (4) |
| Blang Mangat | 1 | 0 | 0 |
| Muara Dua | 3 | 0 | 0 |
| Muara Satu | 3 | 0 | 0 |
| Banda Sakti | 0 | 0 | 0 |
| Jumlah/ Total | 7 | 0 | 0 |

Sumber/Source: BPS, Podes / BPS-Statistics Indonesia, Podes

Tabel 4.3.4 Jumlah Sarana Pendidikan Agama, 2020
Tabel Number of Islamic Teaching Facilities, 2020

| Kecamatan/ Sub District | Balai Pengajian/ Recitation | Taman Kanak-kanak Alqur'an/ Moslem Kindergarten | Taman Pendidikan Alqur'an/ Alqur'an School |
|----------------------------|-----------------------------------|--|--|
| (1) | (2) | (3) | (4) |
| 1 Blang Mangat | 138 | 0 | 0 |
| 2 Muara Dua | 176 | 0 | 0 |
| 3 Muara Satu | 127 | 0 | 0 |
| 4 Banda Sakti | 269 | 0 | 0 |
| Jumlah/Total | 710 | 0 | 0 |

Sumber/Source: Kantor Kementerian Agama Kota Lhokseumawe/Religion Ministry Office of Lhokseumawe

SOCIAL AND WELFARE

Tabel 4.3.5 Jumlah Fungsionaris Agama Islam Menurut Kecamatan, 2020
Tabel Number of Islamic Fungsionarist by District, 2020

| Kecamatan/ Sub District | Ulama | Mubaligh | Khatib Mesjid | Imam Mesjid | Guru TK dan TPA | Da'i |
|----------------------------|-------|----------|------------------|----------------|-----------------------|-----------|
| (1) | (2) | (3) | (4) | (5) | (6) | (7) |
| 1 Blang Mangat | - | - | - | 13 | - | 2 |
| 2 Muara Dua | - | - | - | 10 | - | 9 |
| 3 Muara Satu | - | - | - | 10 | - | 5 |
| 4 Banda Sakti | - | - | - | 18 | - | 16 |
| Jumlah/Total | - | - | - | 51 | - | 32 |

Sumber/Source: Kantor Kementerian Agama Kota Lhokseumawe/Religion Ministry Office of Lhokseumawe

Tabel 4.3.6 Jumlah Jamaah Haji Berdasarkan Jenis Kelamin, 2019
Number of Moslem Pilgrims by Sex, 2019

| Kecamatan/ Sub District | Jamaah/ Pilgrims | | |
|----------------------------|--------------------|----------------------|------------------|
| | Laki-laki/ Male | Perempuan/ Female | Jumlah/ Total |
| (1) | (2) | (3) | (4) |
| 1 Blang Mangat | 15 | 21 | 36 |
| 2 Muara Dua | 26 | 31 | 57 |
| 3 Muara Satu | 12 | 16 | 28 |
| 4 Banda Sakti | 58 | 86 | 144 |
| Jumlah/ Total | 111 | 154 | 265 |

Sumber/Source: Kantor Kementerian Agama Kota Lhokseumawe/Religion Ministry Office of Lhokseumawe

SOCIAL AND WELFARE

Tabel 4.3.7 Jumlah Jamaah Haji Gagal Berangkat Berdasarkan Jenis Kelamin, 2019
Tabel Number Of Moslem Pilgrims Who Failed to Depart By Sex, 2019

| Kecamatan/ Sub District | Jamaah/ Pilgrims | | |
|----------------------------|--------------------|----------------------|------------------|
| | Laki-laki/ Male | Perempuan/ Female | Jumlah/ Total |
| (1) | (2) | (3) | (4) |
| 1 Blang Mangat | 1 | 2 | 3 |
| 2 Muara Dua | 2 | 6 | 8 |
| 3 Muara Satu | 3 | 4 | 7 |
| 4 Banda Sakti | 8 | 17 | 25 |
| Jumlah/ Total | 14 | 29 | 43 |

Sumber/Source: Kantor Kementerian Agama Kota Lhokseumawe/Religion Ministry Office of Lhokseumawe

Tabel 4.3.8 Jumlah Tanah Waqaf, 2019
Tabel Number of Waqaf Lands, 2019

| Kecamatan/ District | Perwaqafan | | | | |
|------------------------|---------------|---------------|----------------|----------------------|-----------------------------------|
| | Jumlah Lokasi | Bersertifikat | Ber Aiw/ Apaiw | Belum Ber-Aiw/ Apaiw | Luas seluruhnya (m ²) |
| (1) | (2) | (3) | (4) | (5) | (6) |
| 1 Blang Mangat | 66 | 66 | 1 | 0 | 154 577.89 |
| 2 Muara Dua | 60 | 45 | 15 | 0 | 88 109.41 |
| 3 Muara Satu | 96 | 87 | 9 | 0 | 157 571.00 |
| 4 Banda Sakti | 71 | 68 | 3 | 0 | 80 179.24 |
| Jumlah/ Total | 293 | 265 | 28 | 0 | 480 164.54 |

Sumber/Source: Kantor Kementerian Agama Kota Lhokseumawe/Religion Ministry Office of Lhokseumawe

SOCIAL AND WELFARE

Tabel 4.3.9 Jumlah Peristiwa Nikah dan Rujuk Per Bulan, 2019
Number of Marriages and Reconciliations per Month, 2019

| Bulan/ Month | Kecamatan/ Sub District | | | | Jumlah/ Total |
|----------------------|-------------------------|--------------|---------------|----------------|------------------|
| | Blang Mangat | Muara Dua | Muara Satu | Banda Sakti | |
| (1) | (2) | (3) | (4) | (5) | (6) |
| Januari/ January | 14 | 29 | 27 | 39 | 109 |
| Februari/ February | 21 | 28 | 24 | 35 | 108 |
| Maret/ March | 20 | 43 | 36 | 55 | 154 |
| April/ April | 25 | 44 | 34 | 53 | 156 |
| Mei/ May | 9 | 8 | 3 | 8 | 28 |
| Juni/ June | 17 | 50 | 20 | 64 | 151 |
| Juli/ July | 10 | 27 | 24 | 46 | 107 |
| Agustus/ August | 28 | 46 | 34 | 60 | 168 |
| September/ September | 7 | 30 | 24 | 51 | 112 |
| Oktober/ October | 22 | 50 | 27 | 57 | 156 |
| November/ November | 9 | 30 | 17 | 39 | 85 |
| Desember/ December | 21 | 28 | 16 | 50 | 115 |
| Jumlah/ Total | 203 | 413 | 286 | 557 | 1 459 |

Sumber/Source : Kantor Kementerian Agama Kota Lhokseumawe/Religion Ministry Office of Lhokseumawe

Tabel 4.3.10 Jumlah Perkara yang Diterima pada Mahkamah Syar'iyah Berdasarkan Jenis di Kota Lhokseumawe, 2020
Number of Case Received at Sharia Court by Type in Lhokseumawe Municipality, 2020

| Bulan/ Month | Izin Poligami/ Polygamy Permission | Pembatalan Perkawinan/ Retraction | Talak Cerai/ Divorced | Harta Bersama/ Common Property | Cerai Gugat/ Sued for Divorced |
|-----------------------------|---|---|-----------------------------|---|---|
| (1) | (2) | (3) | (4) | (5) | (6) |
| Januari/ <i>January</i> | - | - | 13 | 1 | 42 |
| Februari/ <i>February</i> | 1 | - | 10 | 1 | 24 |
| Maret/ <i>March</i> | - | - | 12 | 2 | 16 |
| April/ <i>April</i> | - | - | 1 | - | 4 |
| Mei/ <i>May</i> | - | - | - | - | - |
| Juni/ <i>June</i> | - | - | 11 | - | 36 |
| Juli/ <i>July</i> | - | - | 10 | 1 | 23 |
| Agustus/ <i>August</i> | - | - | 7 | - | 22 |
| September/ <i>September</i> | - | - | 8 | 2 | 28 |
| Oktober/ <i>October</i> | - | - | 11 | - | 14 |
| November/ <i>November</i> | - | - | 8 | - | 23 |
| Desember/ <i>December</i> | - | - | 3 | 1 | 9 |
| Jumlah/Total | 1 | - | 94 | 8 | 241 |

SOCIAL AND WELFARE

Lanjutan Tabel/ Continued Tabel 4.3.10

| Bulan/ Month | Perwalian Anak/ Children Guardenshi <i>p</i> | Itsbat Nikah/ Marriage Itsbat | Dispensas i Kawin/ Exemptio n | Kewarisan/ Inheritance | Lain-lain/ Others |
|-------------------------|--|--|--|---------------------------|----------------------|
| (1) | (7) | (8) | (9) | (10) | (11) |
| Januari/ January | 1 | 10 | 2 | - | 2 |
| Februari/ February | 1 | 6 | 3 | - | 2 |
| Maret/ March | 1 | 12 | 3 | 1 | - |
| April/ April | - | 2 | - | - | - |
| Mei/ May | - | - | - | - | - |
| Juni/ June | 1 | 10 | 8 | - | 1 |
| Juli/ July | 1 | 9 | 2 | - | - |
| Agustus/ August | 3 | 6 | 3 | - | - |
| September/ September | 1 | 13 | 1 | - | 1 |
| Oktober/ October | - | 5 | 2 | - | 1 |
| November/ November | 1 | 3 | 4 | - | - |
| Desember/ December | - | 11 | 1 | 1 | - |
| Jumlah/Total | 10 | 87 | 29 | 2 | 7 |

Sumber/Source: Mahkamah Syar'iyah Kelas I-B Kota Lhokseumawe/Sharia Court of Lhokseumawe Municipality

Tabel 4.3.11 Jumlah Perkara yang Diputus pada Mahkamah Syar'iyah Berdasarkan Jenis di Kota Lhokseumawe, 2020
Number of Verdict Case at Sharia Court by Type in Lhokseumawe Municipality, 2020

| Bulan/ Month | Izin Poligami/ Polygamy Permission | Pembatalan Perkawinan/ Retraction | Talak Cerai/ Divorced | Harta Bersama/ Common Property | Cerai Gugat/ Sued for Divorced |
|-----------------------------|--|---|-----------------------------|---|---|
| (1) | (2) | (3) | (4) | (5) | (6) |
| Januari/ <i>January</i> | - | - | 3 | - | 16 |
| Februari/ <i>February</i> | - | - | 7 | 1 | 24 |
| Maret/ <i>March</i> | - | - | 3 | - | 24 |
| April/ <i>April</i> | - | - | 8 | - | 13 |
| Mei/ <i>May</i> | - | - | 4 | - | 4 |
| Juni/ <i>June</i> | - | - | 7 | - | 10 |
| Juli/ <i>July</i> | - | - | 8 | 1 | 28 |
| Agustus/ <i>August</i> | - | - | 3 | 1 | 18 |
| September/ <i>September</i> | - | - | 12 | - | 15 |
| Oktober/ <i>October</i> | - | - | 7 | 2 | 22 |
| November/ <i>November</i> | - | - | 7 | 1 | 19 |
| Desember/ <i>December</i> | - | - | 15 | - | 27 |
| Jumlah/Total | - | - | 84 | 6 | 220 |

SOCIAL AND WELFARE

Lanjutan Tabel/ Continued Tabel 4.3.11

| Bulan/ Month | Perwalian Anak/ Children Guardenship | Itsbat Nikah/ Marriage Itsbat | Dispensasi Kawin/ Exemption | Kewarisan/ Inheritance | Lain- lain/ Others |
|-----------------------------|---|--|-----------------------------------|---------------------------|--------------------------|
| (1) | (7) | (8) | (9) | (10) | (11) |
| Januari/ <i>January</i> | 1 | - | 1 | - | - |
| Februari/ <i>February</i> | 1 | 6 | 3 | 1 | - |
| Maret/ <i>March</i> | 1 | 7 | 2 | - | 2 |
| April/ <i>April</i> | - | 7 | 2 | - | - |
| Mei/ <i>May</i> | - | - | - | - | - |
| Juni/ <i>June</i> | 1 | 3 | 8 | - | - |
| Juli/ <i>July</i> | 1 | 7 | 1 | - | 1 |
| Agustus/ <i>August</i> | 1 | 5 | 1 | - | - |
| September/ <i>September</i> | 1 | 4 | 1 | - | 1 |
| Oktober/ <i>October</i> | - | 5 | 2 | - | 1 |
| November/ <i>November</i> | - | 5 | 3 | - | - |
| Desember/ <i>December</i> | - | 10 | 2 | - | 3 |
| Jumlah/Total | 7 | 59 | 26 | 1 | 8 |

Sumber/Source: Mahkamah Syar'iyah Kelas I-B Kota Lhokseumawe/Sharia Court of Lhokseumawe Municipality

Tabel 4.3.12 Faktor Penyebab Perceraian pada Mahkamah Syar'iah Berdasarkan Jenis di Kota Lhokseumawe, 2020
Factor of Divorce at Sharia Court by Type in Lhokseumawe Municipality, 2020

| Bulan/ Month | Zina/ Adultery | Mabuk/ Drunk | Madat/ Opium | Judi/ Gambling | Meninggalkan Salah Satu Pihak/ Leaving the Family |
|----------------------|-------------------|-----------------|-----------------|-------------------|--|
| (1) | (2) | (3) | (4) | (5) | (6) |
| Januari/ January | 0 | 0 | 0 | 0 | 3 |
| Februari/ February | 0 | 0 | 0 | 0 | 5 |
| Maret/ March | 0 | 0 | 0 | 0 | 4 |
| April/ April | 0 | 0 | 0 | 0 | 4 |
| Mei/ May | 0 | 0 | 0 | 0 | 2 |
| Juni/ June | 0 | 0 | 0 | 0 | 5 |
| Juli/ July | 0 | 0 | 0 | 0 | 4 |
| Agustus/ August | 0 | 0 | 0 | 0 | 6 |
| September/ September | 1 | 0 | 0 | 0 | 3 |
| Oktober/ October | 0 | 0 | 0 | 0 | 6 |
| November/ November | 0 | 0 | 0 | 0 | 3 |
| Desember/ December | 0 | 0 | 0 | 0 | 10 |
| Jumlah/Total | 1 | 0 | 0 | 0 | 55 |

SOCIAL AND WELFARE

Lanjutan Tabel/ Continued Tabel 4.3.12

| Bulan/ Month | Dihukum Penjara/ Convicted | Poligami/ Polygamy | KDRT/ Domestic Violence | Cacat Badan/ Disability |
|-----------------------------|----------------------------------|-----------------------|-------------------------------|-------------------------------|
| (1) | (7) | (8) | (9) | (10) |
| Januari/ <i>January</i> | 0 | 0 | 0 | 0 |
| Februari/ <i>February</i> | 0 | 0 | 0 | 0 |
| Maret/ <i>March</i> | 0 | 0 | 0 | 0 |
| April/ <i>April</i> | 1 | 0 | 0 | 0 |
| Mei/ <i>May</i> | 0 | 0 | 0 | 0 |
| Juni/ <i>June</i> | 0 | 0 | 0 | 0 |
| Juli/ <i>July</i> | 1 | 0 | 0 | 0 |
| Agustus/ <i>August</i> | 2 | 0 | 0 | 0 |
| September/ <i>September</i> | 0 | 0 | 2 | 0 |
| Oktober/ <i>October</i> | 0 | 0 | 0 | 0 |
| November/ <i>November</i> | 0 | 0 | 1 | 0 |
| Desember/ <i>December</i> | 0 | 0 | 2 | 0 |
| Jumlah/Total | 4 | 0 | 5 | 0 |

Sumber/Source: Mahkamah Syar'iyah Kelas I-B Kota Lhokseumawe/Sharia Court of Lhokseumawe Municipality

Lanjutan Tabel/ Continued Tabel 4.3.12

| Bulan/ Month | Perselisihan dan Pertengkaran Terus Menerus/ Continuing Disputes and Quarrels | Kawin Paksa/ Forced Marriage | Murtad/ Apostate | Ekonomi/ Economy |
|-----------------------------|--|---------------------------------|---------------------|---------------------|
| (1) | (6) | (7) | (8) | (9) |
| Januari/ <i>January</i> | 14 | 0 | 0 | 2 |
| Februari/ <i>February</i> | 26 | 0 | 0 | 0 |
| Maret/ <i>March</i> | 21 | 0 | 0 | 2 |
| April/ <i>April</i> | 14 | 0 | 0 | 2 |
| Mei/ <i>May</i> | 6 | 0 | 0 | 2 |
| Juni/ <i>June</i> | 12 | 0 | 0 | 0 |
| Juli/ <i>July</i> | 31 | 0 | 0 | 0 |
| Agustus/ <i>August</i> | 13 | 0 | 0 | 0 |
| September/ <i>September</i> | 21 | 0 | 0 | 0 |
| Oktober/ <i>October</i> | 21 | 0 | 0 | 1 |
| November/ <i>November</i> | 21 | 0 | 0 | 1 |
| Desember/ <i>December</i> | 29 | 0 | 0 | 0 |
| Jumlah/Total | 229 | 0 | 0 | 10 |

Sumber/Source: Mahkamah Syar'iyah Kelas I-B Kota Lhokseumawe/Sharia Court of Lhokseumawe Municipality

SOCIAL AND WELFARE

Tabel 4.3.13 Penerimaan zakat, Infaq dan Sadaqah Pada Baitul Mal Kota Lhokseumawe (Rupiah,) 2018-2020
Zakat, Infaq, and Shadaqah Receivment in Lhokseumawe Municipality (Rupiahs), 2018-2020

| Tahun/ Year | Jenis Penerimaan/ Type of Receivment | | | Jumlah/ Total |
|---------------------|---|----------------------|----------|-----------------------|
| | Zakat | Infaq | Shadaqah | |
| (1) | (2) | (3) | (4) | (5) |
| 1 2018 | 2 145 474 512 | 935 877 277 | 0 | 3 081 351 789 |
| 2 2019 | 4 820 751 854 | 1 859 124 300 | 0 | 6 679 876 154 |
| 3 2020 | 6 040 942 854 | 1 606 159 959 | 0 | 7 647 102 813 |
| Jumlah/Total | 13 007 169 220 | 4 401 161 536 | 0 | 17 408 330 756 |

Sumber/Source: Baitul Mal Kota Lhokseumawe/Baitul Mal of Lhokseumawe

Tabel 4.3.14 Penyaluran Zakat, Infaq, dan Shadaqah (ZIS) Menurut Senif pada Baitul Mal Kota Lhokseumawe, 2019-2020
Distribution of Zakat, Infaq, and Shadaqah (ZIS) According to Senif the Baitul Mal Lhokseumawe, 2019-2020

| No. | Jenis Bantuan/ Details | Jumlah/ Total |
|-----|--|------------------|
| (1) | (2) | (3) |
| 1 | ZAKAT TAHUN 2020 | |
| | FAKIR | |
| | - Bantuan Dana Tunai Komsumtif | 1 428 000 000 |
| | - Bantuan Dana untuk Rehab Rumah | 720 000 000 |
| | MISKIN | |
| | - Bantuan Dana Tunai Konsumtif | 0 |
| | - Bantuan Dana Tunai Produktif | 1 690 000 000 |
| | AMIL | |
| | - Pemberian Hak Amil kepada Ketua UPZ | 2 235 500 |
| | - Pemberian Hak Amil kepada Pejabat BUD | 57 307 500 |
| | - Pemberian Hak Amil kepada Pengurus Baitul Mal Gampong | 68 000 000 |
| | - Pemberian Hak Amil kepada Pengurus Badan Pelaksana Baitul Mal | 396 650 000 |
| | - Pemberian Hak Amil kepada Unsur-unsur Lain di Lingkungan Badan Pelaksana Baitul Mal Kota | 11 550 000 |
| | - Kebutuhan Operasional Pendistribusian Bantuan | 82 719 500 |
| | MUALLAF | |
| | - Bantuan Dana Tunai | 24 000 000 |
| | GHARIM | |
| | - Bantuan Dana untuk Orang yang Terhutang | 40 000 000 |
| | FISABILILLAH | |
| | - Bantuan Dana untuk Balai Pengajian | 128 000 000 |
| | - Bantuan Dana untuk Majelis Taklim | 65 000 000 |
| | - Bantuan Dana untuk Kegiatan Organisasi Islam | 0 |
| | IBNU SABIL | |
| | - Bantuan Beasiswa Santri | 266 000 000 |
| | - Bantuan Dana untuk Pembelian Kitab (Organisasi, Lembaga) | 67 500 000 |
| 2 | INFAQ TAHUN 2020 | 0 |

SOCIAL AND WELFARE

Lanjutan Tabel/ Continued Tabel 4.3.14

| No. | Jenis Bantuan/ Details | Jumlah/ Total |
|-----|---|------------------|
| (1) | (2) | (3) |
| 3 | ZAKAT TAHUN 2019 | 5 388 800 000 |
| | FAKIR | |
| | - Bantuan Dana Tunai Komsuntif | 559 500 000 |
| | - Bantuan Dana untuk Rehab Rumah | 1 280 000 000 |
| | MISKIN | |
| | - Bantuan Dana Tunai Konsumtif | 1 968 300 000 |
| | - Bantuan Dana Tunai Produktif | 350 500 000 |
| | AMIL | |
| | - Pemberian Hak Amil kepada Ketua UPZ | 4 516 500 |
| | - Pemberian Hak Amil kepada Pejabat BUD | .60 667 000 |
| | - Pemberian Hak Amil kepada Pengurus Baitul Mal Gampong | 95 200 000 |
| | - Pemberian Hak Amil kepada Pengurus Badan Pelaksana Baitul Mal | 217 000 000 |
| | - Pemberian Hak Amil kepada Unsur-unsur Lain di Lingkungan Badan Pelaksana Baitul Mal Kota | 82 500 000 |
| | - Kebutuhan Operasional Pendistribusian Bantuan | 118 116 500 |
| | MUALLAF | |
| | - Bantuan Dana Tunai | 39 000 000 |
| | GHARIM | |
| | - Bantuan Dana untuk Orang yang Terhutang | 80 000 000 |
| | FISABILILLAH | |
| | - Bantuan Dana untuk Balai Pengajian | 122 500 000 |
| | - Bantuan Dana untuk Majelis Taklim | 18 000 000 |
| | - Bantuan Dana untuk Kegiatan Organisasi Islam | 7 500 000 |
| | IBNU SABIL | |
| | - Bantuan Beasiswa Santri | 248 000 000 |
| | - Bantuan Dana untuk Pembelian Kitab (Organisasi, Lembaga) | 137 500 000 |
| 4 | INFAQ TAHUN 2020 | 0 |

Sumber/Source: Baitul Mal Kota Lhokseumawe/Baitul Mal of Lhokseumawe

4.4 KEMISKINAN/POVERTY

Tabel 4.4.1 Jumlah Penduduk dan Indikator Kemiskinan di Kota Lhokseumawe, 2015–2020
Tabel Population and Indicator of Poverty in Lhokseumawe Municipality, 2015–2020

| Tahun/ Year | Garis Kemiskinan (rupiah) /Poverty Line | Jumlah Penduduk Miskin/ Total Poor Population | Persentase Penduduk Miskin/Percentage of Poor People |
|----------------|---|---|--|
| (1) | (2) | (3) | (4) |
| 2015 | 303 155 | 23 150 | 12.16 |
| 2016 | 319 988 | 23 180 | 11.98 |
| 2017 | 343 558 | 24 440 | 12.32 |
| 2018 | 367 525 | 23 880 | 11.81 |
| 2019 | 376 832 | 23 050 | 11.18 |
| 2020 | 407 421 | 22 690 | 10.80 |

Sumber/Source: Badan Pusat Statistik Kota Lhokseumawe/ BPS-Statistics of Lhokseumawe Municipality

SOCIAL AND WELFARE

Tabel 4.4.2 Indeks Kedalaman Kemiskinan dan Indeks Keparahan Kemiskinan di Kota Lhokseumawe
Poverty Gap Index and Poverty Severity Index in Lhokseumawe Municipality 2015 - 2020

| Tahun/ Year | Indeks Kedalaman Kemiskinan/Poverty Gap Index | Indeks Keparahan Kemiskinan/Poverty Severity Index |
|----------------|--|--|
| (1) | (2) | (3) |
| 2015 | 2.30 | 0.62 |
| 2016 | 2.00 | 0.59 |
| 2017 | 1.68 | 0.40 |
| 2018 | 1.72 | 0.39 |
| 2019 | 1.51 | 0.30 |
| 2020 | 1.56 | 0.29 |

Sumber/Source: Badan Pusat Statistik Kota Lhokseumawe/ *BPS-Statistics of Lhokseumawe Municipality*

4.5 KRIMINALITAS/CRIME

Tabel 4.5.1 Jumlah Tindak Kriminalitas per Jenis Kasus di Wilayah Tugas Polresta Lhokseumawe Menurut Bulan, 2019
Number of Crime Case in Duty Area of Lhokseumawe Police Department Jurisdiction by Month, 2019

| Bulan/ Month | Jenis Kriminalitas/ Crime Cases | | | | |
|-------------------------|---------------------------------|----------------------------------|-----------------------------------|---------------------------------|---------------------------|
| | Pencurian / Theft | Penganiayaan / Persecution | Curanmor / Vehicle Theft | KDRT/ Househol d Violence | Pembunuhan / Murder |
| (1) | (2) | (3) | (4) | (5) | (6) |
| Januari/ January | 9 | 0 | 1 | 0 | 0 |
| Februari/ February | 8 | 1 | 4 | 0 | 0 |
| Maret/ March | 6 | 3 | 1 | 0 | 0 |
| April/ April | 3 | 2 | 1 | 1 | 0 |
| Mei/ May | 5 | 0 | 1 | 0 | 0 |
| Juni/ June | 7 | 5 | 1 | 1 | 0 |
| Juli/ July | 10 | 4 | 0 | 0 | 0 |
| Agustus/ August | 7 | 3 | 0 | 1 | 0 |
| September/ September | 7 | 0 | 1 | 0 | 0 |
| Oktober/ October | 8 | 1 | 2 | 0 | 0 |
| November/ November | 13 | 1 | 2 | 0 | 0 |
| Desember/ December | 7 | 0 | 3 | 0 | 0 |
| Jumlah/Total | 90 | 20 | 17 | 3 | 0 |

SOCIAL AND WELFARE

Lanjutan Tabel/ Continued Tabel 4.5.1

| Bulan/ Month | Jenis Kriminalitas/ <i>Crime Cases</i> | | | | |
|-----------------------------|--|------------------------------------|-------------------------------|--------------------------|--|
| | Penggelapan / <i>Smuggling</i> | Pemerasan / <i>Extortion</i> | Perkosaan / <i>Rape</i> | Narkoba/ <i>Drugs</i> | Perusakan/ <i>Vandalism</i> <i>e</i> |
| (1) | (7) | (8) | (9) | (10) | (11) |
| Januari/ <i>January</i> | 1 | 0 | 0 | 0 | 0 |
| Februari/ <i>February</i> | 2 | 0 | 0 | 0 | 0 |
| Maret/ <i>March</i> | 2 | 0 | 0 | 0 | 0 |
| April/ <i>April</i> | 0 | 0 | 0 | 0 | 0 |
| Mei/ <i>May</i> | 0 | 0 | 0 | 0 | 0 |
| Juni/ <i>June</i> | 0 | 0 | 0 | 0 | 0 |
| Juli/ <i>July</i> | 0 | 0 | 0 | 0 | 0 |
| Agustus/ <i>August</i> | 1 | 0 | 0 | 0 | 0 |
| September/ <i>September</i> | 1 | 0 | 0 | 0 | 0 |
| Oktober/ <i>October</i> | 2 | 0 | 0 | 0 | 0 |
| November/ <i>November</i> | 2 | 0 | 0 | 0 | 0 |
| Desember/ <i>December</i> | 1 | 0 | 0 | 0 | 0 |
| Jumlah/ <i>Total</i> | 12 | 0 | 0 | 0 | 0 |

Sumber/Source: Polres Lhokseumawe/ *Resort Police of Lhokseumawe*

Lanjutan Tabel/ Continued Tabel 4.5.1

| Bulan/ Month | Jenis Kriminalitas/ <i>Crime Cases</i> | | | |
|-----------------------------|--|-------------------------------|-------------------------------|-----------------------------|
| | Penipuan/ <i>Deception</i> | Perzinaan/ <i>Adultery</i> | Perjudian/ <i>Gambling</i> | Lain-lain/ <i>Others</i> |
| (1) | (12) | (13) | (14) | (15) |
| Januari/ <i>January</i> | 1 | 0 | 0 | 1 |
| Februari/ <i>February</i> | 0 | 0 | 0 | 1 |
| Maret/ <i>March</i> | 1 | 0 | 0 | 0 |
| April/ <i>April</i> | 0 | 0 | 0 | 3 |
| Mei/ <i>May</i> | 0 | 0 | 0 | 1 |
| Juni/ <i>June</i> | 2 | 0 | 0 | 2 |
| Juli/ <i>July</i> | 1 | 0 | 0 | 1 |
| Agustus/ <i>August</i> | 1 | 0 | 0 | 0 |
| September/ <i>September</i> | 3 | 0 | 0 | 0 |
| Oktober/ <i>October</i> | 2 | 0 | 0 | 1 |
| November/ <i>November</i> | 0 | 0 | 0 | 0 |
| Desember/ <i>December</i> | 0 | 0 | 0 | 0 |
| Jumlah/Total | 11 | 0 | 0 | 10 |

Sumber/Source: Polres Lhokseumawe/ *Resort Police of Lhokseumawe*

SOCIAL AND WELFARE

Tabel 4.5.2 Perkembangan Tindak Kriminalitas per Jenis Kasus di Wilayah Tugas
Tabel Polres Lhokseumawe, 2014-2019
Number of Crime Case in Lhokseumawe Police Department Jurisdiction, 2014-2019

| | Jenis Kriminalitas/ Crime Case | Tahun/ Year | | | | |
|----------------------|-----------------------------------|-------------|------------|--------------|------------|------------|
| | | 2015 | 2016 | 2017 | 2018 | 2019 |
| | (1) | (2) | (3) | (4) | (5) | (6) |
| 1 | Pembakaran | 7 | 20 | - | 3 | - |
| 2 | Kebakaran | 11 | 20 | - | 0 | 2 |
| 3 | Penculikan | 2 | 4 | - | 1 | 0 |
| 4 | Penghinaan | 1 | 3 | - | 2 | 0 |
| 5 | Pembunuhan | 3 | 2 | 6 | 4 | 0 |
| 6 | Penganiayaan | 43 | 37 | 1 83 | 36 | 20 |
| 7 | Pencurian | 131 | 13 6 | 2 84 | 21 | 90 |
| 8 | Pemerasan | 15 | 12 | 3 1 | 7 | 0 |
| 9 | Penggelapan | 29 | 51 | 8 7 | 43 | 12 |
| 10 | Penipuan | 82 | 66 | 1 18 | 92 | 11 |
| 11 | Perusakan | 11 | 32 | 2 3 | 6 | 0 |
| 12 | Perampasan Hak | 25 | 8 | - | 4 | - |
| 13 | Curanmor | 210 | 22 0 | 3 36 | 30 | 17 |
| 14 | Perbuatan Tdk Menyenangkan | 5 | 1 | - | 2 | 1 |
| 15 | Melarikan Wanita | 4 | - | - | 6 | 0 |
| 16 | KDRT | 19 | 33 | 3 1 | 11 | 3 |
| 17 | Unjuk Rasa | - | - | - | - | - |
| 18 | Senpi | 2 | 3 | - | - | 0 |
| 19 | Perbuatan Cabul | 32 | 32 | - | 29 | 0 |
| 20 | Perjudian | 11 | - | - | 5 | 0 |
| 21 | Pemalsuan Surat | 4 | 4 | - | - | 0 |
| 22 | Perkosaan | 7 | 1 | 3 | 4 | 0 |
| 23 | Perzinaan | 1 | 3 | 5 | 8 | 0 |
| Jumlah/ Total | | 655 | 688 | 1 107 | 314 | 156 |

Sumber/Source: Polres Lhokseumawe/ Resort Police of Lhokseumawe

Tabel 4.5.3 Program Pencegahan dan Pemberantasan Penyalahgunaan dan Peredaran Gelap Narkoba, 2020
Program for Prevention and Eradication of Drug Abuse and Illicit Circulation, 2020

| No. | Kegiatan | Peserta/ Media/ Sasaran | Jumlah Peserta/ Pendengar/ Sasaran |
|--|--|---|---|
| (1) | (2) | (3) | (4) |
| I. Seksi Pencegahan dan Pemberdayaan Masyarakat | | | |
| 1 | Advokasi Pembangunan Berwawasan Anti | Dinas terkait, Kantor Camat, Polsek, Koramil dan Puskesmas. | 60 Orang |
| 2 | Diseminasi Informasi Melalui Sosialisasi dan Insert Konten | Mahasiswa/Pelajar, Masyarakat dan Pekerja dalam wilayah Kota Lhokseumawe | 1350 Orang |
| 3 | Diseminasi Informasi Melalui Pemanfaatan Media Penyiaran Radio | Radio Republik Indonesia Kota Lhokseumawe | Pendengar Radio di wilayah Kota Lhokseumawe |
| 4 | Diseminasi Informasi Melalui Pagelaran seni | Masyarakat Kota Lhokseumawe | 150 Keluarga |
| 5 | Diseminasi Melalui Talkshow | Mahasiswa/Pelajar dari Poltek Negeri LSW, Unimal, dan IAIN | 25 Orang |
| 6 | Diseminasi Informasi P4GN melalui BNN Menyapa | Masyarakat Kota Lhokseumawe | Masyarakat Kota Lhokseumawe |
| 7 | Program Pemberdayaan Penggiat Anti Narkoba | Pekerja Instansi Pemerintah dan Swasta, Pelajar, Mahasiswa, dan Masyarakat Kota Lhokseumawe | 30 Orang |
| 8 | Pemberdayaan Masyarakat Anti Narkoba melalui Tes Urine Narkoba | Pelajar SMAN dan SMKN, Masyarakat, serta Pekerja Instansi Pemerintahan dalam wilayah Kota Lhokseumawe | 825 Orang |

SOCIAL AND WELFARE

Lanjutan Tabel/ Continued Tabel 4.4.5

| No. | Kegiatan | Peserta/ Media/ Sasaran | Jumlah Peserta/ Pendengar/ Sasaran |
|---------------------------------|---|---|--|
| (1) | (2) | (3) | (4) |
| II. Seksi Rehabilitasi | | | |
| 1 | Bimbingan Teknis dan Peningkatan Mutu Layanan Lembaga Rehabilitasi Pecandu Narkoba | Puskesmas Kecamatan Muara Dua Kota Lhokseumawe Puskesmas Kecamatan Mon Geudong Kota Lhokseumawe Puskesmas Kecamatan Muara Satu Kota Lhokseumawe Klinik Universitas Malikussaleh Yayasan Permata Aceh Peduli | 1 Instansi 1 Instansi 1 Instansi 1 Lembaga 1 Lembaga |
| 2 | Pelayanan Rehabilitasi Rawat Jalan Pecandu Narkoba di Klinik Pratama BNN Kota Lhokseumawe | Para Pecandu Narkoba | 17 Orang |
| 3 | Pelayanan Laporan Keluarga Pecandu Narkoba | Keluarga Pecandu Narkoba | 57 Orang |
| III. Seksi Pemberantasan | | | |
| 1 | Penyelidikan dan Penyidikan Kasus Tindak Pidana Narkotika | Pelaku Tindak Kejahatan Penyalahgunaan dan Peredaran Gelap Narkoba | 1 Pelaku Kejahatan Narkoba 1 Berkas Tindak Kejahatan Narkoba |

Sumber/Source: Badan Narkotika Nasional Kota Lhokseumawe/ BNN of Lhokseumawe

Tabel 4.5.4 Pelanggaran Syariat Islam Menurut Qanun No.06 Tahun 2014 (Tentang Hukum Jinayat), 2020
Islamic Law Violation According by Qanun No. 06 of 2014 in 2020

| Bulan/ Month | Jumlah Kasus/ Number of Case | Tindak Lanjut/ Further Action | | |
|---------------------|---------------------------------|-------------------------------|--------------------|-------------------------|
| | | Hukum/ Law | Adat/ Tradition | Pembinaan/ Direction |
| (1) | (2) | (3) | (4) | (5) |
| Januari/January | 11 | 0 | 0 | 11 |
| Februari/February | 10 | 0 | 0 | 10 |
| Maret/March | 7 | 0 | 0 | 7 |
| April/April | 2 | 0 | 0 | 2 |
| Mei/May | 2 | 0 | 0 | 2 |
| Juni/June | 2 | 0 | 0 | 2 |
| Juli/July | 5 | 0 | 0 | 5 |
| Agustus/August | 3 | 0 | 0 | 3 |
| September/September | 6 | 0 | 0 | 6 |
| Oktober/October | 5 | 0 | 0 | 5 |
| November/November | 1 | 0 | 0 | 1 |
| Desember/December | 2 | 0 | 0 | 2 |
| Jumlah/Total | 56 | 0 | 0 | 56 |

Sumber/Source: Satuan Polisi Pamong Praja dan Wilayahatul Hisbah/ *Islamic and Civil Police Service*

SOCIAL AND WELFARE

Tabel 4.5.5 Jumlah Kasus di Pengadilan Negeri Lhokseumawe Setiap Bulan, 2020
Number of Cases in District Court Lhokseumawe per Month, 2020

| Bulan/ Month | Pidana/ Criminal | Perdata/ Civil | Jumlah/ Total |
|---------------------|---------------------|-------------------|------------------|
| (1) | (2) | (3) | (4) |
| Januari/January | 36 | 8 | 44 |
| Februari/February | 16 | 1 | 17 |
| Maret/March | 18 | 1 | 19 |
| April/April | 6 | 1 | 7 |
| Mei/May | 40 | 0 | 40 |
| Juni/June | 17 | 1 | 18 |
| Juli/July | 12 | 2 | 14 |
| Agustus/August | 17 | 2 | 19 |
| September/September | 16 | 3 | 19 |
| Oktober/October | 22 | 1 | 23 |
| November/November | 9 | 3 | 12 |
| Desember/December | 10 | 0 | 10 |
| Jumlah/Total | 219 | 23 | 242 |

Sumber/Source: Pengadilan Negeri Kota Lhokseumawe/ Lhokseumawe District Court

Tabel 4.5.6 Jumlah Perkara Pidana di Pengadilan Negeri Lhokseumawe Setiap Bulan, 2020
Number of Criminal Cases in Lhokseumawe District Court per Month, 2020

| Bulan/ Month | Perkara Masuk/ Case Received | Jumlah Perkara/ Number of Cases | Perkara Diputuskan/ Case Decided | Sisa Bulan Ini/ Case Remains by This Month |
|---------------------|---------------------------------------|--|--|--|
| (1) | (2) | (3) | (4) | (5) |
| Januari/January | 36 | 36 | 6 | 30 |
| Februari/February | 16 | 16 | 18 | 28 |
| Maret/March | 18 | 18 | 25 | 21 |
| April/April | 6 | 6 | 17 | 10 |
| Mei/May | 40 | 40 | 12 | 38 |
| Juni/June | 17 | 17 | 31 | 24 |
| Juli/July | 12 | 12 | 20 | 16 |
| Agustus/August | 17 | 17 | 13 | 20 |
| September/September | 16 | 16 | 17 | 19 |
| Oktober/October | 22 | 22 | 9 | 32 |
| November/November | 9 | 9 | 30 | 11 |
| Desember/December | 10 | 10 | 17 | 44 |
| Jumlah/Total | 219 | 219 | 215 | 253 |

Sumber/Source: Pengadilan Negeri Kota Lhokseumawe/ *Lhokseumawe District Court*

SOCIAL AND WELFARE

Tabel 4.5.7 Jumlah Perkara Perdata Gugatan di Pengadilan Negeri Lhokseumawe
Tabel Setiap Bulan, 2020
Number of Civil Cases in Lhokseumawe District Court per Month, 2020

| Bulan/ Month | Perkara Masuk/ Case Received | Jumlah Perkara/ Number of Cases | Perkara Diputuskan/ Case Decided | Sisa Bulan Ini/ Case Remains by This Month |
|---------------------|------------------------------------|--|---|--|
| (1) | (2) | (3) | (4) | (5) |
| Januari/January | 8 | 8 | 1 | 7 |
| Februari/February | 1 | 1 | 3 | 5 |
| Maret/March | 1 | 1 | 0 | 6 |
| April/April | 1 | 1 | 1 | 6 |
| Mei/May | 0 | 0 | 3 | 3 |
| Juni/June | 1 | 1 | 1 | 3 |
| Juli/July | 2 | 2 | 2 | 3 |
| Agustus/August | 2 | 2 | 0 | 5 |
| September/September | 3 | 3 | 0 | 8 |
| Oktober/October | 1 | 1 | 1 | 7 |
| November/November | 3 | 3 | 0 | 11 |
| Desember/December | 0 | 0 | 6 | 5 |
| Jumlah/ Total | 23 | 23 | 18 | 63 |

Sumber/Source: Pengadilan Negeri Kota Lhokseumawe/ *Lhokseumawe District Court*

Tabel 4.5.8 Jumlah Perkara Perdata di Kejaksaan Negeri Lhokseumawe Setiap Bulan, 2020
Number of Civil Cases in Lhokseumawe District Judiciary per Month, 2020

| Bulan/ Month | Laporan Masuk/ Report Received | Jumlah Laporan/ Number of Reports | Laporan Diputuskan/ Report Decided | Sisa Bulan Ini/ Report Remains by This Month |
|---------------------|---|--|---|--|
| (1) | (2) | (3) | (4) | (5) |
| Januari/January | - | - | - | - |
| Februari/February | - | - | - | - |
| Maret/March | - | - | - | - |
| April/April | - | - | - | - |
| Mei/May | - | - | - | - |
| Juni/June | - | - | - | - |
| Juli/July | - | - | - | - |
| Agustus/August | - | - | - | - |
| September/September | - | - | - | - |
| Oktober/October | 2 | 2 | - | 2 |
| November/November | - | - | - | 2 |
| Desember/December | 1 | 1 | - | 3 |
| Jumlah/Total | 3 | 3 | - | 7 |

Sumber/Source: Kejaksaan Negeri Kota Lhokseumawe/ *Lhokseumawe District Judiciary*

SOCIAL AND WELFARE

Tabel 4.5.9 Jumlah Perkara Pidana Umum di Kejaksaan Negeri Lhokseumawe Setiap Bulan, 2020
Number of Criminal Cases in Lhokseumawe District Judiciary per Month, 2020

| Bulan/ Month | Sisa Bulan Lalu/ Report Remaini ng Month | Laporan Masuk/ Report Received | Jumlah Laporan/ Number of Reports | Laporan Diselesai- kan/ Reports Completed | Sisa Bulan Ini/ Report Remains by This Month |
|---------------------|--|---|---|---|---|
| (1) | (2) | (3) | (4) | (5) | (6) |
| Januari/January | 9 | 20 | 29 | 14 | 15 |
| Februari/February | 15 | 32 | 47 | 15 | 32 |
| Maret/March | 32 | 28 | 60 | 30 | 30 |
| April/April | 30 | 12 | 42 | 33 | 9 |
| Mei/May | 9 | 15 | 24 | 20 | 4 |
| Juni/June | 4 | 25 | 27 | 11 | 18 |
| Juli/July | 18 | 9 | 27 | 11 | 16 |
| Agustus/August | 16 | 40 | 56 | 17 | 38 |
| September/September | 38 | 19 | 57 | 37 | 20 |
| Oktober/October | 20 | 26 | 46 | 17 | 29 |
| Nopember/November | 29 | 17 | 46 | 31 | 15 |
| Desember/December | 15 | 21 | 36 | 18 | 18 |
| Jumlah/Total | 233 | 264 | 499 | 254 | 244 |

Sumber/Source: Kejaksaan Negeri Kota Lhokseumawe/ Lhokseumawe District Judiciary

Tabel 4.5.10 Jumlah Perkara Pidana Khusus di Kejaksaan Negeri Lhokseumawe Setiap Bulan, 2020
Number of Typical Criminal Cases in Lhokseumawe District Judiciary per Month, 2020

| Bulan/ Month | Sisa Bulan Lalu/ Report Remaini ng Month | Laporan Masuk/ Report Received | Jumlah Laporan/ Number of Reports | Laporan Diselesai- kan/ Reports Completed | Sisa Bulan Ini/ Report Remains by This Month |
|---------------------|--|---|---|---|---|
| (1) | (2) | (3) | (4) | (5) | (6) |
| Januari/January | 7 | - | 7 | - | 7 |
| Februari/February | 7 | - | 7 | 4 | 3 |
| Maret/March | 3 | - | 3 | 2 | 1 |
| April/April | 1 | - | 1 | - | 1 |
| Mei/May | 1 | - | 1 | - | 1 |
| Juni/June | 1 | - | 1 | - | 1 |
| Juli/July | 1 | - | 1 | - | 1 |
| Agustus/August | 1 | - | 1 | - | 1 |
| September/September | 1 | - | 1 | - | 1 |
| Oktober/October | 1 | - | 1 | - | 1 |
| Nopember/November | 1 | - | 1 | - | 1 |
| Desember/December | 1 | 2 | 3 | - | 3 |
| Jumlah/Total | 26 | 2 | 28 | 6 | 22 |

Sumber/Source: Kejaksaan Negeri Kota Lhokseumawe/ Lhokseumawe District Judiciary

SOCIAL AND WELFARE

Tabel 4.5.11 Jumlah Narapidana di Lembaga Pemasyarakatan Kelas 2A Kota Lhokseumawe Menurut Masa Hukuman, 2020
Number of Inmates in Lhokseumawe Prison According to The Sentence, 2020

| Masa Hukuman/ <i>Sentence</i> | Laki-laki/ <i>Male</i> | Perempuan/ <i>Female</i> | Jumlah/ <i>Total</i> |
|----------------------------------|---------------------------|-----------------------------|-------------------------|
| (1) | (2) | (3) | (4) |
| 0-1 tahun | 10 | 0 | 10 |
| 1-5 Tahun | 175 | 3 | 178 |
| 5-10 Tahun | 223 | 8 | 231 |
| 10 Tahun ke Atas | 108 | 1 | 109 |
| Jumlah/Total | 516 | 12 | 528 |

Sumber/Source: Lembaga Pemasyarakatan Kelas 2A Lhokseumawe/ *Lhokseumawe Prison*

Tabel 4.5.12 Jumlah Narapidana di Lembaga Pemasyarakatan Kelas 2A Kota Lhokseumawe Menurut Bulan, 2020
Number of Inmates in Lhokseumawe Prison by Month, 2020

| Bulan/ Month | Narapidana Masuk/ Incoming Prisoners | Jumlah Narapidana/ Number of Prisoner | Narapidana Dibebaskan/ Prisoner Freed | Sisa Bulan Ini/ Prisoner Remains by This Month |
|---------------------|---|--|--|--|
| (1) | (2) | (3) | (4) | (5) |
| Januari/January | 0 | 510 | 5 | 505 |
| Februari/February | 12 | 517 | 13 | 504 |
| Maret/March | 28 | 532 | 12 | 520 |
| April/April | 31 | 551 | 66 | 485 |
| Mei/May | 13 | 498 | 13 | 485 |
| Juni/June | 26 | 511 | 21 | 490 |
| Juli/July | 39 | 529 | 23 | 506 |
| Agustus/August | 27 | 533 | 40 | 493 |
| September/September | 5 | 498 | 16 | 482 |
| Oktober/October | 21 | 503 | 3 | 500 |
| November/November | 13 | 513 | 6 | 507 |
| Desember/December | 24 | 531 | 10 | 521 |
| Jumlah/Total | 239 | 6 226 | 228 | 5 998 |

Sumber/Source: Lembaga Pemasyarakatan Kelas 2A Lhokseumawe/ *Lhokseumawe Prison*

SOCIAL AND WELFARE

Tabel 4.5.13 Jumlah Narapidana di Lembaga Pemasyarakatan Kelas 2A Kota Lhokseumawe Menurut Bulan dan Jenis Kasus, 2020
Number of Prisoner in Lhokseumawe Prison by Month and Case, 2020

| Bulan/ Month | Pidana/ Criminal | Perdata/ Civil | Narkoba/ Drug | Lalu Lintas/ Traffic | Jumlah/ Total |
|---------------------|---------------------|-------------------|------------------|----------------------------|------------------|
| (1) | (2) | (3) | (4) | (5) | (6) |
| Januari/January | 124 | 0 | 381 | 0 | 505 |
| Februari/February | 101 | 0 | 403 | 0 | 504 |
| Maret/March | 119 | 0 | 401 | 0 | 520 |
| April/April | 103 | 0 | 382 | 0 | 485 |
| Mei/May | 54 | 0 | 431 | 0 | 485 |
| Juni/June | 55 | 0 | 435 | 0 | 490 |
| Juli/July | 29 | 0 | 476 | 1 | 506 |
| Agustus/August | 33 | 0 | 459 | 1 | 493 |
| September/September | 39 | 0 | 443 | 0 | 482 |
| Oktober/October | 77 | 0 | 423 | 0 | 500 |
| November/November | 78 | 0 | 429 | 0 | 507 |
| Desember/December | 117 | 0 | 404 | 0 | 521 |
| Jumlah/Total | 929 | 0 | 5 067 | 2 | 5 998 |

Sumber/Source: Lembaga Pemasyarakatan Kelas 2A Lhokseumawe/ *Lhokseumawe Prison*

4.6 SOSIAL LAINNYA/OTHER SOCIAL AFFAIRS

Tabel 4.6.1 Banyaknya Sertifikat Hak Atas Tanah yang Dikeluarkan BPN, 2020
Tabel Number of Land Certificate Issued by BPN, 2020

| | Tipe/ Type | Jumlah/ Total (Bidang) |
|---|---------------------|---------------------------|
| | (1) | (2) |
| 1 | PTSL | 551 |
| 2 | WAKAF | 31 |
| 3 | RELOKASI | 0 |
| 4 | RUTIN | 1 160 |
| 5 | UKM | 0 |
| 6 | NELAYAN | 0 |
| | Jumlah/Total | 1 714 |

Sumber/Source: BPN Kota Lhokseumawe/ BPN of Lhokseumawe

SOCIAL AND WELFARE

Tabel 4.6.2 Banyaknya Pemeliharaan Data Pendaftaran Tanah yang Diterbitkan Menurut Kecamatan, 2020
Number of Right Transition of Lands Issued by Sub District, 2020

| | Jenis Peralihan/ <i>Type of Land Transition</i> | Kecamatan/ <i>Sub District</i> | | | | Jumlah/ <i>Total</i> |
|----|--|--------------------------------|--------------|---------------|----------------|-------------------------|
| | | Blang Mangat | Muara Dua | Muara Satu | Banda Sakti | |
| | (1) | (2) | (3) | (4) | (5) | (6) |
| 1 | Jual Beli | 0 | 0 | 0 | 0 | 1 229 |
| 2 | Hibah | 0 | 0 | 0 | 0 | 76 |
| 3 | Warisan | 0 | 0 | 0 | 0 | 151 |
| 4 | APHB | 0 | 0 | 0 | 0 | 89 |
| 5 | Tukar Menukar | 0 | 0 | 0 | 0 | 2 |
| 6 | Lelang | 0 | 0 | 0 | 0 | 4 |
| 7 | Ganti Nama | 0 | 0 | 0 | 0 | 1 |
| 8 | Ikrar Wakaf | 0 | 0 | 0 | 0 | 4 |
| 9 | Penetapan Pengadilan | 0 | 0 | 0 | 0 | 17 |
| 10 | Hak Tanggungan | 0 | 0 | 0 | 0 | 641 |
| 11 | Royal Hak Tanggungan | 0 | 0 | 0 | 0 | 754 |
| 12 | Pemisahan/ Pemecahan Hak | 0 | 0 | 0 | 0 | 399 |
| 13 | Penggabungan | 0 | 0 | 0 | 0 | 13 |
| 14 | Perubahan Hak/ Peningkatan Hak | 0 | 0 | 0 | 0 | 13 |
| 15 | Pembaharuan Hak | 0 | 0 | 0 | 0 | 2 |
| 16 | Perpanjangan Hak | 0 | 0 | 0 | 0 | 13 |
| 17 | Sertifikat Hilang | 0 | 0 | 0 | 0 | 31 |
| 18 | Ganti Blangko | 0 | 0 | 0 | 0 | 7 |
| 19 | Penghapusan Hak | 0 | 0 | 0 | 0 | 41 |
| 20 | Pembatalan Hak | 0 | 0 | 0 | 0 | 2 |
| | Jumlah/Total | 0 | 0 | 0 | 0 | 3 489 |

Sumber/Source: BPN Kota Lhokseumawe/ BPN of Lhokseumawe

Tabel 4.6.3 Jumlah Sertifikat Hak Milik yang Diberikan/ Diselesaikan Menurut Bulan, 2020
Number of Ownership Certificate Given/ Finished by Month, 2020

| Bulan/ Month | Hak Milik/ Ownership | |
|----------------------|----------------------|---------------------------|
| | Diberikan/ Given | Diselesaikan/ Finished |
| (1) | (2) | (3) |
| Januari/ January | 56 | 56 |
| Februari/ February | 115 | 115 |
| Maret/ March | 119 | 119 |
| April/ April | 83 | 83 |
| Mei/ May | 89 | 89 |
| Juni/ June | 112 | 112 |
| Juli/ July | 114 | 114 |
| Agustus/ August | 61 | 61 |
| September/ September | 82 | 82 |
| Oktober/ October | 91 | 91 |
| November/ November | 53 | 53 |
| Desember/ December | 60 | 60 |
| Jumlah/ Total | 1 035 | 1 035 |

Sumber/Source: BPN Kota Lhokseumawe/ BPN of Lhokseumawe

SOCIAL AND WELFARE

Tabel 4.6.4 Jumlah Sertifikat Hak Guna Bangunan yang Diberikan/ Diselesaikan Menurut Bulan, 2020
Number of Building Utilization Certificate Given/Finished by Month, 2020

| Bulan/ Month | Hak Guna Bangunan/ Building Utilization | |
|-----------------------------|--|---------------------------|
| | Diberikan/ Given | Diselesaikan/ Finished |
| (1) | (2) | (3) |
| Januari/ <i>January</i> | 1 | 1 |
| Februari/ <i>February</i> | 1 | 1 |
| Maret/ <i>March</i> | 6 | 6 |
| April/ <i>April</i> | 4 | 4 |
| Mei/ <i>May</i> | 1 | 1 |
| Juni/ <i>June</i> | 5 | 5 |
| Juli/ <i>July</i> | 2 | 2 |
| Agustus/ <i>August</i> | 3 | 3 |
| September/ <i>September</i> | 2 | 2 |
| Oktober/ <i>October</i> | 0 | 0 |
| November/ <i>November</i> | 4 | 4 |
| Desember/ <i>December</i> | 83 | 83 |
| Jumlah/ <i>Total</i> | 112 | 112 |

Sumber/Source: BPN Kota Lhokseumawe/ *BPN of Lhokseumawe*

Tabel 4.6.5 Jumlah Sertifikat Hak Pakai dan Hak Pengelola yang Diberikan/ D diselesaikan Menurut Bulan, 2020
Number of Utilization Certificate and Management Certificate Given/ Finished by Month, 2020

| Bulan/ Month | Hak Pakai/ Utilization | | Hak Pengelola/ Management | |
|----------------------|---------------------------|---------------------------|------------------------------|---------------------------|
| | Diberikan/ Given | Diselesaikan/ Finished | Diberikan/ Given | Diselesaikan/ Finished |
| (1) | (2) | (3) | (4) | (5) |
| Januari/ January | 0 | 0 | - | - |
| Februari/ February | 0 | 0 | - | - |
| Maret/ March | 0 | 0 | - | - |
| April/ April | 1 | 1 | - | - |
| Mei/ May | 0 | 0 | - | - |
| Juni/ June | 0 | 0 | - | - |
| Juli/ July | 0 | 0 | - | - |
| Agustus/ August | 0 | 0 | - | - |
| September/ September | 1 | 1 | - | - |
| Oktober/ October | 0 | 0 | - | - |
| November/ November | 7 | 7 | - | - |
| Desember/ December | 0 | 0 | - | - |
| Jumlah/ Total | 9 | 9 | 0 | 0 |

Sumber/Source: BPN Kota Lhokseumawe/ BPN of Lhokseumawe

SOCIAL AND WELFARE

Tabel 4.6.6 Jumlah Sertifikat Hak Tanggungan yang Diberikan/ Diselesaikan Menurut Bulan, 2020
Number of Amenability Certificate Given/ Finished by Month, 2020

| Bulan/ Month | Hak Tanggungan/ Amenability | |
|----------------------|-----------------------------|---------------------------|
| | Diberikan/ Given | Diselesaikan/ Finished |
| (1) | (2) | (3) |
| Januari/ January | 28 | 28 |
| Februari/ February | 36 | 36 |
| Maret/ March | 54 | 54 |
| April/ April | 60 | 60 |
| Mei/ May | 37 | 37 |
| Juni/ June | 49 | 49 |
| Juli/ July | 74 | 74 |
| Agustus/ August | 57 | 57 |
| September/ September | 89 | 89 |
| Oktober/ October | 36 | 36 |
| November/ November | 56 | 56 |
| Desember/ December | 65 | 65 |
| Jumlah/ Total | 641 | 641 |

Sumber/Source: BPN Kota Lhokseumawe/ BPN of Lhokseumawe

Tabel 4.6.7 Jumlah Sertifikat Tanah Waqaf yang Diberikan/ Diselesaikan Menurut Bulan, 2020
Number of Building Waqf Land Certificate Given/ Finished by Month, 2020

| Bulan/ Month | Tanah Waqaf/ Waqf Land | |
|----------------------|------------------------|---------------------------|
| | Diberikan/ Given | Diselesaikan/ Finished |
| (1) | (2) | (3) |
| Januari/ January | 0 | 0 |
| Februari/ February | 1 | 1 |
| Maret/ March | 1 | 1 |
| April/ April | 0 | 0 |
| Mei/ May | 0 | 0 |
| Juni/ June | 0 | 0 |
| Juli/ July | 1 | 1 |
| Agustus/ August | 0 | 0 |
| September/ September | 1 | 1 |
| Oktober/ October | 0 | 0 |
| November/ November | 0 | 0 |
| Desember/ December | 0 | 0 |
| Jumlah/ Total | 4 | 4 |

Sumber/Source: BPN Kota Lhokseumawe/ BPN of Lhokseumawe

SOCIAL AND WELFARE

Tabel 4.6.8 Surat Izin Usaha Perusahaan yang Diterbitkan Pemerintah Kota Lhokseumawe Menurut Bulan, 2019
Letter of Municipal Government Apporoval of Bussiness Location by Month, 2019

| Bulan/ Month | Kecamatan/ Sub Distric | | | |
|--------------------------------|---------------------------|--------------|---------------|----------------|
| | Blang Mangat | Muara Dua | Muara Satu | Banda Sakti |
| (1) | (2) | (3) | (4) | (5) |
| Januari/ <i>January</i> | 5 | 24 | 15 | 51 |
| Februari/ <i>February</i> | 4 | 17 | 7 | 32 |
| Maret/ <i>March</i> | 6 | 22 | 15 | 37 |
| April/ <i>April</i> | 2 | 14 | 6 | 38 |
| Mei/ <i>May</i> | 2 | 8 | 8 | 28 |
| Juni/ <i>June</i> | 2 | 9 | 3 | 25 |
| Juli/ <i>July</i> | 4 | 12 | 7 | 37 |
| Agustus/ <i>August</i> | 2 | 9 | 1 | 19 |
| September/ <i>September</i> | 8 | 8 | 5 | 22 |
| Oktober/ <i>October</i> | 7 | 6 | 4 | 16 |
| November/ <i>November</i> | 5 | 11 | 2 | 8 |
| Desember/ <i>December</i> | 4 | 15 | 11 | 22 |
| Jumlah/ <i>Total</i> | 51 | 155 | 84 | 335 |

Sumber/Source: Kantor Penanaman Modal, Pelayanan Terpadu Satu Pintu dan Tenaga Kerja Kota Lhokseumawe

Tabel 4.6.9 Surat Izin Usaha Perusahaan yang Diterbitkan Pemerintah Kota Lhokseumawe Dirinci Menurut Bentuk Perusahaan, 2019
Letter of Municipal Government Approval of Business Location by Company Type, 2019

| No | Kecamatan/ Subdistric | Jenis Perusahaan/ Company Type | | | | | | | Jumlah/ Total |
|------------------|--------------------------|-----------------------------------|-----|----------|-----|------|---------|-------|------------------|
| | | PT | CV | Koperasi | UD | Toko | Yayasan | Firma | |
| (1) | (2) | (3) | (4) | (5) | (6) | (7) | (8) | (9) | (10) |
| 1 | Blang Mangat | 1 | 3 | - | 4 | - | - | - | 8 |
| 2 | Muara Dua | 3 | 4 | 1 | 3 | - | - | - | 11 |
| 3 | Muara Satu | 2 | 9 | - | 6 | - | - | - | 17 |
| 4 | Banda Sakti | 12 | 18 | - | 19 | - | - | - | 49 |
| Jumlah/ Total | | 18 | 34 | 1 | 32 | - | - | - | 95 |

Sumber/Source: Kantor Penanaman Modal, Pelayanan Terpadu Satu Pintu dan Tenaga Kerja Kota Lhokseumawe

SOCIAL AND WELFARE

Tabel 4.6.10 Jumlah Layanan Perizinan Usaha, 2019
Tabel Number of Business Licensing Services, 2019

| No. | Jenis Layanan/ Services | Banyaknya/ Frequencies |
|-----|--|---------------------------|
| (1) | (2) | (3) |
| 1 | Ijin Mendirikan Bangunan (IMB) | 174 |
| 2 | Izin Gangguan/HO | 0 |
| 3 | Izin Tempat Usaha Perusahaan | 623 |
| 4 | Izin Usaha Penangkapan Ikan | 1 |
| 5 | Izin Usaha Pembudidayaan Ikan | 0 |
| 6 | Izin Usaha Jasa Konstruksi (IUJK) | 173 |
| 7 | Izin Usaha Perdagangan (SIUP) | 71 |
| 8 | Tanda Daftar Perusahaan (TDP) | 85 |
| 9 | Tanda Daftar Industri (TDI) | 0 |
| 10 | Izin Usaha Industri (IUI) | 0 |
| 11 | Izin Perluasan Usaha Industri (IPUI) | 0 |
| 12 | Tanda Daftar Gudang (TDG) | 10 |
| 13 | Izin Penyelenggara Reklame | 148 |
| 14 | Izin Galian C | 7 |
| 15 | Izin Apotek | 12 |
| 16 | Izin Toko Obat | 10 |
| 17 | Rekomendasi Rumah Sakit Tipe B | 0 |
| 18 | Izin Mendirikan Rumah Sakit Tipe C dan D | 0 |

Lanjutan Tabel/ *Continued Tabel* 4.6.10

| No. | Jenis Layanan/ Services | Banyaknya/ Frequencies |
|-----|---|---------------------------|
| (1) | (2) | (3) |
| 19 | Izin Operasional Rumah Sakit Tipe C dan D | 0 |
| 20 | Izin Rumah Bersalin | 0 |
| 21 | Izin Bidan/Perawat | 0 |
| 22 | Izin Praktek/Fisioterapi | 0 |
| 23 | Pendaftaran Pengobatan Tradisional | 0 |
| 24 | Izin Kerja Asisten Apoteker | 0 |
| 25 | Izin Klinik Umum | 0 |
| 26 | Izin Praktek Tukang Gigi | 2 |
| 27 | Izin IKTK Optik | 0 |
| 28 | Izin Optik | 2 |
| 29 | Izin Usaha Pest Control (IUPC) | 0 |
| 30 | Izin Praktek Dokter | 0 |
| 31 | Izin Praktek Dokter Gigi | 0 |
| 32 | Izin Praktek Dokter Spesialis | 0 |
| 33 | Izin Tempat Praktek Bersama Dokter | 0 |
| 34 | Izin Laboratorium | 0 |
| 35 | Izin Jasa Biro Perjalanan Wisata | 1 |
| 36 | Izin Jasa Agen Perjalanan Wisata | 0 |

SOCIAL AND WELFARE

Lanjutan Tabel/ *Continued Tabel* 4.6.10

| No. | Jenis Layanan/ Services | Banyaknya/ Frequencies |
|-----|--|---------------------------|
| (1) | (2) | (3) |
| 37 | Izin Jasa Konvensi & Perjalanan Wisata | 0 |
| 38 | Izin Jasa Pertunjukan | 0 |
| 39 | Izin Jasa Pameran | 0 |
| 40 | Izin Jasa Impresariat | 0 |
| 41 | Izin Jasa Atraksi Wisata | 0 |
| 42 | Izin Usaha Salon Kecantikan | 1 |
| 43 | Izin Pusat Kebugaran | 0 |
| 44 | Izin Taman Rekreasi | 0 |
| 45 | Izin Pendirian Sanggar Seni Budaya | 0 |
| 46 | Izin Penginapan | 2 |
| 47 | Izin Usaha Angkutan | 6 |

Sumber/*Source*: Kantor Penanaman Modal, Pelayanan Terpadu Satu Pintu dan Tenaga Kerja Kota Lhokseumawe

Tabel 4.6.11 Realisasi Penerbitan SIUP, 2019
Tabel Realization of Trading License (SIUP) Issues, 2019

| No. | Kecamatan/ <i>Subdistric</i> | Bentuk Perusahaan/ <i>Industry Type</i> | | | Jumlah/ <i>Total</i> |
|----------------------|---------------------------------|--|---|---|-------------------------|
| | | Perusahaan Besar/ <i>Large Industry</i> | Perusahaan Menengah/ <i>Medium Industry</i> | Perusahaan Kecil/ <i>Small Industry</i> | |
| (1) | (2) | (3) | (4) | (5) | (6) |
| 1 | Blang Mangat | 0 | 0 | 5 | 5 |
| 2 | Muara Dua | 0 | 1 | 13 | 14 |
| 3 | Muara satu | 0 | 2 | 4 | 6 |
| 4 | Banda Sakti | 2 | 5 | 39 | 46 |
| Jumlah/ Total | | 2 | 8 | 61 | 71 |

Sumber/*Source*: Kantor Penanaman Modal, Pelayanan Terpadu Satu Pintu dan Tenaga Kerja Kota Lhokseumawe

SOCIAL AND WELFARE

Tabel 4.6.12 Realisasi Penerbitan Tanda Daftar Perusahaan (TDP), 2019
Tabel Realization of Policing Trading Register, 2019

| No. | Kecamatan/ Subdistric | Bentuk Perusahaan/ Company Type | | | | | | Jumlah/ Total |
|----------------------|--------------------------|------------------------------------|----------|------------|----------|------------|----------|------------------|
| | | PT | Koperasi | CV | Firma | PO | BUL/UD | |
| (1) | (2) | (3) | (4) | (5) | (6) | (7) | (8) | (9) |
| 1 | Blang Mangat | 7 | 0 | 10 | - | 13 | - | 30 |
| 2 | Muara Dua | 25 | 0 | 35 | - | 42 | - | 102 |
| 3 | Muara satu | 12 | 0 | 13 | - | 7 | - | 32 |
| 4 | Banda Sakti | 71 | 4 | 94 | - | 80 | - | 249 |
| Jumlah/ Total | | 115 | 4 | 152 | - | 142 | - | 413 |

Sumber/Source: Kantor Penanaman Modal, Pelayanan Terpadu Satu Pintu dan Tenaga Kerja Kota Lhokseumawe

Tabel 4.6.13 Jumlah Kasus dan Jumlah Jaminan yang Dibayarkan pada Program Jaminan Kecelakaan Kerja (JKK) Menurut Bulan, 2020
Number of Case and Warranty Paid for Accident Insurance by Month, 2020

| Bulan/ Month | Program Jaminan Kecelakaan (JKK)/ Work Accident Insurance Program | |
|----------------------|--|----------------------------------|
| | Jumlah Kasus/ Number of Case | Jumlah Jaminan/ Warranty (Rp) |
| (1) | (2) | (3) |
| Januari/ January | 4 | 28 760 455 |
| Februari/ February | 5 | 15 100 766 |
| Maret/ March | 9 | 453 359 456 |
| April/ April | 1 | 235 000 |
| Mei/ May | 10 | 17 135 234 |
| Juni/ June | 5 | 109 228 705 |
| Juli/ July | 5 | 684 135 446 |
| Agustus/ August | 10 | 358 421 516 |
| September/ September | 2 | 1 707 000 |
| Oktober/ October | 8 | 26 729 808 |
| November/ November | 2 | 197 983 988 |
| Desember/ December | 13 | 291 585 976 |
| Jumlah/ Total | 74 | 2 184 283 259 |

Sumber/Source: BPJS Ketenagakerjaan Kota Lhokseumawe/ *Employment BPJS of Lhokseumawe*

Tabel 4.6.14 Jumlah Kasus dan Jumlah Jaminan yang Dibayarkan pada Program

SOCIAL AND WELFARE

Tabel

Jaminan Hari Tua (JHT) Menurut Bulan, 2020
Number of Case and Warranty Paid for Pension Plan by Month, 2020

| Bulan/ Month | Program Jaminan Hari Tua (JHT)/ Retirement Insurance Program | |
|-----------------------------|---|----------------------------------|
| | Jumlah Kasus/ Number of Case | Jumlah Jaminan/ Warranty (Rp) |
| (1) | (2) | (3) |
| Januari/ <i>January</i> | 349 | 3 650 662 520 |
| Februari/ <i>February</i> | 330 | 3 738 360 710 |
| Maret/ <i>March</i> | 204 | 2 803 702 510 |
| April/ <i>April</i> | 118 | 2 510 802 150 |
| Mei/ <i>May</i> | 417 | 4 358 080 890 |
| Juni/ <i>June</i> | 1 104 | 12 660 442 420 |
| Juli/ <i>July</i> | 993 | 8 969 379 960 |
| Agustus/ <i>August</i> | 720 | 10 755 709 730 |
| September/ <i>September</i> | 798 | 12 639 490 500 |
| Oktober/ <i>October</i> | 692 | 11 673 864 900 |
| November/ <i>November</i> | 632 | 8 222 979 450 |
| Desember/ <i>December</i> | 512 | 8 610 056 470 |
| Jumlah/ Total | 6 939 | 195 678 296 009 |

Sumber/Source: BPJS Ketenagakerjaan Kota Lhokseumawe/ *Employment BPJS of Lhokseumawe*

Tabel 4.6.15 Jumlah Kasus dan Jumlah Jaminan yang Dibayarkan pada Program Jaminan Kematian (JKM) Menurut Bulan, 2020
Number of Case and Warranty Paid for Life insurance by Month, 2020

| Bulan/ Month | Program Jaminan Kematian (JKM)/ Death Insurance Program | |
|----------------------|--|----------------------------------|
| | Jumlah Kasus/ Number of Case | Jumlah Jaminan/ Warranty (Rp) |
| (1) | (2) | (3) |
| Januari/ January | 26 | 747 000 000 |
| Februari/ February | 20 | 720 000 000 |
| Maret/ March | 19 | 756 000 000 |
| April/ April | 9 | 360 000 000 |
| Mei/ May | 15 | 584 000 000 |
| Juni/ June | 15 | 590 000 000 |
| Juli/ July | 27 | 1 100 000 000 |
| Agustus/ August | 11 | 462 000 000 |
| September/ September | 23 | 928 000 000 |
| Oktober/ October | 7 | 294 000 000 |
| November/ November | 11 | 462 000 000 |
| Desember/ December | 10 | 420 000 000 |
| Jumlah/ Total | 193 | 7 423 000 000 |

Sumber/Source: BPJS Ketenagakerjaan Kota Lhokseumawe/ *Employment BPJS of Lhokseumawe*

SOCIAL AND WELFARE

Tabel 4.6.16 Jumlah Kasus dan Jumlah Jaminan yang Dibayarkan pada Program Jaminan Pensiun (JP) Menurut Bulan, 2020
Number of Case and Warranty Which Paid for Pension Program by Month, 2020

| Bulan/ Month | Program Jaminan Pensiun (JPN)/ Pension Insurance Program | |
|----------------------|---|----------------------------------|
| | Jumlah Kasus/ Number of Case | Jumlah Jaminan/ Warranty (Rp) |
| (1) | (2) | (3) |
| Januari/ January | 47 | 116 839 890 |
| Februari/ February | 58 | 143 111 150 |
| Maret/ March | 54 | 90 425 490 |
| April/ April | 45 | 72 095 940 |
| Mei/ May | 45 | 80 748 780 |
| Juni/ June | 63 | 187 579 530 |
| Juli/ July | 57 | 125 374 970 |
| Agustus/ August | 55 | 120 738 460 |
| September/ September | 51 | 87 102 830 |
| Oktober/ October | 47 | 57 918 670 |
| November/ November | 52 | 115 899 670 |
| Desember/ December | 55 | 80 272 760 |
| Jumlah/ Total | 629 | 1 350 203 030 |

Sumber/Source: BPJS Ketenagakerjaan Kota Lhokseumawe/ *Employment BPJS of Lhokseumawe*

Tabel 4.6.17 Data Pembayaran Klaim UU No 33 Tahun 1964, 2019
Tabel Data Of Claims Payment by Law No.33, 1964, 2019

| Bulan/ Month | Luka-Luka/ Wounds | | Cacat Tetap/ Permanent Injury | |
|-----------------------------|------------------------------------|--|------------------------------------|--|
| | Jumlah Kasus/ Number of Case | Jumlah Jaminan/ Warranty (Rp) | Jumlah Kasus/ Number of Case | Jumlah Jaminan/ Warranty (Rp) |
| (1) | (2) | (3) | (4) | (5) |
| Januari/ <i>January</i> | 8 | 102 465 805 | 0 | 0 |
| Februari/ <i>February</i> | 1 | 10 168 500 | 1 | 45 000 000 |
| Maret/ <i>March</i> | 1 | 4 396 000 | 0 | 0 |
| April/ <i>April</i> | 1 | 2 339 216 | 0 | 0 |
| Mei/ <i>May</i> | 0 | 0 | 0 | 0 |
| Juni/ <i>June</i> | 1 | 17 660 784 | 0 | 0 |
| Juli/ <i>July</i> | 0 | 0 | 0 | 0 |
| Agustus/ <i>August</i> | 2 | 7 708 530 | 0 | 0 |
| September/ <i>September</i> | 0 | 0 | 0 | 0 |
| Oktober/ <i>October</i> | 0 | 0 | 0 | 0 |
| November/ <i>November</i> | 0 | 0 | 0 | 0 |
| Desember/ <i>December</i> | 1 | 12 656 000 | 0 | 0 |
| Jumlah/ <i>Total</i> | 15 | 157 394 835 | 1 | 45 000 000 |

Sumber/Source : PT. Jasa Raharja Perwakilan Lhokseumawe/ Branch Office PT Jasa Raharja of Lhokseumawe

SOCIAL AND WELFARE

Lanjutan Tabel/ *Continued Tabel* 4.6.17

| Bulan/ Month | Meninggal Dunia/ Pass Away | | Penguburan/ Funeral | |
|-----------------------------|------------------------------------|--|------------------------------------|--|
| | Jumlah Kasus/ Number of Case | Jumlah Jaminan/ Warranty (Rp) | Jumlah Kasus/ Number of Case | Jumlah Jaminan/ Warranty (Rp) |
| (1) | (2) | (3) | (4) | (5) |
| Januari/ <i>January</i> | 0 | 0 | 0 | 0 |
| Februari/ <i>February</i> | 0 | 0 | 0 | 0 |
| Maret/ <i>March</i> | 0 | 0 | 0 | 0 |
| April/ <i>April</i> | 0 | 0 | 0 | 0 |
| Mei/ <i>May</i> | 0 | 0 | 0 | 0 |
| Juni/ <i>June</i> | 0 | 0 | 0 | 0 |
| Juli/ <i>July</i> | 0 | 0 | 0 | 0 |
| Agustus/ <i>August</i> | 0 | 0 | 0 | 0 |
| September/ <i>September</i> | 0 | 0 | 0 | 0 |
| Oktober/ <i>October</i> | 1 | 50 000 000 | 0 | 0 |
| November/ <i>November</i> | 1 | 50 000 000 | 0 | 0 |
| Desember/ <i>December</i> | 1 | 50 000 000 | 0 | 0 |
| Jumlah/ <i>Total</i> | 3 | 150 000 000 | 0 | 45 000 000 |

Sumber/Source : PT. Jasa Raharja Perwakilan Lhokseumawe/ Branch Office PT Jasa Raharja of Lhokseumawe

Tabel 4.6.18 Data Pembayaran Klaim UU No 34 Tahun 1964, 2019
Tabel Data Of Claims Payment by Law No.34, 1964, 2019

| Bulan/ Month | Luka-Luka/ Wounds | | Cacat Tetap/ Permanent Injury | |
|-----------------------------|---------------------------------------|---|------------------------------------|---|
| | Jumlah Kasus/ Number of Case | Jumlah Jaminan/ Warranty (Ribu/ Thousand Rp 000) | Jumlah Kasus/ Number of Case | Jumlah Jaminan/ Warranty (Ribu/Thousand Rp 000) |
| (1) | (2) | (3) | (4) | (5) |
| Januari/ <i>January</i> | 96 | 1 113 557.1 | 9 | 149 000 |
| Februari/ <i>February</i> | 66 | 794 620.7 | 6 | 81 500 |
| Maret/ <i>March</i> | 25 | 304 227.9 | 5 | 125 000 |
| April/ <i>April</i> | 53 | 620 935.8 | 7 | 91 250 |
| Mei/ <i>May</i> | 64 | 687 746.7 | 2 | 15 000 |
| Juni/ <i>June</i> | 33 | 446 733.2 | 4 | 76 125 |
| Juli/ <i>July</i> | 102 | 946 693.9 | 7 | 101 250 |
| Agustus/ <i>August</i> | 87 | 855 291.3 | 3 | 101 250 |
| September/ <i>September</i> | 76 | 817 785.3 | 7 | 116 750 |
| Oktober/ <i>October</i> | 80 | 883 376.2 | 4 | 99 000 |
| November/ <i>November</i> | 59 | 735 603.4 | 6 | 166 750 |
| Desember/ <i>December</i> | 52 | 564 642.4 | 5 | 87 750 |
| Jumlah/ Total | 793 | 8 771 213.9 | 65 | 1 210 625 |

SOCIAL AND WELFARE

Lanjutan Tabel/ *Continued Tabel* 4.6.18

| Bulan/ Month | Meninggal Dunia/ Pass Away | | Penguburan/ Funeral | |
|-----------------------------|------------------------------------|--|------------------------------------|--|
| | Jumlah Kasus/ Number of Case | Jumlah Jaminan/ Warranty (Ribu /Thousand (Rp) | Jumlah Kasus/ Number of Case | Jumlah Jaminan/ Warranty (Rp) |
| (1) | (2) | (3) | (4) | (5) |
| Januari/ <i>January</i> | 20 | 1 100 000 | 2 | 8 000 000 |
| Februari/ <i>February</i> | 17 | 950 000 | 0 | 0 |
| Maret/ <i>March</i> | 12 | 600 000 | 0 | 0 |
| April/ <i>April</i> | 17 | 850 000 | 0 | 0 |
| Mei/ <i>May</i> | 30 | 1 500 000 | 0 | 0 |
| Juni/ <i>June</i> | 20 | 1 000 000 | 0 | 0 |
| Juli/ <i>July</i> | 18 | 900 000 | 1 | 4 000 000 |
| Agustus/ <i>August</i> | 18 | 875 000 | 0 | 0 |
| September/ <i>September</i> | 18 | 900 000 | 0 | 0 |
| Oktober/ <i>October</i> | 18 | 950 000 | 0 | 0 |
| November/ <i>November</i> | 12 | 600 000 | 0 | 0 |
| Desember/ <i>December</i> | 10 | 500 000 | 0 | 0 |
| Jumlah/ <i>Total</i> | 210 | 10 725 000 | 3 | 12 000 000 |

Sumber/Source : PT. Jasa Raharja Perwakilan Lhokseumawe/ Branch Office PT Jasa Raharja of Lhokseumawe

<https://lhokseumawekota.bps.go.id>

<https://lhokseumawekota.bps.go.id>

5

PERTANIAN, KEHUTANAN, PETERNAKAN, DAN PERIKANANAN

AGRICULTURE, FORESTRY, LIVESTOCK AND FISHERY

<https://lhokseumawekota.bps.go.id>

5. Pertanian Agriculture



<https://lhokseumawekota.bps.go.id>

PENJELASAN TEKNIS

TECHNICAL NOTES

- | | |
|---|---|
| <p>1. Lahan sawah adalah lahan pertanian yang berpetak-petak dan dibatasi oleh pematang (galengan), saluran untuk menahan/ menyalurkan air, yang biasanya ditanami padi sawah tanpa memandang dari mana diperoleh atau status lahan tersebut. Lahan yang dimaksud termasuk lahan yang terdaftar di Pajak Bumi Bangunan, luran Pembangunan Daerah, lahan bengkok, lahan serobotan, lahan rawa yang ditanami padi dan lahan bekas tanaman tahunan yang telah dijadikan sawah, baik yang ditanami padi, palawija atau tanaman semusim lainnya.</p> | <p>1. <i>Wetland is agricultural land that separated by small dykes to resist water, where the main crop is usually wetland paddy without considering where it is got from or the status of the land. It includes the land that is registered at land income tax office, regional development contribution, 'bengkok' land, illegal ownership, swamps for rice cultivation, and annual crop land mark that has been used as rice field, which are both planted with paddy, secondary crops or the other seasonal crops.</i></p> |
| <p>2. Tegal/Kebun adalah lahan pertanian bukan sawah (lahan kering) yang ditanami tanaman semusim atau tahunan dan terpisah dengan halaman sekitar rumah serta penggunaannya tidak berpindah pindah.</p> | <p>2. <i>Dry field/Garden is an dryland (unirrigated land) which is planted with seasonal or annual crops and separately from the yard around the house without shifting</i></p> |
| <p>3. Ladang/Huma adalah lahan pertanian bukan sawah (lahan kering) yang biasanya ditanami tanaman semusim dan penggunaannya hanya semusim atau dua musim, kemudian akan ditinggalkan bila sudah tidak subur lagi (berpindah-pindah). Kemungkinan lahan ini beberapa tahun kemudian akan dikerjakan kembali jika sudah subur.</p> | <p>3. <i>Unirrigated agricultural field /Shifting cultivation land is dryland (unirrigated land) that usually is cultivated for seasonal crops and utilized only for one or two seasons, then it will be left when it is not fertile (shifting). Maybe, this land will be used again in a few years if it has been fertile.</i></p> |
| <p>4. Lahan yang sementara tidak</p> | <p>4. <i>Temporarily unused land is land that is</i></p> |

dusahakan adalah lahan yang biasanya diusahakan tetapi untuk sementara (lebih dari 1 (satu) tahun tetapi kurang dari atau sama dengan 2 (dua) tahun) tidak diusahakan, termasuk lahan sawah yang tidak diusahakan selama lebih dari 2 (dua) tahun.

5. Data pokok tanaman pangan yang dikumpulkan adalah luas panen dan produktivitas (hasil per hektar). Produksi tanaman pangan merupakan hasil perkalian antara luas panen dengan produktivitas. Pengumpulan data luas panen dilakukan setiap bulan dengan pendekatan area kecamatan di seluruh wilayah Indonesia. Pengumpulan data produktivitas dilakukan melalui pengukuran langsung pada plot ubinan berukuran 2½ m x 2½ m. Pengumpulan data produktivitas dilakukan setiap subround (empat bulanan) pada waktu panen petani.
6. Data produksi padi dan palawija yang disajikan adalah dalam kualitas: gabah kering giling (padi), pipilan kering (jagung), biji kering (kedelai dan kacang tanah), dan umbi basah (ubi kayu dan ubi jalar).
7. Tanaman sayuran dan buah-buahan semusim

regularly used but temporarily (more than a year but less or equal than twoyears) is unused, it includes wetland that is not cultivated more than two years.

5. *The main food crops data collected consists of harvested area and productivity (yield per hectare). Food crops production is generated by harvested area multiplied by productivity. The harvested area data is collected every month using sub district area approach in all sub district in Indonesia. The productivity data collection is conducted by a direct measurement in 2½m x 2½m crop cutting plot. The productivity measurement is conducted in every subround (four monthly) at the time when farmers are harvesting their crops.*
6. *Production of paddy and secondary crops data are presented in the form of: dry unhusked rice (paddy), dry loose maize (maize), dry shells crops (soybeans and peanuts), and fresh roots (cassava and sweet potatoes).*
7. *Seasonal vegetable and fruit plants Seasonal vegetable plants are plants which are the sources of vitamin, mineral salt, etc, consumed from the part of the plant in the form of leaf, flower, fruit, and root with the age of*

Tanaman sayuran semusim adalah tanaman sumber vitamin, garam mineral dan lain-lain yang dikonsumsi dari bagian tanaman yang berupa daun, bunga, buah, dan umbinya, yang berumur kurang dari satu tahun. Tanaman buah-buahan semusim adalah tanaman sumber vitamin, garam mineral, dan lain-lain yang dikonsumsi dari bagian tanaman yang berupa buah, berumur kurang dari satu tahun, tidak berbentuk pohon/rumpun tetapi menjalar dan berbatang lunak.

8. Tanaman buah-buahan dan sayuran tahunan

Tanaman buah-buahan tahunan adalah tanaman sumber vitamin, garam mineral, dan lain-lain yang dikonsumsi dari bagian tanaman yang berupa buah dan merupakan tanaman tahunan.

Tanaman sayuran tahunan adalah tanaman sumber vitamin, garam mineral, dan lain-lain yang dikonsumsi dari bagian tanaman yang berupa daun dan atau buah yang berumur lebih dari satu tahun.

9. Tanaman biofarmaka adalah tanaman yang bermanfaat untuk obat-obatan, kosmetik, dan kesehatan yang dikonsumsi atau digunakan dari bagian-bagian tanaman seperti daun, batang, buah, umbi (rimpang) ataupun akar.

10. Tanaman hias adalah tanaman yang

less than one year.

Seasonal fruit plants are plants which are the sources of vitamin, mineral salt, etc, consumed from the part of the plant in the form of fruits. These plants are creeps with the age of less than one year.

8. *Annual fruit and vegeTabel plants*

Annual fruit plants are plants which are the sources of vitamin, contained mineral salt, etc, consumed from the part of plant in the form of fruit and more than one year of age.

Annual vegeTabel plants are plants which are the sources of vitamin, contained mineral salt, etc, consumed from the part of the plant in the form of vegeTabel and more than one year of age.

9. *Medicinal plants are plants which are useful for medicine. It is consumed from part of the plant such as leaf, flower, fruit, tubber, and root.*

10. *Ornamental plants are plants which have a beauty value, either in shape, colour of leaf or crown of flower, and they are often used as a yard decorator.*

11. *Harvested area of horticulture is area*

mempunyai nilai keindahan baik bentuk, warna daun, tajuk maupun bunganya, sering digunakan untuk penghias pekarangan dan lain sebagainya.

11. Luas panen tanaman hortikultura adalah luas tanaman sayuran, buah-buahan, biofarmaka, dan tanaman hias yang diambil hasilnya/dipanen pada periode pelaporan.

12. Luas panen untuk tanaman sayuran adalah luas tanaman yang dipanen sekaligus/habis/dibongkar dan luas tanaman yang dipanen berkali-kali (lebih dari satu kali)/belum habis.

Tanaman yang dipanen sekaligus/habis/dibongkar adalah tanaman yang sehabis panen langsung dibongkar/dicabut, terdiri dari bawang merah, bawang putih, bawang daun, kentang, kol/kubis, kembang kol, petsai/sawi, wortel, lobak, dan kacang merah.

Tanaman yang dipanen berkali-kali (lebih dari satu kali)/belum habis adalah tanaman yang pemanenannya lebih dari satu kali dan biasanya dibongkar apabila panen terakhir sudah tidak memadai lagi, terdiri dari: kacang panjang, cabe besar, cabe rawit, jamur, tomat, terung, buncis, ketimun, labu siam, kangkung, bayam, melon, semangka, dan blewah.

13. Produksi hortikultura adalah hasil

which vegetable, fruit, medicinal and ornamental plant of crop harvested during the period of report.

12. *Harvested area of vegetables is area of entirely plant harvested/demolished and plant harvested several times/undemolished.*

Entirely plants harvested/ demolished are plants usually harvested once and demolished to be substituted by other plants, consisting of: shallots, garlic, leeks, potato, cabbage, cauli flower, mustard green, carrots, chinese radish, and red kidney beans.

Plants harvested several times/ undemolished are plants usually harvested more than once and demolished in the case that the last harvest was economically not profitable. They consist of : yard long beans, chili, small chili, mushroom, tomatoes, egg plant, french beans, cucumber, pumpkin/chajota, swamp cabbage, spinach, melon, watermelon, and blewah .

13. *Horticulture production is the*

menurut bentuk produk dari setiap tanaman sayuran, buah-buahan, biofarmaka dan tanaman hias yang diambil berdasarkan luas yang dipanen/tanaman yang menghasilkan pada bulan/triwulan laporan.

standard production quantity form of vegetable, fruit, medicinal and ornamental plant based on harvested area/the number of production plants reported monthly/quarterly.

14. Data perkebunan besar dikumpulkan oleh BPS setiap bulan secara lengkap (sensus bulanan) dengan sistem surat pos. Khusus untuk tanaman kelapa, cengkeh, dan kapok, datanya diperoleh dari Direktorat Jenderal Perkebunan. Data perkebunan rakyat juga diperoleh dari Direktorat Jenderal Perkebunan.
 15. Penghitungan luas tanaman perkebunan besar adalah pada keadaan akhir tahun dan tidak termasuk yang luasnya kurang dari 5 hektar.
 16. Bentuk produksi perkebunan adalah; karet kering (karet), daun kering (teh dan tembakau), biji kering (kopi dan coklat), kulit kering (kayu manis dan kina), serat kering (rami), bunga kering (cengkeh), refined sugar (tebu dari perkebunan besar), gula mangkok (tebu dari perkebunan rakyat), ekivalen kopra (kopra), biji dan bunga (pala) serta minyak daun (sereh).
 17. Persediaan akhir tahun produksi perkebunan besar bukan merupakan cadangan penyangga (buffer stock).
14. *Data on estates are collected by the BPS every month on complete basis through a mailing system. Data on coconut, clove, and kapok, as well as on smallholder plantation, are acquired from the Directorate General of Estates.*
 15. *Planted areas of estates refer to condition at the end of the year, and exclude areas less than 5 hectares.*
 16. *Production of estates crops are follows: dry rubber (rubber); dry leaves (tea and tobacco); dry beans (coffee and cocoa); dry bark (cassia vera and cinchona); dry fibre (rosella); dry flowers/buds (cloves); refined sugar (sugar cane from estate); cup sugar (sugar cane from smallholders); copra (copra); seeds and buds (nutmeg); and leaf oil (citronella).*
 17. *The production availability of estates at the end of year is not the buffer stock.*

AGRICULTURE, FORESTRY, LIVESTOCK AND FISHERY

18. Data Statistik Kehutanan sebagian besar merupakan data sekunder yang bersumber dari Kementerian Kehutanan.
19. Kawasan hutan adalah wilayah tertentu yang berupa hutan, yang ditunjuk dan atau ditetapkan oleh pemerintah untuk dipertahankan keberadaannya sebagai hutan tetap. Hal ini untuk menjamin kepastian hukum mengenai status kawasan hutan, letak batas dan luas suatu wilayah tertentu yang sudah ditunjuk menjadi kawasan hutan tetap.
20. Kawasan hutan Indonesia ditetapkan oleh Menteri Kehutanan dalam bentuk Surat Keputusan Menteri Kehutanan tentang Penunjukan Kawasan Hutan dan Perairan Provinsi. Penunjukan Kawasan Hutan ini disusun berdasarkan hasil pemaduserasian antara Rencana Tata Ruang Wilayah Provinsi (RTRWP) dengan Tata Guna Hutan Kesepakatan (TGHK).
21. Penunjukan kawasan hutan mencakup pula kawasan perairan yang menjadi bagian dari Kawasan Suaka Alam (KSA) dan Kawasan Pelestarian Alam (KPA).
18. *Most of forestry statistics are secondary data obtained from the Ministry of Forestry.*
19. *Forest Area is a specific territory of forest ecosystem determined and or decided by the government as a permanent forest. Such decision is important to maintain the size of forest area and to ensure its legitimation and boundary demarcation of permanent forest.*
20. *Indonesian forest area is determined by the Minister of Forestry in the format of Ministerial Decree on the Designation of Provincial Forest Area and Inland Water, Coastal and Marine Ecosystem. The designation of Forest Area is formulated based on integrated and harmonized of Provincial Spatial Planning (RTRWP) and Forest Land Use by Consensus (TGHK).*
21. *The designation of forest area in some cases also cover inland water, coastal and marine ecosystem that may become part of Sanctuary Reserve Area (KSA) and Nature Conservation Area (KPA).*
22. *A Sanctuary Reserve Area is a specific terrestrial or aquatic area having specific criteria for preserving biodiversity plant and animal as well as ecosystem, which also serve as life*

22. Kawasan Suaka Alam (KSA) adalah kawasan dengan ciri khas tertentu, baik di darat maupun di perairan yang mempunyai fungsi pokok sebagai kawasan pengawetan keanekaragaman tumbuhan dan satwa serta ekosistemnya, yang juga berfungsi sebagai wilayah sistem penyangga kehidupan.
23. Kawasan Pelestarian Alam (KPA) adalah kawasan dengan ciri khas tertentu, baik di darat maupun di perairan yang mempunyai fungsi pokok perlindungan sistem penyangga kehidupan, pengawetan keanekaragaman jenis tumbuhan dan satwa, serta pemanfaatan secara lestari sumber daya alam hayati dan ekosistemnya.
24. Berdasarkan Undang-Undang No. 41 Tahun 1999 tentang Kehutanan, kawasan hutan dibagi ke dalam kelompok Hutan Konservasi, Hutan Lindung, dan Hutan Produksi.
25. Hutan Konservasi adalah kawasan hutan dengan ciri khas tertentu, yang mempunyai fungsi pokok pengawetan keanekaragaman tumbuhan dan satwa serta ekosistemnya.
26. Hutan Lindung adalah kawasan hutan yang mempunyai fungsi pokok sebagai perlindungan sistem penyangga kehidupan untuk mengatur tata air, mencegah banjir,
- support system.*
23. *A Nature Conservation area is a specific terrestrial or aquatic area whose main function is to serve life support system and preserve diversity of plant and animal species, as well as to provide a sustainable utilization of living resources and their ecosystems.*
24. *In accordance to the Act on Forestry No. 41/1999, forest area is categorized as Conservation Forest, Protection Forest and Production Forest.*
25. *Conservation Forest is a forest area having specific characteristic established for the purposes of conservation of animal and plant species as well as their ecosystem.*
26. *Protection Forest is a forest area designated to serve life support system, maintain hydrological system, prevent of flood, erosion control, seawater intrusion, and maintain soil fertility.*
27. *Production Forest is a forest area designated mainly to promote sustainable forest production. Production forest is classified as permanent production forest, limited production forest, and convertible production forest.*
28. *Conservation Forest is divided into:*

mengendalikan erosi, mencegah intrusi air laut, dan memelihara kesuburan tanah.

27. Hutan Produksi adalah kawasan hutan yang mempunyai fungsi pokok memproduksi hasil hutan. Hutan produksi terdiri dari Hutan Produksi Tetap (HP), Hutan Produksi Terbatas (HPT), dan Hutan Produksi yang dapat dikonversi.
28. Hutan Konservasi terdiri dari:
Kawasan suaka alam berupa Cagar Alam (CA) dan Suaka Margasatwa (SM);
kawasan pelestarian alam berupa Taman Nasional (TN), Taman Hutan Raya (THR), dan Taman Wisata Alam (TWA);
Taman Buru (TB).
Taman Buru adalah kawasan hutan yang ditetapkan sebagai tempat wisata berburu.
29. Penetapan lahan kritis mengacu pada lahan yang telah sangat rusak karena kehilangan penutupan vegetasinya, sehingga kehilangan atau berkurang fungsinya sebagai penahan air, pengendali erosi, siklus hara, pengatur iklim mikro, dan retensi karbon. Berdasarkan kondisi vegetasinya, kondisi lahan dapat diklasifikasikan sebagai: sangat kritis, kritis, agak kritis, potensial kritis, dan kondisi normal.
30. Reboisasi atau rehabilitasi hutan

Sanctuary Reserve area consists of Strict Nature Reserve and Wildlife Sanctuary.

Nature conservation area consists of National Park (TN), Grand Forest Park (THR), and Nature Recreation Park (TWA);

Game Hunting Park (TB)

Game Hunting Park is forest area devoted for game hunting recreation.

29. *Critical land refers to a piece of land severely damaged due to lost of its vegetation cover so that its functions as water retention, erosion control, nutrient cycling, micro climate regulator and carbon retention are completely depleted. Based upon its vegetation condition, the land could be classified as : very critical, critical, slight critical, potential critical, and normal condition.*
30. *Reforestation or forest rehabilitation is intended to rehabilitate the critical land inside forest area or watershed to improve their ecological and hydrological functions. The activities were conducted with active participation of local communities who live nearby the target area.*
31. *Commercial utilization of timber as forest product is activities to utilize timber without destructing the environment and undermining the main functions of the forest area. Those activities could only be executed in forest area with high commercial*

bertujuan untuk menghutankan kembali kawasan hutan yang kritis di wilayah daerah aliran sungai (DAS) yang dilaksanakan bersama masyarakat secara partisipatif.

31. Pemanfaatan hasil hutan kayu adalah segala bentuk usaha yang memanfaatkan dan mengusahakan hasil hutan kayu dengan tidak merusak lingkungan dan tidak mengurangi fungsi pokok hutan. Kegiatan ini hanya dapat dilaksanakan pada areal hutan yang memiliki potensi untuk dilakukan kegiatan pemanfaatan hasil hutan kayu dan dapat dilaksanakan setelah diperoleh izin usaha.
32. Izin Usaha Pemanfaatan Hasil Hutan Kayu (IUPHHK) pada hutan alam adalah izin untuk memanfaatkan hutan produksi yang kegiatannya terdiri dari pemanenan atau penebangan, penanaman, pemeliharaan, pengamanan, pengolahan, dan pemasaran hasil hutan kayu. IUPHHK dapat diberikan kepada perorangan, koperasi, badan usaha swasta, dan BUMN/BUMD.
33. Produksi hasil hutan utama yang dihasilkan dari hutan adalah kayu bulat. Produksi kayu bulat ini dihasilkan dari hutan alam melalui

timber value with license.

32. *The license to commercially utilize timber in natural forest is license to utilize production forest for which the activities consist of harvesting or felling, planting, tending, protecting, processing, and marketing. The license could be granted to individuals, cooperatives, private companies, state-owned enterprises/local government-owned enterprises.*
33. *The main product of commercial forest operation is log. The log is harvested from various sources such as natural forest granted to concessionaires (IUPHHK/HPH), land clearing activities (IPK), industrial forest plantation (HTI) and community forest.*
34. *Sawn Timber Constitutes a sawmill product derived from logs as raw material. The product is characterized with regular forms having parallel sides at right angle to each other, thickness not more than 6 cm and moisture content not to exceed 18 percent. Sawn timber produced directly from logs must be certified by a legal document.*

- kegiatan perusahaan Hak Pengusahaan Hutan (HPH/IUPHHK), kegiatan ijin pemanfaatan kayu (IPK) dalam rangka pembukaan wilayah hutan, pembangunan Hutan Tanaman Industri (HTI), serta kegiatan hutan rakyat.
34. Kayu Gergajian merupakan kayu hasil konversi kayu bulat dengan menggunakan mesin gergaji, mempunyai bentuk yang teratur dengan sisi-sisi sejajar dan sudut-sudutnya siku dengan ketebalan tidak lebih dari 6 cm dan kadar air tidak lebih dari 18 persen. Kayu gergajian yang diolah langsung dari kayu bulat, wajib didukung dengan dokumen yang sah.
35. Kayu Lapis adalah panel kayu yang tersusun dari lapisan veneer dibagian luarnya, sedangkan dibagian intinya (core) bisa berupa veneer atau material lain, diikat dengan lem kemudian di-press (ditekan) sedemikian rupa sehingga menjadi panel yang kuat. Termasuk dalam artian ini adalah kayu lapis yang dilapisi lagi dengan material lain.
36. Data populasi ternak bersumber dari Direktorat Jenderal Peternakan dan Kesehatan Hewan Kementerian Pertanian, sedangkan jumlah pemotongan ternak merupakan hasil Survei Laporan Pemotongan Ternak. Pengumpulan data pemotongan ternak dilakukan secara lengkap
35. *Plywood is wood panel consisting of layers pressed together in between veneers; the core may be veneer or some other material, bound together with glue and pressed tightly together to make a strong panel. Included to this definition is plywood covered with other materials.*
36. *Data of domestic livestock population are obtain from the Directorate General of Livestock and Animal Health Service, while data on the number of animals slaughtered are based on the quarterly survey conducted by BPS. This survey is a complete enumeration on all slaughterhouses and abattoirs in Indonesia. There are 4.033 covered in 2013.*
37. *Fishery Statistics are secondary data obtained from the Directorate General of Capture Fisheries and Directorate General of Aquaculture. Fishery statistics are categorized into capture fisheries and aquaculture. Capture fisheries are further classified into marine capture fisheries and inland open water capture fisheries. Aquaculture are further classified into several types of culture: marine culture, brackish water pond, fresh water pond, cage, floating net, and fish*

setiap triwulan di seluruh Rumah Potong Hewan (RPH) dan Tempat Pemotongan Hewan (TPH) yang ada di Indonesia. Pada tahun 2013 jumlah Dokumen RPH/TPH hasil pencacahan yang diolah sebanyak 4.033.

37. Data statistik perikanan merupakan data sekunder yang bersumber dari Direktorat Jenderal Perikanan Tangkap dan Direktorat Jenderal Budidaya. Statistik perikanan dibedakan atas data Perikanan Tangkap dan Perikanan Budidaya. Perikanan Tangkap diklasifikasikan atas penangkapan ikan di laut dan penangkapan ikan di perairan umum. Perikanan Budidaya diklasifikasikan atas jenis budidaya yaitu budidaya laut, tambak, kolam, karamba, jaring apung, dan sawah.

38. Rumah Tangga Perikanan Tangkap adalah rumah tangga yang melakukan kegiatan penangkapan ikan/binatang air lainnya/tanaman air dengan tujuan sebagian/seluruh hasilnya untuk dijual.

39. Rumah Tangga Perikanan Budidaya adalah rumah tangga yang melakukan kegiatan budidaya ikan/binatang air lainnya/tanaman air dengan tujuan sebagian/seluruh hasilnya untuk dijual.

breeding in paddy fields.

38. *A capture fishery household is a household conducting activities in catching fishes/other aquatic animals/aquatic plants, for which the products are wholly or partly to be sold.*

39. *An aquaculture fishery household is a household conducting activities in culturing fishes/other aquatic animals/aquatic plants, for which the products are wholly or partly to be sold. different types of parameters.*

AGRICULTURE, FORESTRY, LIVESTOCK AND FISHERY

5.1 HORTIKULTURA/HORTICULTURE

Tabel 5.1.1 Luas Tanaman Sayuran Menurut dan Jenis Tanaman Kecamatan (ha), 2019 - 2020
Harvested Area of Vegetables by Sub District and Kind of Plant (ha), 2019 - 2020

| Kecamatan/ Sub District | Bawang Merah/Shallot | | Cabai/Chili | |
|----------------------------|----------------------|------|-------------|-------|
| | 2019 | 2020 | 2019 | 2020 |
| (1) | (2) | (3) | (4) | (5) |
| Blang Mangat | - | - | 4.00 | 5.00 |
| Muara Dua | - | 1 | 9.00 | 7.00 |
| Muara Satu | - | - | 8.00 | 4.00 |
| Banda Sakti | - | - | 1.00 | 1.00 |
| Jumlah/ Total | - | 1 | 22.00 | 17.00 |

Lanjutan Tabel/ *Continued Tabel* 5.1.1

| Kecamatan/ <i>Sub District</i> | Kentang/Potato | | Kubis/Cabbage | |
|-----------------------------------|----------------|------|---------------|------|
| | 2019 | 2020 | 2019 | 2020 |
| (1) | (2) | (3) | (4) | (5) |
| Blang Mangat | - | - | - | - |
| Muara Dua | - | - | - | - |
| Muara Satu | - | - | - | - |
| Banda Sakti | - | - | - | - |
| Jumlah/ Total | - | - | - | - |

Lanjutan Tabel/ *Continued Tabel* 5.1.1

| Kecamatan/ <i>Sub District</i> | Petsai/Chinese Cabbage | | Tomat/Tomato | | Bawang Putih/Garlic | |
|-----------------------------------|---------------------------|------|--------------|------|------------------------|------|
| | 2019 | 2020 | 2019 | 2020 | 2019 | 2020 |
| | (1) | (2) | (3) | (4) | (5) | (6) |
| Blang Mangat | - | - | - | - | - | - |
| Muara Dua | - | - | - | - | - | - |
| Muara Satu | - | - | 1.00 | - | - | - |
| Banda Sakti | - | - | - | - | - | - |
| Jumlah/ Total | - | - | 1.00 | - | - | - |

Sumber/source : BPS, Statistik Pertanian Hortikultura SPH-SBS/ BPS- Statistics, Agricultural Statistic for Horticulture SPH-SBS

Tabel 5.1.2 Produksi Tanaman Sayuran Menurut dan Jenis Tanaman Kecamatan (kuintal), 2019 - 2020
Production of Vegetable by Sub District and Kind of Plant (quintal), 2019 - 2020

| Kecamatan/ Sub District | Bawang Merah/Shallot | | Cabai/Chili | |
|----------------------------|----------------------|--------------|---------------|---------------|
| | 2019 | 2020 | 2019 | 2020 |
| (1) | (2) | (3) | (4) | (5) |
| Blang Mangat | - | - | 89.00 | 106.00 |
| Muara Dua | - | 30.00 | 192.00 | 95.00 |
| Muara Satu | - | - | 73.00 | 19.00 |
| Banda Sakti | - | - | - | - |
| Jumlah/ Total | - | 30.00 | 387.00 | 256.00 |

Lanjutan Tabel/ *Continued Tabel* 5.1.2

| Kecamatan/ <i>Sub District</i> | Kentang/Potato | | Kubis/Cabbage | |
|-----------------------------------|----------------|------|---------------|------|
| | 2019 | 2020 | 2019 | 2020 |
| (1) | (2) | (3) | (4) | (5) |
| Blang Mangat | - | - | - | - |
| Muara Dua | - | - | - | - |
| Muara Satu | - | - | - | - |
| Banda Sakti | - | - | - | - |
| Jumlah/ <i>Total</i> | - | - | - | - |

Lanjutan Tabel/ *Continued Tabel 5.1.2*

| Kecamatan/ <i>Sub District</i> | Petsai/Chinese Cabbage | | Tomat/Tomato | | Bawang Putih/Garlic | |
|-----------------------------------|---------------------------|------|--------------|------|------------------------|------|
| | 2019 | 2020 | 2019 | 2020 | 2019 | 2020 |
| (1) | (2) | (3) | (4) | (5) | (6) | (7) |
| Blang Mangat | - | - | - | - | - | - |
| Muara Dua | - | - | - | - | - | - |
| Muara Satu | - | - | - | - | - | - |
| Banda Sakti | - | - | - | - | - | - |
| Jumlah/ <i>Total</i> | - | - | - | - | - | - |

Sumber/source : BPS, Statistik Pertanian Hortikultura SPH-SBS/ BPS- Statistics, Agricultural Statistic for Horticulture SPH-SBS

Tabel 5.1.3 Luas Panen Tanaman Sayuran dan Buah-buahan Semusim
Tabel Produksi Menurut dan Jenis Tanaman (ha), 2017 - 2020
Harvested Area of Seasonal Vegetables and Fruits and Kind of Plant (ha), 2017 - 2020

| No | Jenis Komoditi/ Commodity | 2017 | 2018 | 2019 | 2020 |
|----|---|------|------|------|------|
| | (1) | (2) | (3) | (4) | (5) |
| 1 | Sayuran/ VegeTabels | | | | |
| 2 | Bawang Daun/ Wlech Onion | ... | - | - | - |
| 3 | Bawang Merah/ Shallot | ... | - | - | 1 |
| 4 | Bawang Putih/ Garlic | ... | - | - | - |
| 5 | Bayam/ Spinach | ... | 8 | 11 | 41 |
| 6 | Buncis/ Green Bean | ... | - | - | - |
| 7 | Cabai Besar/ Chili (Capsicum Annum) | ... | - | - | - |
| 8 | Cabai Rawit/ Chili (Capsicum Frutescens) | ... | 21 | 22 | 17 |
| 9 | Cabai/ Chili | ... | 9 | 6 | 11 |
| 10 | Jamur/ Mushroom | ... | - | - | - |
| 11 | Kacang Merah/ Red Bean | ... | - | - | - |
| 12 | Kacang Panjang/ Yardlong Bean | ... | 16 | 13 | 14 |
| 13 | Kangkung/ Kangkong | ... | 12 | 16 | 45 |
| 14 | Kembang Kol/ Cauliflower | ... | - | - | - |
| 15 | Kentang/ Potato | ... | - | - | - |
| 16 | Ketimun/ Cucumber | ... | 7 | 3 | 2 |

Lanjutan Tabel/ *Continued Tabel* 5.1.3

| No | Jenis Komoditi/ Commodity | 2017 | 2018 | 2019 | 2020 |
|----|------------------------------|------|------|------|------|
| | (1) | (2) | (3) | (4) | (5) |
| 17 | Kubis/ Cabbage | ... | - | - | - |
| 18 | Labu Siam/ Chayote | ... | - | - | - |
| 19 | Lobak/ Radish | ... | - | - | - |
| 20 | Paprika/ Bell Pepper | ... | - | - | - |
| 21 | Petsai/ Chinese Cabbage | ... | - | - | - |
| 22 | Terung/ Eggplant | ... | 13 | 13 | 19 |
| 23 | Tomat/ Tomato | ... | 1 | - | 1 |
| 24 | Wortel/ Carrot | ... | - | - | - |
| 25 | Buah-buahan/ Fruits | ... | -- | -- | -- |
| 26 | Blewah/ Cantaloupe | ... | ... | - | -- |
| 27 | Melon/ Melon | ... | - | - | - |
| 28 | Semangka/ Watermelon | ... | 1 | - | 3 |
| 29 | Stroberi/ Strawberry | ... | - | - | - |

Sumber/source : BPS, Statistik Pertanian Hortikultura SPH-SBS/ BPS- Statistics, Agricultural Statistic for Horticulture SPH-SBS

Tabel 5.1.4 Produksi Tanaman Sayuran dan Buah-buahan Semusim Menurut dan Jenis Tanaman (kuintal), 2016 - 2019
Production of Seasonal Vegetables and Fruits and Kind of Plant (quintal), 2016 - 2019

| No | Jenis Komoditi/ Commodity | 2016 | 2017 | 2018 | 2019 |
|----|---|--------|----------|----------|--------|
| | (1) | (2) | (3) | (4) | (5) |
| 1 | Sayuran/ Vegetables | | | | |
| 2 | Bawang Daun/ Welsh Onion | - | - | - | - |
| 3 | Bawang Merah/ Shallot | 80,00 | - | - | - |
| 4 | Bawang Putih/ Garlic | - | - | - | - |
| 5 | Bayam/ Spinach | 95,00 | 72,00 | 127,00 | 155,00 |
| 6 | Buncis/ Green Bean | - | - | - | - |
| 7 | Cabai Besar/ Chili (Capsicum Annum) | 769,00 | 864,00 | 869,00 | 387,00 |
| 8 | Cabai Rawit/ Chili (Capsicum Frutescens) | 159,00 | 399,00 | 349,00 | 124,00 |
| 9 | Cabai/ Chili | 928,00 | 1 263,00 | 1 218,00 | 511,00 |
| 10 | Jamur/ Mushroom | - | - | - | - |
| 11 | Kacang Merah/ Red Bean | - | - | - | - |
| 12 | Kacang Panjang/ Yardlong Bean | 551,00 | 574,00 | 566,00 | 370,00 |
| 13 | Kangkung/ Kangkong | 145,00 | 198,00 | 200,00 | 243,00 |
| 14 | Kembang Kol/ Cauliflower | - | - | - | - |
| 15 | Kentang/ Potato | - | - | - | - |
| 16 | Ketimun/ Cucumber | 135,00 | 226,00 | 229,00 | 103,00 |

Lanjutan Tabel/ *Continued Tabel 5.1.4*

| No | Jenis Komoditi/ Commodity | 2016 | 2017 | 2018 | 2019 |
|----|------------------------------|--------|--------|--------|--------|
| | (1) | (2) | (3) | (4) | (5) |
| 17 | Kubis/ Cabbage | - | - | - | - |
| 18 | Labu Siam/ Chayote | - | - | - | - |
| 19 | Lobak/ Radish | - | - | - | - |
| 20 | Paprika/ Bell Pepper | - | - | - | - |
| 21 | Petsai/ Chinese Cabbage | - | - | - | - |
| 22 | Terung/ Eggplant | 281,00 | 369,00 | 386,00 | 341,00 |
| 23 | Tomat/ Tomato | - | - | 45,00 | - |
| 24 | Wortel/ Carrot | - | - | - | - |
| 25 | Buah-buahan/ Fruits | | | | |
| 26 | Blewah/ Cantaloupe | - | - | - | - |
| 27 | Melon/ Melon | - | - | - | - |
| 28 | Semangka/ Watermelon | 105,00 | 45,00 | 38,00 | - |
| 29 | Stroberi/ Strawberry | - | - | - | - |

Sumber/source : BPS, Statistik Pertanian Hortikultura SPH-SBS/ BPS- Statistics, Agricultural Statistic for Horticulture SPH-SBS

Tabel 5.1.5 Luas Panen Tanaman Biofarmaka Menurut Kecamatan dan Jenis Tanaman di Kota Lhokseumawe (m²), 2019-2020
Harvested Area of Medicinal Plants by Subdistrict and kind of Plant in Lhokseumawe Municipality (m²), 2019-2020

| Kecamatan/ Sub District | Jahe/Ginger | | Laos/Lengkuas/Galanga | |
|----------------------------|-------------|------|-----------------------|------|
| | 2019 | 2020 | 2019 | 2020 |
| (1) | (2) | (3) | (4) | (5) |
| Blang Mangat | - | - | - | - |
| Muara Dua | - | - | - | - |
| Muara Satu | - | - | - | - |
| Banda Sakti | - | - | - | - |
| Jumlah/ Total | - | - | - | - |

Lanjutan Tabel/ *Continued Tabel* 5.1.5

| Kecamatan/ <i>Sub District</i> | Kencur/East Indian Galanga | | Kunyit/Turmeric | |
|-----------------------------------|-------------------------------|------|-----------------|------|
| | 2019 | 2020 | 2019 | 2020 |
| (1) | (2) | (3) | (4) | (5) |
| Blang Mangat | - | - | - | - |
| Muara Dua | - | - | - | - |
| Muara Satu | - | - | - | - |
| Banda Sakti | - | - | - | - |
| Jumlah/ Total | - | - | - | - |

Sumber/source : BPS, Statistik Pertanian Hortikultura SPH-SBS/ BPS- Statistics, Agricultural Statistic for Horticulture SPH-SBS

Tabel 5.1.6 Produksi Tanaman Biofarmaka Menurut Kecamatan dan Jenis Tanaman di Kota Lhokseumawe (kg), 2019-2020
Production of Medicinal Plants by Subdistrict and kind of Plant in Lhokseumawe Municipality (kg), 2019 - 2020

| Kecamatan/ Sub District | Jahe/Ginger | | Laos/Lengkuas/Galanga | |
|----------------------------|-------------|------|-----------------------|------|
| | 2019 | 2020 | 2019 | 2020 |
| (1) | (2) | (3) | (4) | (5) |
| Blang Mangat | - | - | - | - |
| Muara Dua | - | - | - | - |
| Muara Satu | - | - | - | - |
| Banda Sakti | - | - | - | - |
| Jumlah/ Total | - | - | - | - |

Lanjutan Tabel/ *Continued Tabel* 5.1.6

| Kecamatan/ <i>Sub District</i> | Kencur/East Indian Galanga | | Laos/Lengkuas/Galanga | |
|-----------------------------------|-------------------------------|------|-----------------------|------|
| | 2019 | 2020 | 2019 | 2020 |
| (1) | (2) | (3) | (4) | (5) |
| Blang Mangat | - | - | - | - |
| Muara Dua | - | - | - | - |
| Muara Satu | - | - | - | - |
| Banda Sakti | - | - | - | - |
| Jumlah/ <i>Total</i> | - | - | - | - |

Sumber/*source* : BPS, Statistik Pertanian Hortikultura SPH-SBS/ BPS- Statistics, Agricultural Statistic for Horticulture SPH-SBS

Tabel 5.1.7 Luas Panen Tanaman Biofarmaka Menurut Jenis Tanaman di Kota Lhokseumawe (m2), 2017-2020
Harvested Area of Medicinal Plants of Kind in Lhokseumawe Municipality (m2), 2017 - 2020

| No | Jenis Komoditi/ Commodity | 2017 | 2018 | 2019 | 2020 |
|----|--|------|------|------|------|
| | (1) | (2) | (3) | (4) | (5) |
| 1 | Dlingo/Dringo/ Sweet Root/Calamus | - | - | - | - |
| 2 | Jahe/ Ginger | - | - | - | - |
| 3 | Kapulaga/ Java Cardamon | - | - | - | - |
| 4 | Keji Beling/Kecibeling/ Strobilanthes crispa | - | - | - | - |
| 5 | Kencur/ East Indian Galangal | - | - | - | - |
| 6 | Kunyit/ Turmeric | - | - | - | - |
| 7 | Laos/Lengkuas/ Galanga | - | - | - | - |
| 8 | Lempuyang/ Zingiber Aromaticum | - | - | - | - |
| 9 | Lidah Buaya/ Oliviera | - | - | - | - |
| 10 | Mahkota Dewa/ God's Crown | - | - | - | - |
| 11 | Mengkudu/Pace/ Indian Mulberry | - | - | - | - |
| 12 | Sambiloto/ King of Bitter | - | - | - | - |
| 13 | Temuireng/ Black Turmeric | - | - | - | - |
| 14 | Temukunci/ Chinese Keys | - | - | - | - |
| 15 | Temulawak/ Java Turmeric | - | - | - | - |

Sumber/source : BPS, Statistik Pertanian Hortikultura SPH-SBS/ BPS- Statistics, Agricultural Statistic for Horticulture SPH-SBS

Tabel 5.1.8 Produksi Tanaman Biofarmaka Menurut Jenis Tanaman di Kota Lhokseumawe (kg), 2017-2020
Production of Medicinal Plants of Kind in Lhokseumawe Municipality (kg), 2017 - 2020

| No | Jenis Komoditi/ Commodity | 2017 | 2018 | 2019 | 2020 |
|----|---|------|------|------|------|
| | (1) | (2) | (3) | (4) | (5) |
| 1 | Dlingo/Dringo/ Sweet Root/Calamus | - | - | - | - |
| 2 | Jahe/ Ginger | - | - | - | - |
| 3 | Kapulaga/ Java Cardamon | - | - | - | - |
| 4 | Keji Beling/Kecibeling/ Strobilanthes crisper | - | - | - | - |
| 5 | Kencur/ East Indian Galangal | - | - | - | - |
| 6 | Kunyit/ Turmeric | - | - | - | - |
| 7 | Laos/Lengkuas/ Galanga | - | - | - | - |
| 8 | Lempuyang/ Zingiber Aromaticum | - | - | - | - |
| 9 | Lidah Buaya/ Oliviera | - | - | - | - |
| 10 | Mahkota Dewa/ God's Crown | - | - | - | - |
| 11 | Mengkudu/Pace/ Indian Mulberry | - | - | - | - |
| 12 | Sambiloto/ King of Bitter | - | - | - | - |
| 13 | Temuireng/ Black Turmeric | - | - | - | - |
| 14 | Temukunci/ Chinese Keys | - | - | - | - |
| 15 | Temulawak/ Java Turmeric | - | - | - | - |

Sumber/source : BPS, Statistik Pertanian Hortikultura SPH-SBS/ BPS- Statistics, Agricultural Statistic for Horticulture SPH-SBS

Tabel 5.1.9 Luas Panen Tanaman Hias Menurut Kecamatan dan Jenis Tanaman di Kota Lhokseumawe (m²), 2019-2020
Harvested Area of Medicinal Plants of Kind in Lhokseumawe Municipality (m²), 2019 - 2020

| Kecamatan/ Sub District | Anggrek/Orchid | | Krisan/Chrysantemun | |
|----------------------------|----------------|------|---------------------|------|
| | 2019 | 2020 | 2019 | 2020 |
| (1) | (2) | (3) | (4) | (5) |
| Blang Mangat | - | - | - | - |
| Muara Dua | - | - | - | - |
| Muara Satu | - | - | - | - |
| Banda Sakti | - | - | - | - |
| Jumlah/ Total | - | - | - | - |

Lanjutan Tabel/ *Continued Tabel* 5.1.9

| Kecamatan/ <i>Sub District</i> | Mawar/Rose | | Sedap Malam/Tuberose | |
|-----------------------------------|------------|------|----------------------|------|
| | 2019 | 2020 | 2019 | 2020 |
| (1) | (2) | (3) | (4) | (5) |
| Blang Mangat | - | - | - | - |
| Muara Dua | - | - | - | - |
| Muara Satu | - | - | - | - |
| Banda Sakti | - | - | - | - |
| Jumlah/ Total | - | - | - | - |

Sumber/source : BPS, Statistik Pertanian Hortikultura SPH-SBS/ *BPS- Statistics, Agricultural Statistic for Horticulture SPH-SBS*

Tabel 5.1.10 Produksi Tanaman Hias Menurut Kecamatan dan Jenis Tanaman di Kota Lhokseumawe (kg), 2019-2020
Production of Medicinal Plants of Kind in Lhokseumawe Municipality (kg), 2019- 2020

| Kecamatan/ Sub District | Anggrek/Orchid | | Krisan/Chrysantemun | |
|----------------------------|----------------|------|---------------------|------|
| | 2019 | 2020 | 2019 | 2020 |
| (1) | (2) | (3) | (4) | (5) |
| Blang Mangat | - | - | - | - |
| Muara Dua | - | - | - | - |
| Muara Satu | - | - | - | - |
| Banda Sakti | - | - | - | - |
| Jumlah/ Total | - | - | - | - |

Lanjutan Tabel/ *Continued Tabel* 5.1.10

| Kecamatan/ <i>Sub District</i> | Mawar/Rose | | Sedap Malam/Tuberose | |
|-----------------------------------|------------|------|----------------------|------|
| | 2019 | 2020 | 2019 | 2020 |
| (1) | (2) | (3) | (4) | (5) |
| Blang Mangat | - | - | - | - |
| Muara Dua | - | - | - | - |
| Muara Satu | - | - | - | - |
| Banda Sakti | - | - | - | - |
| Jumlah/ Total | - | - | - | - |

Sumber/source : BPS, Statistik Pertanian Hortikultura SPH-SBS/ *BPS- Statistics, Agricultural Statistic for Horticulture SPH-SBS*

Tabel 5.1.11 Luas Panen Tanaman Hias Menurut Jenis Tanaman di Kota Lhokseumawe (m2), 2019-2020
Harvested Area of Medicinal Plants of Kind in Lhokseumawe Municipality (m2), 2019 - 2020

| No | Jenis Komoditi/ Commodity | 2019 | 2020 |
|----|--|------|------|
| | (1) | (2) | (3) |
| 1 | Adenium (Kamboja Jepang)/ Adenium obesum | - | - |
| 2 | Aglaonema/ Chinese evergreens | - | - |
| 3 | Anggrek/ Orchid | - | - |
| 4 | Anthurium Bunga/ Flamingo Lily Flower | - | - |
| 5 | Anthurium Daun/ Laceleaf | - | - |
| 6 | Anyelir/ Carnation | - | - |
| 7 | Caladium/ Heart of Jesus | - | - |
| 8 | Cordyline/ Cordyline | - | - |
| 9 | Diffenbachia/ Dumb canes | - | - |
| 10 | Dracaena/ Dracaena | - | - |
| 11 | Euphorbia/ Spurges | - | - |
| 12 | Gladiol/ Gladiol | - | - |
| 13 | Herbras/ Gerbera | - | - |
| 14 | Krisan/ Chrysantemum | - | - |
| 15 | Temulawak/ Java Turmeric | - | - |

Lanjutan Tabel/ *Continued Tabel* 5.1.11

| No | Jenis Komoditi/ <i>Commodity</i> | 2019 | 2020 |
|----|-------------------------------------|------|------|
| | (1) | (2) | (3) |
| 16 | Mawar/ Rose | – | – |
| 17 | Melati/ Jasmine | – | – |
| 18 | Monstera/ Swiss cheese plant | – | – |
| 19 | Pakis/ Fern | – | – |
| 20 | Palem/ Palm | – | – |
| 21 | Pedang-pedangan/ Sansevieria | – | – |
| 22 | Pisang–pisangan/ Heliconia | – | – |
| 23 | Philodendron/ Philodendron | – | – |
| 24 | Sedap Malam/ Tuberose | – | – |
| 25 | Soka/ Ixora | – | – |

Sumber/source : BPS, Statistik Pertanian Hortikultura SPH-SBS/ *BPS- Statistics, Agricultural Statistic for Horticulture SPH-SBS*

Tabel 5.1.12 Produksi Tanaman Hias Menurut Jenis Tanaman di Kota Lhokseumawe (kg), 2019-2020
Production of Medicinal Plants of Kind in Lhokseumawe Municipality (kg), 2019- 2020

| No | Jenis Komoditi/ Commodity | 2019 | 2020 |
|----|--|------|------|
| | (1) | (2) | (3) |
| 1 | Adenium (Kamboja Jepang)/ Adenium obesum | - | - |
| 2 | Aglaonema/ Chinese evergreens | - | - |
| 3 | Anggrek/ Orchid | - | - |
| 4 | Anthurium Bunga/ Flamingo Lily Flower | - | - |
| 5 | Anthurium Daun/ Laceleaf | - | - |
| 6 | Anyelir/ Carnation | - | - |
| 7 | Caladium/ Heart of Jesus | - | - |
| 8 | Cordyline/ Cordyline | - | - |
| 9 | Diffenbachia/ Dumb canes | - | - |
| 10 | Dracaena/ Dracaena | - | - |
| 11 | Euphorbia/ Spurges | - | - |
| 12 | Gladiol/ Gladiol | - | - |
| 13 | Herbras/ Gerbera | - | - |
| 14 | Krisan/ Chrysantemum | - | - |
| 15 | Temulawak/ Java Turmeric | - | - |

Lanjutan Tabel/ *Continued Tabel* 5.1.12

| No | Jenis Komoditi/ <i>Commodity</i> | 2019 | 2020 |
|----|-------------------------------------|------|------|
| | (1) | (2) | (3) |
| 16 | Mawar/ Rose | – | – |
| 17 | Melati/ Jasmine | – | – |
| 18 | Monstera/ Swiss cheese plant | – | – |
| 19 | Pakis/ Fern | – | – |
| 20 | Palem/ Palm | – | – |
| 21 | Pedang-pedangan/ Sansevieria | – | – |
| 22 | Pisang–pisangan/ Heliconia | – | – |
| 23 | Philodendron/ Philodendron | – | – |
| 24 | Sedap Malam/ Tuberose | – | – |
| 25 | Soka/ Ixora | – | – |

Sumber/source : BPS, Statistik Pertanian Hortikultura SPH-SBS/ *BPS- Statistics, Agricultural Statistic for Horticulture SPH-SBS*

Tabel 5.1.13 Produksi Buah-Buahan Menurut Kecamatan dan Jenis Tanaman di Kota Lhokseumawe (kg), 2019-2020
Production of Medicinal Plants of Kind in Lhokseumawe Municipality (kg), 2019 - 2020

| Kecamatan/ Sub District | Mangga/Mango | | Durian/Durian | |
|----------------------------|----------------|-----------------|---------------|-------------|
| | 2019 | 2020 | 2019 | 2020 |
| (1) | (2) | (3) | (4) | (5) |
| Blang Mangat | 190.0 | 280.0 | - | - |
| Muara Dua | 7 000.0 | 10 400.0 | - | - |
| Muara Satu | 250.0 | 130.0 | - | 90.0 |
| Banda Sakti | - | - | - | - |
| Jumlah/ Total | 7 440.0 | 10 180.0 | - | 90.0 |

Lanjutan Tabel/ *Continued Tabel* 5.1.13

| Kecamatan/ Sub District | Jeruk/Orange | | Pisang/Banana | |
|----------------------------|----------------|-----------------|----------------|--------------|
| | 2019 | 2020 | 2019 | 2020 |
| (1) | (2) | (3) | (4) | (5) |
| Blang Mangat | - | - | 35.00 | 70.00 |
| Muara Dua | - | - | 850.00 | - |
| Muara Satu | - | - | 200.00 | 60.00 |
| Banda Sakti | - | - | - | - |
| Jumlah/ Total | 7 440.0 | 10 180.0 | 1 085.0 | 130.0 |

AGRICULTURE, FORESTRY, LIVESTOCK AND FISHERY

Lanjutan Tabel/ *Continued Tabel* 5.1.13

| Kecamatan/ Sub District | Pepaya/Papaya | | Salak/Salacca | |
|----------------------------|----------------|--------------|---------------|----------|
| | 2019 | 2020 | 2019 | 2020 |
| (1) | (2) | (3) | (4) | (5) |
| Blang Mangat | 164.0 | 305.0 | - | - |
| Muara Dua | 300.0 | - | - | - |
| Muara Satu | 850.0 | 860.0 | - | - |
| Banda Sakti | - | - | - | - |
| Jumlah/ Total | 1 314.0 | 130.0 | - | - |

Sumber/source: BPS, Statistik Pertanian Hortikultura SPH-SBS/ *BPS- Statistics, Agricultural Statistic for Horticulture SPH-SBS*

Tabel 5.1.14 Produksi Buah-Buahan dan Sayuran Tahunan Menurut Jenis Tanaman di Kota Lhokseumawe (kuintal), 2017-2020
Production of Annual Fruits and Vegetables of Kind in Lhokseumawe Municipality (kuintal), 2017 – 2020

| No | Jenis Komoditi/ Commodity | 2017 | 2018 | 2019 | 2020 |
|----|--------------------------------------|------|----------|----------|--------|
| | (1) | (2) | (3) | (4) | (5) |
| 1 | Buah–Buahan/ Fruits: | | | | |
| 2 | Alpukat/ Avocado | ... | – | 0,00 | ... |
| 3 | Anggur/ Grape | ... | – | 0,00 | ... |
| 4 | Apel/ Apple | ... | – | 0,00 | ... |
| 5 | Belimbing/ Star Fruit | ... | – | 0,00 | ... |
| 6 | Duku/Langsat/Kokosan/ Duku | ... | – | 0,00 | ... |
| 7 | Durian/ Durian | ... | – | 90 | 335 |
| 8 | Jambu Air/ Rose Apple | ... | 1 175 | 600 | 604 |
| 9 | Jambu Biji/ Guava | ... | 812 | 918 | 1 061 |
| 10 | Jeruk Besar/ Pomelo | ... | – | 0,00 | ... |
| 11 | Jeruk Siam/Kepron/ Tangerine/Orange | ... | – | 0,00 | ... |
| 12 | Jeruk/ Orange (Tangerine + Pomelo) | ... | – | 0,00 | ... |
| 13 | Mangga/ Mango | ... | 5 927,00 | 7 440,00 | 11 938 |
| 14 | Manggis/ Mangosteen | ... | – | 0,00 | ... |
| 15 | Markisa/ Marquisa | ... | – | 0,00 | ... |

Lanjutan Tabel/ *Continued Tabel* 5.1.14

| No | Jenis Komoditi/ <i>Commodity</i> | 2017 | 2018 | 2019 | 2020 |
|----|-------------------------------------|-------|-------|-------|-------|
| | (1) | (2) | (3) | (4) | (5) |
| 16 | Nangka/Cempedak/ Jack Fruit | 2 755 | 2 730 | 3 047 | 2 755 |
| 17 | Nenas/ Pineapple | - | - | - | - |
| 18 | Pepaya/ Papaya | 1 314 | 1 165 | 433 | 1 314 |
| 19 | Pisang/ Banana | - | - | - | - |
| 20 | Rambutan/ Rambutan | 1 085 | 130 | 45 | 1 085 |
| 21 | Salak/ Salacca | - | 113 | 160 | - |
| 22 | Sawo/Sapodilla/ Star Apple | - | - | - | - |
| 23 | Sirsak/ Soursop | 1 576 | 2 189 | 2 607 | 1 576 |
| 24 | Sukun/ Bread Fruit | 40 | 490 | 750 | 40 |
| 25 | Sayuran/ VegeTabels | | | | |
| 26 | Jengkol/ Jengkol | ... | - | 0,00 | ... |
| 27 | Melinjo/ Melinjo | ... | 32 | 45 | 60 |
| 28 | Petai/ Twisted Cluster Bean | ... | - | 0,00 | ... |

Sumber/source : BPS, Statistik Pertanian Hortikultura SPH-SBS/ BPS- Statistics, Agricultural Statistic for Horticulture SPH-SBS

5.2 PERKEBUNAN/ESTATE CROPS

Tabel 5.2.1 Luas Areal Tanaman Perkebunan Menurut Kecamatan dan Jenis Tanaman di Kota Lhokseumawe (ha), 2019 dan 2020
Planted Area of Estate Crops by Subdistrict and Type of Crops in Lhokseumawe Municipality (ha), 2019 and 2020

| Kecamatan/ Sub District | Kelapa Sawit/Palm Oil | | Kelapa/Coconut | |
|----------------------------|-----------------------|------------|----------------|------------|
| | 2019 | 2020 | 2019 | 2020 |
| (1) | (2) | (3) | (4) | (5) |
| Blang Mangat | ... | ... | ... | ... |
| Muara Dua | ... | ... | ... | ... |
| Muara Satu | ... | ... | ... | ... |
| Banda Sakti | ... | ... | ... | ... |
| Jumlah/ Total | 208 | ... | 612 | ... |

Lanjutan Tabel/ *Continued Tabel 5.2.1*

| Kecamatan/ <i>Sub District</i> | Karet / Rubber | | Kopi/Coffe | |
|-----------------------------------|----------------|------|------------|------|
| | 2019 | 2020 | 2019 | 2020 |
| (1) | (2) | (3) | (4) | (5) |
| Blang Mangat | ... | ... | ... | ... |
| Muara Dua | ... | ... | ... | ... |
| Muara Satu | ... | ... | ... | ... |
| Banda Sakti | ... | ... | ... | ... |
| Jumlah/ <i>Total</i> | 15 | ... | 3 | ... |

Lanjutan Tabel/ *Continued Tabel* 5.2.1

| Kecamatan/ <i>Sub District</i> | Kakao / Cacao | | Tebu / Sugar Cane | |
|-----------------------------------|---------------|------------|-------------------|------------|
| | 2019 | 2020 | 2019 | 2020 |
| (1) | (2) | (3) | (4) | (5) |
| Blang Mangat | ... | ... | ... | ... |
| Muara Dua | ... | ... | ... | ... |
| Muara Satu | ... | ... | ... | ... |
| Banda Sakti | ... | ... | ... | ... |
| Jumlah/ <i>Total</i> | 134 | ... | 10 | ... |

Lanjutan Tabel/ *Continued Tabel* 5.2.1

| Kecamatan/ <i>Sub District</i> | Kemiri / Hazelnut | | Pinang/Areca Nut | |
|-----------------------------------|-------------------|------------|------------------|------------|
| | 2019 | 2020 | 2019 | 2020 |
| (1) | (2) | (3) | (4) | (5) |
| Blang Mangat | ... | ... | ... | ... |
| Muara Dua | ... | ... | ... | ... |
| Muara Satu | ... | ... | ... | ... |
| Banda Sakti | ... | ... | ... | ... |
| Jumlah/ <i>Total</i> | 26 | ... | 207 | ... |

Sumber/source : BPS, Statistik Pertanian Hortikultura SPH-SBS/ *BPS- Statistics, Agricultural Statistic for Horticulture SPH-SBS*

Tabel 5.2.2 Produksi Tanaman Perkebunan Menurut Kecamatan dan Jenis Tanaman di Kota Lhokseumawe (quintal), 2018 dan 2019
Planted Area of Estate Crops by Subdistrict and Type of Crops in Lhokseumawe Municipality (quintal), 2018 and 2019

| Kecamatan/ Sub District | Kelapa Sawit/Palm Oil | | Kelapa/Coconut | |
|----------------------------|-----------------------|------------|----------------|------------|
| | 2018 | 2019 | 2018 | 2019 |
| (1) | (2) | (3) | (4) | (5) |
| Blang Mangat | ... | ... | ... | ... |
| Muara Dua | ... | ... | ... | ... |
| Muara Satu | ... | ... | ... | ... |
| Banda Sakti | ... | ... | ... | ... |
| Jumlah/ Total | 2 361 | ... | 593 | ... |

Lanjutan Tabel/ *Continued Tabel 5.2.2*

| Kecamatan/ Sub District | Karet / Rubber | | Kopi/Coffe | |
|----------------------------|----------------|------------|------------|------------|
| | 2018 | 2019 | 2018 | 2019 |
| (1) | (2) | (3) | (4) | (5) |
| Blang Mangat | ... | ... | ... | ... |
| Muara Dua | ... | ... | ... | ... |
| Muara Satu | ... | ... | ... | ... |
| Banda Sakti | ... | ... | ... | ... |
| Jumlah/ Total | 667 | ... | 667 | ... |

Lanjutan Tabel/ *Continued Tabel 5.2.2*

| Kecamatan/ <i>Sub District</i> | Kakao / Cacao | | Tebu / Sugar Cane | |
|-----------------------------------|---------------|------------|-------------------|------------|
| | 2018 | 2019 | 2018 | 2019 |
| (1) | (2) | (3) | (4) | (5) |
| Blang Mangat | ... | ... | ... | ... |
| Muara Dua | ... | ... | ... | ... |
| Muara Satu | ... | ... | ... | ... |
| Banda Sakti | ... | ... | ... | ... |
| Jumlah/ <i>Total</i> | 890 | ... | 600 | ... |

AGRICULTURE, FORESTRY, LIVESTOCK AND FISHERY

Lanjutan Tabel/ *Continued Tabel 5.2.2*

| Kecamatan/ Sub District | Kemiri / Hazelnut | | Pinang/Areca Nut | |
|----------------------------|-------------------|------------|------------------|------------|
| | 2018 | 2019 | 2018 | 2019 |
| (1) | (2) | (3) | (4) | (5) |
| Blang Mangat | ... | ... | ... | ... |
| Muara Dua | ... | ... | ... | ... |
| Muara Satu | ... | ... | ... | ... |
| Banda Sakti | ... | ... | ... | ... |
| Jumlah/ Total | 622 | ... | 732 | ... |

Sumber/source : BPS, Statistik Pertanian Hortikultura SPH-SBS/ BPS- Statistics, Agricultural Statistic for Horticulture SP

PERTANIAN, KEHUTANAN, PETERNAKAN, DAN PERIKANANAN

Tabel 5.2.3 Banyaknya Rumah Tangga Perkebunan Tahunan dan Banyak Pohon yang Diusahakan Menurut Kecamatan, 2020
Number Of Estate Crop Households and Number of Trees by District, 2020

| No | Kecamatan/ Sub District | Banyaknya Rumah Tangga/ Household | Jumlah Pohon/ Number of Tree | Jumlah Pohon Produksi/ Productive Tree |
|----------------------|----------------------------|---|---------------------------------|--|
| | (1) | (2) | (3) | (4) |
| 1 | Blang Mangat | 715 | 542 645 | 393 478 |
| 2 | Muara Dua | 476 | 370 322 | 216 244 |
| 3 | Muara Satu | 575 | 725 885 | 341 133 |
| 4 | Banda Sakti | 161 | 241 762 | 119 994 |
| Jumlah/ Total | | 1 927 | 1 880 616 | 1 070 849 |

Sumber/source : Dinas Kelautan Perikanan, Pertanian dan Pangan Kota Lhokseumawe/
Maritime Affairs, Fisheries, Agriculture and Food Security Office of Lhokseumawe

5.3 TANAMANA PANGAN/FOOD CROPS

Tabel 5.3.1 Luas Lahan Sawah (Hektar) Menurut Kecamatan 2020
Tabel Rice Field Area (Hectare) by Sub District 2020

| Kecamatan/ Sub District | Jenis Sawah/ Rice Field Type | |
|----------------------------|---|------------------------------|
| | Irigasi Setengah Teknis/ Semi Technical Irrigation | Tadah Hujan/ Rainfed Rice |
| (1) | (2) | (3) |
| 1 Blang Mangat | 747 | 400 |
| 2 Muara Dua | 0 | 101 |
| 3 Muara Satu | 0 | 590 |
| 4 Banda Sakti | 0 | 0 |
| Jumlah/ Total | 747 | 1 091 |

Sumber/source : Dinas Kelautan Perikanan, Pertanian dan Pangan Kota Lhokseumawe/
 Maritime Affairs, Fisheries, Agriculture and Food Security Office of Lhokseumawe

Tabel 5.3.2 Luas Panen dan Produksi Tanaman Padi dan Palawija 2020
Tabel Harvested Area and Production of Rice Plant and Cash Crops 2020

| No | Jenis Komoditi/ Commodity | Luas Tanam/ Plant Area (Ha) | Luas Panen/ Harvest Area (Ha) | Produksi/ Production (Ton) | Produktivitas/ Productivity (Ton/Ha) |
|----|---------------------------------|--------------------------------------|---|----------------------------------|--|
| | (1) | (2) | (3) | (4) | (5) |
| 1 | Padi Sawah/ <i>Paddy</i> | 2 443 | 1 828 | - | - |
| 2 | Jagung/ <i>Corn</i> | 39 | 4 | - | - |
| 3 | Ubi Kayu/ <i>Cassava</i> | 132 | 129 | - | - |
| 4 | Ubi Jalar/ <i>Sweet Potato</i> | - | - | - | - |
| 5 | Kacang Tanah/ <i>Peanut</i> | 1 | 1 | - | - |
| 6 | Kedelai/ <i>Soybean</i> | - | - | - | - |
| 7 | Kacang Hijau/ <i>Green Pea</i> | - | - | - | - |
| 8 | Bayam/ <i>Spinach</i> | 44 | 41 | - | - |
| 9 | Cabe Rawit/ <i>Little Chili</i> | 15 | 11 | - | - |
| 10 | Cabe Merah Besar/ <i>Chili</i> | 15 | 17 | - | - |
| 11 | Kacang Panjang/ <i>Longbean</i> | 17 | 13 | - | - |
| 12 | Kangkung/ <i>Kangkung</i> | 49 | 45 | - | - |
| 13 | Ketimun/ <i>Cucumber</i> | 3 | 1 | - | - |
| 14 | Terung/ <i>Eggplant</i> | 25 | 17 | - | - |
| 15 | Tomat/ <i>Tomato</i> | 3 | 2 | - | - |
| 16 | Semangka/ <i>Watermelon</i> | 4 | 3 | - | - |

Sumber/source : Dinas Kelautan Perikanan, Pertanian dan Pangan Kota Lhokseumawe/
 Maritime Affairs, Fisheries, Agriculture and Food Security Office of Lhokseumawe

Tabel 5.3.3 Luas Tanam Tanaman Palawija Menurut Jenis Palawija 2020
Tabel Planted Area of Cash Crops by Kinds of Commodity Palawija 2020

| No | Kecamatan/ Sub District | Luas Tanam Palawija Setahun yang Lalu/ Planted Area (Ha) | | | | | |
|---------------------|----------------------------|--|---------------------|----------------------------|----------------------------------|-------------------------|----------------------------------|
| | | Jagung/ Corn | Kedelai/ Soybean | Kacang Tanah/ Peanut | Kacang Hijau/ Green Pea | Ubi Kayu/ Cassava | Ubi Jalar/ Sweet Potato |
| (1) | (2) | (3) | (4) | (5) | (6) | (7) | |
| 1 | Blang Mangat | - | - | - | - | 13 | - |
| 2 | Muara Dua | 3 | - | - | - | 14 | - |
| 3 | Muara Satu | 36 | - | - | - | 101 | - |
| 4 | Banda Sakti | - | - | - | - | 4 | - |
| Jumlah/Total | | 39 | - | - | - | 132 | - |

Sumber/source: Dinas Kelautan Perikanan, Pertanian dan Pangan Kota Lhokseumawe/
 Maritime Affairs, Fisheries, Agriculture and Food Security Office of Lhokseumawe

Tabel 5.3.4 Jumlah Kelompok Tani Menurut Kecamatan 2020
Tabel Number of Farmer Groups by Sub District 2020

| No | Kecamatan/ Sub District | Jumlah/ Total |
|---------------------|----------------------------|------------------|
| | (1) | (2) |
| 1 | Blang Mangat | 83 |
| 2 | Muara Dua | 15 |
| 3 | Muara Satu | 69 |
| 4 | Banda Sakti | 7 |
| Jumlah/Total | | 174 |

Sumber/source: Dinas Kelautan Perikanan, Pertanian dan Pangan Kota Lhokseumawe/
 Maritime Affairs, Fisheries, Agriculture and Food Security Office of Lhokseumawe

AGRICULTURE, FORESTRY, LIVESTOCK AND FISHERY

5.4 PETERNAKAN/LIVESTOCK

Tabel 5.4.1 Keadaan Populasi Ternak Menurut Jenis, 2020
Tabel Number of Livestocks, 2020

| No | Jenis Ternak/ Livestock | Jantan/ Male | | | Betina/ Female | | | Jumlah/ Total |
|-----|--|----------------------------|---------------------------|-----------------------------|----------------------------|---------------------------|-----------------------------|------------------|
| | | Anak/ Little Cattles | Muda/ Young Cattles | Dewasa/ Adult Cattles | Anak/ Little Cattles | Muda/ Young Cattles | Dewasa/ Adult Cattles | |
| (1) | (2) | (3) | (4) | (5) | (6) | (7) | (8) | |
| 1 | Sapi/ Cow | 569 | 972 | 1 963 | 645 | 1 328 | 2 207 | 7 414 |
| 2 | Kerbau/ Buffalo | 1 | 5 | 15 | - | 4 | 12 | 37 |
| 3 | Kambing/ Goat | 813 | 1 162 | 6 430 | 890 | 941 | 4 781 | 15 017 |
| 4 | Domba/ Sheep | 290 | 458 | 912 | 356 | 288 | 562 | 2 866 |
| 5 | Kuda/ Horse | - | - | - | - | - | - | - |
| 6 | Kelinci/ Rabbit | 28 | 87 | 95 | 55 | 145 | 160 | 570 |
| 7 | Itik/ Duck | 3 056 | 5 600 | 38 700 | 5 158 | 5 167 | 41 200 | 98 881 |
| 8 | Ayam Kampung/ Chicken | 5 500 | 8 760 | 23 670 | 5 269 | 7 504 | 32 210 | 85 903 |
| 9 | Ayam Ras Pedaging/ Broiler | 4 812 | 8 000 | 27 000 | 5 055 | 6 000 | 30 900 | 81 767 |
| 10 | Ayam Ras Petelur/ Egg Chicken | - | - | - | - | - | 5 455 | 5 455 |

Sumber/source: Dinas Kelautan Perikanan, Pertanian dan Pangan Kota Lhokseumawe/
 Maritime Affairs, Fisheries, Agriculture and Food Security Office of Lhokseumawe

PERTANIAN, KEHUTANAN, PETERNAKAN, DAN PERIKANANAN

Tabel 5.4.2 Jumlah Pemotongan Ternak Menurut Jenis Ternak, 2020
Number of Slaughtering Livestock by Species, 2020

| No | Jenis Ternak/ Livestock | Jumlah/ Number of (ekor/ piece) |
|----|-------------------------------|------------------------------------|
| | (1) | (2) |
| 1 | Sapi/ Cow | 2 6715 |
| 2 | Kerbau/ Buffalo | - |
| 3 | Kambing/ Goat | 2 605 |
| 4 | Domba/ Sheep | 35 |
| 5 | Itik/ Duck | 16 440 |
| 6 | Ayam Kampung/ Chicken | 84 708 |
| 7 | Ayam Ras Pedaging/ Broiler | 9 241 |
| 8 | Ayam Ras Petelur/ Egg Chicken | 504 440 |

Sumber/source: Dinas Kelautan Perikanan, Pertanian dan Pangan Kota Lhokseumawe/
 Maritime Affairs, Fisheries, Agriculture and Food Security Office of Lhokseumawe

AGRICULTURE, FORESTRY, LIVESTOCK AND FISHERY

Tabel 5.4.3 **Produksi Telur Unggas, 2020**
Tabel *Number of Poultry Eggs, 2020*

| No | Jenis Ternak/ Livestock | Jumlah/ Number of (ekor/ piece) | |
|----|------------------------------|------------------------------------|--------------|
| | | Kg/Kgs | Butir/Pieces |
| | (1) | (2) | (3) |
| 1 | Ayam Buras/Kampung | 97 687 | 1 400 525 |
| 2 | Ayam Ras Petelur/Egg Chicken | 6 273 | 361 779 |
| 3 | Itik/Duck | 79 795 | 2 684 135 |

Sumber/source: Dinas Kelautan Perikanan, Pertanian dan Pangan Kota Lhokseumawe/
 Maritime Affairs, Fisheries, Agriculture and Food Security Office of Lhokseumawe

5.5 PERIKANAN/FISHERY

Tabel 5.5.1 Jumlah Nelayan di Masing-masing Kecamatan, 2020
The Number of Fishermen by Sub District, 2020

| No | Kecamatan/ Sub District | Nelayan/ Fisherman | | | Jumlah/ Total |
|----------------------|----------------------------|--------------------|---|---|------------------|
| | | Tetap/ Fixed | Sambilan Utama/ Primary Side Job | Sambilan Tambahan/ Additional Side Job | |
| | (1) | (2) | (3) | (4) | (5) |
| 1 | Blang Mangat | 165 | - | - | 165 |
| 2 | Muara Dua | 75 | - | - | 75 |
| 3 | Muara Satu | 75 | - | - | 75 |
| 4 | Banda Sakti | 1 060 | - | - | 1 060 |
| Jumlah/ Total | | | | | 1 375 |

Sumber/source : Dinas Kelautan Perikanan, Pertanian dan Pangan Kota Lhokseumawe/
 Maritime Affairs, Fisheries, Agriculture and Food Security Office of Lhokseumawe

AGRICULTURE, FORESTRY, LIVESTOCK AND FISHERY

Tabel 5.5.2 Produksi Perikanan Laut Berdasarkan Alat Tangkap, 2020
Tabel Production of Fish Capture by Fishing Gear, 2020

| No | Jenis Ikan/ <i>Fish</i> | Jenis Alat Tangkap/ <i>Fishing Gear</i> | | | | | | Jumlah/ <i>Total</i> (kg/ tahun) |
|-----|----------------------------|---|-----------------|----------------------------|--|-------------------------|------|---|
| | | Pukat Pantai | Pukat Cincin | Jaring Insang Hanyut | Rawai Hanyut Selain Rawai Tuna | Rawai Tetap Dasar | Sero | |
| (1) | (2) | (3) | (4) | (5) | (6) | (7) | (8) | |
| 1 | Belanak | - | - | - | - | - | - | 32 959 |
| 2 | Selar | - | - | - | - | - | - | 4 950 |
| 3 | Kakap | - | - | - | - | - | - | - |
| 4 | Tuna | - | - | - | - | - | - | 61 607 |
| 5 | Teri | - | - | - | - | - | - | 564 420 |
| 6 | Biji Nangka | - | - | - | - | - | - | 81 582 |
| 7 | Tenggiri | - | - | - | - | - | - | 3 160 |
| 8 | Udang | - | - | - | - | - | - | - |
| 9 | Siro | - | - | - | - | - | - | 65 468 |
| 10 | Tembang | - | - | - | - | - | - | - |
| 11 | Kerapu | - | - | - | - | - | - | - |
| 12 | Manyung | - | - | - | - | - | - | - |

Sumber/source: Dinas Kelautan Perikanan, Pertanian dan Pangan Kota Lhokseumawe/
Maritime Affairs, Fisheries, Agriculture and Food Security Office of Lhokseumawe

Lanjutan Tabel/ *Continued Tabel 5.5.2*

| No | Jenis Ikan/ <i>Fish</i> | Jenis Alat Tangkap/ <i>Fishing Gear</i> | | | | | | Jumlah/ <i>Total</i> (kg/ tahun) |
|---------------|----------------------------|---|-----------------|----------------------------|--|-------------------------|------|---|
| | | Pukat Pantai | Pukat Cincin | Jaring Insang Hanyut | Rawai Hanyut Selain Rawai Tuna | Rawai Tetap Dasar | Sero | |
| (1) | (2) | (3) | (4) | (5) | (6) | (7) | (8) | |
| 13 | Kwee | 162.4 | - | - | 102.0 | - | - | 35 510 |
| 14 | Cumi | 100.2 | - | - | - | - | - | 26 950 |
| 15 | Kembung | - | 148.7 | - | - | - | - | 245 014 |
| 16 | Tongkol | - | 54.3 | 322.2 | - | - | - | 3 133 789 |
| 17 | Kerong-kerong | 123.2 | - | - | - | - | - | - |
| 18 | Pinjilo | 100.3 | 65.1 | - | - | - | - | - |
| 19 | Pari | - | - | - | - | 17.1 | - | - |
| 20 | Gulamah | - | 154.0 | - | - | - | - | - |
| 21 | Baronang | - | - | 271.9 | - | - | - | 57 600 |
| 22 | Ikan Sebelah | 77.0 | - | - | - | - | - | 292 980 |
| 23 | Kurisi | - | 145.1 | - | - | - | - | - |
| 24 | Bawal | - | 149.1 | - | - | - | - | 12 241 |
| 25 | Lainnya | - | 2 431.7 | - | - | - | - | 5 107352 |
| Jumlah/ Total | | 563.1 | 3 148.4 | 594.1 | 102.0 | 17.1 | 0 | 9 725 582 |

Sumber/source : Dinas Kelautan Perikanan, Pertanian dan Pangan Kota Lhokseumawe/
Maritime Affairs, Fisheries, Agriculture and Food Security Office of Lhokseumawe

AGRICULTURE, FORESTRY, LIVESTOCK AND FISHERY

Tabel 5.5.3 **Produksi Perikanan Budidaya di Lhokseumawe, 2020**
Tabel *Production of Aquaculture in Lhokseumawe, 2020*

| No | Jenis Ikan/ Fish | Jumlah/ Number of Fish (Ton/Tahun) |
|----|------------------------|---------------------------------------|
| | (1) | (2) |
| 1 | Bandeng | 1 300 |
| 2 | Kerapu | 30.02 |
| 3 | Lele | 1 400 |
| 4 | Mujair | - |
| 5 | Udang Windu | 580.8 |
| 6 | Udang Lainnya (Vaname) | 26.20 |

Sumber/source : Dinas Kelautan Perikanan, Pertanian dan Pangan Kota Lhokseumawe/
Maritime Affairs, Fisheries, Agriculture and Food Security Office of Lhokseumawe

PERTANIAN, KEHUTANAN, PETERNAKAN, DAN PERIKANANAN

Tabel 5.5.4 Jumlah Kapal Motor Penangkapan Ikan, 2020
Tabel *Number of Fishing Boats, 2020*

| No | Jenis Alat/ Vehicle Type | Perahu Tanpa Motor/ Non- motorized Boat | | Motor Tempel/ Outboard Motor | Kapal Motor Tonnage/ Motor Boat (GT) | | | | |
|----------------------|-------------------------------------|---|--|---------------------------------------|---|------|-------|-------|-------|
| | | Jukung/ Canoe | Perahu Papan Kecil/ Small Boat | | <5 | 5-10 | 10-20 | 20-30 | 30-50 |
| | (1) | (2) | (3) | (4) | (5) | (6) | (7) | (8) | (9) |
| 1 | Pukat Tarik Ikan/Pukat Pantai | - | - | - | - | - | - | - | - |
| 2 | Pukat Cincin | - | - | - | - | 28 | 73 | 57 | |
| 3 | Jaring Insang Hanyut | - | - | - | - | - | - | - | - |
| 4 | Jaring Insang Lingkar | - | - | - | - | - | - | - | - |
| 5 | Jaring Insang Tetap | - | - | - | - | - | - | - | - |
| 6 | Anco | - | - | - | - | - | - | - | - |
| 7 | Rawa Tuna | - | - | - | - | - | - | - | - |
| 8 | Rawai Hanyut Lain | - | - | - | - | - | - | - | - |
| 9 | Rawai Tetap Dasar | - | - | - | - | 300 | - | - | - |
| 10 | Pancing Lainnya | - | - | - | - | - | - | - | - |
| 11 | Sero (termasuk Kelong) | - | - | - | - | - | - | - | - |
| Jumlah/ Total | | - | - | - | - | 300 | 28 | 73 | 57 |

Sumber/source : Dinas Kelautan Perikanan, Pertanian dan Pangan Kota Lhokseumawe/
Maritime Affairs, Fisheries, Agriculture and Food Security Office of Lhokseumawe

<https://lhokseumawekota.bps.go.id>

6

INDUSTRI, PERTAMBANGAN, DAN ENERGI

INDUSTRY, MINING, AND ENERGY

<https://lhokseumawekota.bps.go.id>

6. Industri, Pertambangan, dan Energi

Industry, Mining, And Energy



<https://hokseumawekota.bps.go.id>

<https://lhokseumawekota.bps.go.id>

PENJELASAN TEKNIS

1. Pengumpulan data industri besar dan sedang dilakukan melalui Survei Industri Besar dan Sedang yang dilaksanakan setiap tahun secara lengkap (sensus) sejak tahun 1975. Survei Industri Besar dan Sedang mencakup semua perusahaan industri yang mempunyai tenaga kerja 20 orang atau lebih dengan menggunakan kuesioner II A.
2. Klasifikasi industri yang digunakan dalam survei ini berdasar kepada Klasifikasi Baku Lapangan Usaha Indonesia (KBLI). KBLI adalah klasifikasi lapangan usaha yang berdasar kepada *International Standard Industrial Classification of All Economic Activities* (ISIC) revisi 4 yang telah disesuaikan dengan kondisi Indonesia.
3. Industri manufaktur adalah suatu kegiatan ekonomi yang melakukan kegiatan mengubah suatu barang dasar secara mekanis, kimia, atau dengan tangan sehingga menjadi barang jadi/setengah jadi, dan atau barang yang kurang nilainya menjadi barang yang lebih tinggi nilainya, dan sifatnya lebih dekat kepada pemakai akhir. Termasuk dalam kegiatan ini adalah jasa industri dan pekerjaan perakitan.
4. Perusahaan atau usaha industri adalah suatu unit (kesatuan) usaha

TECHNICAL NOTES

1. *Data collection of large and medium scale manufacturing is conducted through The Large and Medium Manufacturing Establishment Survey that has been done annually for all industries (census) since 1975. Large and Medium Manufacturing Establishment Survey covers all manufactures/industries with 20 workers or more by questionnaire II A.*
2. *The industrial clasification adopted in this survey refers to the Klasifikasi Baku Lapangan Usaha Indonesia (KBLI). KBLI is classification of economic activities based on the International Standard Industrial Classification of All Economic Activities (ISIC rev 4) that has been modified according to the local condition in Indonesia.*
3. *Manufacturing industry is defined as an economic activity processing basic goods mechanically, chemicals or manually into final or intermediate goods. It is also defined as processing of lower value goods into higher value goods as final or intermediate products. The activities also include services for manufacturing and assembling.*
4. *A manufacturing establishment is defined as a production unit engaged in economic activity, producing goods or services, located in a building or in a*

yang melakukan kegiatan ekonomi, bertujuan menghasilkan barang atau jasa, terletak pada suatu bangunan atau lokasi tertentu, dan mempunyai catatan administrasi tersendiri mengenai produksi dan struktur biaya serta ada seorang atau lebih yang bertanggung jawab atas usaha tersebut.

5. Industri manufaktur dikelompokkan ke dalam 4 golongan berdasarkan banyaknya pekerja, yaitu: industri besar (100 orang pekerja atau lebih), industri sedang/menengah (20–99 orang pekerja), industri kecil (5–19 orang pekerja), dan industri mikro (1–4 orang pekerja).
6. Pelanggan adalah individu atau kelompok, baik rumah tangga, perusahaan atau institusi non profit yang membeli air bersih dari perusahaan air bersih.
7. Air disalurkan adalah volume air bersih dari perusahaan air bersih

certain location, keeping a business record concerning the production and cost structure, and having a person or more that are responsible to those activities.

5. *Manufacturing industries are categorized into four groups, based on the number of employees: large scale manufacturing (100 employees or more), medium scale manufacturing (20–99 employees), small scale manufacturing (5–19 employees), and micro industry (1–4 employees).*
6. *Customers are individuals or groups, whether household, company or non-profit institutions that buy water supply from water supply establishment.*
7. *Distributed water is the volume of water supply from water supply establishment.*

6.1 LISTRIK/ *ELECTRICITY*

Tabel 6.1.1 Perkembangan Bidang Pembangkit dan Distribusi PT PLN Area Lhokseumawe, 2017-2019
Development of Electric Power Generators and Distribution of State Electrical Company Branch of Lhokseumawe, 2017-2019

| Rincian/ Description | Satuan/ Unit | 2017 | 2018 | 2019 |
|--------------------------|-----------------|-------------|-------------|-------------|
| (1) | (2) | (3) | (4) | (5) |
| I Pembangkit | | | | |
| Unit Mesin | Unit | 25 | 25 | 25 |
| Kapasitas Terpasang | KW | 23 878 | 23 878 | 23 878 |
| Kemampuan | KW | 18 810 | 18 810 | 18 810 |
| Produksi Sendiri | KWH | 81 181 897 | 86 374 644 | 21 287 014 |
| Produksi Yang Dibeli | KWH | 54 053 200 | 56 898 900 | 18 177 000 |
| Pemakaian Sendiri | KWH | 143 300 | 189 500 | 57 730 |
| Kerugian Energi Listrik | KWH | 72 115 154 | 63 219 921 | 67 819 428 |
| Penjualan | KWH | 639 016 524 | 707 613 376 | 749 520 891 |
| Pemakaian Bahan Bakar | Liter | 20 106 293 | 22 630 994 | 5 532 393 |
| Pemakaian Minyak Pelumas | Liter | 8 468 | 12 599 | 5 076 |
| II Distribusi | | | | |
| Gardu Induk Bayu | MVA | 2 x 60 | 2 x 60 | 2 x 60 |
| Gardu Distribusi | Buah | 3 055 | 3 287 | 3 344 |
| SUTT 150 KV | KMS | - | - | - |
| SKTM (Kabel) | KMS | 180.05 | 238.75 | 245,95 |
| SUTM | KMS | 3 324.80 | 3 926.39 | 4176,24 |
| SUTR | KMS | 5 125.64 | 5 515.24 | 5572,94 |
| Transformator | Buah | 3 055 | 3 287 | 3 344 |
| Daya Transformator | KVA | 210 481 | 228 196 | 231 046 |

Sumber/Source: PT PLN Area Lhokseumawe/ *PLN of Lhokseumawe*

INDUSTRY, MINING , AND ENERGY

Tabel 6.1.2 Perkembangan Perusahaan Umum Listrik Negara PT PLN Area Lhokseumawe, 2017 - 2019
Development of State Electrical Company PT PLN Branch of Lhokseumawe, 2017 - 2019 (Rupiah)

| Rincian/ Description | 2017 | 2018 | 2019 |
|--|-----------------|-------------------|-----------------|
| (1) | (2) | (3) | (4) |
| Upah dan Gaji | 26 625 211 118 | 25 914 375 045 | 25 247 104 634 |
| Penyusutan Barang Modal | 31 420 342 500 | 37 408 888 793 | 45 262 504 755 |
| Pajak Tak Langsung | 1 634 202 269 | 2 940 419 825 | 2 357 698 220 |
| Surplus Usaha : | | | |
| - Sewa Trafo | - | - | |
| - Bunga | - | - | |
| - Laba | 19 241 973 151 | - | 158 032 330 144 |
| - Rugi | - | 318 564 582 976 | - |
| Rata-rata Tarif Per KWH | - | - | - |
| Jumlah Biaya Produksi dan Biaya Antara | - | - | - |
| Bahan Bakar, Perbaikan dan Lain-lain | 187 716 222 194 | 249 024 448 083 | 174 868 280 798 |
| Pembelian KWH dari Unit Lain (Kwh) | 610 301 916 | 558 165 770 | 734 899 074 |
| Pembelian KWH dari Unit Lain (Rupiah) | 947 984 595 283 | 1 334 890 073 046 | 953 500 693 691 |

Sumber/Source: PT PLN Area Lhokseumawe/ PLN of Lhokseumawe

6.2 INDUSTRI/INDUSTRY

Tabel 6.2.1 Jumlah Unit Usaha Industri Kecil Formal dan Non Formal, 2019
Number of Formal and Non Formal Small Industries, 2019

| Kecamatan/ Sub District | Unit Usaha/ Establishment Unit | |
|----------------------------|--------------------------------|---------------------------|
| | Formal/ Formal | Non Formal/ Non Formal |
| (1) | (2) | (3) |
| 1 Blang Mangat | 0 | 367 |
| 2 Muara Dua | 0 | 405 |
| 3 Muara Satu | 1 | 480 |
| 4 Banda Sakti | 3 | 206 |
| Jumlah/ Total | 4 | 2 058 |

Sumber/Source : Dinas Perindustrian, Perdagangan, Koperasi dan UKM Kota Lhokseumawe/
 Industry, Trade, Cooperation, Small and Medium Economic Sector Office of Lhokseumawe

INDUSTRY, MINING , AND ENERGY

Tabel 6.2.2 Jumlah Tenaga Kerja Industri Kecil Formal dan Non Formal, 2019
Number of Labors at Formal and Non Formal, 2019

| Kecamatan/ Sub District | Tenaga Kerja/ Labor | |
|----------------------------|---------------------|---------------------------|
| | Formal/ Formal | Non Formal/ Non Formal |
| (1) | (2) | (3) |
| 1 Blang Mangat | 0 | 1 183 |
| 2 Muara Dua | 0 | 1 278 |
| 3 Muara Satu | 0 | 1 326 |
| 4 Banda Sakti | 0 | 2 391 |
| Jumlah/ Total | 0 | 6 178 |

Sumber/Source: Dinas Perindustrian, Perdagangan, Koperasi dan UKM Kota Lhokseumawe/
 Industry, Trade, Cooperation, Small and Medium Economic Sector Office of Lhokseumawe

INDUSTRI, PERTAMBANGAN, DAN ENERGI

Tabel 6.2.3 Nilai Produksi Industri Kecil Formal dan Non Formal, 2019
Number of Production at Formal and Non Formal Small Industries in Lhokseumawe, 2019

| Kecamatan/ Sub District | Nilai Produksi/ Production (Rp 000) | |
|----------------------------|-------------------------------------|---------------------------|
| | Formal/ Formal | Non Formal/ Non Formal |
| (1) | (2) | (3) |
| 1 Blang Mangat | 0 | 27 678 900 |
| 2 Muara Dua | 0 | 22 333 978 |
| 3 Muara Satu | 340 000 | 32 101 772 |
| 4 Banda Sakti | 801 230 | 70 791 222 |
| Jumlah/ Total | 2 141 230 | 152 905 872 |

Sumber/Source : Dinas Perindustrian, Perdagangan, Koperasi dan UKM Kota Lhokseumawe/
 Industry, Trade, Cooperation, Small and Medium Economic Sector Office of Lhokseumawe

INDUSTRY, MINING , AND ENERGY

Tabel 6.2.4 Nilai Investasi Industri Kecil Formal dan Non Formal, 2019
Number of Investment Values at Formal and Non Formal Small Industries in Lhokseumawe, 2019

| No | Kecamatan/ District | Nilai Investasi/ Investment Values (Rp 000) | |
|----------------------|------------------------|---|---------------------------|
| | | Formal/ Formal | Non Formal/ Non Formal |
| | (1) | (2) | (3) |
| 1 | Blang Mangat | 0 | 3 595 240 |
| 2 | Muara Dua | 0 | 3 194 194 |
| 3 | Muara Satu | 13 500 | 3 296 165 |
| 4 | Banda Sakti | 26 450 | 809 256 |
| Jumlah/ Total | | 39 950 | 16 604 465 |

Sumber/Source: Dinas Perindustrian, Perdagangan, Koperasi dan UKM Kota Lhokseumawe/
 Industry, Trade, Cooperation, Small and Medium Economic Sector Office of Lhokseumawe

Tabel 6.2.5 Perkembangan Perusahaan yang Telah Memiliki Tanda Daftar Perusahaan (TDP) Menurut Kecamatan, 2019
Number of Trading License Certified Companies by Sub Districts, 2019

| Kecamatan/ Sub District | Bentuk Perusahaan/ Company Type | | | | | | Jumlah/ Total |
|----------------------------|---------------------------------|----------|------------|----------|------------|------------|------------------|
| | PT | Koperasi | CV | Firma | PP | BUL/ UD | |
| (1) | (2) | (3) | (4) | (5) | (6) | (7) | (8) |
| 1 Blang Mangat | 2 | - | 5 | - | 9 | 2 | 18 |
| 2 Muara Dua | 28 | - | 40 | - | 20 | 18 | 106 |
| 3 Muara Satu | 15 | - | 17 | - | 7 | 2 | 41 |
| 4 Banda Sakti | 54 | - | 95 | - | 76 | 14 | 239 |
| Jumlah/ Total | 99 | - | 157 | - | 112 | 36 | 404 |

Sumber/Source: Dinas Perindustrian, Perdagangan, Koperasi dan UKM Kota Lhokseumawe/
 Industry, Trade, Cooperation, Small and Medium Economic Sector Office of Lhokseumawe

INDUSTRY, MINING , AND ENERGY

6.3 ENERGI/ENERGY

Tabel 6.3.1 Realisasi Penerimaan dan Pemasaran Pertamax Pada Terminal BBM Pertamina Lhokseumawe Menurut Bulan, 2020
Monthly Receipts and Marketing of Pertamax by Fuel Terminal Pertamina Lhokseumawe, 2020 (Kilo Liter/Kilo Litres)

| Bulan/ Month | Penerimaan/ Receipts | Pemasaran/Marketing | |
|-------------------------|-------------------------|--|---|
| | | Dalam Aceh Utara + Lhokseumawe/ Inside North Aceh + Lhokseumawe | Luar Aceh Utara +Lhokseumawe/ Outside North Aceh +Lhokseumawe |
| (1) | (2) | (3) | (4) |
| Januari/ January | 11 650 195 | 1 176 | 2 592 |
| Februari/ February | 8 585 234 | 1 192 | 2 606 |
| Maret/ March | 12 735 402 | 1 168 | 2 598 |
| April/ April | 9 924 820 | 1 184 | 2 622 |
| Mei/ May | 6 213 235 | 1 200 | 2 606 |
| Juni/ June | 11 370 696 | 1 176 | 2 656 |
| Juli/ July | 13 334 192 | 1 184 | 2 592 |
| Agustus/ August | 9 548 122 | 1 200 | 2 606 |
| September/ September | 13 294 739 | 1 176 | 2 606 |
| Oktober/ October | 9 046 733 | 1 168 | 2 622 |
| November/ November | 9 075 481 | 1 216 | 2 598 |
| Desember/ December | 12 334 662 | 1 200 | 2 592 |
| Jumlah/Total | 127 113 511 | 14 240 | 31 296 |

Sumber/Source: PT Pertamina (Terminal BBM Lhokseumawe)/ Pertamina Fuel Terminal Lhokseumawe

Tabel 6.3.2 Realisasi Penerimaan dan Pemasaran Premium Pada Terminal BBM Pertamina Lhokseumawe Menurut Bulan, 2020
Monthly Receipts and Marketing of Premium by Fuel Terminal Pertamina Lhokseumawe, 2020 (Kilo Liter/ Kilo Litres)

| Bulan/ Month | Penerimaan/ Receipts | Pemasaran/Marketing | |
|----------------------|-------------------------|--|---|
| | | Dalam Aceh Utara + Lhokseumawe/ Inside North Aceh + Lhokseumawe | Luar Aceh Utara + Lhokseumawe/ Outside North Aceh + Lhokseumawe |
| (1) | (2) | (3) | (4) |
| Januari/ January | 10 014 769 | 576 | 1 248 |
| Februari/ February | 8 379 219 | 552 | 1 200 |
| Maret/ March | 9 277 387 | 552 | 1 216 |
| April/ April | 9 719 780 | 576 | 1 240 |
| Mei/ May | 6 841 154 | 544 | 1 208 |
| Juni/ June | 9 872 219 | 536 | 1 192 |
| Juli/ July | 9 309 576 | 560 | 1 216 |
| Agustus/ August | 9 963 128 | 576 | 1 232 |
| September/ September | 6 540 432 | 584 | 1 248 |
| Oktober/ October | 9 363 461 | 576 | 1 240 |
| November/ November | 9 044 233 | 576 | 1 216 |
| Desember/ December | 10 323 318 | 552 | 1 200 |
| Jumlah/ Total | 108 648 676 | 6 760 | 14 656 |

Sumber/Source: PT Pertamina (Terminal BBM Lhokseumawe)/ *Pertamina Fuel Terminal Lhokseumawe*

INDUSTRY, MINING , AND ENERGY

Tabel 6.3.3 Realisasi Penerimaan dan Pemasaran BioSolar Pada Terminal BBM Pertamina Lhokseumawe Menurut Bulan, 2020
Monthly Receipts and Marketing of Solar by Fuel Terminal Pertamina Lhokseumawe, 2020 (Kilo Liter/ Kilo Litres)

| Bulan/ Month | Penerimaan/ Receipts | Pemasaran/Marketing | |
|----------------------|-------------------------|--|--|
| | | Dalam Aceh Utara + Lhokseumawe/ Inside North Aceh + Lhokseumawe | Luar Aceh Utara + Lhokseumawe/ Outside North Aceh + Lhokseumawe |
| (1) | (2) | (3) | (4) |
| Januari/ January | 13 218 227 | 2 496 | 5 184 |
| Februari/ February | 11 413 592 | 2 480 | 5 208 |
| Maret/ March | 13 403 722 | 2 464 | 5 160 |
| April/ April | 15 509 082 | 2 456 | 5 152 |
| Mei/ May | 10 179 634 | 2 480 | 5 168 |
| Juni/ June | 11 024 775 | 2 496 | 5 192 |
| Juli/ July | 12 286 139 | 2 512 | 5 216 |
| Agustus/ August | 12 436 682 | 2 496 | 5 200 |
| September/ September | 13 300 745 | 2 520 | 5 216 |
| Oktober/ October | 13 443 452 | 2 536 | 5 232 |
| November/ November | 12 611 135 | 2 520 | 5 216 |
| Desember/ December | 11 188 828 | 2 520 | 5 208 |
| Jumlah/ Total | 150 016 013 | 30 476 | 62 352 |

Sumber/Source: PT Pertamina (Terminal BBM Lhokseumawe)/ Pertamina Fuel Terminal Lhokseumawe

Tabel 6.3.4 Realisasi Penerimaan dan Pemasaran Peralite Pada Terminal BBM Pertamina Lhokseumawe Menurut Bulan, 2020
Monthly Receipts and Marketing of Peralite by Fuel Terminal Pertamina Lhokseumawe, 2020 (Kilo Liter/ Kilo Litres)

| Bulan/ Month | Penerimaan/ Receipts | Pemasaran/Marketing | |
|----------------------|-------------------------|--|--|
| | | Dalam Aceh Utara + Lhokseumawe/ Inside North Aceh + Lhokseumawe | Luar Aceh Utara + Lhokseumawe/ Outside North Aceh + Lhokseumawe |
| (1) | (2) | (3) | (4) |
| Januari/ January | | 2 496 | 4 896 |
| Februari/ February | | 2 520 | 4 944 |
| Maret/ March | | 2 504 | 4 928 |
| April/ April | | 2 520 | 4 936 |
| Mei/ May | | 2 520 | 4 920 |
| Juni/ June | | 2 504 | 4 936 |
| Juli/ July | | 2 520 | 4 952 |
| Agustus/ August | | 2 544 | 4 936 |
| September/ September | | 2 528 | 4 960 |
| Oktober/ October | | 2 544 | 4 976 |
| November/ November | | 2 520 | 4 960 |
| Desember/ December | | 2 504 | 4 936 |
| Jumlah/ Total | | 30 224 | 59 010 |

INDUSTRY, MINING , AND ENERGY

Tabel 6.3.5 Jumlah Pelanggan Air Minum PDAM Ie Beusare Rata di Kota Lhokseumawe, 2019
Number of Consumers of Local Water Supplier Company Ie Beusare Rata, 2019

| Kategori Pelanggan/ <i>Consumers Type</i> | Jumlah Pelanggan/ <i>Number of Consumer</i> |
|---|---|
| (1) | (2) |
| 1 Rumah Tangga/ <i>Household</i> | 1 758 |
| 2 Badan Sosial/Rumah Sakit / <i>Social Company/Hospital</i> | 6 |
| 3 Fasilitas Umum/ <i>General Facilities</i> | 0 |
| 4 Toko, Industri dan Perusahaan/ <i>Store, Industry and Company</i> | 75 |
| 5 Instansi Pemerintah/ <i>Government Agency</i> | 12 |
| Jumlah/ <i>Total</i> | 1 851 |

Sumber/Source: PDAM Ie Beusare Rata Lhokseumawe/ *PDAM of Lhokseumawe*

Tabel 6.3.6 Banyaknya Air Minum yang Disalurkan ke Pelanggan Setiap Bulan di Kota Lhokseumawe, 2019
Number of Water Supply Distributed to Consumers in Lhokseumawe, 2019

| Bulan/ Month | | Air Minum yang Disalurkan/ Distributed Water Supply (M3) |
|--------------|-----------------------------|---|
| (1) | | (2) |
| 1 | Januari/ <i>January</i> | 19 996 |
| 2 | Februari/ <i>February</i> | 20 715 |
| 3 | Maret/ <i>March</i> | 20 462 |
| 4 | April/ <i>April</i> | 21 323 |
| 5 | Mei/ <i>May</i> | 19 762 |
| 6 | Juni/ <i>June</i> | 19 456 |
| 7 | Juli/ <i>July</i> | 21 893 |
| 8 | Agustus/ <i>August</i> | 22 759 |
| 9 | September/ <i>September</i> | 20 600 |
| 10 | Oktober/ <i>October</i> | 17 988 |
| 11 | November/ <i>November</i> | 16 583 |
| 12 | Desember/ <i>December</i> | 20 137 |

Sumber/Source: PDAM Ie Beusare Rata Lhokseumawe/ PDAM of Lhokseumawe

<https://lhokseumawekota.bps.go.id>

7

PARIWISATA
TOURISM

<https://lhokseumawekota.lps.go.id>

7 Pariwisata **Tourism**



Islamic Center

<https://lhokseumawekota.bps.go.id>

PENJELASAN TEKNIS

Wisatawan mancanegara (wisman) ialah setiap pengunjung yang mengunjungi suatu negara di luar tempat tinggalnya, didorong oleh satu atau beberapa keperluan tanpa bermaksud memperoleh penghasilan di tempat yang dikunjungi dan lamanya kunjungan tersebut tidak lebih dari satu tahun (12 bulan). Definisi ini mencakup 2 (dua) kategori wisatawan mancanegara, yaitu :

- a. Wisatawan (turis) ialah setiap pengunjung seperti definisi di atas yang tinggal paling sedikit 24 jam, akan tetapi tidak lebih dari 1 (satu) tahun di tempat yang dikunjungi, dengan maksud antara lain: berlibur, rekreasi, olah raga, bisnis, menghadiri pertemuan, studi, dan kunjungan dengan alasan kesehatan.
- b. *Excursionist* ialah setiap pengunjung seperti definisi di atas yang tinggal kurang dari 24 jam di tempat yang dikunjungi (termasuk "Cruise passengers"). Cruise Passengers ialah setiap pengunjung yang tiba di suatu negara di mana mereka tidak menginap di akomodasi yang

TECHNICAL NOTES

An International Visitor is any person visiting a country other than his usual place of residence for any reason other than for earning income in the country visited, and the length of stay is no more than one year (12 months). This definition covers two categories of foreign visitors, namely :

- a. "Tourist" is any visitor staying for at least 24 hours, but no more than one year, in the country visited, with the intention of visiting, and for any of these purposes: Pleasure, recreation and sports, Business, visiting friends and relatives, missions, attending meetings, conferences, visit for health reasons and study.
- b. "Excursionist" is any visitor staying less than 24 hours in the country visited including, "Cruise Passengers", i.e. visitors arriving in a country without staying in any accommodation available in the visited country

Average length of stay is the average stay duration of foreign visitor in Indonesia for one trip.

The business of providing accommodation is a business that

TOURISM

tersedia di negara tersebut, misalnya dengan kapal laut.

Rata-rata lama tinggal adalah rata-rata waktu tinggal wisatawan mancanegara di Indonesia untuk satu kali kunjungan.

Usaha penyediaan akomodasi adalah usaha yang menyediakan pelayanan penginapan yang dapat dilengkapi dengan pelayanan pariwisata lainnya. Usaha penyediaan akomodasi dapat berupa hotel, vila, pondok wisata, bumi perkemahan, persinggahan karavan, dan akomodasi lainnya yang digunakan untuk tujuan pariwisata.

Hotel adalah penyediaan akomodasi secara harian berupa kamar-kamar di dalam satu bangunan yang dapat dilengkapi dengan jasa pelayanan makan dan minum, kegiatan hiburan dan atau fasilitas lainnya. Hotel terdiri dari hotel berbintang dan hotel non-bintang.

Hotel bintang adalah usaha penyediaan jasa pelayanan penginapan, makan minum serta jasa lainnya bagi umum dengan menggunakan sebagian atau seluruh bangunan. Usaha ini dikelola secara komersial serta

provides specialty services that can be equipped with other tourism services. It includes hotel, villa, cottage, camping, caravan stop, and other accommodation that are used for tourism purposes.

Hotel is a daily supply of accommodation rooms within a building which can be equipped with eating and drinking services, entertainment activities and/or other facilities. Hotel consists of a classified hotel and a non-classified hotel.

A star hotel is the business of providing an accommodation, eating and drinking as well as other services for the public by using a building or a part of a building. It is managed commercially and meets specified requirements as a star hotel (including diamonds) set forth in the decree of fostering agency. For example, five star hotel, four star hotel, and so on.

Room occupancy rate is the number of room-nights occupied divided by the number of room-nights available, multiplied by 100 percent.

memenuhi ketentuan persyaratan sebagai hotel bintang (termasuk berlian) yang ditetapkan dalam surat keputusan instansi yang membinanya. Misalnya hotel bintang lima, hotel bintang empat dan seterusnya.

Tingkat penghunian kamar hotel adalah persentase banyaknya malam kamar yang dihuni terhadap banyaknya malam kamar yang tersedia.

Rata-rata lamanya tamu menginap adalah banyaknya malam tempat tidur yang terpakai (malam tamu) dengan banyaknya tamu yang menginap di hotel atau akomodasi lainnya.

***Average length of stay** is the number of bed-nights used (guest night) divided by the number of guests coming to spend the night at the accommodation.*

<https://lhokseumawekota.bps.go.id>

7.1 HOTEL

Tabel 7.1.1 Daftar Hotel Kota Lhokseumawe, 2020
Tabel List of Hotel in Lhokseumawe, 2020

| Nama Hotel/ Hotel | Nama Pemilik/ Owner | Alamat/ Address |
|----------------------|------------------------|---|
| (1) | (2) | (3) |
| Hotel Lido Graha | Syukri Ibrahim | Jl. Merdeka Timur, Cunda, Lhokseumawe Telp. (0645) 630555 Fax. (0645) 631483 |
| Hotel Vina Vira | Vira Wiyono | Jl. Iskandar Muda No. 4, Lhokseumawe Telp. (0645) 43343 Fax. (0645) 45727 |
| Hotel Harun Square | H.M. Harun A. Gani | Jl. Samudera Baru No. 1, Lhokseumawe Telp. (0645) 630009/ 630054 Fax. (0645) 630545 |
| Hotel Diana | Hj. Raimah AR | Jl. Merdeka Timur, Mon Geudong Telp. (0645) 43491 |
| Hotel Rajawali | Tony S. | Jl. Sukaramai No. 70A, Lhokseumawe, Telp. (0645) 40021 |
| Hotel Winton | Erwin Bustomi | Jl Sukaramai No 13-15, Lhokseumawe, Telp. (0645) 44214 |
| Hotel Singapore | Said Alimuddin | Jalan Merdeka Barat No.11-13, Mon Geudong, Lhokseumawe, Aceh (0645) 6500842 |

Sumber/Source : Dinas Pemuda, Olahraga, dan Pariwisata Kota Lhokseumawe/ *Youth, Sports and Tourism Office of Lhokseumawe*

TOURISM

Tabel 7.1.2 Daftar Wisma dan Losmen Kota Lhokseumawe, 2020
Tabel List of Guesthouses and Inns in Lhokseumawe, 2020

| Nama Wisma Dan Losmen/ <i>Guesthouses and Inns</i> | Nama Pemilik/ <i>Owner</i> | Alamat/ <i>Address</i> |
|---|-------------------------------|---|
| (1) | (2) | (3) |
| Wisma Kuta Karang Lama | Mirja Ikhwani, SE | Jl. Baiturrahim No. 14, Lhokseumawe Telp. (0645) 43232 |
| Wisma Kuta Karang Baru | Hj. Fatimah | Jl. Panglatah No.8, Keude Aceh, Lhokseumawe, Telp. (0645) 42495/43017 |
| Wisma Selat Malaka | Rosmiati | Jl. Medan-Banda Aceh No. 137A, Cunda, Lhokseumawe, Telp. (0645) 41090 |
| Wisma Transit | Khairida | Jl. Merdeka Barat No. 80B |
| Wisma Sri Langkat | Syahrul Abidin | Jl. Rahmat, Lhokseumawe |
| Wisma Sartika | Hj. Hariasmi | Jl. Merdeka Timur No. 10-11, Lhokseumawe, Telp. (0645) 45338 |
| Wisma Pase | Hj. Nurhayati Alwi | Jl. Pase, Keude Aceh, Lhokseumawe |
| Wisma Harida | Harmaini | Jl. Samudera Baru No. 6, Lhokseumawe |
| Wisma Mon Geudong | H. Zaki Fuad Hasbi | Jl. Pase Ujung No. 36, Lhokseumawe, Telp. (0645) 631490 |
| Losmen Tiara | Edi Saputra | Jl. Cut Mutia No. 15, Lhokseumawe |
| Losmen Bintang Timur | Djohan Liaw Hengri | Jl. Gudang No. 14-17, Lhokseumawe, Telp. (0645) 43393 |
| Losmen Lhokseumawe | Liu Yenny | Jl. Sukaramai No. 64, Lhokseumawe |
| Wisma Lilawangsa | - | Jl. Iskandar Muda, Lhokseumawe |

Sumber/Source : Dinas Pemuda, Olahraga, dan Pariwisata Kota Lhokseumawe/ *Youth, Sports and Tourism Office of Lhokseumawe*

Tabel 7.1.3 Jumlah Tamu yang Menginap di Beberapa Hotel di Kota Lhokseumawe, 2019
Total of Visitor Stayed Over Night in Hotel in Lhokseumawe, 2019

| Bulan/ Month | Jumlah Tamu/ Visitor (Orang) | | Jumlah/ Total |
|----------------------|------------------------------|-------------------|------------------|
| | Domestik/ Domestic | Asing/ Foreign | |
| (1) | (2) | (3) | (4) |
| Januari/ January | 5 821 | 7 | 5 828 |
| Februari/ February | 6 461 | 2 | 6 461 |
| Maret/ March | 7 137 | 18 | 7 155 |
| April/ April | 7 064 | 7 | 7 071 |
| Mei/ May | 6 786 | 0 | 6 786 |
| Juni/ June | 5 504 | 0 | 5 504 |
| Juli/ July | 8 021 | 8 | 8 029 |
| Agustus/ August | 6 973 | 0 | 6 973 |
| September/ September | 7 562 | 11 | 7 573 |
| Oktober/ October | 7 649 | 7 | 7 656 |
| November/ November | 7 496 | 119 | 7 611 |
| Desember/ December | 4 695 | 0 | 4 695 |
| Jumlah/ Total | 81 169 | 179 | 81 348 |

Sumber/Source : Badan Pusat Statistik Kota Lhokseumawe/BPS-Statistics of Lhokseumawe Municipality

TOURISM

7.2 PARIWISATA/TOURISM

Tabel 7.2.1 Nama Situs Cagar Budaya Kota Lhokseumawe, 2020
Tabel Cultural Heritage Sites of Lhokseumawe, 2020

| No. | Nama Situs/ Site Name | Jenis Situs/ Type Site | Lokasi / Location | Status Kepemilikan/ Ownership Status |
|-----|--|---------------------------|--|---|
| (1) | (2) | (3) | (4) | (5) |
| 1 | Tiang Gantung Tgk. Chik Di Tunong | Tugu | Kampung Jawa Lama Kec. Banda Sakti Lhokseumawe | Pribadi |
| 2 | Benteng (Kurok-Rok) Tentara Jepang | Benteng | Ujong Blang Kec. Banda Sakti Lhokseumawe | Negara |
| 3 | Makam Tgk. Di Lhokseumawe | Makam/Kuburan | Banda Masen Kec. Banda Sakti Lhokseumawe | Masyarakat |
| 4 | Makam Tgk. Chik Ditunong | Makam/Kuburan | Mon Geudong Kec. Banda Sakti Lhokseumawe | Pribadi |
| 5 | Merim Belanda | Meriam | Kuta Blang Kec. Banda Sakti Lhokseumawe | Umum |
| 6 | Tugu Pahlawan TKR Melawan Tentara Jepang | Tugu | Peukan Cunda Kec. Muara Dua Lhokseumawe | Negara |
| 7 | Tugu Lokasi Syahid Tgk. Abdul Jalil Cot Plieng | Tugu | Blang Buloh Kec. Blang Mangat Lhokseumawe | Wakaf |
| 8 | Makam Prajurit Tgk. Abdul Jalil Cot Plieng | Makam/Kuburan | Blang Buloh Kec. Blang Mangat Lhokseumawe | Wakaf |
| 9 | Mon Tujoh | Sumur | Buket Rata Kec. Blang Mangat Lhokseumawe | Masyarakat |
| 10 | Makam Mualem Taufiq Shaleh | Makam/Kuburan | Blang Weu Baroh Kec. Blang Mangat Lhokseumawe | Masyarakat |
| 11 | Makam Putroe Neng | Makam/Kuburan | Blang Pulo Kec. Muara Satu Lhokseumawe | Negara |
| 12 | Gua Ibrahim Tapa dan Cot Bukulan | Buket dan Gua | Blang Panyang Kec. Muara Satu Lhokseumawe | Negara |
| 13 | Gua Jepang | Gua | Blang Panyang Kec. Muara Satu Lhokseumawe | Negara |
| 14 | Makam Tgk. Syiah Hudam | Makam/Kuburan | Blang Pulo Kec. Muara Satu Lhokseumawe | Masyarakat |
| 15 | Makam Tgk. Chik Dipaloh | Makam/Kuburan | Cot Trieng Kec. Muara Satu Lhokseumawe | Wakaf |
| 16 | Makam Tgk. Jrad Meuindram | Makam/Kuburan | Cot Trieng Kec. Muara Satu Lhokseumawe | Wakaf |
| 17 | Makam Tgk. Chik Buket Bruek Krueng | Makam/Kuburan | Cot Trieng Kec. Muara Satu Lhokseumawe | Wakaf |

Sumber/Source: Dinas Pemuda, Olahraga, dan Pariwisata Kota Lhokseumawe/ Youth, Sports and Tourism Office of Lhokseumawe

Tabel 7.2.2 Tempat Wisata Alam di Kota Lhokseumawe, 2020
Natural Tourism Place in Lhokseumawe, 2020

| No. | Nama Tempat/Place Name | Lokasi/Location |
|-----|---------------------------------|---|
| (1) | (2) | (3) |
| 1 | Pantai Ujong Blang | Desa Hagu Teungoh, Hagu Barat Laut, Ulee Jalan, Ujong Blang, Kec. Banda Sakti Lhokseumawe |
| 2 | Pantai Pulau Semadu | Ds. Rancong Kec. Muara Satu Lhokseumawe |
| 3 | Aliran Sungai Stadion Reklamasi | Ds. Mon Geudong Kec. Banda Sakti Lhokseumawe |
| 4 | Pantai Lancok | Ds. Bayu Kec. Blang Mangat Lhokseumawe |
| 5 | Pantai Pelabuhan KP3 | Jl. Merdeka Timur Lhokseumawe |
| 6 | Reservoir/Pusong | Ds. Pusong Kec. Banda sakti |

Sumber/Source : Dinas Pemuda, Olahraga, dan Pariwisata Kota Lhokseumawe/ *Youth, Sports and Tourism Office of Lhokseumawe*

<https://lhokseumawekota.bps.go.id>

8

TRANSPORTASI DAN KOMUNIKASII

TRANSPORTATION AND COMMUNICATION

<https://lhokseumaw.kotabps.go.id>

8. TRANSPORTASI DAN KOMUNIKASI / Transportation and Communication

Kondisi dan Panjang Jalan Tahun 2019



<https://lhokseumawekota.bps.go.id>

PENJELASAN TEKNIS

1. Kendaraan bermotor adalah setiap kendaraan yang digerakkan oleh peralatan teknik yang ada pada kendaraan tersebut, biasanya digunakan untuk angkutan orang atau barang di atas jalan raya selain kendaraan yang berjalan di atas rel. Kendaraan bermotor yang dicatat adalah semua jenis kendaraan kecuali kendaraan bermotor TNI/Polri dan Korps Diplomatik.
2. Mobil penumpang adalah setiap kendaraan bermotor yang dilengkapi dengan tempat duduk untuk sebanyak-banyaknya delapan orang, tidak termasuk tempat duduk untuk pengemudi, baik dilengkapi atau tidak dilengkapi bagasi.
3. Mobil bis adalah setiap kendaraan bermotor yang dilengkapi dengan tempat duduk untuk lebih dari delapan orang, tidak termasuk tempat duduk untuk pengemudi, baik dilengkapi atau tidak dilengkapi bagasi.
4. Mobil truk adalah setiap kendaraan bermotor yang digunakan untuk angkutan barang, selain mobil penumpang, mobil bis dan kendaraan bermotor roda dua.
5. Kereta api adalah kendaraan dengan tenaga gerak (listrik, diesel atau tenaga uap) yang berjalan sendiri maupun dirangkaikan dengan kendaraan lain, yang akan atau sedang bergerak di atas rel, terdiri dari kereta penumpang dan kereta barang.

TECHNICAL NOTES

1. *Motor vehicles are any kind of vehicles motorized by machine set up in those vehicles, they are usually used for transporting peoples or goods on roads except vehicles moving along a railway line. The data cover all kinds of motor vehicles except those belong to Indonesia Army Force Indonesian State Police and Diplomatic Corps.*
2. *Passenger cars are any motor vehicles with no more than eight seats, excluding seat for driver, it can be with or without hoot.*
3. *Buses are large passenger cars having seats for more than eight passengers, excluding seat for driver, it can be with or without hoot.*
4. *Trucks are any motor vehicles used to transport goods excluding passenger cars, buses, and motorcycles.*
5. *Train is a coach or a number of coaches joined together, moving along a railway line. It can be passenger train or freight train.*

6. Kilometer penumpang adalah jumlah kilometer dari semua penumpang yang berangkat. Besaran ini merupakan penjumlahan jarak asal tujuan masing-masing penumpang.
 7. Rata-rata jarak perjalanan per penumpang adalah rata-rata yang ditempuh oleh setiap penumpang, atau jumlah kilometer penumpang dibagi dengan jumlah penumpang berangkat.
 8. Kilometer ton adalah jumlah kilometer semua ton yang diangkut. Besaran ini merupakan hasil penjumlahan jarak asal tujuan masing-masing barang dalam ton.
 9. Rata-rata jarak angkut barang adalah rata-rata jarak yang ditempuh oleh setiap ton barang atau jumlah kilometer ton dibagi dengan ton dimuat.
 10. Kunjungan kapal adalah kapal yang datang di pelabuhan baik untuk berlabuh di perairan maupun bersandar di dermaga.
 11. Gross Ton (GT) adalah volume ruangan kapal dalam m³, kecuali terowongan, lubang poros baling-baling, tempat jangkar, dan alas ganda.
 12. Sertifikat Operator Pesawat Udara adalah tanda bukti terpenuhinya standar dan prosedur dalam pengoperasian pesawat udara oleh perusahaan angkutan udara niaga.
6. *Passenger kilometer is total kilometers of all departing passenger. This measurement is the sum of distance between the place of origin and the place of destination taken by all passengers.*
 7. *Mean distance of journey per passenger is mean distance taken by each passenger or total of passenger-kilometer divided by the number of departing passengers.*
 8. *Ton-kilometer is total kilometer of all cargoes carried. This is the sum of distance from area of origin to area of destination for each ton of cargoes.*
 9. *Mean distance of cargoes loaded is mean distance of each ton of cargoes loaded or total ton-kilometer divided by total ton of cargoes loaded.*
 10. *Ship call is a ship arriving at a port either for mooring or berthing.*
 11. *Gross Ton (GT) is total volume of all room in a ship (m³), excluding the volume of tunnel, the axle of propellers, the anchor, and the chain locker.*
 12. *Aircraft Operator Certificate (AOC) is clearance of compliance to the standards and procedures in aircraft operations by*

13. Sertifikat Pengoperasian Pesawat Udara adalah tanda bukti terpenuhinya standar dan prosedur dalam pengoperasian pesawat udara untuk kegiatan angkutan udara bukan niaga.
14. Kantor Pos adalah tempat pemberi pelayanan komunikasi tertulis dan atau surat elektronik, layanan paket, layanan logistik, layanan transaksi keuangan, dan layanan keagenan pos untuk kepentingan umum. Rumah pos berfungsi sama seperti kantor pos dan kantor pos pembantu, bedanya rumah pos biasanya terletak di daerah terpencil.
15. Telekomunikasi adalah setiap pemancaran, pengiriman dan atau penerimaan dari setiap informasi dalam bentuk tanda-tanda, isyarat, tulisan, gambar, suara dan bunyi melalui sistem kawat, optik, radio atau sistem elektromagnetik lainnya.
16. Jaringan telekomunikasi adalah rangkaian perangkat telekomunikasi dan kelengkapannya yang digunakan dalam bertelekomunikasi.
17. Telepon tetap kabel dalam Susenas disebut telepon rumah adalah jaringan telekomunikasi menggunakan perangkat telepon tetap dengan kabel yang secara umum diatur oleh standar-standar teknis dengan menggunakan suatu nomor telepon, dikenal pula sebagai Public Switched Telephone Network (PSTN). Pada umumnya dimanfaatkan untuk telepon

the commercial air transport companies.

13. *Operating Certificate (OC) is clearance of compliance to the standards and procedures in aircraft operations for non commercial air transport activities.*
14. *Post Office is a service provider facility of written communication and or electronic mail, parcel service, logistics services, financial transaction services, and postal services to the public. Postal house has the same function as the post office and subsidiary of post office, the difference is that postal house is usually located in remote areas.*
15. *Telecommunication includes every transmitting, delivering and or receiving from every information of marking, signal, article, picture, sound and voice through strand of wire system, optic, radio or other electromagnetic system.*
16. *Telecommunication network is peripheral network of telecommunication and its equipment used in the means of telecommunication.*
17. *Fixed line telephone based on Susenas called home phone is a telecommunication network using fixed line telephone device which is generally regulated by technical standards, using a phone number, also known as the Public Switched Telephone*

rumah dan jaringan internet, memiliki kemampuan menghantarkan sinyal dengan kuat dan jelas dengan biaya yang relatif lebih murah.

18. Telepon bergerak seluler adalah perangkat telekomunikasi elektronik yang mempunyai kemampuan dasar yang sama dengan telepon tetap kabel, namun dapat dibawa ke mana-mana (portable, mobile) dan tidak perlu disambungkan dengan jaringan telekomunikasi kabel. Selain berfungsi sebagai telepon, telepon selular modern biasanya mendukung layanan tambahan seperti Short Messages Services (SMS), Multimedia Messages Service (MMS), e-mail dan akses Internet, aplikasi bisnis dan permainan, serta fotografi. Saat ini, Indonesia mempunyai dua sistem jaringan telepon bergerak seluler yaitu Global System for Mobile Telecommunications (GSM) dan CDMA.
19. Internet adalah sebuah jaringan komputer publik di seluruh dunia. Internet menyediakan akses ke sejumlah layanan komunikasi termasuk World Wide Web dan membawa email, berita, hiburan dan file data.
20. Penyiaran Radio mencakup penyiaran sinyal suara melalui studio penyiaran radio dan fasilitas untuk transmisi program yang berhubungan dengan masyarakat, termasuk mengumpulkan dan menyalurkan program melalui kabel atau satelit, internet (stasiun radio internet), termasuk penyiaran data yang terintegrasi dengan penyiaran radio.

Network (PSTN). It is generally used for home phone and Internet networks, has the ability to deliver a strong and clear signal with a relatively low cost.

18. *Cellular mobile phone is an electronic telecommunication device which has the same basic capabilities with fixed cables, but can be taken anywhere (portable, mobile) and does not need to be connected to the wired telecommunications networks. In addition to functioning as a telephone, modern mobile phone typically supports additional services such as Short Messages Services (SMS), Multimedia Messages Service (MMS), e-mail and access to the Internet, business applications and games, as well as photography. Currently, Indonesia has two cellular mobile telephone network system that are GSM (Global System for Mobile Telecommunications) and Code Division Multiple Access (CDMA).*
19. *The internet is a worldwide public computer network. It provides access to a number of communication services including the World Wide Web and carries e-mail, news, entertainment and data files.*
20. *Radio broadcasting includes voice signals broadcasting through radio broadcasting studios and facilities for the programs transmission related to community, including collecting and distributing programs via cable or satellite, internet*

- (internet radio station), including integrated data broadcasting with radio broadcasting.
21. Penyiaran dan pemrograman televisi mencakup pembuatan program saluran televisi lengkap dari komponen program yang dibeli (seperti film, dokumenter, dan lain-lain), komponen program yang dihasilkan sendiri (seperti berita lokal, laporan langsung) atau kombinasi keduanya, pemrograman dari saluran video atas dasar permintaan, dan penyiaran data yang diintegrasikan dengan siaran televisi. Program televisi lengkap dapat disiarkan sendiri atau melalui distribusi pihak ke tiga, seperti perusahaan kabel atau provider televisi satelit. Pemrograman dapat bersifat umum atau khusus (misalnya format terbatas seperti program berita, olah raga, pendidikan atau program yang ditujukan untuk anak muda), dapat dibuat dengan bebas tersedia untuk pemakai atau dapat hanya tersedia atas dasar langganan.
22. Penerbitan surat kabar, jurnal, dan buletin/Majalah mencakup usaha penerbitan surat kabar dan surat kabar iklan, jurnal, buletin, majalah umum dan teknis, komik termasuk penerbitan jadwal radio dan televisi, dan sebagainya.
23. Koran atau surat kabar adalah suatu penerbitan yang ringan dan mudah dibuang, biasanya dicetak pada kertas berbiaya rendah yang disebut kertas koran, yang berisi berita-berita terkini dalam berbagai topik. Topiknya bisa
21. *Broadcasting and television programming includes the manufacture of a complete television channel program from purchased program components (such as films, documentaries, etc.), own produced program components (such as local news, live reports) or a combination of both, the programming of the video channel on the basis of demand, and data broadcasting integrated with television broadcasting. Complete television program can broadcast their own or through a third party distribution, such as cable companies or satellite television providers. Programming can be general or specific (e.g. limited formats such as news programs, sports, education or programs aimed at young people), can be made freely available to users or can only available on a subscription basis.*
22. *Newspapers, journals, and bulletin/magazine publishing include newspapers and newspaper advertisements, journals, bulletin, general and technical magazines, comic, including radio and television schedule publishing, and so on.*
23. *Newspaper is a lightweight publication but easily disposed of, usually printed on low-cost paper called newsprint, containing the latest news on various topics. Topics can include political events, crime, sports, editorials, and weather. Common types of*

berupa even politik, kriminalitas, olahraga, tajuk rencana, dan cuaca. Jenis surat kabar umum biasanya diterbitkan setiap hari, kecuali pada hari-hari libur. Surat kabar sore juga umum di beberapa negara. Selain itu, juga terdapat surat kabar mingguan yang biasanya lebih kecil dan kurang prestisius dibandingkan dengan surat kabar harian dan isinya biasanya lebih bersifat hiburan.

24. Tabloid adalah istilah suatu format surat kabar yang lebih kecil (597 mm × 375 mm) dari ukuran standar koran harian. Istilah ini biasanya dikaitkan dengan penerbitan surat kabar reguler non harian (bisa mingguan, dwimingguan, dll), yang terfokus pada hal-hal yang lebih “tidak serius”, terutama masalah selebritas, olah raga, kriminal, dll.
25. Jurnal adalah majalah yang khusus memuat artikel dalam suatu bidang ilmu tertentu.
26. Buletin adalah publikasi organisasi yang mengangkat perkembangan suatu topik atau aspek tertentu dan diterbitkan/dipublikasikan secara teratur (berkala) dalam waktu yang relatif singkat (harian hingga bulanan). Buletin ditujukan kepada khalayak yang lebih sempit, yang berkaitan dengan bidang tertentu saja. Tulisan dalam buletin umumnya singkat dan padat (mirip berita), menggunakan bahasa yang formal, dan banyak istilah teknis berkaitan dengan bidang tersebut.
27. Majalah adalah penerbitan berkala yang

newspapers are usually published daily, except on holidays. Afternoon newspapers are also common in some countries. In addition, there is also a weekly newspaper that is usually smaller and less prestigious than the daily newspaper and its contents are usually more entertainment.

24. *Tabloid is a smaller term format of newspaper (597 mm × 375 mm) than a standard size daily newspaper. This term is usually associated with the publishing of non-daily regular newspapers (can be weekly, biweekly, etc.), which focus on the things that are “not too serious”, especially the problem of celebrity, sports, crime, etc.*
25. *Journal is a special magazine that publish an article in a particular field of science.*
26. *Bulletin is a publication of an organization that raised the development of a particular topic or aspect and issued/published regularly (periodically) in a relatively short time (daily to monthly). Bulletin is addressed to a narrower audience, which relates to a particular field. Posts in bulletin are generally short and concise (similar to news), using formal language and a lot of technical terms related to the field.*
27. *Magazine is a periodical publication containing a variety of articles on varied subjects. Regular magazine published weekly, biweekly or monthly. Magazines usually have articles on popular topics*

berisi bermacam-macam artikel dalam subyek yang bervariasi. Majalah biasa diterbitkan mingguan, dwimingguan atau bulanan. Majalah biasanya memiliki artikel mengenai topik populer yang ditujukan kepada masyarakat umum dan ditulis dengan gaya bahasa yang mudah dimengerti oleh banyak orang.

28. Oplah adalah jumlah barang yang tercetak dalam satuan eksemplar.
29. Bioskop adalah pertunjukkan yang diperlihatkan dengan gambar (film) yang disorot sehingga dapat bergerak. Bioskop juga diartikan sebagai tempat untuk menonton pertunjukkan film dengan menggunakan layar lebar, dimana gambar film diproyeksikan ke layar menggunakan proyektor.

which are addressed to the general public and written in a style that is easily understood by many people.

28. *The circulation is the number of items printed in units of copies.*
29. *Cinema is a show that is shown with the image (film) highlighted so it can move. Cinema also be interpreted as a place to watch the shows using a wide screen movies, where the film images projected onto a screen using a projector.*

TRANSPORTATION AND COMMUNICATION

Tabel 8.1 Jenis, Kondisi, Kelas dan Panjang Jalan (km), 2018-2019
Type, Condition, Class, and Length of Roads (kms), 2018-2019

| Jenis, Kondisi, Kelas / Type, Condition, Class | | Status/ Status | | | | | |
|---|------------------|-------------------------------|-------|--|------|-------------------------------------|--------|
| | | Jalan Negara/ Country Road | | Jalan Provinsi/ Province Road | | Jalan Kabupaten/ Regency Road | |
| | | 2018 | 2019 | 2018 | 2019 | 2018 | 2019 |
| (1) | (2) | (3) | (4) | (5) | (6) | (7) | |
| Jenis Permukaan/ Surface | | | | | | | |
| a | Aspal | 23.20 | 23.20 | 4.60 | 4.60 | 292.77 | 296.59 |
| b | Paklah (Kerikil) | - | - | - | - | 53.29 | 66.42 |
| c | Tanah | - | - | - | - | - | - |
| d | Tidak Terperinci | - | - | - | - | 66.41 | 49.46 |
| <i>Jumlah</i> | | 23.20 | 23.20 | 4.60 | 4.60 | 412.47 | 412.46 |
| Kondisi Jalan/ Condition | | | | | | | |
| a | Baik | 23.20 | 23.20 | 4.60 | 4.60 | 143.43 | 171.31 |
| b | Sedang | - | - | - | - | 123.04 | 107.01 |
| c | Rusak | - | - | - | - | 70.76 | 71.24 |
| d | Rusak Berat | - | - | - | - | 75.24 | 62.91 |
| <i>Jumlah</i> | | 23.20 | 23.20 | 4.60 | 4.60 | 412.47 | 412.47 |
| Kelas Jalan/ Class | | | | | | | |
| a | Kelas I | - | - | - | - | - | - |
| b | Kelas II | - | - | - | - | - | - |
| c | Kelas III | - | - | - | - | - | - |
| d | Kelas III A | 23.20 | 23.20 | - | - | - | - |
| e | Kelas III B | - | - | 4.60 | 4.60 | - | - |
| f | Kelas III C | - | - | - | - | 311.49 | 311.49 |
| g | Tidak Terperinci | - | - | - | - | 100.98 | 100.98 |
| <i>Jumlah</i> | | 23.20 | 23.20 | 4.60 | 4.60 | 412.47 | 412.47 |
| <i>Jumlah/Total</i> | | 23.20 | 23.20 | 4.60 | 4.60 | 412.47 | 412.47 |

Sumber/Source: Dinas Pekerjaan Umum/Public Workers Office of Lhokseumawe

Tabel 8.2 Jumlah Kendaraan dan Realisasi Wajib Uji, 2020
Number of Vehicles and Realizations of Testing Obligatory, 2020

| Jenis Kendaraan/ <i>Vehicles Type</i> | | Kendaraan Wajib Uji/ (unit) | Kendaraan Telah Diuji/ (unit) |
|--|------------------|-----------------------------------|-------------------------------------|
| (1) | | (2) | (3) |
| 1 | Mobil Penumpang | | |
| | a. Umum | 73 | 43 |
| | b. Tidak Umum | - | - |
| 2 | Mobil Bis | - | - |
| | a. Umum | 435 | 344 |
| | b. Tidak Umum | 13 | 7 |
| 3 | Mobil Barang | - | - |
| | a. Umum | 830 | 769 |
| | b. Tidak Umum | 1 008 | 826 |
| 4 | Kereta Gandengan | - | - |
| | a. Umum | 21 | 16 |
| | b. Tidak Umum | 2 | 1 |
| 5 | Kereta Tempelan | - | 26 |
| | a. Umum | 5 | - |
| | b. Tidak Umum | 5 | - |
| 6 | Mobil Khusus | - | - |
| | a. Umum | - | - |
| | b. Tidak Umum | - | - |
| 7 | Becak Bermotor | - | - |
| | a. Umum | - | - |
| | b. Tidak Umum | - | - |
| Jumlah/ <i>Total</i> | | 2 392 | 2 006 |

Sumber/Source : Dinas Perhubungan Kota Lhokseumawe/ *Transportation Office of Lhokseumawe*

TRANSPORTATION AND COMMUNICATION

Tabel 8.3 Jumlah Fasilitas Jalan dan Angkutan, 2020
Tabel Number of Road and Transportation Facilities, 2020

| Jenis Fasilitas/ Facility | Jumlah/ Amount | | | Jumlah/ Total |
|---|-------------------------------------|--|--|------------------|
| | Jalan Negara/ Country Road | Jalan Provinsi/ Province Road | Jalan Kabupaten/ Regency Road | |
| (1) | (2) | (3) | (4) | (5) |
| Rambu Lalu Lintas/ <i>Traffic Sign</i> | 122 | 92 | 198 | 412 |
| Halte/ <i>Halte</i> | 10 | 3 | 3 | 16 |
| Lampu Lalu Lintas/ <i>Traffic Light</i> | 2 | - | 3 | 5 |
| Lampu Peringatan/ <i>Warning Light</i> | 4 | - | - | 4 |
| Terminal/ <i>Terminal</i> | | | 2 | 2 |
| • <i>Type A dan B</i> | - | - | - | - |
| • <i>Type C</i> | - | - | - | - |

Sumber/Source : Dinas Perhubungan Kota Lhokseumawe/ *Transportation Office of Lhokseumawe*

Tabel 8.4 Jumlah Perusahaan Angkutan Umum Penumpang, 2020
Number of Public Transportation Enterprises, 2020

| Jenis Kendaraan/ Vehicles Type | Jumlah Kendaraan/ Number of Vehicles | | | | Jumlah/ Total |
|-----------------------------------|--------------------------------------|----------------------|-------------------|--------------------------------|------------------|
| | CV. Salam Transport | CV. Sastra Transport | CV. Samudera Tour | CV. Nuri Jaya+ Kharisma+Sejati | |
| (1) | (2) | (3) | (4) | (5) | (6) |
| 1 Oplet | | | | | |
| - Pedesaan | - | - | - | - | - |
| - AKDP | - | - | - | - | - |
| 2 Mikrolet | | | | | |
| - Pedesaan | 86 | 44 | 120 | 82 | 332 |
| - AKDP | - | - | - | - | - |
| 3 Bus Sedang | | | | | |
| - Pedesaan | - | - | - | - | - |
| - AKDP | 134 | 77 | 138 | 178 | 527 |
| Jumlah | 220 | 121 | 258 | 260 | 859 |

Sumber/Source : Dinas Perhubungan Kota Lhokseumawe/ *Transportation Office of Lhokseumawe*

TRANSPORTATION AND COMMUNICATION

Tabel 8.5 Data Perusahaan Pengangkutan (Truk) Kota Lhokseumawe, 2020
Tabel Public Transportation Company in Lhokseumawe, 2020

| No. | Nama Perusahaan/ Company Name | Jumlah Truk/ Number Of Truck |
|-----|----------------------------------|---------------------------------|
| (1) | (2) | (3) |
| 1 | Pengangkutan Mulia Lama | 10 |
| 2 | CV. Mulia Baru | 14 |
| 3 | CV. Citra Aceh | 9 |
| 4 | CV. Graha Dewantara | 22 |
| 5 | CV. Jasa Baru | 8 |
| 6 | CV. Grafindo Star | 26 |
| 7 | PT. Kharisma Trans Perkasa | 6 |
| 8 | PT. Sastra Transport Bersama | 5 |
| 9 | PT. Krueng Meuh | 6 |
| 10 | PT. Citra Bintang Familindo | 5 |
| 11 | PT. Grearindo Tiga Utama | 5 |
| 12 | PT. Karya Beurata | 5 |
| 13 | PT. Andema Makmur Sejahtera | 5 |
| 14 | PT. Aceh Melinium | 8 |
| 15 | PT. Niaga Gas | 7 |
| 16 | PT. Adya Harapan | 20 |

Sumber/Source : Dinas Perhubungan Kota Lhokseumawe/ *Transportation Office of Lhokseumawe*

Lanjutan Tabel/ *Continued Tabel 9.5*

| No. | Nama Perusahaan/ <i>Company Name</i> | Jumlah Truk/ <i>Number Of Truck</i> |
|-----|---|--|
| (1) | (2) | (3) |
| 17 | PT. Arifa Sentosa | 10 |
| 18 | PT. Buket Sare | 6 |
| 19 | PT. Citra Daya Perdana | 6 |
| 20 | PT. Barona Nuansa Elpiji | 7 |
| 21 | PT. Wahana Karya Abadi | 5 |
| 22 | PT. Bugak Beurawang Cemerlang | 18 |
| 23 | PT. Kaneubi Rahmat Raseuki | 7 |
| 24 | PT. Bangun Mitra Bersama | 80 |
| 25 | UD. Panggoi Jaya | 14 |
| 26 | UD. Tani Mandiri | 10 |
| 27 | Kop. Transportasi Beuna Burata | 10 |
| 28 | PT. Kupula Karya Prima | 5 |
| 29 | CV. Za Group | 8 |
| 30 | CV. Lhokseumawe Jaya | 6 |
| 31 | CV. Rambong Jaya | 5 |
| 32 | CV. Sona Cibi | 5 |
| 33 | CV. Bina Satria | 5 |
| 34 | PT. Lhoknga Sarana Andalas | 8 |

Sumber/Source : Dinas Perhubungan Kota Lhokseumawe/ *Transportation Office of Lhokseumawe5*

TRANSPORTATION AND COMMUNICATION

Lanjutan Tabel/ *Continued Tabel* 9.5

| No. | Nama Perusahaan/ <i>Company Name</i> | Jumlah Truk/ <i>Number Of Truck</i> |
|-----|---|--|
| (1) | (2) | (3) |
| 35 | PT. Jasa Mandiri | 5 |
| 36 | PT. Sarana Citra Kencana | 5 |
| 37 | PT. Energi Mutu Pratama | 5 |
| 38 | PT. Nusa Indah Abadi Jaya | 5 |
| 39 | PT. Nuri Jaya Transport | 5 |
| 40 | CV. Tia Bersaudara | 5 |
| 41 | PT. Alfatar Niaga Perkasa | 5 |
| 42 | PT. Utama Jasa Solution | 5 |
| 43 | CV. Serba Cemerlang | 5 |
| 44 | PT. Salam Pusaka Familindo | 5 |
| 45 | PT. Aulia Jaya Ekpres | 7 |
| 46 | PT. Bintang Berlian Pasee | 5 |
| 47 | PT. Ima Montaz Sejahtera | 7 |
| 48 | PT. Tuah Bintang Jasa | 11 |
| 49 | PT Bina Jasa Pratama | 7 |
| 50 | PT Andalusia Samudra | 5 |
| 51 | PT Marajasa | 6 |

Sumber/Source : Dinas Perhubungan Kota Lhokseumawe/ *Transportation Office of Lhokseumawe*

Tabel 8.6 Data Perusahaan Bus Umum Kota Lhokseumawe, 2020
Tabel Public Bus Company in Lhokseumawe, 2020

| No. | Nama Perusahaan / Company Name | Jumlah Bus/ Number Of Bus |
|----------------------|-----------------------------------|------------------------------|
| (1) | (2) | (3) |
| 1 | CV. SAMUDRA PUSAKA JAYA | 258 |
| 2 | CV. NURI JAYA TRANSPORT | 114 |
| 3 | CV. SALAM PUSAKA FAMILINDO | 220 |
| 4 | CV. KHARISMA TRANS PERKASA | 121 |
| 5 | CV. SASTRA TRANSPORT BERSAMA | 146 |
| Jumlah/ Total | | 859 |

Sumber/Source : Dinas Perhubungan Kota Lhokseumawe/ *Transportation Office of Lhokseumawe*

TRANSPORTATION AND COMMUNICATION

Tabel 8.7 Jumlah Paket Pos yang Dikirim dan Diterima Dalam Wilayah Kerja PT Pos Cabang Lhokseumawe, 2020
Number of Sent and Received Regular Packet Post by Lhokseumawe Post Office, 2020

| Kantor Pos/ Post Office | Paket Pos Biasa/ Regular Packet Post | |
|----------------------------|--------------------------------------|-------------------------|
| | Pengiriman/ Delivery | Penerimaan/ Received |
| (1) | (2) | (3) |
| Lhokseumawe | 2 040 | 5 438 |
| Batuphat | 302 | 594 |
| Jumlah/Total | 2 342 | 6 032 |

Sumber/Source: PT Pos Cabang Lhokseumawe/Post Office of Lhokseumawe

Tabel 8.8 Jumlah Paket Pos Kilat Khusus yang Dikirim dan Diterima Dalam Wilayah Kerja PT Pos Cabang Lhokseumawe, 2020
Number of Specific Express Packet Post Sent and Received by Lhokseumawe Post Office, 2020

| Kantor Pos/ Post Office | Paket Kilat Khusus/ <i>Specific Express Packet</i> | |
|----------------------------|--|--------------------------------|
| | Pengiriman/ <i>Delivery</i> | Penerimaan/ <i>Received</i> |
| (1) | (2) | (3) |
| Lhokseumawe | 5 210 | 25 379 |
| Batuphat | 110 | 2 772 |
| Jumlah/Total | 5 320 | 28 151 |

Sumber/Source : PT Pos Cabang Lhokseumawe/Post Office of Lhokseumawe

TRANSPORTATION AND COMMUNICATION

Tabel 8.9 Jumlah Surat Kilat yang Dikirim dan Diterima Dalam Wilayah Kerja PT Pos Cabang Lhokseumawe, 2020
Number of Sent and Received Express Mail by Lhokseumawe Post Office, 2020

| Kantor Pos/ Post Office | Surat Kilat/ Express Mail | |
|----------------------------|---------------------------|-------------------------|
| | Pengiriman/ Delivery | Penerimaan/ Received |
| (1) | (2) | (3) |
| 1 Lhokseumawe | 0 | 0 |
| 2 Batuphat | 0 | 0 |
| Jumlah/Total | 0 | 0 |

Sumber/Source: PT Pos Cabang Lhokseumawe/Post Office of Lhokseumawe

Tabel 8.10 Jumlah Surat Kilat Khusus yang Dikirim dan Diterima Dalam Wilayah Kerja PT Pos Cabang Lhokseumawe, 2020
Number of Sent and Received Specific Express Mail by Lhokseumawe Post Office, 2020

| Kantor Pos/ Post Office | Surat Kilat Khusus/ <i>Specific Express Mail</i> | |
|----------------------------|--|--------------------------------|
| | Pengiriman/ <i>Delivery</i> | Penerimaan/ <i>Received</i> |
| (1) | (2) | (3) |
| 1 Lhokseumawe | 8 899 | 7 251 |
| 2 Batuphat | 1 923 | 792 |
| Jumlah/ Total | 10 822 | 8 043 |

Sumber/Source : PT Pos Cabang Lhokseumawe/Post Office of Lhokseumawe

TRANSPORTATION AND COMMUNICATION

Tabel 8.11 Jumlah Surat Biasa yang Dikirim dan Diterima Dalam Wilayah Kerja PT Pos Cabang Lhokseumawe, 2020
Number of Sent and Received Regular Mail by Lhokseumawe Post Office, 2020

| Kantor Pos/ Post Office | Surat Biasa/ Regular Mail | |
|----------------------------|---------------------------|-------------------------|
| | Pengiriman/ Delivery | Penerimaan/ Received |
| (1) | (2) | (3) |
| 1 Lhokseumawe | 500 | 823 |
| 2 Batuphat | 271 | 174 |
| Jumlah/ Total | 771 | 1 001 |

Sumber/Source: PT Pos Cabang Lhokseumawe/Post Office of Lhokseumawe

Tabel 8.12 Jumlah Pengiriman dan Pembayaran Wesel Pos Dalam Wilayah Kerja PT Pos Cabang Lhokseumawe, 2020
Number of Money Order Received and Delivered by Lhokseumawe Post Office, 2020

| Kantor Pos/ Post Office | Jenis/ Type | Pengiriman/ Delivery | | Pembayaran/ Payment | |
|----------------------------|----------------|--|--------------------------------|--|-----------------------------------|
| | | Jumlah Weselpos/ Number of Money Order | Jumlah Uang/ Amount (Rp) | Jumlah Weselpos/ Number of Money Order | Jumlah Uang/ Amount (Rp) |
| (1) | (2) | (3) | (4) | (5) | (6) |
| Lhokseumawe | Instan | 222 | 164 313 000 | 181 | 146 271 060 |
| | Prima | 1 817 | 1 425 828 600 | 1 532 | 777 398 600 |
| Batuphat | Instan | 40 | 20 450 000 | 77 | 52 150 000 |
| | Prima | 2 | 2 150 000 | 0 | 0 |
| Jumlah/ Total | | 2 081 | 1 612 721 600 | 1 790 | 975 819 660 |

Sumber/Source : PT Pos Cabang Lhokseumawe/Post Office of Lhokseumawe

TRANSPORTATION AND COMMUNICATION

Tabel 8.13 Jumlah Pengiriman dan Pembayaran Wesel Pos LN Western Union Dalam Wilayah Kerja PT Pos Cabang Lhokseumawe, 2020
Number of Money Order Received and Delivered by Western Union at Lhokseumawe Post Office, 2020

| Kantor Pos/ Post Office | Pengiriman/ Delivery | | Pembayaran/ Payment | |
|----------------------------|--|--------------------------------|--|--------------------------------|
| | Jumlah Weselpos/ Number of Money Order | Jumlah Uang/ Amount (Rp) | Jumlah Weselpos/ Number of Money Order | Jumlah Uang/ Amount (Rp) |
| (1) | (2) | (3) | (4) | (5) |
| 1. Lhokseumawe | 48 | 245 498 380 | 527 | 2 593 481 200 |
| 2. Batuphat | 5 | 9 282 500 | 84 | 167 459 000 |
| Jumlah/ Total | 53 | 254 780 880 | 611 | 2 760 940 200 |

Sumber/Source: PT Pos Cabang Lhokseumawe/Post Office of Lhokseumawe

9

PERBANKAN, KOPERASI, DAN HARGA-HARGA

BANKING, COOPERATIVE, AND PRICES

<https://lhokseumawekota.bps.go.id>

9. PERBANKAN, KOPERASI DAN HARGA

Banking, Cooperative and Prices

Perkembangan Indeks Harga Konsumen (IHK)
Per Bulan Sepanjang 2020



Laju Inflasi Kota Lhokseumawe 2020



<https://lhokseumawekota.bps.go.id>

PENJELASAN TEKNIS

1. Realisasi Penerimaan dan Pengeluaran Pemerintah Provinsi adalah realisasi/perhitungan APBD Provinsi pada tiap tahun anggaran.
2. Pendapatan Asli Daerah (PAD) adalah pendapatan yang diperoleh daerah yang dipungut berdasarkan peraturan daerah sesuai dengan peraturan perundang-undangan, guna keperluan daerah yang bersangkutan dalam membiayai kegiatannya.
3. Dana Perimbangan adalah dana yang bersumber dari pendapatan APBN yang dialokasikan kepada Daerah untuk mendanai kebutuhan daerah dalam rangka pelaksanaan desentralisasi.
4. Lain-lain Pendapatan yang Sah adalah pendapatan lainnya dari pemerintah pusat dan atau dari instansi pusat, serta dari daerah lainnya.

TECHNICAL NOTES

1. *Actual revenue and expenditure of Provincial Government is the realization/provincial budget calculations for every fiscal year.*
2. *Original Local Government Revenue is revenue that withheld based on local regulations in accordance with the legislation, for the purposes of financing their activities.*
3. *Balanced Budget is the fund coming from the state budget that allocated to regions to fund their needs in the context of decentralization.*
4. *Other Legal Revenue is other income that coming from the central government and or from the central agencies, as well as from other local government.*

BANKING, COOPERATIVE, AND PRICES

Tabel 9.1.1 Rencana dan Realisasi Penerimaan PBB Menurut Sektor, 2020
Tabel Target and Realization of Property Tax Income by Sector, 2020

| Sektor/ Sector | Rencana/ Target (Rp) | Realisasi/ Realization (Rp) | Persentas e/ Percentag e (%) | |
|-----------------------------|----------------------------|-----------------------------------|--|---------|
| (1) | (2) | (3) | (4) | |
| 1. Pedesaan/ <i>Rural</i> | - | - | - | |
| 2. Perkotaan/ <i>Urban</i> | 4 522 500 000 | 3 997 941 194 | 88.40% | |
| Sub Jumlah/Sub Total | 4 522 500 000 | 3 997 941 194 | 88.40% | |
| 1. Perkebunan/ Farming | - | - | - | |
| 2. Perhutanan/ Forestry | - | - | - | |
| 3. Pertambangan/ Mining | 35 443 177 166 | 23 241 418 700 | 65.57% | |
| Sub Jumlah/Sub Total | 35 443 177 166 | 23 241 418 700 | 65.57% | |
| Jumlah/Total | 2020 | 4 522 500 000 | 3 997 941 194 | 88.40% |
| | 2019 | 5 600 000 000 | 4 064 639 128 | 72.58% |
| | 2018 | 4 100 000 000 | 4 972 920 304 | 121.29% |
| | 2017 | 3 600 000 000 | 3 048 671 118 | 84.69% |
| | 2016 | 3 600 000 000 | 3 139 261 678 | 87.20% |

Sumber/Source: Badan Pengelolaan Keuangan Daerah/BPKD of Lhokseumawe

Tabel 9.1.2 Pokok Ketetapan PBB Pedesaan dan Perkotaan (ribu), 2020
Tabel Property Tax for Rural and Urban (thousand), 2020

| | Kecamatan/District | Pedesaan/ Rural | Perkotaan/ Urban | Jumlah/ Total |
|-----------------------------|---------------------------|--------------------|----------------------|----------------------|
| | (1) | (2) | (3) | (4) |
| 1. | Blang Mangat | - | 406 309 478 | 406 309 478 |
| 2. | Muara Dua | - | 1 309 360 223 | 1 309 360 223 |
| 3. | Muara Satu | - | 2 189 804 511 | 2 189 804 511 |
| 4. | Banda Sakti | - | 2 244 533 299 | 2 244 533 299 |
| Sub Jumlah/Sub Total | | - | 6 150 007 511 | 6 150 007 511 |
| 1. | PT Humpuss Aromatik | - | 407 214 938 | 407 214 938 |
| 2. | PT PIM (Gedung Pusdiklat) | - | 75 212 361 | 75 212 361 |
| Sub Jumlah/Sub Total | | - | 482 427 299 | 482 427 299 |
| Jumlah/Total | | - | 6 632 434 810 | 6 632 434 810 |

Sumber/Source : Badan Pengelolaan Keuangan Daerah/BPKD of Lhokseumawe

BANKING, COOPERATIVE, AND PRICES

Tabel 9.1.3 Target dan Realisasi Penerimaan Pendapatan Pajak Penerangan Jalan Menurut Sumber, 2020
Target and Realization of Receipts of Street Lighting by Sources, 2020

| Penerimaan Dari/ Receipt From | Target/ Target (Rp) | Realisasi/ Realization (Rp) | Persentase/ Percentage (%) |
|----------------------------------|---------------------------|-----------------------------------|----------------------------------|
| (1) | (2) | (3) | (4) |
| PLN | 13 846 000 000 | 13 944 274 270 | 100.71% |
| Non PLN | 1 070 000 000 | 1 094 880 600 | 102.33% |
| Jumlah/Total | 14 916 000 000 | 15 039 154 870 | 100.83% |

Sumber/Source: Badan Pengelolaan Keuangan Daerah/BPKD of Lhokseumawe

Tabel 9.1.4 Target dan Realisasi Penerimaan Pendapatan Retribusi Penggantian Biaya Cetak KTP/Capil, 2020
Target and Realization of ID Card Retribution, 2020

| Penerimaan Dari/ <i>Receipt From</i> | Target/ <i>Target</i> (Rp) | Realisasi/ <i>Realization</i> (Rp) | Persentase/ <i>Percentage</i> (%) |
|---|----------------------------------|--|---|
| (1) | (2) | (3) | (4) |
| Catatan Sipil | 140 000 000 | 112 020 000 | 80.01 |
| Jumlah/Total | 140 000 000 | 112 020 000 | 80.01 |

Sumber/Source : Badan Pengelolaan Keuangan Daerah/BPKD of Lhokseumawe

BANKING, COOPERATIVE, AND PRICES

Tabel 9.1.5 Target dan Realisasi Penerimaan Pendapatan Pajak Reklame, 2020
Tabel Target and Realization of Advertising Tax, 2020

| Kecamatan/ Sub District | Target/ Target (Rp) | Realisasi/ Realization (Rp) | Persentase/ Percentage (%) |
|----------------------------|---------------------------|-----------------------------------|----------------------------------|
| (1) | (2) | (3) | (4) |
| 1 Blang Mangat | 200 000 000 | 12 052 796 | 6.03% |
| 2 Muara Satu | 200 000 000 | 16 693 605 | 8.35% |
| 3 Muara Dua | 200 000 000 | 135 792 553 | 67.90% |
| 4 Banda Sakti | 200 000 000 | 526 288 977 | 263.14% |
| Jumlah/Total | 800 000 000 | 690 827 931 | 86.35% |

Sumber/Source: Badan Pengelolaan Keuangan Daerah/BPKD of Lhokseumawe

PERBANKAN, KOPERASI, DAN HARGA-HARGA

Tabel 9.1.6 Target dan Realisasi Penerimaan Pendapatan Pajak Hiburan(ribu), 2020
Target and Realization of Entertainment Tax, (000) 2020

| Kecamatan/ Sub District | Target/ Target (Rp) | Realisasi/ Realization (Rp) | Persentase/ Percentage (%) |
|----------------------------|---------------------------|-----------------------------------|----------------------------------|
| (1) | (2) | (3) | (4) |
| Blang Mangat | 2 000 000 | 3 950 000 | 197.50% |
| Muara Satu | - | - | 0.00% |
| Muara Dua | - | - | 0.00% |
| Banda Sakti | 2 000 000 | 44 574 600 | 2228.73% |
| Jumlah/Total | 4 000 000 | 48 524 600 | 1213.12% |

Sumber/Source : Badan Pengelolaan Keuangan Daerah/BPKD of Lhokseumawe

BANKING, COOPERATIVE, AND PRICES

Tabel 9.1.7 Target dan Realisasi Penerimaan Pendapatan Pajak Hotel dan Restoran (Rumah Makan/ Warung Kopi), 2020
Target and Realization of Restaurant and Hotel Tax, 2020

| Kecamatan/ Sub District | Target (Rp)/Target | | Realisasi (Rp)/Realization | |
|----------------------------|--------------------|-------------------------|----------------------------|-------------------------|
| | Hotel/ Hotel | Restoran/ Restaurant | Hotel/ Hotel | Restoran/ Restaurant |
| (1) | (2) | (3) | (4) | (5) |
| 1 Blang Mangat | - | 50 000 000 | - | 58 045 055 |
| 2 Muara Satu | - | 100 000 000 | - | 24 952 959 |
| 3 Muara Dua | 100 000 000 | 130 000 000 | 7 845 000 | 43 511 331 |
| 4 Banda Sakti | 350 000 000 | 2 820 000 000 | 97 349 000 | 2 649 480 681 |
| Jumlah/ Total | 450 000 000 | 3 100 000 000 | 105 194 000 | 2 775 990 026 |

Sumber/Source: Badan Pengelolaan Keuangan Daerah/BPKD of Lhokseumawe

Tabel 9.1.8 Target dan Realisasi Penerimaan Pendapatan Retribusi Pelayanan Kesehatan, 2020
Target and Realization of Receipts of Health Services Retribution, 2020

| Penerimaan Dari/ Receipt From | Target/ Target (Rp) | Realisasi/ Realization (Rp) | Persentase/ Percentage (%) |
|----------------------------------|---------------------------|-----------------------------------|----------------------------------|
| (1) | (2) | (3) | (4) |
| Dinkes Kota Lhokseumawe (JKN) | 11 042 982 000 | 9 486 652 500 | 85.91 |
| Jumlah/Total | 11 042 982 000 | 9 486 652 500 | 85.91 |

Sumber/Source: Badan Pengelolaan Keuangan Daerah/BPKD of Lhokseumawe

BANKING, COOPERATIVE, AND PRICES

Tabel 9.1.9 Daftar Bank Umum dan Bank Perkreditan Rakyat, 2019
Tabel *List of Commercial Banks and Credit Banks, 2019*

| Nama Bank/ Bank | | Alamat/ Adress |
|------------------|----------------------------------|---|
| (1) | | (2) |
| BANK UMUM | | |
| 1 | PT. BANK RAKYAT INDONESIA | |
| 1 | BRI KC LHOKSEUMAWE | Jl. Merdeka No. 1, Kota Lhokseumawe |
| 2 | BRI KANTOR KAS POLITEKNIK | Kampus Politeknik, Bukit Rata |
| 3 | BRI UNIT CUNDA | Jl. Merdeka Barat, Cunda, Lhokseumawe |
| 4 | BRI UNIT BLANG MANGAT | Jl. Mbang No. 1, Keude Punteut, Lhokseumawe |
| 5 | BRI UNIT MERDEKA | Jl. Merdeka No. 1, Sp. Empat, Lhokseumawe |
| 6 | BRI UNIT SAMUDERA | Jl. Samudera No. 1 Lhokseumawe |
| 7 | BRI UNIT PERNIAGAAN | Jl. Gudang Baru No. 7, Pusong, Lhokseumawe |
| 8 | BRI UNIT BATUPHAT | Jl. Medan Banda Aceh No. 1, Batuphat Timur |
| 9 | TERAS BRI PASAR INPRES | Jl. Listrik Kios Los F-7, Pasar Inpres, Lhokseumawe |
| 2 | PT. BANK MANDIRI | |
| 1 | MANDIRI KC LHOKSEUMAWE | Jl. Merdeka No. 135C, Lhokseumawe |
| 2 | MANDIRI KCP PENDOPO | Jl. Merdeka No. 1, Lhokseumawe |
| 3 | MANDIRI KK BATUPHAT | Komp. Perumahan PT. Arun NGL Co., Lhokseumawe |
| 4 | MANDIRI KK BLANG LANCANG | Komp. Main Office PT. Arun NGL Co., Lhokseumawe |
| 5 | MANDIRI KANTOR FUNGSIONAL | Jl. Listrik Pasar Inpres Los F-12, Lhokseumawe |
| 6 | MANDIRI KANTOR FUNGSIONAL | Komp. Pasar Kota Kios Blok D No. 1, Lhokseumawe |
| 3 | PT. BANK NEGARA INDONESIA | |
| 1 | BNI KC LHOKSEUMAWE | Jl. Merdeka No. 72D, Lhokseumawe |
| 2 | BNI KCP SUKARAMAI | Jl. Iskandar Muda No. 1, Lhokseumawe |
| 4 | PT. BANK ACEH | |
| 1 | BANK ACEH KC LHOKSEUMAWE | Jl. Merdeka No. 8, Lhokseumawe |
| 2 | BANK ACEH KCP CUNDA | Jl. Merdeka Barat No.1-2, Mns. Mesjid, Muara Dua |
| 3 | BANK ACEH KCP PASAR INPRES | Jl. Pasar Inpres Lhokseumawe |

Lanjutan Tabel/ *Continued Tabel* 10.1.7

| | Nama Bank/ Bank | Alamat/ Adress |
|----|-------------------------------------|---|
| | (1) | (2) |
| 5 | PT. BANK ACEH SYARIAH | Jl. Samudra No. 29, Lancang Garam, Lhokseumawe |
| 6 | PT. BANK CENTRAL ASIA | Jalan Merdeka No. 13-14 Lhokseumawe |
| 7 | PT. BANK DANAMON INDONESIA | |
| | 1 BDI Perdagangan | Jl. Perdagangan No. 47-49, Lhokseumawe |
| | 2 BDI Mikro Pasar Lsm | Jl. Gudang Baru No. 8, Kota Lhokseumawe |
| 8 | PT. BANK CIMB NIAGA SYARIAH | Jl. Sukaramai No. 24-26, Lhokseumawe |
| 9 | PT. BANK TABUNGAN NEGARA | Jl. Merdeka No. 2, Lhokseumawe |
| 10 | PT. BANK TABUNGAN PENSUNAN NASIONAL | |
| | 1 BTPN KC LHOKSEUMAWE | Jl. Merdeka Timur No. 6, Sp. Empat, Lhokseumawe |
| | 2 BTPN KCP LHOKSEUMAWE | Jl. Samudera Baru No. 3-4, Lhokseumawe |
| 11 | PT. BANK PANIN | Jl. Samudra No. 8-9, Lhokseumawe |
| 12 | PT. BANK MEGA SYARIAH | Jl. Banda Aceh-Medan No. 6, Mns. Mesjid, Muara Dua |
| 13 | PT. BANK SYARIAH MANDIRI | Jl. Merdeka No. 24-25, Simpang Empat, Lhokseumawe |
| 14 | PT. BANK PUNDI INDONESIA | Jl. Samudera No. 7, Kampung Jawa, Lhokseumawe |
| 15 | PT. BANK MUAMALAT | Jl. Merdeka No. 2-3, Simpang Empat, Lhokseumawe |
| 16 | PT. BANK NEGARA INDONESIA SYARIAH | Jl. Merdeka No. 25E, Lhokseumawe |
| 17 | PT. BANK RAKYAT INDONESIA SYARIAH | Jl. Medan Banda Aceh, Mns. Mesjid, Muara Dua |
| 18 | BANK PERKREDITAN RAKYAT SYARIAH | |
| | 1 KP PT. BPRS Rahmah Hijrah Agung | Jl. Merdeka No. 1-2, Komp. Aceh Kongsi, Lhokseumawe |
| | 2 KK PT. BPRS RHA Batuphat | Kompleks Pasar Batuphat, Lhokseumawe |
| 19 | PT. BANK PERKREDITAN RAKYAT | |
| | 1 KP PT. BPR Sabee Meusampee | Jl. Merdeka No. 35-36, Lhokseumawe |

Sumber/ *Source* : Badan Pusat Statistik/BPS-*of Statistics*

Tabel 9.1.10 Posisi Kredit Perbankan pada Bank Umum Pemerintah dan Bank Swasta Nasional Berdasarkan Bank Pelapor Menurut Bulan
Value of Bank Credits at Government and Private Bank Based on Bank Reports by Month
2020 (Juta Rupiah/ Million Rupiahs)

| Bulan/ Month | Bank Umum Pemerintah/ Government Bank | Bank Swasta Nasional/ Private Bank | Jumlah/ Total |
|----------------------|--|---|------------------|
| (1) | (2) | (3) | (4) |
| Januari/ January | 4 201 297 | 765 706 | 4 967 003 |
| Februari/ February | 4 145 437 | 972 228 | 5 117 665 |
| Maret/ March | 4 104 273 | 1 243 433 | 5 347 706 |
| April/ April | 3 858 298 | 1 684 905 | 5 543 203 |
| Mei/ May | 3 552 856 | 1 461 411 | 5 014 267 |
| Juni/ June | 3 408 655 | 1 706 139 | 5 114 794 |
| Juli/ July | 3 233 377 | 1 882 639 | 5 116 017 |
| Agustus/ August | 3 278 432 | 1 940 557 | 5 218 989 |
| September/ September | 2 662 496 | 2 122 725 | 4 785 221 |
| Oktober/ October | 2 520 545 | 2 230 801 | 4 751 346 |
| November/ November | 2 485 790 | 2 259 943 | 4 745 733 |
| Desember/ December | 3 419 376 | 2 263 883 | 5 683 259 |

Sumber/ Source : Kantor Perwakilan Bank Indonesia Lhokseumawe/ Bank Indonesia Regional Office Lhokseumawe

Tabel 9.1.11 Posisi Kredit Perbankan pada Bank Umum Pemerintah dan Bank Swasta Nasional Berdasarkan Bank Pelapor Menurut Penggunaan
Value of Bank Credits at Government and Private Bank Based on Bank Reports by Utilization and Mont
2020 (Juta Rupiah/ Million Rupiahs)

| Bulan/ Month | Modal Usaha/ Capital | Investasi/ Investment | Konsumsi/ Consumption | Jumlah/ Total |
|---------------------|----------------------------|--------------------------|--------------------------|------------------|
| (1) | (2) | (3) | (4) | (5) |
| Januari/ January | 1 787 372 | 360 763 | 2 818 868 | 4 967 003 |
| Februari/ February | 1 901 989 | 350 453 | 2 865 223 | 5 117 665 |
| Maret/ March | 1 741 537 | 371 816 | 3 234 352 | 5 347 706 |
| April/ April | 1 863 963 | 452 152 | 3 227 088 | 5 543 203 |
| Mei/ May | 1 829 591 | 364 833 | 2 819 843 | 5 014 267 |
| Juni/ June | 1 938 878 | 345 858 | 2 830 058 | 5 114 794 |
| Juli/ July | 1 927 217 | 342 108 | 2 846 692 | 5 116 017 |
| Agustus/ August | 2 033 875 | 343 005 | 2 842 109 | 5 218 989 |
| September/September | 1 580 658 | 335 047 | 2 869 515 | 4 785 221 |
| Oktober/ October | 1 467 056 | 328 563 | 2 955 727 | 4 751 346 |
| November/ November | 1 451 813 | 328 940 | 2 964 981 | 4 745 733 |
| Desember/ December | 2 386 831 | 317 961 | 2 978 468 | 5 683 259 |

Sumber/ Source : Kantor Perwakilan Bank Indonesia Lhokseumawe/ Bank Indonesia Regional Office Lhokseumawe

Tabel 9.1.12 Posisi Kredit Perbankan pada Bank Umum Pemerintah Berdasarkan Bank Pelapor Menurut Penggunaan dan Bulan
Value of Bank Credits at Government Based on Bank Reports by Utilization and Month
2020 (Juta Rupiah/ Million Rupiahs)

| Bulan/ Month | Modal Usaha/ Capital | Investasi/ Investment | Konsumsi/ Consumption | Jumlah/ Total |
|----------------------|----------------------------|--------------------------|--------------------------|------------------|
| (1) | (2) | (3) | (4) | (5) |
| Januari/ January | 1 628 929 | 317 941 | 2 254 427 | 4 201 297 |
| Februari/ February | 1 582 899 | 308 081 | 2 254 456 | 4 145 437 |
| Maret/ March | 1 551 233 | 302 740 | 2 250 300 | 4 104 273 |
| April/ April | 1 391 841 | 279 574 | 2 186 883 | 3 858 298 |
| Mei/ May | 1 292 917 | 232 251 | 2 027 687 | 3 552 856 |
| Juni/ June | 1 299 883 | 187 527 | 1 921 244 | 3 408 655 |
| Juli/ July | 1 230 254 | 146 898 | 1 856 225 | 3 233 377 |
| Agustus/ August | 1 340 175 | 144 133 | 1 794 123 | 3 278 432 |
| September/ September | 887 404 | 128 461 | 1 646 630 | 2 662 496 |
| Oktober/ October | 769 719 | 122 108 | 1 628 718 | 2 520 545 |
| November/ November | 755 030 | 120 444 | 1 610 316 | 2 485 790 |
| Desember/ December | 1 703 260 | 114 577 | 1 601 539 | 3 419 376 |

Sumber/ Source : Kantor Perwakilan Bank Indonesia Lhokseumawe/ Bank Indonesia Regional Office Lhokseumawe

Tabel 9.1.13 **Posisi Kredit Perbankan pada Bank Swasta Nasional Berdasarkan Bank Pelapor Menurut Penggunaan dan Bulan**
Value of Bank Credits at Private Bank Based on Bank Reports by Utilization and Month
2020 (Juta Rupiah/ Million Rupiahs)

| Bulan/ Month | Modal Usaha/ Capital | Investasi/ Investment | Konsumsi/ Consumption | Jumlah/ Total |
|-------------------------|----------------------------|--------------------------|--------------------------|------------------|
| (1) | (2) | (3) | (4) | (5) |
| Januari/ January | 158 443 | 42 822 | 564 441 | 765 706 |
| Februari/ February | 319 090 | 42 371 | 610 767 | 972 228 |
| Maret/ March | 190 304 | 69 076 | 984 052 | 1 243 433 |
| April/ April | 472 122 | 172 578 | 1 040 205 | 1 684 905 |
| Mei/ May | 536 674 | 132 581 | 792 155 | 1 461 411 |
| Juni/ June | 638 995 | 158 331 | 908 813 | 1 706 139 |
| Juli/ July | 696 963 | 195 210 | 990 467 | 1 882 639 |
| Agustus/ August | 693 700 | 198 872 | 1 047 986 | 1 940 557 |
| September/ September | 693 254 | 206 586 | 1 222 885 | 2 122 725 |
| Oktober/ October | 697 337 | 206 455 | 1 327 010 | 2 230 801 |
| November/ November | 696 783 | 208 496 | 1 354 665 | 2 259 943 |
| Desember/ December | 683 570 | 203 384 | 1 376 928 | 2 263 883 |

Sumber/ Source : Kantor Perwakilan Bank Indonesia Lhokseumawe/ *Bank Indonesia Regional Office Lhokseumawe*

BANKING, COOPERATIVE, AND PRICES

Tabel 9.1.14 Posisi Kredit Perbankan Menurut Jenis Valuta dan Bulan
Value of Bank Credits at in Rupiahs and Foreign Exchange
2020 (Juta Rupiah/ Million Rupiahs)

| Bulan/ Month | Rupiah/ Rupiah | Valuta Asing/ Foreign Exchange | Jumlah/ Total |
|----------------------|-------------------|-----------------------------------|------------------|
| (1) | (2) | (3) | (4) |
| Januari/ January | 4 967 003 | 0 | 4 967 003 |
| Februari/ February | 5 117 665 | 0 | 5 117 665 |
| Maret/ March | 5 347 706 | 0 | 5 347 706 |
| April/ April | 5 543 203 | 0 | 5 543 203 |
| Mei/ May | 5 014 267 | 0 | 5 014 267 |
| Juni/ June | 5 114 794 | 0 | 5 114 794 |
| Juli/ July | 5 116 017 | 0 | 5 116 017 |
| Agustus/ August | 5 218 989 | 0 | 5 218 989 |
| September/ September | 4 785 221 | 0 | 4 785 221 |
| Oktober/ October | 4 751 346 | 0 | 4 751 346 |
| November/ November | 4 745 733 | 0 | 4 745 733 |
| Desember/ December | 5 683 259 | 0 | 5 683 259 |

Sumber/ Source : Kantor Perwakilan Bank Indonesia Lhokseumawe/ *Bank Indonesia Regional Office Lhokseumawe*

Tabel 9.1.15 **Posisi Kredit Perbankan Pada Sektor Pemerintah Menurut Golongan Debitur Berdasarkan Bank Pelapor**
Value of Bank Credits in Government Sector Based on Bank Reports by Debtor Group and Month
2020 (Juta Rupiah/ Million Rupiahs)

| Bulan/ Month | Pemerintah Pusat/ Central Government | Badan dan Lembaga Pemerintah/ Government Agencies | Pemerintah Daerah/ Regional Government |
|-----------------------------|---|---|---|
| (1) | (2) | (3) | (4) |
| Januari/ <i>January</i> | 0 | 0 | 0 |
| Februari/ <i>February</i> | 0 | 0 | 0 |
| Maret/ <i>March</i> | 0 | 0 | 0 |
| April/ <i>April</i> | 0 | 0 | 0 |
| Mei/ <i>May</i> | 0 | 0 | 0 |
| Juni/ <i>June</i> | 0 | 0 | 0 |
| Juli/ <i>July</i> | 0 | 0 | 0 |
| Agustus/ <i>August</i> | 0 | 0 | 0 |
| September/ <i>September</i> | 0 | 0 | 0 |
| Oktober/ <i>October</i> | 0 | 0 | 0 |
| November/ <i>November</i> | 0 | 0 | 0 |
| Desember/ <i>December</i> | 0 | 0 | 0 |

Sumber/ Source : Kantor Perwakilan Bank Indonesia Lhokseumawe/ *Bank Indonesia Regional Office Lhokseumawe*

BANKING, COOPERATIVE, AND PRICES

Lanjutan Tabel/ *Continued Tabel* 9.1.15

| Bulan/ Month | BUMN/ State Owned Enterprises | BUMD/ Private Companies | Jumlah/ Total |
|-----------------------------|-------------------------------------|-------------------------------|------------------|
| (1) | (5) | (6) | (7) |
| Januari/ <i>January</i> | 804 750 | 0 | 804 750 |
| Februari/ <i>February</i> | 804 250 | 0 | 804 250 |
| Maret/ <i>March</i> | 805 916 | 0 | 805 916 |
| April/ <i>April</i> | 704 421 | 0 | 704 421 |
| Mei/ <i>May</i> | 703 617 | 0 | 703 617 |
| Juni/ <i>June</i> | 804 236 | 0 | 804 236 |
| Juli/ <i>July</i> | 804 263 | 0 | 804 263 |
| Agustus/ <i>August</i> | 905 247 | 0 | 905 247 |
| September/ <i>September</i> | 453 697 | 0 | 453 697 |
| Oktober/ <i>October</i> | 354 223 | 0 | 354 223 |
| November/ <i>November</i> | 355 124 | 0 | 355 124 |
| Desember/ <i>December</i> | 1 325 322 | 0 | 1 325 322 |

Tabel 9.1.16 **Posisi Kredit Perbankan Pada Sektor Swasta Menurut Golongan Debitur Berdasarkan Bank Pelapor**
Value of Bank Credits in Private Sector Based on Bank Reports by Debtor Group and Month
2020 (Juta Rupiah/ Million Rupiahs)

| Bulan/ Month | Lembaga Keuangan Non-Bank/ Non-Bank Financial Institutions | Bukan Lembaga Keuangan/ Non Financial Institutions | Swasta Lainnya/ Other Private Agencies | Perseoranga n/ Individual | Jumlah/ Total |
|--------------------------------|---|---|--|---------------------------------|------------------|
| (1) | (2) | (3) | (4) | (5) | (6) |
| Januari/ <i>January</i> | 11 743 | 297 486 | 6 778 | 3 846 246 | 4 162 253 |
| Februari/ <i>February</i> | 11 657 | 300 345 | 7 087 | 3 994 325 | 4 313 415 |
| Maret/ <i>March</i> | 16 783 | 301 406 | 8 345 | 4 215 255 | 4 541 789 |
| April/ <i>April</i> | 19 127 | 305 704 | 54 071 | 4 459 879 | 4 838 782 |
| Mei/ <i>May</i> | 14 026 | 311 049 | 70 306 | 3 915 269 | 4 310 649 |
| Juni/ <i>June</i> | 15 102 | 305 386 | 79 032 | 3 911 038 | 4 310 558 |
| Juli/ <i>July</i> | 10 144 | 303 937 | 90 223 | 3 907 450 | 4 311 754 |
| Agustus/ <i>August</i> | 9 721 | 315 662 | 93 654 | 3 894 705 | 4 313 742 |
| September/ <i>September</i> | 13 775 | 321 989 | 94 944 | 3 900 816 | 4 331 524 |
| Oktober/ <i>October</i> | 16 852 | 329 254 | 96 238 | 3 954 780 | 4 397 123 |
| November/ <i>November</i> | 16 640 | 326 653 | 95 016 | 3 952 301 | 4 390 609 |
| Desember/ <i>December</i> | 17 285 | 326 947 | 96 052 | 3 917 653 | 4 357 937 |

Sumber/ Source : Kantor Perwakilan Bank Indonesia Lhokseumawe/ *Bank Indonesia Regional Office Lhokseumawe*

BANKING, COOPERATIVE, AND PRICES

Tabel 9.1.17 Posisi Kredit Menurut Sektor Ekonomi Pada Bank Umum Pemerintah
Value of Bank Credits by Economic Sector at Government Banks
2020 (Juta Rupiah/ Million Rupiahs)

| | Sektor Ekonomi/ Economic Sector | Bulan/ Month | | | | | |
|------------------|--|---------------------|-----------------------|------------------|------------------|------------------|------------------|
| | | Januari/ January | Februari/ February | Maret/ March | April/ April | Mei/ May | Jun/ June |
| | (1) | (2) | (3) | (4) | (5) | (6) | (7) |
| 1 | Pertanian, Perburuan dan Kehutanan | 150 258 | 137 058 | 123 266 | 107 983 | 85 905 | 61 143 |
| 2 | Perikanan | 14 582 | 14 226 | 9 774 | 9 315 | 8 370 | 6 996 |
| 3 | Pertambangan dan Penggalian | 531 | 519 | 507 | 479 | 325 | 241 |
| 4 | Industri Pengolahan | 893 876 | 895 723 | 906 317 | 800 773 | 782 294 | 867 617 |
| 5 | Listrik, Gas dan Air | 3 960 | 3 615 | 3 687 | 4 346 | 3 802 | 4 277 |
| 6 | Konstruksi | 33 763 | 32 439 | 36 083 | 36 267 | 36 291 | 38 296 |
| 7 | Perdagangan Besar & Eceran | 568 207 | 535 664 | 511 346 | 464 968 | 377 634 | 296 931 |
| 8 | Penyediaan Akomodasi dan Penyediaan Makan Minum | 7 368 | 7 008 | 7 415 | 6 554 | 6 333 | 5 807 |
| 9 | Transportasi, Pergudangan dan Komunikasi | 34 847 | 34 266 | 32 528 | 28 410 | 23 143 | 17 487 |
| 10 | Perantara Keuangan | 60 | 59 | 857 | 834 | 765 | 742 |
| 11 | Real Estate, Usaha Perse-waan & Jasa Perusahaan | 154 040 | 154 503 | 147 839 | 149 428 | 148 099 | 144 690 |
| 12 | Administrasi Pemerintahan, Pertanahan dan Jaminan Sosial Wajib | 20 044 | 19 658 | 19 352 | 19 045 | 11 472 | 10 644 |
| 13 | Jasa Pendidikan | 3 480 | 3 412 | 3 351 | 3 520 | 3 443 | 3 377 |
| 14 | Jasa Kesehatan dan Kegiatan Sosial | 17 774 | 13 251 | 13 321 | 4 218 | 4 994 | 2 997 |
| 15 | Jasa Kemasyarakatan, Sosial Budaya, Hiburan dan Perorangan Lainnya | 42 823 | 38 362 | 37 154 | 34 161 | 31 598 | 25 826 |
| 16 | Jasa Perorangan yang Melayani Rumah Tangga | 1 258 | 1 216 | 1 175 | 1 114 | 699 | 340 |
| 17 | Badan Internasional dan Badan Ekstra Internasional Lainnya | 0 | 0 | 0 | 0 | 0 | 0 |
| 18 | Kegiatan yang Belum Jelas Batasannya | 0 | 0 | 0 | 0 | 0 | 0 |
| 19 | Penerima Kredit Bukan Lapangan Usaha | 2 254 427 | 2 254 456 | 2 250 300 | 2 186 883 | 2 027 687 | 1 921 244 |
| 20 | Lainnya | 0 | 0 | 0 | 0 | 0 | 0 |
| Jumlah/ Total | 2020 | 4 201 297 | 4 145 437 | 4 104 273 | 3 858 298 | 3 552 856 | 3 408 655 |
| | 2019 | 5 394 003 | 5 435 169 | 5 694 495 | 5 693 708 | 5 431 491 | 5 432 631 |
| | 2018 | 4 818 740 | 4 849 363 | 5 193 455 | 5 098 104 | 5 081 130 | 5 161 694 |

PERBANKAN, KOPERASI, DAN HARGA-HARGA

Lanjutan Tabel/ Continued Tabel 9.1.17

| | Sektor Ekonomi/ Economic Sector | Bulan/ Month | | | | | |
|---------------|--|------------------|------------------|------------------|------------------|------------------|------------------|
| | | Julii/ | Agustus/ | September/ | Oktober/ | November/ | Desember |
| | | July | August | September | October | November | December |
| (1) | (8) | (9) | (10) | (11) | (12) | (13) | |
| 1 | Pertanian, Perburuan dan Kehutanan | 44 907 | 42 482 | 40 578 | 36 431 | 34 771 | 32 927 |
| 2 | Perikanan | 6 594 | 6 652 | 5 800 | 5 950 | 5 718 | 5 606 |
| 3 | Pertambangan dan Penggalian | 215 | 215 | 215 | 162 | 8 | 8 |
| 4 | Industri Pengolahan | 854 485 | 953 822 | 508 392 | 410 835 | 410 296 | 1 380 079 |
| 5 | Listrik, Gas dan Air | 4 139 | 4 062 | 3 637 | 2 779 | 2 684 | 1 332 |
| 6 | Konstruksi | 37 445 | 39 320 | 39 176 | 26 923 | 24 870 | 28 868 |
| 7 | Perdagangan Besar & Eceran | 229 642 | 233 371 | 222 228 | 215 722 | 208 222 | 189 222 |
| 8 | Penyediaan Akomodasi dan Penyediaan Makan Minum | 5 313 | 6 180 | 6 382 | 6 530 | 6 414 | 6 117 |
| 9 | Transportasi, Pergudangan dan Komunikasi | 12 107 | 10 631 | 12 299 | 11 764 | 9 372 | 4 107 |
| 10 | Perantara Keuangan | 720 | 697 | 667 | 644 | 622 | 600 |
| 11 | Real Estate, Usaha Persewaan & Jasa Perusahaan | 142 680 | 147 218 | 145 321 | 143 880 | 143 208 | 143 371 |
| 12 | Administrasi Pemerintahan, Pertanahan dan Jaminan Sosial Wajib | 9 935 | 9 877 | 0 | 0 | 0 | 0 |
| 13 | Jasa Pendidikan | 2 480 | 2 473 | 2 440 | 2 422 | 2 416 | 2 412 |
| 14 | Jasa Kesehatan dan Kegiatan Sosial | 5 491 | 5 935 | 6 614 | 6 464 | 6 322 | 3 400 |
| 15 | Jasa Kemasyarakatan, Sosial Budaya, Hiburan dan Perorangan Lainnya | 20 810 | 21 200 | 21 975 | 21 184 | 20 428 | 19 688 |
| 16 | Jasa Perorangan yang Melayani Rumah Tangga | 187 | 174 | 143 | 137 | 122 | 100 |
| 17 | Badan Internasional dan Badan Ekstra Internasional Lainnya | 0 | 0 | 0 | 0 | 0 | 0 |
| 18 | Kegiatan yang Belum Jelas Batasannya | 0 | 0 | 0 | 0 | 0 | 0 |
| 19 | Penerima Kredit Bukan Lapangan Usaha | 1 856 225 | 1 794 123 | 1 646 630 | 1 628 718 | 1 610 316 | 1 601 539 |
| 20 | Lainnya | 0 | 0 | 0 | 0 | 0 | 0 |
| Jumlah/ Total | 2020 | 3 233 377 | 3 278 432 | 2 662 496 | 2 520 545 | 2 485 790 | 3 419 376 |
| | 2019 | 5 310 321 | 5 340 837 | 5 407 409 | 5 405 877 | 5 437 500 | 5 449 820 |
| | 2018 | 4 909 453 | 4 807 936 | 4 833 711 | 4 823 049 | 4 777 112 | 5 227 323 |

Sumber/ Source : Kantor Perwakilan Bank Indonesia Lhokseumawe/ Bank Indonesia Regional Office Lhokseumawe

Tabel 9.1.18 Posisi Kredit Menurut Sektor Ekonomi Pada Bank Swasta Nasional
Value of Bank Credits by Economic Sector at Private Bank
2020 (Juta Rupiah/ Million Rupiahs)

| Sektor Ekonomi/ Economic Sector | Bulan/Month | | | | | | |
|---|---------------------|-----------------------|-----------------|------------------|------------------|------------------|------------------|
| | Januari/ January | Februari/ February | Maret/ March | April/ April | Mei/ May | Junii/ June | |
| (1) | (2) | (3) | (4) | (5) | (6) | (7) | |
| 1 Pertanian, Perburuan dan Kehutanan | 2 812,42 | 3 400,81 | 27 018,28 | 110 895,29 | 5 912,75 | 114 999,74 | |
| 2 Perikanan | 374,73 | 1 752,07 | 7 318,36 | 11 405,98 | 8 024,42 | 14 520,78 | |
| 3 Pertambangan dan Penggalian | 0,00 | 0,00 | 0,00 | 449,00 | 0,00 | 4 425,39 | |
| 4 Industri Pengolahan | 8 011,43 | 10 159,33 | 17 730,79 | 63 961,07 | 45 294,14 | 96 810,59 | |
| 5 Listrik, Gas dan Air | 132,46 | 128,85 | 125,18 | 544,44 | 117,65 | 594,00 | |
| 6 Konstruksi | 1 872,99 | 1 891,23 | 2 443,46 | 6 045,82 | 6 946,20 | 10 010,93 | |
| 7 Perdagangan Besar & Eceran | 81 195,23 | 80 561,74 | 132 653,00 | 333 025,09 | 185 477,03 | 389 150,79 | |
| 8 Penyediaan Akomodasi dan Penyediaan Makan Minum | 35 216,30 | 34 458,52 | 36 322,35 | 41 496,06 | 35 736,77 | 43 612,60 | |
| 9 Transportasi, Pergudangan dan Komunikasi | 1 388,28 | 1 352,04 | 3 729,90 | 12 569,95 | 3 080,14 | 20 148,05 | |
| 10 Perantara Keuangan | 2 987,60 | 2 888,15 | 2 788,71 | 2 689,26 | 2 589,82 | 2 532,04 | |
| 11 Real Estate, Usaha Perse-waan & Jasa Perusahaan | 1 212,05 | 1 175,50 | 1 442,54 | 11 303,83 | 17 199,94 | 23 719,77 | |
| 12 Administrasi Pemerintahar Pertanian dan Jaminan Sosial Wajib | 0,00 | 0,00 | 0,00 | 0,00 | 0,00 | 0,00 | |
| 13 Jasa Pendidikan | 0,00 | 0,00 | 63,00 | 289,63 | 0,00 | 306,59 | |
| 14 Jasa Kesehatan dan Kegiatan Sosial | 13 597,86 | 11 393,25 | 10 861,38 | 21 319,54 | 16 690,02 | 21 547,80 | |
| 15 Jasa Kemasyarakatan, Sosial Budaya, Hiburan dan Perorangan Lainnya | 9 641,92 | 10 923,41 | 14 965,04 | 25 948,06 | 2 987,69 | 37 178,65 | |
| 16 Jasa Perorangan yang Melayani Rumah Tangga | 6,51 | 4,38 | 80,71 | 856,17 | 281,06 | 3 263,52 | |
| 17 Badan Internasional dan Badan Ekstra Internasional Lainnya | 0,00 | 0,00 | 0,00 | 0,00 | 0,00 | 157,69 | |
| 18 Kegiatan yang Belum Jelas Batasannya | 42 815,22 | 201 371,54 | 1 837,95 | 1 900,82 | 338 918,06 | 14 346,86 | |
| 19 Penerima Kredit Bukar Lapangan Usaha | 564 441,08 | 610 766,87 | 984 051,90 | 1 040 204,56 | 792 155,36 | 908 813,30 | |
| 20 Lainnya | 0,00 | 0,00 | 0,00 | 0,00 | 0,00 | 0,00 | |
| | 2019 | 765 706 | 972 228 | 1 243 433 | 1 684 905 | 1 461 411 | 1 706 139 |
| | 2018 | 722 413 | 718 926 | 717 008 | 720 916 | 717 547 | 708 558 |
| Jumlah/ Total | 2017 | 778 201 | 782 563 | 790 523 | 792 292 | 796 143 | 788 664 |
| | 2016 | 777 863 | 785 650 | 759 496 | 760 761 | 768 029 | 768 008 |
| | 2015 | 836 966 | 837 544 | 841 177 | 838 236 | 830 186 | 821 236 |
| | 2014 | 853 041 | 852 582 | 851 605 | 855 852 | 865 016 | 866 873 |

PERBANKAN, KOPERASI, DAN HARGA-HARGA

Lanjutan Tabel/ Continued Tabel 9.1.18

| Sektor Ekonomi/ Economic Sector | Bulan/ Month | | | | | |
|---|------------------|--------------------|-------------------------|---------------------|-----------------------|-----------------------|
| | Julii/ July | Agustus/ August | September/ September | Oktober/ October | November/ November | Desember/ December |
| | (1) | (8) | (9) | (10) | (11) | (12) |
| 1 Pertanian, Perburuan dan Kehutanan | 140 687,58 | 136 539,03 | 133 665,74 | 134 640,48 | 129 773,31 | 124 533,20 |
| 2 Perikanan | 16 231,14 | 16 082,65 | 15 759,19 | 15 542,81 | 16 745,12 | 16 165,34 |
| 3 Pertambangan dan Penggalian | 4 446,14 | 4 299,76 | 4 373,41 | 4 395,74 | 4 383,23 | 4 370,61 |
| 4 Industri Pengolahan | 97 292,59 | 97 868,78 | 102 712,15 | 103 335,36 | 101 417,85 | 97 663,54 |
| 5 Listrik, Gas dan Air | 575,59 | 559,02 | 2 288,58 | 2 264,19 | 2 239,58 | 2 214,75 |
| 6 Konstruksi | 11 203,53 | 13 297,44 | 21 295,07 | 27 253,26 | 27 728,02 | 28 258,41 |
| 7 Perdagangan Besar & Eceran | 441 718,06 | 444 966,04 | 445 396,50 | 444 215,86 | 450 937,36 | 442 297,38 |
| 8 Penyediaan Akomodasi dan Penyediaan Makan Minum | 46 628,55 | 45 993,31 | 44 090,69 | 44 031,90 | 42 934,64 | 42 291,32 |
| 9 Transportasi, Pergudangan dan Komunikasi | 23 665,70 | 23 202,38 | 22 976,01 | 22 545,13 | 24 208,22 | 26 630,78 |
| 10 Perantara Keuangan | 2 433,92 | 2 335,79 | 2 251,79 | 2 173,00 | 2 094,21 | 2 015,42 |
| 11 Real Estate, Usaha Perse-waan & Jasa Perusahaan | 24 866,46 | 24 838,03 | 24 302,29 | 24 010,79 | 23 235,83 | 23 165,57 |
| 12 Administrasi Pemerintahan dan Jaminan Sosial Wajib | 0,00 | 0,00 | 0,00 | 0,00 | 0,00 | 0,00 |
| 13 Jasa Pendidikan | 479,53 | 2 369,71 | 2 352,92 | 2 335,96 | 2 318,81 | 2 301,47 |
| 14 Jasa Kesehatan dan Kegiatan Sosial | 21 885,79 | 21 718,53 | 21 212,90 | 21 294,32 | 23 630,93 | 24 289,40 |
| 15 Jasa Kemasyarakatan Sosial Budaya, Hiburan dan Perorangan Lain | 44 029,98 | 43 203,26 | 42 481,87 | 41 650,68 | 40 091,82 | 38 523,04 |
| 16 Jasa Perorangan yang Melayani Rumah Tangga | 3 608,43 | 3 476,16 | 3 340,05 | 3 175,65 | 3 190,84 | 3 027,95 |
| 17 Badan Internasional dan Badan Ekstra Internasional Lainnya | 154,40 | 143,87 | 132,83 | 123,28 | 108,09 | 98,58 |
| 18 Kegiatan yang Belum Jelas Batasannya | 12 265,53 | 11 677,70 | 11 208,36 | 10 803,03 | 10 240,68 | 9 108,10 |
| 19 Penerima Kredit Bukan Lapangan Usaha | 990 466,55 | 1 047 985,96 | 1 222 885,06 | 1 327 009,64 | 1 354 664,52 | 1 376 928,15 |
| 20 Lainnya | 0,00 | 0,00 | 0,00 | 0,00 | 0,00 | 0,00 |
| Jumlah/Total | 1 882 639 | 1 940 557 | 2 122 725 | 2 230 801 | 2 259 943 | 2 263 883 |

Sumber/ Source : Kantor Perwakilan Bank Indonesia Lhokseumawe/ Bank Indonesia Regional Office Lhokseumawe

BANKING, COOPERATIVE, AND PRICES

Tabel 9.1.19 Posisi Kredit Menurut Sektor Ekonomi Pada Bank Umum Pemerintah dan Bank Swasta Nasional
Value of Bank Credits by Economic Sector at Government and Private Banks
2020 (Juta Rupiah/ Million Rupiahs)

| Sektor Ekonomi/ Economic Sector | Bulan/ Month | | | | | | |
|---|---------------------|-----------------------|------------------|------------------|------------------|------------------|------------------|
| | Januari/ January | Februari/ February | Maret/ March | April/ April | Mei/ May | Juni/ June | |
| (1) | (2) | (3) | (4) | (5) | (6) | (7) | |
| 1 Pertanian, Perburuan dan Kehutanan | 153 070 | 140 459 | 150 284 | 218 878 | 91 818 | 176 142 | |
| 2 Perikanan | 14 957 | 15 978 | 17 092 | 20 721 | 16 395 | 21 517 | |
| 3 Pertambangan dan Penggalian | 531 | 519 | 507 | 928 | 325 | 4 666 | |
| 4 Industri Pengolahan | 901 887 | 905 882 | 924 048 | 864 734 | 827 588 | 964 428 | |
| 5 Listrik, Gas dan Air | 4 092 | 3 744 | 3 812 | 4 890 | 3 920 | 4 871 | |
| 6 Konstruksi | 35 636 | 34 331 | 38 527 | 42 312 | 43 237 | 48 307 | |
| 7 Perdagangan Besar & Eceran | 649 402 | 616 226 | 643 999 | 797 993 | 563 112 | 686 082 | |
| 8 Penyediaan Akomodasi dan Penyediaan Makan Minum | 42 584 | 41 467 | 43 738 | 48 050 | 42 070 | 49 419 | |
| 9 Transportasi, Pergudangan dan Komunikasi | 36 235 | 35 618 | 36 258 | 40 980 | 26 223 | 37 636 | |
| 10 Perantara Keuangan | 3 048 | 2 947 | 3 646 | 3 523 | 3 355 | 3 274 | |
| 11 Real Estate, Usaha Persewaan & Jasa Perusahaan | 155 252 | 155 679 | 149 282 | 160 732 | 165 299 | 168 409 | |
| 12 Administrasi Pemerintahan Pertanahan dan Jaminan Sosial Wajib | 20 044 | 19 658 | 19 352 | 19 045 | 11 472 | 10 644 | |
| 13 Jasa Pendidikan | 3 480 | 3 412 | 3 414 | 3 810 | 3 443 | 3 683 | |
| 14 Jasa Kesehatan dan Kegiatan Sosial | 31 372 | 24 644 | 24 183 | 25 538 | 21 684 | 24 545 | |
| 15 Jasa Kemasyarakatan, Sosial Budaya, Hiburan dan Perorangan Lainnya | 52 465 | 49 285 | 52 119 | 60 109 | 34 585 | 63 004 | |
| 16 Jasa Perorangan yang Melayani Rumah Tangga | 0 | 0 | 0 | 1 971 | 980 | 3 603 | |
| 17 Badan Internasional dan Badan Ekstra Internasional Lainnya | 1 264 | 1 221 | 1 256 | 0 | 0 | 158 | |
| 18 Kegiatan yang Belum Jelas Batasannya | 42 815 | 201 372 | 1 838 | 1 901 | 338 918 | 14 347 | |
| 19 Penerima Kredit Bukan Lapangan Usaha | 2 818 868 | 2 865 223 | 3 234 352 | 3 227 088 | 2 819 843 | 2 830 058 | |
| 20 Lainnya | 0 | 0 | 0 | 0 | 0 | 0 | |
| | 2020 | 4 967 003 | 5 117 665 | 5 347 706 | 5 543 203 | 5 014 267 | 5 114 794 |
| Jumlah/ Total | 2019 | 6 098 131 | 6 147 110 | 6 408 854 | 6 406 823 | 6 145 950 | 6 140 507 |
| | 2018 | 5 541 153 | 5 568 289 | 5 910 463 | 5 819 020 | 5 798 678 | 5 870 252 |
| | 2017 | 5 622 969 | 5 102 272 | 5 493 559 | 5 600 209 | 5 635 576 | 5 794 623 |

PERBANKAN, KOPERASI, DAN HARGA-HARGA

Lanjutan Tabel/ Continued Tabel 9.1.19

| Sektor Ekonomi/ Economic Sector | Bulan/ Month | | | | | | |
|---|----------------|--------------------|-----------------------------|---------------------|-------------------------------|-------------------------------|------------------|
| | Julii/ July | Agustus/ August | September / September | Oktober/ October | Novemb er/ Novembe r | Desemb er/ Decemb er | |
| | (1) | (8) | (9) | (10) | (11) | (12) | (13) |
| 1 Pertanian, Perburuan dan Kehutanan | 185 595 | 179 021 | 174 244 | 171 072 | 164 545 | 157 460 | |
| 2 Perikanan | 22 825 | 22 735 | 21 559 | 21 493 | 22 463 | 21 771 | |
| 3 Pertambangan dan Penggalian | 4 662 | 4 515 | 4 588 | 4 558 | 4 392 | 4 379 | |
| 4 Industri Pengolahan | 951 778 | 1 051 690 | 611 104 | 514 170 | 511 713 | 1 477 743 | |
| 5 Listrik, Gas dan Air | 4 715 | 4 621 | 5 925 | 5 044 | 4 923 | 3 546 | |
| 6 Konstruksi | 48 649 | 52 617 | 60 471 | 54 177 | 52 598 | 57 127 | |
| 7 Perdagangan Besar & Eceran | 671 360 | 678 337 | 667 624 | 659 938 | 659 159 | 631 519 | |
| 8 Penyediaan Akomodasi dan Penyediaan Makanan Minum | 51 942 | 52 174 | 50 473 | 50 562 | 49 349 | 48 409 | |
| 9 Transportasi, Pergudangan dan Komunikasi | 35 773 | 33 833 | 35 275 | 34 309 | 33 581 | 30 737 | |
| 10 Perantara Keuangan | 3 154 | 3 033 | 2 918 | 2 817 | 2 716 | 2 615 | |
| 11 Real Estate, Usaha Perse-waan & Jasa Perusahaan | 167 546 | 172 056 | 169 624 | 167 891 | 166 444 | 166 537 | |
| 12 Administrasi Pemerintahan dan Pertanahan dan Jaminan Sosial Wajib | 9 935 | 9 877 | 0 | 0 | 0 | 0 | |
| 13 Jasa Pendidikan | 2 960 | 4 843 | 4 792 | 4 758 | 4 735 | 4 713 | |
| 14 Jasa Kesehatan dan Kegiatan Sosial | 27 377 | 27 654 | 27 827 | 27 759 | 29 953 | 27 690 | |
| 15 Jasa Kemasyarakatan, Sosial Budaya, Hiburan dan Perorangan Lainnya | 64 840 | 64 403 | 64 456 | 62 834 | 60 520 | 58 211 | |
| 16 Jasa Perorangan yang Melayani Rumah Tangga | 3 796 | 3 651 | 3 483 | 3 313 | 3 313 | 3 128 | |
| 17 Badan Internasional dan Badan Ekstra Internasional Lainnya | 154 | 144 | 133 | 123 | 108 | 99 | |
| 18 Kegiatan yang Belum Jelas Batasannya | 12 266 | 11 678 | 11 208 | 10 803 | 10 241 | 9 108 | |
| 19 Penerima Kredit Bukan Lapangan Usaha | 2 846 692 | 2 842 109 | 2 869 515 | 2 955 727 | 2 964 981 | 2 978 468 | |
| 20 Lainnya | 0 | 0 | 0 | 0 | 0 | 0 | |
| | 2020 | 5 116 017 | 5 218 989 | 4 785 221 | 4 751 346 | 4 745 733 | 5 683 259 |
| Jumlah/ Total | 2019 | 6 536 606 | 6 641 430 | 6 079 610 | 4 897 939 | 5 061 163 | 5 354 703 |
| | 2018 | 6 027 119 | 6 057 852 | 6 120 360 | 6 121 468 | 6 149 198 | 6 157 652 |
| | 2017 | 5 694 019 | 5 592 642 | 5 676 282 | 5 582 839 | 5 531 936 | 5 964 972 |

BANKING, COOPERATIVE, AND PRICES

Tabel 9.1.20 Kurs Tengah Beberapa Mata Uang Asing Terhadap Rupiah di Bank Indonesia
Selected Foreign Exchange Middle Rates Against Rupiah at Bank Indonesia 2020

| | Mata Uang/ Currency | Bulan/ Month | | | | | |
|----|----------------------------|---------------------|-----------------------|-----------------|-----------------|-------------|----------------|
| | | Januari/ January | Februari/ February | Maret/ March | April/ April | Mei/ May | Junii/ June |
| | (1) | (2) | (3) | (4) | (5) | (6) | (7) |
| 1 | Dolar Australia (AUD) | 9 179,51 | 9 336,09 | 10 095,99 | 9 917,99 | 9 779,04 | 9 838,35 |
| 2 | Dolar Brunei (BND) | 10 034,90 | 10 187,16 | 11 494,91 | 10 739,38 | 10 413,14 | 10 265,22 |
| 3 | Dolar Kanada (CAD) | 10 347,26 | 10 610,52 | 11 545,59 | 10 925,15 | 10 695,86 | 10 470,76 |
| 4 | Franc Swiss (CHF) | 14 085,27 | 14 690,13 | 17 037,44 | 15 548,86 | 15 291,18 | 15 034,98 |
| 5 | Yuan (Hongkong) (| 1 958,25 | 2 029,98 | 2 305,34 | 2 144,44 | 2 054,61 | 2 023,93 |
| 6 | Yuan China (CNY) | 1 969,54 | 2 031,79 | 2 309,12 | 2 146,04 | 2 059,77 | 2 023,06 |
| 7 | Krona Denmark (DKK) | 2 016,32 | 2 093,35 | 2 416,39 | 2 208,42 | 2 191,03 | 2 157,82 |
| 8 | Euro (EUR) | 15 067,83 | 15 641,04 | 18 044,64 | 16 469,62 | 16 333,03 | 16 080,46 |
| 9 | Pounsterling Inggris (GBP) | 17 897,91 | 18 343,37 | 20 189,54 | 18 876,54 | 18 154,75 | 17 597,90 |
| 10 | Dolar Hongkong (HKD) | 1 758,27 | 1 825,64 | 2 110,61 | 1 955,66 | 1 900,36 | 1 845,31 |
| 11 | Yen Jepang (JPY) | 12 524,19 | 13 018,71 | 15 086,20 | 14 203,26 | 13 715,34 | 13 280,11 |
| 12 | Won Korea Selatan (KRW) | 11,52 | 11,72 | 13,41 | 12,54 | 11,90 | 11,95 |
| 13 | Dinar Kuwait (KWD) | 44 940,83 | 46 531,59 | 52 005,38 | 48 972,78 | 47 733,74 | 46 466,79 |
| 14 | Kip Laos (LAK) | 1,54 | 1,60 | 1,83 | 1,69 | 1,64 | 1,58 |
| 15 | Ringgit Malaysia (MYR) | 3 343,21 | 3 375,00 | 3 790,87 | 3 502,92 | 3 388,47 | 3 340,04 |
| 16 | Krona Norwegia (NOK) | 1 489,08 | 1 509,57 | 1 552,98 | 1 469,18 | 1 506,50 | 1 478,32 |
| 17 | Dolar New Zealand (NZD) | 8 865,29 | 8 930,42 | 9 848,05 | 9 284,43 | 9 131,54 | 9 187,62 |
| 18 | Kina Papua Nugini (PGK) | 4 010,38 | 4 178,29 | 4 779,87 | 4 411,33 | 4 273,20 | 4 133,89 |
| 19 | Pesa Filipina (PHP) | 268,68 | 279,82 | 322,13 | 300,62 | 291,20 | 287,21 |
| 20 | Riyal Arab Saudi (SAR) | 3 641,45 | 3 792,60 | 4 356,41 | 4 032,52 | 3 922,01 | 3 812,86 |
| 21 | Krona Swedia (SEK) | 1 417,70 | 1 469,09 | 1 628,45 | 1 538,80 | 1 548,64 | 1 532,92 |
| 22 | Dolar Singapura (SGD) | 10 034,90 | 10 187,16 | 11 494,90 | 10 739,38 | 10 413,14 | 10 265,22 |
| 23 | Baht Thailand (THB) | 439,09 | 450,87 | 502,22 | 467,96 | 462,72 | 463,22 |
| 24 | Dolar Amerika (USD) | 13 662,00 | 14 234,00 | 16 367,01 | 15 157,01 | 14 733,01 | 14 302,00 |
| 25 | Dong Vietnam (VND) | 0,59 | 0,62 | 0,70 | 0,65 | 0,64 | 0,62 |

PERBANKAN, KOPERASI, DAN HARGA-HARGA

Lanjutan Tabel/ Continued Tabel 10.1.21

| | Mata Uang/ Currency | Bulan/ Month | | | | | |
|----|-----------------------------|---------------|--------------------|-------------------------|---------------------|-----------------------|-----------------------|
| | | Juli/ July | Agustus/ August | September/ September | Oktober/ October | November/ November | Desember/ December |
| | (1) | (8) | (9) | (10) | (11) | (12) | (13) |
| 1 | Dolar Australia (AUD) | 10 514,27 | 10 725,59 | 10 652,20 | 10 481,33 | 10 448,37 | 10 771,29 |
| 2 | Dolar Brunei (BND) | 10 589,38 | 10 717,64 | 10 909,37 | 10 807,44 | 10 564,97 | 10 644,09 |
| 3 | Dolar Kanada (CAD) | 10 983,45 | 11 127,34 | 11 149,06 | 11 143,15 | 10 879,00 | 11 019,11 |
| 4 | Franc Swiss (CHF) | 16 050,20 | 16 096,02 | 16 211,71 | 16 204,30 | 15 637,84 | 15 982,11 |
| 5 | Yuan China (Hongkong) (CNH) | 2 094,37 | 2 123,98 | 2 190,03 | 2 193,57 | 2 148,50 | 2 166,37 |
| 6 | Yuan China (CNY) | 2 094,37 | 2 123,79 | 2 190,19 | 2 191,40 | 2 145,94 | 2 161,49 |
| 7 | Krona Denmark (DKK) | 2 318,00 | 2 328,96 | 2 353,73 | 2 334,31 | 2 272,37 | 2 329,52 |
| 8 | Euro (EUR) | 17 252,47 | 17 332,38 | 17 527,17 | 17 369,48 | 16 912,64 | 17 330,13 |
| 9 | Pounsterling Inggris (GBP) | 19 021,08 | 19 423,78 | 19 197,24 | 19 151,37 | 18 844,64 | 19 085,50 |
| 10 | Dolar Hongkong (HKD) | 1 890,70 | 1 877,83 | 1 924,89 | 1 895,47 | 1 822,80 | 1 819,34 |
| 11 | Yen Jepang (JPY) | 13 945,29 | 13 801,16 | 14 114,20 | 14 027,23 | 13 600,97 | 13 647,15 |
| 12 | Won Korea Selatan (KRW) | 12,31 | 12,31 | 12,78 | 13,03 | 12,80 | 12,97 |
| 13 | Dinar Kuwait (KWD) | 47 912,54 | 47 643,90 | 48 703,93 | 48 069,41 | 46 260,68 | 46 185,39 |
| 14 | Kip Laos (LAK) | 1,62 | 1,59 | 1,62 | 1,59 | 1,52 | 1,52 |
| 15 | Ringgit Malaysia (MYR) | 3 453,88 | 3 493,95 | 3 590,39 | 3 527,87 | 3 472,33 | 3 491,78 |
| 16 | Krona Norwegia (NOK) | 1 620,91 | 1 656,01 | 1 586,20 | 1 591,76 | 1 598,69 | 1 643,96 |
| 17 | Dolar New Zealand (NZD) | 9 745,72 | 9 810,87 | 9 860,07 | 9 829,10 | 9 936,93 | 10 116,13 |
| 18 | Kina Papua Nugini (PGK) | 4 220,69 | 4 177,62 | 4 282,03 | 4 146,53 | 4 027,08 | 3 967,30 |
| 19 | Pesa Filipina (PHP) | 298,23 | 300,71 | 308,18 | 303,25 | 293,60 | 293,67 |
| 20 | Riyal Arab Saudi (SAR) | 3 906,48 | 3 880,50 | 3 977,29 | 3 916,92 | 3 766,92 | 3 758,63 |
| 21 | Krona Swedia (SEK) | 1 677,70 | 1 688,07 | 1 665,62 | 1 681,40 | 1 663,30 | 1 724,82 |
| 22 | Dolar Singapura (SGD) | 10 655,58 | 10 717,64 | 10 909,37 | 10 807,44 | 10 564,97 | 10 644,09 |
| 23 | Baht Thailand (THB) | 466,29 | 468,65 | 471,42 | 470,08 | 466,74 | 469,86 |
| 24 | Dolar Amerika (USD) | 14 653,01 | 14 554,00 | 14 918,00 | 14 690,00 | 14 128,00 | 14 105,01 |
| 25 | Dong Vietnam (VND) | 0,64 | 0,63 | 0,65 | 0,64 | 0,61 | 0,61 |

Sumber/ Source : Kantor Perwakilan Bank Indonesia Lhokseumawe/ Bank Indonesia Regional Office Lhokseumawe

BANKING, COOPERATIVE, AND PRICES

Tabel 9.1.21 **Posisi Kredit Usaha Kecil Pada Bank Umum Pemerintah dan Bank Swasta Nasional Menurut Bulan**
Outstanding of Small, enterprises Credits at Government and Private Banks by Month
2020 (Juta Rupiah/ Million Rupiahs)

| Bulan/ Month | Bank Umum Pemerintah/ Government Bank | | | |
|----------------------|---------------------------------------|--------------------------------------|---|------------------|
| | Mikro/ Micro Scale Enterprises | Kecil/ Small Scale Enterprises | Menengah/ Medium Scale Enterprises | Jumlah/ Total |
| (1) | (2) | (3) | (4) | (5) |
| Januari/ January | 410 183 | 366 443 | 70 787 | 847 413 |
| Februari/ February | 379 943 | 340 212 | 67 385 | 787 540 |
| Maret/ March | 347 900 | 329 003 | 68 056 | 744 959 |
| April/ April | 298 238 | 303 934 | 55 910 | 658 083 |
| Mei/ May | 207 996 | 267 636 | 51 358 | 526 990 |
| Juni/ June | 121 234 | 230 413 | 41 186 | 392 834 |
| Juli/ July | 61 191 | 198 391 | 30 121 | 289 703 |
| Agustus/ August | 57 078 | 199 216 | 35 301 | 291 595 |
| September/ September | 52 665 | 201 374 | 32 054 | 286 093 |
| Oktober/ October | 46 632 | 182 377 | 29 837 | 258 846 |
| November/ November | 42 336 | 183 214 | 27 251 | 252 801 |
| Desember/ December | 38 533 | 161 260 | 28 683 | 228 477 |

Lanjutan Tabel/ Continued Tabel 10.1.22

| Bulan/ Month | Bank Swasta Nasional/ Private Bank | | | Jumlah/ Total | Jumlah/ Total |
|----------------------|---|---|---|------------------|------------------|
| | Mikro/ Micro Scale Enterprises | Kecil/ Small Scale Enterprises | Menengah / Medium Scale Enterprises | | |
| (1) | (2) | (3) | (4) | (5) | (6) |
| Januari/ January | 21 162 | 40 541 | 97 914 | 159 618 | 1 007 030 |
| Februari/ February | 146 050 | 115 256 | 100 080 | 361 386 | 1 148 927 |
| Maret/ March | 59 986 | 95 852 | 100 234 | 256 073 | 1 001 032 |
| April/ April | 234 858 | 220 182 | 189 594 | 644 634 | 1 302 716 |
| Mei/ May | 14 475 | 38 313 | 90 530 | 143 318 | 670 308 |
| Juni/ June | 351 847 | 104 252 | 337 949 | 794 048 | 1 186 882 |
| Juli/ July | 422 444 | 114 808 | 350 966 | 888 218 | 1 177 921 |
| Agustus/ August | 415 313 | 111 336 | 362 704 | 889 353 | 1 180 948 |
| September/ September | 407 117 | 110 125 | 379 353 | 896 595 | 1 182 688 |
| Oktober/ October | 403 438 | 108 179 | 388 528 | 900 146 | 1 158 992 |
| November/ November | 389 970 | 104 663 | 407 609 | 902 241 | 1 155 042 |
| Desember/ December | 374 929 | 100 851 | 401 142 | 876 922 | 1 105 399 |

Sumber/ Source : Kantor Perwakilan Bank Indonesia Lhokseumawe/ Bank Indonesia Regional Office Lhokseumawe

Tabel 9.1.22 Posisi Bukan Kredit Usaha Kecil (Non-KUK) Pada Bank Umum Pemerintah dan Bank Swasta Nasional Menurut Bulan
Outstanding of Non Small Enterprises Credits at Government and Private Bank by Month
2020 (Juta Rupiah/ Million Rupiahs)

| Bulan/ Month | Bank Umum Pemerintah/ Government Bank | Bank Swasta Nasional/ Private Bank | Jumlah/ Total |
|----------------------|---|--|------------------|
| (1) | (2) | (3) | (4) |
| Januari/ January | 3 353 884 | 606 088 | 3 959 973 |
| Februari/ February | 3 357 897 | 610 841 | 3 968 738 |
| Maret/ March | 3 359 314 | 987 360 | 4 346 674 |
| April/ April | 3 200 216 | 1 040 271 | 4 240 487 |
| Mei/ May | 3 025 866 | 1 318 094 | 4 343 959 |
| Juni/ June | 3 015 821 | 912 091 | 3 927 912 |
| Juli/ July | 2 943 675 | 994 421 | 3 938 096 |
| Agustus/ August | 2 986 837 | 1 051 204 | 4 038 041 |
| September/ September | 2 376 402 | 1 226 131 | 3 602 533 |
| Oktober/ October | 2 261 699 | 1 330 655 | 3 592 354 |
| November/ November | 2 232 989 | 1 357 702 | 3 590 691 |
| Desember/ December | 3 190 899 | 1 386 961 | 4 577 860 |

Sumber/ Source : Kantor Perwakilan Bank Indonesia Lhokseumawe/ Bank Indonesia Regional Office Lhokseumawe

Tabel 9.1.23 Penghimpunan Dana Rupiah Berupa Giro, Deposito dan Tabungan pada Bank Umum Pemerintah dan Swasta Nasional
Outstanding of Funds for Demand, Time, and Saving Deposits in Government and Private Banks by Month
2020 (Juta Rupiah/ Million Rupiahs)

| Bulan/ Month | Jenis Dana Simpanan/ Deposits Type | | | Jumlah/ Total |
|---------------------|------------------------------------|-------------------------------|---------------------------------|------------------|
| | Giro/ Demand Deposits | Deposito/ Time Deposits | Tabungan/ Saving Deposits | |
| (1) | (2) | (3) | (4) | (5) |
| Januari/ January | 485 008 | 787 557 | 3 456 807 | 4 729 371 |
| Februari/ February | 452 612 | 835 459 | 3 238 367 | 4 526 439 |
| Maret/ March | 547 696 | 848 708 | 3 163 107 | 4 559 510 |
| April/ April | 729 561 | 818 990 | 3 329 791 | 4 878 342 |
| Mei/ May | 474 246 | 799 275 | 3 513 697 | 4 787 218 |
| Juni/ June | 681 584 | 841 811 | 3 451 829 | 4 975 224 |
| Juli/ July | 666 167 | 867 550 | 3 493 417 | 5 027 133 |
| Agustus/ August | 709 360 | 1 069 498 | 3 639 550 | 5 418 408 |
| September/September | 794 550 | 933 197 | 3 646 888 | 5 374 634 |
| Oktober/ October | 682 239 | 913 343 | 3 549 503 | 5 145 085 |
| November/ November | 704 023 | 952 919 | 3 602 951 | 5 259 894 |
| Desember/ December | 1 157 852 | 722 203 | 3 850 067 | 5 730 123 |

Sumber/ Source : Kantor Perwakilan Bank Indonesia Lhokseumawe/ Bank Indonesia Regional Office Lhokseumawe

BANKING, COOPERATIVE, AND PRICES

Tabel 9.1.24 Penghimpunan Dana Rupiah Berupa Giro, Deposito dan Tabungan Pada Bank Umum Pemerintah
Outstanding of Funds for Demand, Time, and Saving Deposits in Government Banks by Month
2020 (Juta Rupiah/ Million Rupiahs)

| Bulan/ Month | Jenis Dana Simpanan/ <i>Deposits Type</i> | | | Jumlah/ Total |
|-----------------------------|---|-------------------------------|---------------------------------|------------------|
| | Giro/ Demand Deposits | Deposito/ Time Deposits | Tabungan/ Saving Deposits | |
| (1) | (2) | (3) | (4) | (5) |
| Januari/ <i>January</i> | 452 197 | 448 677 | 2 497 762 | 3 398 636 |
| Februari/ <i>February</i> | 408 382 | 472 962 | 2 268 151 | 3 149 495 |
| Maret/ <i>March</i> | 505 264 | 464 394 | 2 143 920 | 3 113 578 |
| April/ <i>April</i> | 684 147 | 381 224 | 2 141 950 | 3 207 321 |
| Mei/ <i>May</i> | 416 774 | 353 959 | 2 215 294 | 2 986 027 |
| Juni/ <i>June</i> | 632 159 | 352 189 | 1 917 858 | 2 902 205 |
| Juli/ <i>July</i> | 611 046 | 332 974 | 1 625 217 | 2 569 236 |
| Agustus/ <i>August</i> | 639 165 | 521 451 | 1 656 627 | 2 817 243 |
| September/ <i>September</i> | 712 493 | 400 200 | 1 532 611 | 2 645 304 |
| Oktober/ <i>October</i> | 608 391 | 386 414 | 1 466 691 | 2 461 496 |
| November/ <i>November</i> | 580 703 | 311 419 | 1 380 459 | 2 272 581 |
| Desember/ <i>December</i> | 817 946 | 192 770 | 1 462 982 | 2 473 698 |

Sumber/ *Source* : Kantor Perwakilan Bank Indonesia Lhokseumawe/ *Bank Indonesia Regional Office Lhokseumawe*

Tabel 9.1.25 Penghimpunan Dana Rupiah Berupa Giro, Deposito dan Tabungan Pada Bank Swasta Nasional
Outstanding of Funds for Demand, Time, and Saving Deposits in Private Banks by Month
2020 (Juta Rupiah/ Million Rupiahs)

| Bulan/ Month | Jenis Dana Simpanan/ Deposits Type | | | Jumlah/ Total |
|----------------------|------------------------------------|-------------------------------|---------------------------------|------------------|
| | Giro/ Demand Deposits | Deposito/ Time Deposits | Tabungan/ Saving Deposits | |
| (1) | (2) | (3) | (4) | (5) |
| Januari/ January | 32 811 | 338 880 | 959 044 | 1 330 735 |
| Februari/ February | 44 230 | 362 498 | 970 216 | 1 376 944 |
| Maret/ March | 42 431 | 384 314 | 1 019 187 | 1 445 932 |
| April/ April | 45 413 | 437 766 | 1 187 841 | 1 671 020 |
| Mei/ May | 57 472 | 445 316 | 1 298 402 | 1 801 191 |
| Juni/ June | 49 425 | 489 622 | 1 533 972 | 2 073 019 |
| Juli/ July | 55 121 | 534 576 | 1 868 200 | 2 457 897 |
| Agustus/ August | 70 195 | 548 047 | 1 982 923 | 2 601 166 |
| September/ September | 82 057 | 532 997 | 2 114 276 | 2 729 330 |
| Oktober/ October | 73 848 | 526 929 | 2 082 812 | 2 683 589 |
| November/ November | 123 320 | 641 500 | 2 222 492 | 2 987 312 |
| Desember/ December | 339 906 | 529 433 | 2 387 085 | 3 256 425 |

Sumber/ Source : Kantor Perwakilan Bank Indonesia Lhokseumawe/ Bank Indonesia Regional Office Lhokseumawe

BANKING, COOPERATIVE, AND PRICES

Tabel 9.1.26 Penghimpunan Valuta Asing Berupa Giro, Deposito, dan Tabungan Pada Bank Umum Pemerintah, Bank Swasta Nasional
Outstanding of Funds for Demand, Time, and Saving Deposits in Foreign Exchange at Government and Private Banks
2020 (Juta Rupiah/ Million Rupiahs)

| Bulan/ Month | Jenis Dana Simpanan/ <i>Deposits Type</i> | | | Jumlah/ Total |
|--------------------------------|---|-------------------------------|---------------------------------|------------------|
| | Giro/ Demand Deposits | Deposito/ Time Deposits | Tabungan/ Saving Deposits | |
| (1) | (2) | (3) | (4) | (5) |
| Januari/ <i>January</i> | 2 796 | 26 250 | 8 096 | 37 142 |
| Februari/ <i>February</i> | 1 454 | 29 280 | 7 332 | 38 066 |
| Maret/ <i>March</i> | 5 550 | 28 181 | 6 058 | 39 790 |
| April/ <i>April</i> | 3 204 | 25 912 | 5 512 | 34 628 |
| Mei/ <i>May</i> | 5 612 | 24 891 | 5 430 | 35 934 |
| Juni/ <i>June</i> | 5 424 | 24 728 | 5 608 | 35 760 |
| Juli/ <i>July</i> | 9 159 | 27 238 | 5 619 | 42 016 |
| Agustus/ <i>August</i> | 12 097 | 27 457 | 5 415 | 44 969 |
| September/ <i>September</i> | 15 403 | 25 759 | 5 430 | 46 592 |
| Oktober/ <i>October</i> | 12 996 | 23 485 | 5 337 | 41 817 |
| November/ <i>November</i> | 10 080 | 21 246 | 5 018 | 36 343 |
| Desember/ <i>December</i> | 9 377 | 23 741 | 4 817 | 37 935 |

Sumber/ *Source* : Kantor Perwakilan Bank Indonesia Lhokseumawe/ *Bank Indonesia Regional Office Lhokseumawe*

Tabel 9.1.27 Jumlah Koperasi Menurut Jenis, 2019
Tabel *Number of Cooperatives by Type, 2019*

| Jenis Koperasi/ Cooperation Type | Jumlah/ Total |
|-------------------------------------|------------------|
| (1) | (2) |
| Koperasi Unit Desa/ KUD | 3 |
| Koperasi Pegawai Negeri/ KPN | 26 |
| Koperasi Primkopas/ Primkopol | 6 |
| Koperasi Wanita | 19 |
| Koperasi Sekolah/ Pemuda | 2 |
| Koperasi Buruh/ Karyawan | 12 |
| Koperasi Kerajinan/ Industri | 19 |
| Koperasi Lainnya | 109 |
| Jumlah/Total | 196 |

Sumber/Source : Dinas Perindustrian, Perdagangan, dan Koperasi Kota Lhokseumawe/Trade, Industry, and Cooperation Office of Lhokseumawe

BANKING, COOPERATIVE, AND PRICES

Tabel 9.1.28 Jumlah KUD dan Non KUD Serta Jumlah Anggota Koperasi Menurut Kecamatan, 2019
Number of Cooperative and Membership by Sub District, 2019

| Kecamatan/ Sub District | Jenis Koperasi/ Cooperative Type | | | Jumlah Anggota/ Number of Member |
|----------------------------|-------------------------------------|---------|--------|-------------------------------------|
| | KUD | Non KUD | Jumlah | |
| (1) | (2) | (3) | (4) | (5) |
| Blang Mangat | 1 | 23 | 24 | 1 594 |
| Muara Dua | - | 36 | 36 | 1 363 |
| Muara Satu | 1 | 27 | 28 | 1 052 |
| Banda Sakti | 1 | 107 | 108 | 5 405 |
| Jumlah/ Total | 3 | 193 | 196 | 9 414 |

Sumber/Source : Dinas Perindustrian, Perdagangan, dan Koperasi Kota Lhokseumawe/Trade, Industry, and Cooperation Office of Lhokseumawe

Tabel 9.1.29 Rencana, Target, dan Realisasi Pencapaian Penerimaan Pada PT Pegadaian Cabang Lhokseumawe, 2019
Target and Realization of Monthly Receipt Achievement at Pawn Office of Lhokseumawe, 2019

| Bulan/ Month | Rencana/ Target (Rp. 000) | Realisasi/ Realization (Rp. 000) | Persentase/ Percentage (%) | |
|--------------------------------|---------------------------------|--|----------------------------------|--------|
| (1) | (2) | (3) | (4) | |
| Januari/ <i>January</i> | 1 933 172 071 | 1 872 904 253 | 96,88 | |
| Februari/ <i>February</i> | 1 933 172 071 | 1 686 101 894 | 87,22 | |
| Maret/ <i>March</i> | 1 933 172 071 | 1 954 304 961 | 101,09 | |
| April/ <i>April</i> | 1 933 172 071 | 1 897 409 660 | 98,15 | |
| Mei/ <i>May</i> | 1 933 172 071 | 1 986 110 618 | 102,74 | |
| Juni/ <i>June</i> | 1 933 172 071 | 1 794 620 270 | 92,83 | |
| Juli/ <i>July</i> | 1 933 172 071 | 1 453 184 312 | 75,17 | |
| Agustus/ <i>August</i> | 1 933 172 071 | 2 346 422 524 | 121,38 | |
| September/ <i>September</i> | 1 933 172 071 | 1 826 635 343 | 94,49 | |
| Oktober/ <i>October</i> | 1 933 172 071 | 1 953 488 229 | 101,05 | |
| November/ <i>November</i> | 1 933 172 071 | 1 918 689 969 | 99,25 | |
| Desember/ <i>December</i> | 1 933 172,08 | 2 013 386 682 | 104,15 | |
| | 2019 | 23 198 064 861 | 22 703 258 235 | 97,87 |
| | 2018 | 23 097 689 524 | 21 737 846 254 | 94,11 |
| Jumlah/Total | 2017 | 21 512 619 252 | 21 586 625 147 | 100,34 |
| | 2016 | 21 297 492 254 | 20 105 251 245 | 99,40 |

Sumber/Source : PT. Pegadaian Lhokseumawe/Pawn Office of Lhokseumawe

BANKING, COOPERATIVE, AND PRICES

Tabel 9.1.30 Persentase Jumlah Penyaluran Kredit Menurut Klasifikasi/Golongan Uang Pinjaman, 2019
Percentage of Total Credits Delivery by Classification/Group of Loans, 2019

| Golongan/ Classification | Uang Pinjaman/ Loans (Rupiah) | Persentase/ Percentage (%) |
|-----------------------------|-------------------------------------|----------------------------------|
| (1) | (2) | (3) |
| A | 1 394 270 000 | 0.51 % |
| B | 109 385 743 000 | 39.72 % |
| C | 106 205 080 000 | 38.57 % |
| D | 58 394 050 000 | 21.20 % |
| E | - | - |
| F | - | - |
| G | - | - |
| H | - | - |
| I | - | - |
| Jumlah/ Total | 275 379 143 000 | 100.00 |

Sumber/Source: PT. Pegadaian Lhokseumawe/Pawn Office of Lhokseumawe

Tabel 9.1.31 Jumlah Barang Jaminan (Agunan) Berdasarkan Klasifikasi Penggolongan Pada PT Pegadaian Cabang Lhokseumawe, 2019
Number of Collateral by Classification and Month at Pawn Office of Lhokseumawe, 2019

| Bulan/ Month | Kredit/ Credit | Pelunasan/ Acquittance | Lelang/ Auction | |
|-----------------------------|-------------------|---------------------------|--------------------|--------|
| (1) | (2) | (3) | (4) | |
| Januari/ <i>January</i> | 6 024 | 4 758 | 387 | |
| Februari/ <i>February</i> | 5 487 | 3 909 | 298 | |
| Maret/ <i>March</i> | 5 704 | 4 601 | 98 | |
| April/ <i>April</i> | 5 558 | 4 331 | 56 | |
| Mei/ <i>May</i> | 5 122 | 5 136 | 97 | |
| Juni/ <i>June</i> | 4 959 | 3 682 | 162 | |
| Juli/ <i>July</i> | 5 762 | 4 830 | 169 | |
| Agustus/ <i>August</i> | 5 507 | 4 468 | 189 | |
| September/ <i>September</i> | 5 260 | 4 280 | 117 | |
| Oktober/ <i>October</i> | 5 564 | 4 431 | 156 | |
| November/ <i>November</i> | 5 570 | 4 978 | 189 | |
| Desember/ <i>December</i> | 5 038 | 4 820 | 356 | |
| | 2019 | 65 560 | 54 204 | 2 774 |
| Jumlah/ Total | 2018 | 70 646 | 67 326 | 3 320 |
| | 2017 | 83 503 | 80 183 | 1 320 |
| | 2016 | 85 714 | 69 542 | 12 393 |

Sumber/Source : PT. Pegadaian Lhokseumawe/Pawn Office of Lhokseumawe

BANKING, COOPERATIVE, AND PRICES

Tabel 9.1.32 **Perkembangan Kredit dan Lelang Per Bulan Pada PT Pegadaian Cabang Lhokseumawe, 2019**
Trends of Credit and Auction Per Month at Pawn Office of Lhokseumawe, 2019

| Bulan/ Month | Kredit/ Credit (Rp. 000) | Pelunasan/ Acquittance (Rp. 000) | Lelang/ Auction (Rp. 000) | |
|--------------------------------|--------------------------------|--|---------------------------------|------------|
| (1) | (2) | (3) | (4) | |
| Januari/ <i>January</i> | 22 569 030 | 24 452 440 | 1 446 361 | |
| Februari/ <i>February</i> | 21 905 070 | 16 334 760 | 1 064 241 | |
| Maret/ <i>March</i> | 23 037 070 | 17 452 930 | 761 393 | |
| April/ <i>April</i> | 24 133 110 | 17 399 350 | 249 969 | |
| Mei/ <i>May</i> | 19 721 490 | 21 536 673 | 482 221 | |
| Juni/ <i>June</i> | 23 920 470 | 15 441 040 | 654 959 | |
| Juli/ <i>July</i> | 22 959 700 | 19 606 030 | 578 545 | |
| Agustus/ <i>August</i> | 22 959 700 | 19 083 930 | 675 969 | |
| September/ <i>September</i> | 23 615 940 | 18 801 860 | 702 392 | |
| Oktober/ <i>October</i> | 24 638 530 | 18 927 340 | 773 993 | |
| November/ <i>November</i> | 24 235 460 | 21 006 780 | 787 917 | |
| Desember/ <i>December</i> | 22 563 610 | 19 919 840 | 1 264 441 | |
| | 2019 | 275 379 143 | 229 962 973 | 9 642 401 |
| Jumlah/ <i>Total</i> | 2018 | 276 013 880 | 263 087 124 | 12 924 755 |
| | 2017 | 296 501 660 | 300 502 083 | 10 951 348 |
| | 2016 | 295 494 840 | 286 498 241 | 8 996 599 |

Sumber/Source: PT. Pegadaian Lhokseumawe/Pawn Office of Lhokseumawe

Tabel 9.1.33 Jumlah Nasabah Pemakai Jasa Kredit pada PT Pegadaian Cabang Lhokseumawe Menurut Profesi, 2019
Number of Clients as Credit User at Lhokseumawe Representative of Pawn Office by Profession, 2019

| Profesi/ <i>Profession</i> | Jumlah Nasabah/ <i>Number of Client</i> | Uang Pinjaman/ <i>Money Loan</i> (Rp. 000) | Persentase Jumlah Nasabah/ <i>Percentage</i> |
|--|---|--|---|
| (1) | (2) | (3) | (4) |
| 1. Wirausaha/ <i>Entrepreneur</i> | 2 188 | 74 362 860 | 12,00 % |
| 2. Petani/ <i>Farmer</i> | 1 640 | 22 033 450 | 9,00 % |
| 3. Nelayan/ <i>Fisher</i> | 1 852 | 24 787 630 | 10,16 % |
| 4. Karyawan/ <i>Employee</i> | 3 463 | 71 608 680 | 19,00 % |
| 5. Mahasiswa/ <i>Scholar</i> | 2 756 | 13 770 900 | 15,13 % |
| 6. Ibu Rumah Tangga/ <i>House Wife</i> | 6 320 | 68 854 503 | 34,07 % |
| Jumlah/ <i>Total</i> | 18 219 | 275 418 022 | 100,00 % |

Sumber/Source : PT. Pegadaian Lhokseumawe/Pawn Office of Lhokseumawe

BANKING, COOPERATIVE, AND PRICES

Tabel 9.1.34 Indeks Harga Konsumen (IHK) Menurut Kelompok Pengeluaran, 2019
Tabel 9.1.34 Consumer Price Index (CPI) by Expenditure Groups, 2019

| Bulan/ Month | Kelompok/ Group | | | | | | | | | | | |
|--------------------------|-----------------|--------|--------|--------|--------|--------|--------|--------|--------|--------|--------|--------|
| | Umum | I | II | III | IV | V | VI | VII | VIII | IX | X | XI |
| (1) | (2) | (3) | (4) | (5) | (6) | (7) | (8) | (9) | (10) | (11) | (12) | (13) |
| Januari/ January | 103.04 | 103.34 | 104.44 | 100.56 | 103.16 | 106.26 | 104.47 | 101.63 | 111.13 | 102.78 | 101.76 | 104.05 |
| Februari/ February | 103.54 | 104.40 | 105.59 | 100.75 | 103.30 | 106.26 | 103.89 | 101.80 | 113.38 | 102.78 | 101.76 | 104.29 |
| Maret/ March | 104.20 | 105.81 | 105.68 | 100.93 | 104.15 | 106.26 | 103.75 | 101.80 | 114.42 | 102.78 | 101.76 | 105.80 |
| April/ April | 103.90 | 104.84 | 106.01 | 100.93 | 104.20 | 106.96 | 102.38 | 100.47 | 114.42 | 102.78 | 101.76 | 107.73 |
| Mei/ May | 103.95 | 104.87 | 107.01 | 100.93 | 104.16 | 106.96 | 102.35 | 100.50 | 114.42 | 102.78 | 101.76 | 107.19 |
| Juni/ June | 103.88 | 104.85 | 107.01 | 100.81 | 104.45 | 106.96 | 101.94 | 100.57 | 114.42 | 102.78 | 101.76 | 106.84 |
| Juli/ July | 103.52 | 103.37 | 107.28 | 100.77 | 104.45 | 106.96 | 101.94 | 100.57 | 114.42 | 102.85 | 101.76 | 108.30 |
| Agustus/ August | 103.83 | 103.79 | 107.28 | 100.77 | 104.41 | 106.96 | 101.94 | 100.57 | 114.42 | 102.85 | 101.76 | 110.60 |
| September / September | 104.08 | 103.62 | 107.28 | 100.77 | 104.46 | 106.96 | 104.59 | 100.36 | 113.38 | 108.76 | 101.76 | 110.28 |
| Oktober/ October | 104.97 | 106.49 | 107.28 | 100.74 | 104.33 | 106.96 | 104.59 | 100.36 | 113.38 | 108.76 | 101.76 | 109.65 |
| November/ November | 105.27 | 107.15 | 107.28 | 101.42 | 104.40 | 106.96 | 104.60 | 100.40 | 113.38 | 108.76 | 101.72 | 109.05 |
| Desember/ December | 106.61 | 111.39 | 107.28 | 101.45 | 104.40 | 106.96 | 104.60 | 100.40 | 113.38 | 108.76 | 101.72 | 108.27 |

Sumber/Source: Badan Pusat Statistik Kota Lhokseumawe/ *BPS-Statistics of Lhokseumawe Municipality*

Tabel 9.1.35 Laju Inflasi Menurut Kelompok Pengeluaran dan Bulan, 2020
Tabel Inflation Rate by Expenditure Groups and Month, 2020

| Bulan/ Month | Kelompok/ Group | | | | | | | | | | | |
|-------------------------|-----------------|-------|------|-------|-------|------|-------|-------|-------|------|-------|-------|
| | Umum | I | II | III | IV | V | VI | VII | VIII | IX | X | XI |
| (1) | (2) | (3) | (4) | (5) | (6) | (7) | (8) | (9) | (10) | (11) | (12) | (13) |
| Januari/ January | 0.08 | 0.19 | 0.00 | -0.15 | 0.04 | 0.00 | -0.07 | 0.00 | 0.00 | 0.00 | 0.00 | 0.59 |
| Februari/ February | 0.49 | 1.03 | 1.10 | 0.19 | 0.14 | 0.00 | -0.56 | 0.17 | 2.02 | 0.00 | 0.00 | 0.23 |
| Maret/ March | 0.64 | 1.35 | 0.09 | 0.18 | 0.82 | 0.00 | -0.13 | 0.00 | 0.92 | 0.00 | 0.00 | 1.45 |
| April/ April | -0.29 | -0.92 | 0.31 | 0.00 | 0.05 | 0.66 | -1.32 | -1.31 | 0.00 | 0.00 | 0.00 | 1.82 |
| Mei/ May | 0.05 | 0.03 | 0.94 | 0.00 | -0.04 | 0.00 | -0.03 | 0.03 | 0.00 | 0.00 | 0.00 | -0.50 |
| Juni/ June | -0.07 | -0.02 | 0.00 | -0.12 | 0.28 | 0.00 | -0.40 | 0.07 | 0.00 | 0.00 | 0.00 | -0.33 |
| Juli/ July | -0.35 | -1.41 | 0.25 | -0.04 | 0.00 | 0.00 | 0.00 | 0.00 | 0.00 | 0.07 | 0.00 | 1.37 |
| Agustus/ August | 0.30 | 0.41 | 0.00 | 0.00 | -0.04 | 0.00 | 0.00 | 0.00 | 0.00 | 0.00 | 0.00 | 2.12 |
| September/ September | 0.24 | -0.16 | 0.00 | 0.00 | 0.05 | 0.00 | 2.60 | -0.21 | -0.91 | 5.75 | 0.00 | -0.29 |
| Oktober/ October | 0.86 | 2.77 | 0.00 | -0.03 | -0.12 | 0.00 | 0.00 | 0.00 | 0.00 | 0.00 | 0.00 | -0.57 |
| November/ November | 0.30 | 0.68 | 0.00 | 0.68 | 0.07 | 0.00 | 0.01 | 0.04 | 0.00 | 0.00 | -0.04 | -0.55 |
| Desember/ December | 1.27 | 3.96 | 0.00 | 0.03 | 0.00 | 0.00 | 0.00 | 0.00 | 0.00 | 0.00 | 0.00 | -0.72 |

Sumber/Source : Badan Pusat Statistik Kota Lhokseumawe/ BPS-Statistics of Lhokseumawe Municipality

BANKING, COOPERATIVE, AND PRICES

Tabel 9.1.36 Perbandingan Laju Inflasi Kota Lhokseumawe, Kota Banda Aceh, Kota Meulaboh, dan Nasional, 2020
Tabel Inflation Rate in Lhokseumawe, Banda Aceh, Meulaboh and National, 2020

| Bulan/Month | Lhokseumawe | Banda Aceh | Meulaboh | Nasional | |
|----------------------|-------------|------------|----------|----------|------|
| (1) | (2) | (3) | (4) | (5) | |
| Januari/ January | 0.08 | 0.43 | 0.91 | 0.32 | |
| Februari/ February | 0.49 | -0.54 | -0.71 | -0.08 | |
| Maret/ March | 0.64 | -0.44 | 0.39 | 0.11 | |
| April/ April | -0.29 | 0.36 | 0.18 | 0.44 | |
| Mei/ May | 0.05 | 1.48 | 1.33 | 0.68 | |
| Juni/ June | -0.07 | 0.38 | 1.30 | 0.55 | |
| Juli/ July | -0.35 | -0.24 | 0.21 | 0.31 | |
| Agustus/ August | 0.30 | 0.07 | 0.20 | 0.12 | |
| September/ September | 0.24 | -0.55 | 0.91 | -0.27 | |
| Oktober/ October | 0.86 | 0.07 | 0.18 | 0.02 | |
| November/ November | 0.30 | -0.10 | -0.50 | 0.14 | |
| Desember/ December | 1.27 | 0.46 | -0.19 | 0.34 | |
| | 2020 | 3.55 | 3.46 | 4.24 | 1.68 |
| | 2019 | 1.20 | 1.38 | 4.28 | 3.13 |
| Tahun/ Year | 2018 | 2.05 | 1.03 | 0.96 | 3.13 |
| | 2017 | 2.87 | 4.86 | 4.76 | 3.61 |
| | 2016 | 5.60 | 3.13 | 3.77 | 3.02 |

Sumber/Source : Badan Pusat Statistik Kota Lhokseumawe/ BPS-Statistics of Lhokseumawe Municipality

Tabel 9.1.37 Jumlah Pelanggan Telepon Di Lhokseumawe, 2020
The Number of Telephone Subscribers in Lhokseumawe, 2020

| Bulan/ Month | Jumlah/ Total |
|---------------------|------------------|
| (1) | (2) |
| Januari/January | 87 |
| Februari/February | 84 |
| Maret/March | 128 |
| April/April | 81 |
| Mei/May | 77 |
| Juni/June | 77 |
| Juli/July | 76 |
| Agustus/August | 75 |
| September/September | 74 |
| Oktober/October | 86 |
| November/November | 72 |
| Desember/December | 72 |

Sumber/Source : PT Telkom Cabang Lhokseumawe/Telkom Lhokseumawe

BANKING, COOPERATIVE, AND PRICES

Tabel 9..1.38 Jumlah Pelanggan *Indihome* di Lhokseumawe, 2020
Tabel Number of *Indihome* Subscribers in Lhokseumawe, 2020

| Bulan/ Month | Jumlah/ Total |
|-----------------------------|------------------|
| (1) | (2) |
| Januari/ <i>January</i> | 5 504 |
| Februari/ <i>February</i> | 5 522 |
| Maret/ <i>March</i> | 5 495 |
| April/ <i>April</i> | 5 627 |
| Mei/ <i>May</i> | 5 898 |
| Juni/ <i>June</i> | 5 978 |
| Juli/ <i>July</i> | 6 173 |
| Agustus/ <i>August</i> | 6 367 |
| September/ <i>September</i> | 6 579 |
| Oktober/ <i>October</i> | 6 672 |
| November/ <i>November</i> | 6 779 |
| Desember/ <i>December</i> | 6 790 |

Sumber/*Source*: PT Telkom Cabang Lhokseumawe/*Telkom Lhokseumawe*

10

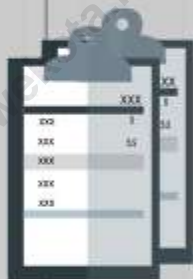

PENGELUARAN PENDUDUK

POPULATION EXPENDITURE

<https://lhokseumawe.kota.bps.go.id>

10. PENGELUARAN PENDUDUK

POPULATION EXPENDITURE



<https://lhokseumawekota.bps.go.id>

PENJELASAN TEKNIS

1. Rata-rata pengeluaran per kapita sebulan adalah biaya yang dikeluarkan untuk konsumsi semua anggota rumah tangga selama sebulan dibagi dengan banyaknya anggota rumah tangga. Pengeluaran untuk konsumsi makanan dihitung selama seminggu terakhir, sedangkan konsumsi bukan makanan dihitung sebulan dan setahun terakhir. Baik konsumsi makanan maupun bukan makanan selanjutnya dikonversikan ke dalam pengeluaran rata-rata sebulan. Angkakansumsi/pengeluaran rata-rata per kapita yang disajikan dalam publikasi ini diperoleh dari hasil bagi jumlah konsumsi seluruh rumah tangga (baik mengonsumsi makanan maupun tidak) terhadap jumlah penduduk.

2. Konsumsi kalori dan protein dihitung dengan mengalikan kuantitas setiap makanan yang dikonsumsi dengan nilai kandungan kalori dan protein setiap jenis makanan berdasarkan daftar konversi zat gizi.

TECHNICAL NOTES

1. *The Average Expenditure Per Capita A Month Is The Costs Incurred For Consumption*

All Household Members For A Month Divided By The Number Of Household Members

Stairs. Spending On Food Consumption Is Calculated During The Past Week,

While Non-Food Consumption Is Calculated In The Past Month And Year. Good Consumption

Food Or Non-Food Subsequently Is Converted Into Average Expenditure A Month. The Average Per Capita Consumption / Expenditure Figure Presented In This Publication Is Obtained From The Quotient Of The Total Consumption Of All Households (Good

Consume Food Or Not) Of The Population.

2. *Calorie And Protein Consumption Is Calculated By Multiplying The Quantity Of Each Food That Is*

Consumed With The Value Of Calories And Protein Content Of Each Type Of Food Based List Of Nutrient Conversion.

POPULATION EXPENDITURE

Tabel 10.1 RATA-RATA PENGELUARAN PER KAPITA SEBULAN MENURUT KELOMPOK KOMODITAS (RUPIAH) DI KOTA LHOEKSEUMAWE, / MONTHLY AVERAGE EXPENDITURE PER CAPITA BY COMMODITY GROUP (RUPIAH) IN LHOEKSEUMAWE MUNICIPALITY 2019-2020

| Kelompok Komoditas/Commodity Group | Tahun/Years | |
|--|-------------|-----------|
| | 2019 | 2020 |
| (1) | (3) | (4) |
| 1. Padi-padian | 73 192 | 59 711 |
| 2. Umbi-umbian | 4 089 | 4 198 |
| 3. Ikan/udang/ cumi/kerang | 74 574 | 78 317 |
| 4. Daging | 13 961 | 14 609 |
| 5. Telur dan susu | 26 507 | 39 089 |
| 6. Sayur-sayuran | 44 705 | 41 054 |
| 7. Kacang-kacangan | 7 156 | 6 142 |
| 8. Buah-buahan | 26 130 | 25 773 |
| 9. Minyak dan kelapa | 15 153 | 14 181 |
| 10. Bahan minuman | 16 704 | 14 838 |
| 11. Bumbu-bumbuan | 11 208 | 10 258 |
| 12. Konsumsi lainnya | 6 587 | 6 317 |
| 13. Makanan dan minuman jadi | 192 519 | 224 945 |
| 14. Rokok dan tembakau | 83 149 | 73 356 |
| Jumlah Makanan | 595 635 | 612 788 |
| 15. Perumahan dan fasilitas rumah tangga | 221 637 | |
| 16. Aneka barang dan jasa | 110 563 | 264 228 |
| 17. Pakaian, alas kaki, dan tutup kepala | 49 762 | 140 384 |
| 18. Barang tahan lama | 47 258 | 53 795 |
| 19. Pajak, pungutan, dan asuransi | 43 163 | 50 112 |
| 20. Keperluan pesta dan upacara/kenduri | 12 154 | 45 417 |
| Jumlah Non Makanan | 484 536 | 13 168 |
| Jumlah Pengeluaran Kota Lhokseumawe | 1 080 171 | 1 179 892 |

Sumber/Source : BPS Kota Lhokseumawe/BPS-Statistics of Lhokseumawe Municipality

Tabel 10.2 Persentase Pengeluaran per Kapita Sebulan Menurut Kelompok Komoditas (rupiah) di Kota Lhokseumawe, *Percentage of Monthly Average Expenditure Per Capita By Commodity Group (Rupiah) In Lhokseumawe Municipality, 2019-2020*

| Kelompok Komoditas/Commodity Group | Tahun/Years | |
|--|-------------|--------|
| | 2019 | 2020 |
| (1) | (3) | (4) |
| 1. Padi-padian | 12.29 | 9.74 |
| 2. Umbi-umbian | 0.69 | 0.69 |
| 3. Ikan/udang/ cumi/kerang | 12.52 | 12.78 |
| 4. Daging | 2.34 | 2.38 |
| 5. Telur dan susu | 4.45 | 6.38 |
| 6. Sayur-sayuran | 7.51 | 6.70 |
| 7. Kacang-kacangan | 1.20 | 1.00 |
| 8. Buah-buahan | 4.39 | 4.21 |
| 9. Minyak dan kelapa | 2.54 | 2.31 |
| 10. Bahan minuman | 2.80 | 2.42 |
| 11. Bumbu-bumbuan | 1.88 | 1.67 |
| 12. Konsumsi lainnya | 1.11 | 1.03 |
| 13. Makanan dan minuman jadi | 32.32 | 36.71 |
| 14. Rokok dan tembakau | 13.96 | 11.97 |
| Jumlah Makanan | 100.00 | 100.00 |
| 15. Perumahan dan fasilitas rumah tangga | 45.74 | 46.59 |
| 16. Aneka barang dan jasa | 22.82 | 24.75 |
| 17. Pakaian, alas kaki, dan tutup kepala | 10.27 | 9.49 |
| 18. Barang tahan lama | 9.75 | 8.84 |
| 19. Pajak, pungutan, dan asuransi | 8.91 | 8.01 |
| 20. Keperluan pesta dan upacara/kenduri | 2.51 | 2.32 |
| Jumlah Non Makanan | 100.00 | 100.00 |
| Jumlah Pengeluaran Kota Lhokseumawe | | |

Sumber/Source : BPS Kota Lhokseumawe/BPS-Statistics of Lhokseumawe Municipality

POPULATION EXPENDITURE

Tabel 10.3 Persentase Penduduk Menurut Kuintil Pengeluaran Per Kapita Sebulan di Kota Lhokseumawe, 2019 dan 2020/
Percentage of Population by Per Capita Spending Quintile a Month in Langsa Municipality, 2019 and 2020

| Kuintil Pengeluaran/ <i>Spending Quintile</i> | Tahun/Years | |
|---|-------------|--------|
| | 2019 | 2020 |
| (1) | (2) | (3) |
| 1 | 8.26 | 13.34 |
| 2 | 15.41 | 18.03 |
| 3 | 25.53 | 20.81 |
| 4 | 19.66 | 22.59 |
| 5 | 31.13 | 25.23 |
| Kota Lhokseumawe | 100.00 | 100.00 |

Sumber/Source : BPS Kota Lhokseumawe/BPS-Statistics of Lhokseumawe Municipality

11

PERDAGANGAN
TRADE

<https://lhokseumawekota.bps.go.id>

11. PERDAGANGAN / TRADE



Negara Asal : Thailand

<https://lhokseumawekota.bps.go.id>

PENJELASAN TEKNIS

1. Sistem pencatatan Statistik Ekspor dan Impor adalah "General Trade" dengan wilayah pencatatan meliputi seluruh wilayah kepabeanan Indonesia.
2. Pengesahan dokumen kepabeanan ekspor dan impor dilakukan oleh Bea dan Cukai berdasarkan Persetujuan Muat/Bongkar Barang.
3. Data ekspor berasal dari dokumen kepabeanan BC 3.0 atau yang disebut dokumen Pemberitahuan Ekspor Barang (PEB) yang diisi oleh eksportir.
4. Data impor berasal dari dokumen kepabeanan BC 2.0 atau yang disebut dokumen Pemberitahuan Impor Barang (PIB), Pemberitahuan Impor Barang Khusus (PIBK), Pemberitahuan Pabean Free Trade Zone (PPFTZ) dan dokumen kepabeanan BC 2.3 yang mencatat impor barang dari Luar Negeri ke Kawasan Berikat
5. Barang-barang yang dikirim ke luar negeri untuk diolah dicatat sebagai ekspor, sedangkan hasil olahan yang dikembalikan ke Indonesia dicatat sebagai impor.
6. Barang-barang luar negeri yang diolah di dalam negeri dicatat sebagai barang impor meskipun barang olahan tersebut akan kembali ke luar negeri.
7. Barang-barang yang tidak dicakup dalam pencatatan:
 - a. Pakaian dan barang-barang perhiasan penumpang.

TECHNICAL NOTES

1. *The recording of export and import statistics is based on General Trade System covering all Indonesian customs areas.*
2. *The legalization of customs export and import documents is conducted by the Customs and Excise Office.*
3. *The export data are compiled based on customs export documents BC 3.0 or known as Export Declarations (PEB), filled by exporters.*
4. *The import data are compiled based on customs import documents BC 2.0 or known as Import Declarations Form (PIB), Import Declarations Form for Special Commodity (PIBK), Customs Declaration Form for Free Trade Zone (PPFTZ), and customs import documents BC 2.3 which records import goods from foreign country to Bounded Zones Area.*
5. *Goods send abroad for processing purposes are recorded as export while its product sent to Indonesia are recorded as import*
6. *Foreign goods processed in Indonesia are still recorded as imports although the products will be sent to abroad.*
7. *The following goods are not included in the statistics:*
 - a. *Clothings and passengers' jewelry.*
 - b. *Luggage of passengers for own use, except refrigerators,*

- b. Barang-barang bawaan penumpang dari/ke luar negeri untuk dipakai sendiri, kecuali lemari es, pesawat televisi, dan sebagainya.
 - c. Barang-barang untuk keperluan perwakilan kedutaan suatu negara.
 - d. Barang-barang ekspedisi dan ekshibisi atau pameran.
 - e. Barang-barang untuk militer yang diimpor langsung oleh angkatan bersenjata
 - f. Pembungkus/peti kemas untuk diisi kembali.
 - g. Uang dan surat-surat berharga.
 - h. Barang-barang contoh
8. Sistem pengolahan dokumen impor/ekspor Indonesia adalah sistem "Carry Over" yaitu dokumen ditunggu selama satu bulan, setelah bulan berjalan, sedangkan dokumen-dokumen yang terlambat akan diolah pada bulan berikutnya. Dengan demikian dokumen bulan-bulan sebelumnya yang terlambat diterima dan masuk pada bulan berjalan, diperlakukan sebagai dokumen bulan pengolahan.
 9. Pelabuhan Muat adalah pelabuhan darimana barang diangkut ke luar negeri atau diekspor
 10. Negara tujuan adalah negara tujuan akhir yang diketahui untuk barang ekspor yang dikirim ke luar negeri
 11. Jenis komoditi adalah barang ekspor yang dicatat sesuai kode *Harmonized System* (HS)
 - television sets, etc.*
 - Goods imported/exported for the use of foreign representative countries/embassies.*
 - Goods for expeditions, and shows or exhibitions.*
 - Military goods directly imported by the Armed Forces.*
 - Packings/containers to be refilled.*
 - Bank notes and securities*
 - Sample goods*
 8. *The carry-over system is used in processing Indonesian export and import documents. Documents are processed one month after the current month, while those received later will be processed for the succeeding month. This means previous documents received in the current month will be treated as processed documents.*
 9. *Port of loading is port where the goods are transported out of the country or exported.*
 10. *Country of destination is country that is known to export goods sent abroad.*
 11. *Type commodity is exported goods recorded based on Harmonized System (HS) code.*

Tabel 11.1 Realisasi Ekspor Non-Migas Menurut Negara Tujuan, 2019
Tabel *Export of Non-Oil and Gas by Destination Country, 2019*

| | Negara Tujuan/ Destination Country | Komoditi/ Commodity | Satuan/ Unit | Nilai/Value (USD) |
|---|---------------------------------------|------------------------|-----------------|----------------------|
| | (1) | (2) | (3) | (4) |
| 1 | Thailand | Daun Nipah/Nypa Palm | 86 389 | 203 202 500 |
| 2 | Malaysia | Cocoa/Coklat | 86 434 | 203 787 500 |
| 3 | | | | |
| 4 | | | | |
| 5 | | | | |
| | Jumlah/ Total | | 172 823 | 406 990 000 |

Sumber/Source : Dinas Perindustrian, Perdagangan, Koperasi dan UKM Kota Lhokseumawe/
 Industry, Trade, Cooperation, Small and Medium Economic Sector Office of Lhokseumawe

TRADE

Tabel 11.2 Penyaluran Beras Golongan Anggaran Dasar Prinlog dan Di Luar Prinlog Perum Bulog Sub Divre Lhokseumawe (Kg), 2019
Rice Distribution by Prinlog and Non-Prinlog Regional Division Bulog of Lhokseumawe (Kg), 2019

| Bulan/ Month | TNI (Operasi) | Depsos/ Dinsos | Depkumham (LP/Rutan) | Deptrans | Polri | Jumlah/ Total |
|-------------------------|------------------|-------------------|-------------------------|----------|-------|------------------|
| (1) | (2) | (3) | (4) | (5) | (6) | (7) |
| Januari/ January | - | - | - | - | - | - |
| Februari/ February | - | - | - | - | - | - |
| Maret/ March | - | 2 000 | - | - | - | 2 000 |
| April/ April | - | - | - | - | - | - |
| Mei/ May | - | - | - | - | - | - |
| Juni/ June | - | - | - | - | - | - |
| Juli/ July | - | - | - | - | - | - |
| Agustus/ August | - | 2 000 | - | - | - | 1 000 |
| September/ September | - | - | - | - | - | - |
| Oktober/ October | - | - | - | - | - | - |
| November/ November | - | - | - | - | - | - |
| Desember/ December | - | - | - | - | - | - |
| Jumlah/ Total | - | - | - | - | - | 3 000 |

Sumber/Source: Perum Bulog Sub Divre Lhokseumawe/ Regional Division Bulog of Lhokseumawe

Tabel 11.3 Penyaluran Beras Di Luar Golongan Anggaran Perum Bulog Sub Divre Lhokseumawe (Kg), 2019
Rice Distribution by Outside Prinlog Regional Division Bulog of Lhokseumawe (Kg), 2019

| Bulan/ Month | CBP*) | Raskin | | Operasi Pasar CBP | Karyawan/ Pensiun Sub Drive | Trans |
|--------------------------|-------------------|----------------------|-----------------------|-------------------------|-----------------------------------|---------------------|
| | | RTS | KG | | | |
| (1) | (2) | (3) | (4) | (5) | (6) | (7) |
| Januari/ January | - | 96 307 | 963 070 | 242 810.00 | 240 | - |
| Februari/ February | - | 71 880 | 718 800 | 149 440.00 | 1 400 | - |
| Maret/ March | - | 217 041 | 2 170 410 | 633 488.43 | 1 310 | - |
| April/ April | - | 66 804 | 668 040 | - | 1 310 | - |
| Mei/ May | - | 29 503 | 295 030 | 2 000.00 | 1 330 | - |
| Juni/ June | - | 96 307 | 963 070 | - | 1 290 | - |
| Juli/ July | 8 700 | 96 307 | 963 070 | 3 890.00 | 1 270 | - |
| Agustus/ August | - | 96 307 | 963 070 | 5 890.00 | 1 270 | - |
| September/ September | - | 97 259 | 972 590 | 21 390.00 | 1 270 | 1 535.00 |
| Oktober/ October | - | 275 939 | 2 759 390 | 251 790.00 | 240 | 820.00 |
| November/ November | 9 800 | - | - | 272 900.00 | 2 340 | 1 535.00 |
| Desember/ December | 38 668 | - | - | 48 480.00 | 2 380 | 1 587.50 |
| Jumlah/ Total | 57 168 | 1 143 654 | 11 436 540 | 1 632 078.43 | 15 650 | 5 477.50 |

Sumber/Source: Perum Bulog Sub Divre Lhokseumawe/ Regional Division Bulog of Lhokseumawe

TRADE

Tabel 11.4 Jumlah Stock Beras di Gudang Perum Bulog Sub Divre Lhokseumawe Menurut Bulan (ton), 2019
Total Stock of Rice at Regional Division Bulog of Lhokseumawe By Month (tonnes), 2019

| | Bulan/ Month | Jumlah Stock/ Total Stock |
|----------------------|------------------|------------------------------|
| | (1) | (2) |
| Januari/ January | | 1 284 |
| Februari/ February | | 1 996 |
| Maret/ March | | 851 |
| April/ April | | 517 |
| Mei/ May | | 1 816 |
| Juni/ June | | 1 592 |
| Juli/ July | | 2 583 |
| Agustus/ August | | 3 612 |
| September/ September | | 10 563 |
| Oktober/ October | | 9 589 |
| November/ November | | 9 303 |
| Desember/ December | | 9 212 |
| | Jumlah/ Total | 52 918 |

Sumber/Source: Perum Bulog Sub Divre Lhokseumawe/ Regional Division Bulog of Lhokseumawe

Tabel 11.5 Pemasukan Beras Dari Luar Negeri (Import) pada Perum Bulog Sub Divre Lhokseumawe Menurut Bulan (Kg), 2019
Number of Imported Rice at Regional Division Bulog of Lhokseumawe By Month (Kg), 2019

| Bulan/ Month | Import Dari Negara | | | Total |
|----------------------|--------------------|-----------|-------|-----------|
| | Vietnam | Thailand | India | |
| (1) | (2) | (3) | (4) | (5) |
| Januari/ January | - | - | - | - |
| Februari/ February | - | - | - | - |
| Maret/ March | - | - | - | - |
| April/ April | - | - | - | - |
| Mei/ May | - | - | - | - |
| Juni/ June | - | - | - | - |
| Juli/ July | - | - | - | - |
| Agustus/ August | - | - | - | - |
| September/ September | - | 7 948 050 | - | 7 948 050 |
| Oktober/ October | - | 21 600 | - | 21 600 |
| November/ November | - | - | - | - |
| Desember/ December | - | - | - | - |
| Jumlah/ Total | - | 7 969 650 | - | 7 969 650 |

Sumber/Source: Perum Bulog Sub Divre Lhokseumawe/ Regional Division Bulog of Lhokseumawe

Tabel 11.6 Realisasi Pengadaan Beras dalam Negeri pada Perum Bulog Sub Divre Lhokseumawe Menurut Bulan (Kg), 2019
Procurement Domestic Rice by Regional Division Bulog of Lhokseumawe By Month (Kg), 2019

| Bulan/ Month | Masuk Melalui | | Total |
|--------------------------|-------------------------|----------------|----------------|
| | Mitra Kerja dan UPGB | Satgas | |
| (1) | (2) | (3) | (4) |
| Januari/ January | - | - | - |
| Februari/ February | - | - | - |
| Maret/ March | 70 000 | 200 000 | 270 000 |
| April/ April | - | 150 000 | 150 000 |
| Mei/ May | - | 30 000 | 30 000 |
| Juni/ June | - | - | - |
| Juli/ July | - | - | - |
| Agustus/ August | - | - | - |
| September/ September | - | - | - |
| Oktober/ October | - | 16 710 | 16 710 |
| November/ November | - | - | - |
| Desember/ December | - | - | - |
| Jumlah/ Total | 70 000 | 396 710 | 466 710 |

12

SISTEM NERACA REGIONAL
SYSTEM OF REGIONAL ACCOUNTS

<https://lhokseumawekota.bptspg.id>

<https://lhokseumawekota.bps.go.id>

12 SISTEM NERACA REGIONAL / SYSTEM OF REGIONAL ACCOUNTS

Perkembangan Produk Domestik Regional
Bruto Menurut Lapangan Usaha Atas Dasar
Harga Berlaku Tahun 2020

Rp 7 009 713.29 Juta

Laju Pertumbuhan
Produk Domestik Regional Bruto 2020



<https://lhokseumawekota.bps.go.id>

PENJELASAN TEKNIS

12. Penghitungan statistik neraca nasional mengikuti buku petunjuk yang diterbitkan oleh Perserikatan Bangsa Bangsa (PBB) dikenal sebagai Sistem Neraca Nasional (SNN). SNN adalah rekomendasi internasional tentang bagaimana menyusun ukuran aktivitas ekonomi yang sesuai dengan standar neraca baku yang didasarkan pada prinsip-prinsip ekonomi. Rekomendasi yang dimaksud dinyatakan dalam sekumpulan konsep, definisi, klasifikasi, dan aturan neraca yang disepakati secara internasional dalam mengukur indikator tertentu seperti Produk Domestik Bruto (PDB). Salah satu bentuk adaptasi pencatatan statistik nasional adalah melakukan perubahan tahun dasar PDB Indonesia dari tahun 2000 ke 2010. Perubahan tahun dasar PDB dilakukan seiring dengan mengadopsi rekomendasi PBB yang tertuang dalam Sistem Neraca Nasional 2008 (SNA 2008).
13. Produk Domestik Bruto pada tingkat nasional serta Produk Domestik Regional Bruto (PDRB) pada tingkat regional (provinsi) menggambarkan kemampuan suatu wilayah untuk menciptakan nilai tambah pada suatu waktu tertentu. Untuk menyusun PDB maupun PDRB digunakan 2 pendekatan, yaitu lapangan usaha

TECHNICAL NOTES

22. *The method used to estimate national accounts statistics is based on the standard guidelines formed by United Nation known as System of National Accounts (SNA). SNA is the internationally agreed standard set of recommendations on how to compile measures of economic activity in accordance with strict accounting conventions based on economic principles. The recommendations are expressed in term of a set of concepts, definitions, classifications and accounting rules that comprise the internationally agreed standard for measuring indicators such as Gross Domestic Product (GDP). One of the improvement in the national statistical system is to rebase GDP form base year 2000 to 2010 in order to capture current economic condition. It is in line with the United Nations (UN) recommendation on 2008 SNA.*
23. *The basic measure of the value added arising from economic activity is known as Gross Domestic Product at the national level and Gross Regional Domestic Product (GRDP) at the regional level (provinces/regencies/municipalities). To compile these statistics, two approaches have been used. i.e. "production approach" and*

dan pengeluaran. Keduanya menyajikan komposisi data nilai tambah dirinci menurut sumber kegiatan ekonomi (lapangan usaha) dan menurut komponen penggunaannya. PDB maupun PDRB dari sisi lapangan usaha merupakan penjumlahan seluruh komponen nilai tambah bruto yang mampu diciptakan oleh sektor-sektor ekonomi atas berbagai aktivitas produksinya. Sedangkan dari sisi pengeluaran menjelaskan tentang penggunaan dari nilai tambah tersebut.

14. PDB menurut lapangan usaha mengalami perubahan klasifikasi dari 9 lapangan usaha menjadi 17 lapangan usaha. PDB menurut lapangan usaha dirinci menurut total nilai tambah dari seluruh sektor ekonomi yang mencakup lapangan usaha Pertanian, Kehutanan, dan Perikanan; Pertambangan dan Penggalian; Industri Pengolahan; Pengadaan Listrik dan Gas; Pengadaan Air, Pengelolaan Sampah, Limbah dan Daur Ulang; Konstruksi; Perdagangan Besar dan Eceran, Reparasi Mobil dan Sepeda Motor; Transportasi dan Pergudangan; Penyediaan Akomodasi dan Makan Minum; Informasi dan Komunikasi; Jasa Keuangan dan Asuransi; Real Estat; Jasa Perusahaan; Administrasi Pemerintahan, Pertahanan dan Jaminan Sosial Wajib; Jasa Pendidikan; Jasa Kesehatan dan

“expenditure approach”. The first approach is to measure value added produced by various kinds of economic activities, while the second approach is to measure final uses of the country’s output. In other words, GDP/GRDP is the sum of total value added produced by all economic industries (activities) and the way of using it.

24. *GDP by industry classification changes from 9 sectors to 17 industries. GDP by industry is classified by types of economic activities such as Agriculture, Forestry and Fishing; Mining and Quarrying; Manufacturing; Electricity and Gas; Water supply, Sewerage, Waste Management and Remediation Activities; Construction; Wholesale and Retail Trade; Repair of Motor Vehicles and Motorcycles; Transportation and Storage; Accommodation and Food Service Activities; Information and Communication; Financial and Insurance Activities; Real Estate Activities; Business Activities; Public Administration; Defence and Compulsory Social Security; Education; Human Health and Social Work Activities; and Other Services Activities.*
25. *GDP by expenditure classification changes where consumption*

- Kegiatan Sosial; dan Jasa lainnya.
15. PDB menurut pengeluaran mengalami perubahan klasifikasi dimana pengeluaran konsumsi Lembaga Non Profit yang Melayani Rumah Tangga (LNPRT) yang sebelumnya termasuk bagian dari pengeluaran konsumsi rumah tangga menjadi komponen terpisah. Sehingga klasifikasi PDB menurut pengeluaran dirinci menjadi 7 komponen yaitu komponen pengeluaran konsumsi rumah tangga, pengeluaran konsumsi LNPRT, pengeluaran konsumsi pemerintah, pembentukan modal tetap bruto, perubahan inventori, ekspor barang dan jasa, dan impor barang dan jasa.
 16. Pengeluaran konsumsi rumah tangga mencakup berbagai pengeluaran konsumsi akhir rumah tangga atas barang dan jasa untuk memenuhi kebutuhan individu ataupun kelompok secara langsung. Pengeluaran rumah tangga di sini mencakup makanan dan minuman selain restoran; pakaian, alas kaki dan jasa perawatannya; perumahan dan perlengkapan rumah tangga; kesehatan dan pendidikan; transportasi dan komunikasi; restoran dan hotel serta lainnya.
 17. Pengeluaran Konsumsi Pemerintah terdiri dari Pengeluaran Konsumsi Individu dan Pengeluaran Konsumsi Kolektif. Barang dan jasa individu expenditure Non-profit Institutions Serving Households (NPISH) previously included as part of household consumption expenditure is taken out into separate component. So that, GDP by type of expenditures is classified into: household consumption expenditure, NPISH consumption expenditure, government consumption expenditure, gross fixed capital formation, changes in inventories, exports of goods and services, and imports of goods and services.
 26. Household consumption expenditures consist of expenditures incurred by households, which are used for both individual or collective needs. Household consumptions are classified into food and beverages other than restaurants; clothing, footwear, and related maintenance services; housing and household equipment; health and education; transport and communication; restaurants and hotels; and others.
 27. Government consumption expenditure consists of Individual Consumption Expenditure and Collective Consumption Expenditure. Individual goods and services are private goods and services, which the characteristics of private goods is a) Scarcity, that there is a scarcity/limited in number; b) Excludable consumption, the consumption of goods can be limited

merupakan barang dan jasa privat. dimana ciri-ciri barang privat adalah

a) Scarcity. yaitu ada kelangkaan/keterbatasan dalam jumlah; b) Excludable consumption. yaitu konsumsi suatu barang dapat dibatasi hanya pada mereka yang memenuhi persyaratan tertentu (biasanya harga); c) Rivalrous competition. yaitu konsumsi oleh satu konsumen akan mengurangi atau menghilangkan kesempatan pihak lain untuk melakukan hal serupa. Contoh barang dan jasa yang dihasilkan pemerintah dan tergolong sebagai barang dan jasa individu adalah jasa pelayanan kesehatan pemerintah di rumah sakit/puskesmas dan jasa pendidikan di sekolah/universitas negeri. Sedangkan barang dan jasa kolektif ekuivalen dengan barang publik yang memiliki ciri a) Non rivalry. yaitu penggunaan satu konsumen terhadap suatu barang tidak mengurangi kesempatan konsumen lain untuk juga mengkonsumsi barang tersebut; b) Non excludable. yaitu apabila suatu barang publik tersedia. maka tidak ada yang dapat menghalangi siapapun untuk memperoleh manfaat dari barang tersebut atau dengan kata lain setiap orang memiliki akses ke barang tersebut. Contoh barang dan jasa yang dihasilkan pemerintah dan tergolong sebagai barang dan jasa kolektif adalah jasa pertahanan yang dilakukan TNI dan keamanan yang dilakukan kepolisian.

only to those who meet certain requirements (usually the price); c) Rivalrous competition. ie consumption by the consumer will reduce or eliminate the chance of another party to do so. Examples of goods and services produced by government and classified as goods and services of individuals is the government health services in hospitals/health centers and education services in schools/universities. Collective goods and services equivalent to public goods characterized by a) Non-rivalry. namely the use of a consumer for an item does not reduce the chance of another consumer to also consume goods; b) Non-excludable. i.e. when a public good available. then nothing can hinder anyone to benefit from the goods or in other words everyone has access to the goods. Examples of goods and services produced by government and classified as collective goods and services is carried military defense services and the police's security.

28. *Gross Fixed Capital Formation (GFCF) includes procurement, manufacture, and the purchase of capital goods. Capital goods are goods which are used for the production process, durable or have a service life of more than one year such as buildings, machinery, and*

18. Pembentukan Modal Tetap Bruto (PMTB) mencakup pengadaan, pembuatan, dan pembelian barang modal. Barang modal dimaksud adalah barang-barang yang digunakan untuk proses produksi, tahan lama atau yang mempunyai umur pemakaian lebih dari satu tahun seperti bangunan, mesin-mesin dan alat angkutan. Termasuk pula di sini perbaikan besar (berat) yang sifatnya memperpanjang umur atau mengubah bentuk atau kapasitas barang modal tersebut. Pengeluaran barang modal untuk keperluan militer juga dicakup sebagai PMTB. Klasifikasi komponen PMTB dibagi menjadi 6 sub komponen yaitu Konstruksi; Mesin dan Peralatan; Kendaraan; Peralatan Lainnya; Cultivated Biological Resources (CBR) dan Produk Kekayaan Intelektual.
19. Ekspor barang dan jasa merupakan transaksi perdagangan barang dan jasa dari penduduk (residen) ke bukan penduduk (nonresiden). Impor barang dan jasa adalah transaksi perdagangan dari bukan penduduk ke penduduk. Ekspor atau impor barang terjadi pada saat terjadi perubahan hak kepemilikan barang antara penduduk dengan bukan penduduk (dengan atau tanpa perpindahan fisik barang tersebut). Pada PDB dengan tahun dasar 2010, ekspor dan impor barang dirinci menjadi nonmigas dan migas.

transportation equipment. Including here: huge improvement that are to extend the life or changing the shape or the capacity of the capital goods. Capital expenditures for military purposes are also covered as GFCF. GFCF component are classified into six sub-components: Construction; Machinery and Equipment; vehicle; Other equipment; Cultivated Biological Resources (CBR) and Intellectual Property Product.

29. *Exports of goods and services consist of transactions of goods and services from residents to non-residents. Imports of goods and services consist of transaction of goods and services from non-residents to residents. Exports and imports of goods occur when there are changes in ownership of goods between residents and non-residents (with or without physical movements of goods across frontiers). On the GDP at 2010 basic year, exports and imports of goods specified into non oil and gas and oil and gas.*
30. *GDP and its aggregations are presented in two forms: at current market prices and at constant base year market prices. In presenting current market prices, all aggregates are valued at current market prices, while base year constant market prices are shown by valuing all aggregates at fixed base year prices. Year of 2010 is*

20. Produk Domestik Bruto maupun agregat turunannya disajikan dalam 2 (dua) versi penilaian, yaitu atas dasar "harga berlaku" dan atas dasar "harga konstan". Disebut sebagai harga berlaku karena seluruh agregat dinilai dengan menggunakan harga pada tahun berjalan, sedangkan harga konstan penilaiannya didasarkan kepada harga satu tahun dasar tertentu. dalam publikasi ini digunakan harga tahun 2010.
21. Laju pertumbuhan Produk Domestik Bruto diperoleh dari perhitungan PDB atas dasar harga konstan. Diperoleh dengan cara mengurangi nilai PDB pada tahun ke-n terhadap nilai pada tahun ke n-1 (tahun sebelumnya), dibagi dengan nilai pada tahun ke n-1, dikalikan dengan 100 persen. Laju pertumbuhan menunjukkan perkembangan agregat pendapatan dari satu waktu tertentu terhadap waktu sebelumnya.
- used as the base year in this publication.*
31. *Growth rate of Gross Domestic Product is derived from GDP at constant market prices. It is obtained by subtracting the value of GDP year n with the value of GDP year n-1, divided by the value of GDP year n-1 then multiplied by 100 percent. The growth rate of GDP explains the income growth during the given period.*

Tabel 12.1 Produk Domestik Regional Bruto Menurut Lapangan Usaha Atas Dasar Harga Berlaku (Miliar Rupiah), 2016 - 2020
Gross Regional Domestic Product by Industrial Origin at Current Prices (Billion Rupiahs), 2016 - 2020

| Lapangan Usaha/ <i>Industrial Origin</i> | 2016 | 2017 | 2018 | 2019* | 2020** |
|--|---------|---------|---------|---------|---------|
| (1) | (2) | (3) | (4) | (5) | (6) |
| A Pertanian, Kehutanan, dan Perikanan/ <i>Agriculture, Forestry, and Fishing</i> | 663.60 | 716.66 | 773.16 | 833.99 | 895.15 |
| 1 Pertanian, Peternakan, Perburuan, dan Jasa Pertanian/ <i>Agriculture, Livestock, Hunting, and Agriculture Services</i> | - | - | - | - | - |
| a. Tanaman Pangan/ <i>Food Crops</i> | - | - | - | - | - |
| b. Tanaman Hortikultura/ <i>Horticultural Crops</i> | - | - | - | - | - |
| c. Tanaman Perkebunan/ <i>Plantation Crops</i> | - | - | - | - | - |
| d. Peternakan/ <i>Livestock</i> | - | - | - | - | - |
| e. Jasa Pertanian dan Perburuan / <i>Agriculture Services and Hunting</i> | - | - | - | - | - |
| 2 Kehutanan dan Penebangan Kayu / <i>Forestry and Logging</i> | - | - | - | - | - |
| 3 Perikanan/ <i>Fishing</i> | - | - | - | - | - |
| B Pertambangan dan Penggalian/ <i>Mining and Quarrying</i> | 32.89 | 33.77 | 31.42 | 31.04 | 32.95 |
| 1 Pertambangan Minyak, Gas, dan Panas Bumi/ <i>Crude Petroleum, Natural Gas, and Geothermal</i> | - | - | - | - | - |
| 2 Pertambangan Batubara dan Lignit/ <i>Coal and Lignite Mining</i> | - | - | - | - | - |
| 3 Pertambangan Bijih Logam/ <i>Iron Ore Mining</i> | - | - | - | - | - |
| 4 Pertambangan dan Penggalian Lainnya/ <i>Other Mining and Quarrying</i> | 0.00 | 0.00 | 0.00 | 0.00 | 0.00 |
| C Industri Pengolahan/ <i>Manufacturing</i> | 1414.68 | 1531.15 | 1647.17 | 1671.24 | 1672.12 |
| 1 Industri Batubara dan Pengilangan Migas/ <i>Manufacture of Coal and Refined Petroleum Products</i> | - | - | - | - | - |
| 2 Industri Makanan dan Minuman / <i>Manufacture of Food Products and Beverages</i> | - | - | - | - | - |
| 3 Industri Pengolahan Tembakau/ <i>Manufacture of Tobacco Products</i> | - | - | - | - | - |
| 4 Industri Tekstil dan Pakaian Jadi / <i>Manufacture of Textiles and Wearing Apparel</i> | - | - | - | - | - |
| 5 Industri Kulit, Barang dari Kulit, dan Alas Kaki/ <i>Manufacture of Leather and Related Products, and Footwear</i> | - | - | - | - | - |

SYSTEM OF REGIONAL ACCOUNTS

| Lapangan Usaha/ <i>Industrial Origin</i> | 2016 | 2017 | 2018 | 2019* | 2020** |
|---|-------|-------|-------|-------|--------|
| (1) | (2) | (3) | (4) | (5) | (6) |
| 6 Industri Kayu, Barang dari Kayu dan Gabus; dan Barang Anyaman dari Bambu, Rotan, dan Sejenisnya/ <i>Manufacture of Wood and Products of Wood and Cork; and Articles of Straw and Plaiting Materials</i> | - | - | - | - | - |
| 7 Industri Kertas dan Barang dari Kertas; Percetakan dan Reproduksi Media Rekaman / <i>Manufacture of Paper and Paper Products; Printing and Reproduction of Recorded Media</i> | - | - | - | - | - |
| 8 Industri Kimia, Farmasi, dan Obat Tradisional <i>Manufacture of Chemicals, Pharmaceuticals, and Botanical Products</i> | - | - | - | - | - |
| 9 Industri Karet; Barang dari Karet dan Plastik/ <i>Manufacture of Rubber; Rubber Products and Plastics Products</i> | - | - | - | - | - |
| 10 Industri Barang Galian bukan Logam <i>Manufacture of Other Non-Metallic Mineral Products</i> | - | - | - | - | - |
| 11 Industri Logam Dasar <i>Manufacture of Basic Metals</i> | - | - | - | - | - |
| 12 Industri Barang Logam; Komputer, Barang Elektronik, Optik; dan Peralatan Listrik/ <i>Manufacture of Fabricated Metal Products; Electronic, Computer, and Optical Products; and Electrical Equipment</i> | - | - | - | - | - |
| 13 Industri Mesin dan Perlengkapan <i>Manufacture of Machinery and Equipment</i> | - | - | - | - | - |
| 14 Industri Alat Angkutan <i>Manufacture of Transport Equipment</i> | - | - | - | - | - |
| 15 Industri Furnitur/ <i>Manufacture of Furniture</i> | - | - | - | - | - |
| 16 Industri Pengolahan Lainnya; Jasa Reparasi dan Pemasangan Mesin dan Peralatan <i>Other Manufacturing; Repair and Installation of Machinery and Equipment</i> | - | - | - | - | - |
| D Pengadaan Listrik dan Gas/ <i>Electricity and Gas</i> | 11.66 | 13.23 | 14.27 | 15.31 | 15.56 |
| 1 Ketenagalistrikan/ <i>Electricity</i> | - | - | - | - | - |
| 2 Pengadaan Gas dan Produksi Es <i>Manufacture of Gas and Production of Ice</i> | - | - | - | - | - |
| E Pengadaan Air; Pengelolaan Sampah, Limbah, dan Daur Ulang/ <i>Water Supply; Sewerage, Waste Management, and Remediation Activities</i> | 0.90 | 1.07 | 1.17 | 1.39 | 1.44 |

| Lapangan Usaha/ <i>Industrial Origin</i> | 2016 | 2017 | 2018 | 2019* | 2020** |
|---|---------|---------|---------|---------|---------|
| (1) | (2) | (3) | (4) | (5) | (6) |
| F Konstruksi/ <i>Construction</i> | 1229.44 | 1164.29 | 1203.06 | 1306.49 | 1375.49 |
| G Perdagangan Besar dan Eceran; Reparasi Mobil dan Sepeda Motor/ <i>Wholesale and Retail Trade;</i> <i>Repair of Motor Vehicles and Motorcycles</i> | 1791.55 | 1838.54 | 1893.36 | 1949.92 | 1889.92 |
| 1 Perdagangan Mobil, Sepeda Motor dan Reparasinya / <i>Wholesale and Retail Trade and Repair of Motor Vehicles and Motorcycles</i> | - | - | - | - | - |
| 2 Perdagangan Besar dan Eceran, Bukan Mobil dan Sepeda Motor/ <i>Wholesale and Retail Trade Except of Motor Vehicles and Motorcycles</i> | - | - | - | - | - |
| H Transportasi dan Pergudangan/ <i>Transportation and Storage</i> | 916.35 | 935.61 | 919.14 | 926.85 | 776.24 |
| 1 Angkutan Rel/ <i>Railways Transport</i> | - | - | - | - | - |
| 2 Angkutan Darat/ <i>Land Transport</i> | - | - | - | - | - |
| 3 Angkutan Laut/ <i>Sea Transport</i> | - | - | - | - | - |
| 4 Angkutan Sungai, Danau, dan Penyeberangan / <i>River, Lake, and Ferry Transport</i> | - | - | - | - | - |
| 5 Angkutan Udara/ <i>Air Transport</i> | - | - | - | - | - |
| 6 Pergudangan dan Jasa Penunjang Angkutan; Pos dan Kurir/ <i>Warehousing and Support Services for Transportation; Postal and Courier</i> | - | - | - | - | - |
| I Penyediaan Akomodasi dan Makan Minum/ <i>Accommodation and Food Service Activities</i> | 96.71 | 123.63 | 153.97 | 176.38 | 167.78 |
| 1 Penyediaan Akomodasi/ <i>Accommodation</i> | - | - | - | - | - |
| 2 Penyediaan Makan Minum/ <i>Food and Beverage Service Activities</i> | - | - | - | - | - |
| J Informasi dan Komunikasi <i>Information and Communication</i> | 264.95 | 273.71 | 268.65 | 279.51 | 313.01 |
| K Jasa Keuangan dan Asuransi <i>Financial and Insurance Activities</i> | 202.67 | 228.86 | 239.83 | 265.46 | 269.37 |
| 1 Jasa Perantara Keuangan <i>Financial Intermediary Services</i> | - | - | - | - | - |
| 2 Asuransi dan Dana Pensiun <i>Insurance and Pension Fund</i> | - | - | - | - | - |
| 3 Jasa Keuangan Lainnya/ <i>Other Financial Services</i> | - | - | - | - | - |
| 4 Jasa Penunjang Keuangan <i>Financial Supporting Service</i> | - | - | - | - | - |
| L Real Estat/ <i>Real Estate Activities</i> | 317.35 | 349.96 | 382.07 | 416.93 | 431.93 |
| M, N Jasa Perusahaan/ <i>Business Activities</i> | 71.31 | 76.90 | 83.80 | 89.59 | 90.59 |
| O Administrasi Pemerintahan, Pertahanan, dan | 305.59 | 334.12 | 359.41 | 387.56 | 404.46 |

SYSTEM OF REGIONAL ACCOUNTS

| Lapangan Usaha/ <i>Industrial Origin</i> | 2016 | 2017 | 2018 | 2019* | 2020** |
|--|---------|---------|---------|---------|---------|
| (1) | (2) | (3) | (4) | (5) | (6) |
| Jaminan Sosial Wajib/ <i>Public Administration and Defence; Compulsory Social Security</i> | | | | | |
| P Jasa Pendidikan/ <i>Education</i> | 95.29 | 105.82 | 117.64 | 135.48 | 147.48 |
| Q Jasa Kesehatan dan Kegiatan Sosial <i>Human Health and Social Work Activities</i> | 224.55 | 246.36 | 262.30 | 291.55 | 309.55 |
| R,S,T,U Jasa Lainnya/ <i>Other Services Activities</i> | 88.51 | 98.94 | 106.66 | 117.77 | 122.78 |
| A Nilai Tambah Bruto Atas Harga Dasar <i>Gross Value Added At Basic Price</i> | - | - | - | - | - |
| B Pajak Dikurang Subsidi Atas Produk <i>Taxes less Subsidies on Products</i> | - | - | - | - | - |
| C Produk Domestik Bruto <i>Gross Domestic Product</i> | 7728.90 | 8070.28 | 8456.72 | 8898.38 | 8917.52 |

Sumber/*Source* : Badan Pusat Statistik Kota Lhokseumawe/*BPS-Statistics of Lhokseumawe Municipality*

* Angka sementara / Preliminary Figures

** Angka sangat sementara / Very Preliminary Figures

Tabel 12.2 Produk Domestik Regional Bruto Menurut Lapangan Usaha Atas Dasar Harga Konstan (Miliar Rupiah), 2016- 2020
Gross Regional Domestic Product by Industrial Origin at Constant Prices (Billion Rupiahs), 2016 – 2020

| Lapangan Usaha/ <i>Industrial Origin</i> | 2016 | 2017 | 2018 | 2019 | 2020** |
|--|----------|----------|----------|----------|----------|
| (1) | (2) | (3) | (4) | (5) | (6) |
| A Pertanian, Kehutanan, dan Perikanan/ <i>Agriculture, Forestry, and Fishing</i> | 529.82 | 542.57 | 567.78 | 599.90 | 623.00 |
| 1 Pertanian, Peternakan, Perburuan, dan Jasa Pertanian/ <i>Agriculture, Livestock, Hunting, and Agriculture Services</i> | - | - | - | - | - |
| a. Tanaman Pangan/ <i>Food Crops</i> | - | - | - | - | - |
| b. Tanaman Hortikultura/ <i>Horticultural Crops</i> | - | - | - | - | - |
| c. Tanaman Perkebunan/ <i>Plantation Crops</i> | - | - | - | - | - |
| d. Peternakan/ <i>Livestock</i> | - | - | - | - | - |
| e. Jasa Pertanian dan Perburuan / <i>Agriculture Services and Hunting</i> | - | - | - | - | - |
| 2 Kehutanan dan Penebangan Kayu / <i>Forestry and Logging</i> | - | - | - | - | - |
| 3 Perikanan/ <i>Fishing</i> | - | - | - | - | - |
| B Pertambangan dan Penggalian/ <i>Mining and Quarrying</i> | - | - | - | - | - |
| 1 Pertambangan Minyak, Gas, dan Panas Bumi/ <i>Crude Petroleum, Natural Gas, and Geothermal</i> | - | - | - | - | - |
| 2 Pertambangan Batubara dan Lignit/ <i>Coal and Lignite Mining</i> | - | - | - | - | - |
| 3 Pertambangan Bijih Logam/ <i>Iron Ore Mining</i> | - | - | - | - | - |
| 4 Pertambangan dan Penggalian Lainnya/ <i>Other Mining and Quarrying</i> | - | - | - | - | - |
| C Industri Pengolahan/ <i>Manufacturing</i> | 1 301.45 | 1 154.62 | 1 201.65 | 1 288.99 | 1 315.36 |
| 1 Industri Batubara dan Pengilangan Migas/ <i>Manufacture of Coal and Refined Petroleum Products</i> | - | - | - | - | - |
| 2 Industri Makanan dan Minuman / <i>Manufacture of Food Products and Beverages</i> | - | - | - | - | - |
| 3 Industri Pengolahan Tembakau/ <i>Manufacture of Tobacco Products</i> | - | - | - | - | - |
| 4 Industri Tekstil dan Pakaian Jadi / <i>Manufacture of Textiles and Wearing Appare</i> | - | - | - | - | - |
| 5 Industri Kulit, Barang dari Kulit, dan Alas Kaki/ <i>Manufacture of Leather and Related Products, and Footwear</i> | - | - | - | - | - |
| 6 Industri Kayu, Barang dari Kayu dan | - | - | - | - | - |

SYSTEM OF REGIONAL ACCOUNTS

| Lapangan Usaha/ <i>Industrial Origin</i> | 2016 | 2017 | 2018 | 2019 | 2020** |
|---|-------|-------|-------|-------|--------|
| (1) | (2) | (3) | (4) | (5) | (6) |
| Gabus; dan Barang Anyaman dari Bambu, Rotan, dan Sejenisnya/ <i>Manufacture of Wood and Products of Wood and Cork; and Articles of Straw and Plaiting Materials</i> | | | | | |
| 7 Industri Kertas dan Barang dari Kertas; Percetakan dan Reproduksi Media Rekaman / <i>Manufacture of Paper and Paper Products; Printing and Reproduction of Recorded Media</i> | - | - | - | - | - |
| 8 Industri Kimia, Farmasi, dan Obat Tradisional <i>Manufacture of Chemicals, Pharmaceuticals, and Botanical Products</i> | - | - | - | - | - |
| 9 Industri Karet; Barang dari Karet dan Plastik <i>Manufacture of Rubber; Rubber Products and Plastics Products</i> | - | - | - | - | - |
| 10 Industri Barang Galian bukan Logam <i>Manufacture of Other Non-Metallic Mineral Products</i> | - | - | - | - | - |
| 11 Industri Logam Dasar <i>Manufacture of Basic Metals</i> | - | - | - | - | - |
| 12 Industri Barang Logam; Komputer, Barang Elektronik, Optik; dan Peralatan Listrik/ <i>Manufacture of Fabricated Metal Products; Electronic, Computer, and Optical Products; and Electrical Equipment</i> | - | - | - | - | - |
| 13 Industri Mesin dan Perlengkapan <i>Manufacture of Machinery and Equipment</i> | - | - | - | - | - |
| 14 Industri Alat Angkutan <i>Manufacture of Transport Equipment</i> | - | - | - | - | - |
| 15 Industri Furnitur/ <i>Manufacture of Furniture</i> | - | - | - | - | - |
| 16 Industri Pengolahan Lainnya; Jasa Reparasi dan Pemasangan Mesin dan Peralatan <i>Other Manufacturing; Repair and Installation of Machinery and Equipment</i> | - | - | - | - | - |
| D Pengadaan Listrik dan Gas/ <i>Electricity and Gas</i> | 11.93 | 12.45 | 13.32 | 14.16 | 14.56 |
| 1 Ketenagalistrikan/ <i>Electricity</i> | - | - | - | - | - |
| 2 Pengadaan Gas dan Produksi Es <i>Manufacture of Gas and Production of Ice</i> | - | - | - | - | - |
| E Pengadaan Air; Pengelolaan Sampah, | 0.63 | 0.69 | 0.73 | 0.87 | 0.89 |

| Lapangan Usaha/ <i>Industrial Origin</i> | 2016 | 2017 | 2018 | 2019 | 2020** |
|--|---------|---------|---------|---------|---------|
| (1) | (2) | (3) | (4) | (5) | (6) |
| Limbah,dan Daur Ulang/ <i>Water Supply; Sewerage,Waste Management, and Remediation Activities</i> | | | | | |
| F Konstruksi/ <i>Construction</i> | 994.92 | 933.18 | 948.91 | 1005.32 | 1046.31 |
| G Perdagangan Besar dan Eceran; Reparasi Mobil dan Sepeda Motor/ <i>Wholesale and Retail Trade; Repair of Motor Vehicles and Motorcycles</i> | 1515.85 | 1523.10 | 1546.12 | 1584.88 | 1523.88 |
| 1 Perdagangan Mobil, Sepeda Motor dan Reparasinya / <i>Wholesale and Retail Trade and Repair of Motor Vehicles and Motorcycles</i> | - | - | - | - | - |
| 2 Perdagangan Besar dan Eceran, Bukan Mobil dan Sepeda Motor/ <i>Wholesale and Retail Trade Except of Motor Vehicles and Motorcycles</i> | - | - | - | - | - |
| H Transportasi dan Pergudangan/ <i>Transportation and Storage</i> | 820.71 | 849.51 | 866.18 | 882.44 | 710.60 |
| 1 Angkutan Rel/ <i>Railways Transport</i> | - | - | - | - | - |
| 2 Angkutan Darat/ <i>Land Transport</i> | - | - | - | - | - |
| 3 Angkutan Laut/ <i>Sea Transport</i> | - | - | - | - | - |
| 4 Angkutan Sungai, Danau, dan Penyeberangan / <i>River, Lake, and Ferry Transport</i> | - | - | - | - | - |
| 5 Angkutan Udara/ <i>Air Transport</i> | - | - | - | - | - |
| 6 Pergudangan dan Jasa Penunjang Angkutan;Pos dan Kurir/ <i>Warehousing and Support Services for Transportation; Postal and Courier</i> | - | - | - | - | - |
| I Penyediaan Akomodasi dan Makan Minum/ <i>Accommodation and Food Service Activities</i> | 71.99 | 86.99 | 103.33 | 114.29 | 106.39 |
| 1 Penyediaan Akomodasi/ <i>Accommodation</i> | - | - | - | - | - |
| 2 Penyediaan Makan Minum/ <i>Food and Beverage Service Activities</i> | - | - | - | - | - |
| J Informasi dan Komunikasi <i>Information and Communication</i> | 249.80 | 257.35 | 258.76 | 267.30 | 300.30 |
| K Jasa Keuangan dan Asuransi <i>Financial and Insurance Activities</i> | 144.29 | 158.07 | 160.75 | 175.77 | 177.06 |
| 1 Jasa Perantara Keuangan <i>Financial Intermediary Services</i> | - | - | - | - | - |
| 2 Asuransi dan Dana Pensiun <i>Insurance and Pension Fund</i> | - | - | - | - | - |
| 3 Jasa Keuangan Lainnya/ <i>Other Financial Services</i> | - | - | - | - | - |
| 4 Jasa Penunjang Keuangan | - | - | - | - | - |

SYSTEM OF REGIONAL ACCOUNTS

| Lapangan Usaha/ Industrial Origin | 2016 | 2017 | 2018 | 2019 | 2020** |
|--|---------|---------|---------|---------|---------|
| (1) | (2) | (3) | (4) | (5) | (6) |
| <i>Financial Supporting Service</i> | | | | | |
| L Real Estat/ <i>Real Estate Activities</i> | 262.65 | 284.66 | 302.11 | 321.54 | 330.54 |
| M,N Jasa Perusahaan/ <i>Business Activities</i> | 60.52 | 64.18 | 68.49 | 71.93 | 72.13 |
| O Administrasi Pemerintahan, Pertahanan, dan Jaminan Sosial Wajib/ <i>Public Administration and Defence; Compulsory Social Security</i> | 248.96 | 266.25 | 281.25 | 293.02 | 292.52 |
| P Jasa Pendidikan/ <i>Education</i> | 77.78 | 83.03 | 89.60 | 96.37 | 99.77 |
| Q Jasa Kesehatan dan Kegiatan Sosial <i>Human Health and Social Work Activities</i> | 201.20 | 218.90 | 230.95 | 247.51 | 256.50 |
| R,S,T,U Jasa Lainnya/ <i>Other Services Activities</i> | 74.88 | 81.37 | 86.82 | 94.52 | 96.53 |
| A Nilai Tambah Bruto Atas Harga Dasar <i>Gross Value Added At Basic Price</i> | - | - | - | - | - |
| B Pajak Dikurang Subsidi Atas Produk <i>Taxes less Subsidies on Products</i> | - | - | - | - | - |
| C Produk Domestik Bruto <i>Gross Domestic Product</i> | 6450.41 | 6591.66 | 6840.71 | 7112.68 | 7009.71 |

Sumber/Source : Badan Pusat Statistik Kota Lhokseumawe/ *BPS-Statistics of Lhokseumawe Municipality*

* Angka sementara / Preliminary Figures

** Angka sangat sementara / Very Preliminary Figures

Tabel 12.3 Distribusi Persentase Produk Domestik Regional Bruto Menurut Lapangan Usaha Atas Dasar Harga Berlaku (Dengan Migas), 2016-2020

Percentage Distribution of Gross Regional Domestic Product by Industrial Origin at Current Prices (Oil & Gas Included), 2016-2020

| Lapangan Usaha/ <i>Industrial Origin</i> | 2016 | 2017 | 2018 | 2019 | 2020** |
|---|-------|-------|-------|-------|--------|
| (1) | (2) | (3) | (4) | (5) | (6) |
| A Pertanian, Kehutanan, dan Perikanan/ <i>Agriculture, Forestry, and Fishing</i> | 8.59 | 8.88 | 9.14 | 9.37 | 10.04 |
| 1 Pertanian, Peternakan, Perburuan, dan Jasa Pertanian/ <i>Agriculture, Livestock, Hunting, and Agriculture Services</i> | - | - | - | - | - |
| a. Tanaman Pangan/ <i>Food Crops</i> | - | - | - | - | - |
| b. Tanaman Hortikultura/ <i>Horticultural Crops</i> | - | - | - | - | - |
| c. Tanaman Perkebunan/ <i>Plantation Crops</i> | - | - | - | - | - |
| d. Peternakan/ <i>Livestock</i> | - | - | - | - | - |
| e. Jasa Pertanian dan Perburuan / <i>Agriculture Services and Hunting</i> | - | - | - | - | - |
| 2 Kehutanan dan Penebangan Kayu / <i>Forestry and Logging</i> | - | - | - | - | - |
| 3 Perikanan/ <i>Fishing</i> | - | - | - | - | - |
| B Pertambangan dan Penggalian/ <i>Mining and Quarrying</i> | 0.43 | 0.44 | 0.39 | 0.37 | 0.37 |
| 1 Pertambangan Minyak, Gas, dan Panas Bumi/ <i>Crude Petroleum, Natural Gas, and Geothermal</i> | - | - | - | - | - |
| 2 Pertambangan Batubara dan Lignit/ <i>Coal and Lignite Mining</i> | - | - | - | - | - |
| 3 Pertambangan Bijih Logam/ <i>Iron Ore Mining</i> | - | - | - | - | - |
| 4 Pertambangan dan Penggalian Lainnya/ <i>Other Mining and Quarrying</i> | - | - | - | - | - |
| C Industri Pengolahan/ <i>Manufacturing</i> | 19.82 | 18.30 | 18.97 | 19.48 | 18.78 |
| 1 Industri Batubara dan Pengilangan Migas/ <i>Manufacture of Coal and Refined Petroleum Products</i> | - | - | - | - | - |
| 2 Industri Makanan dan Minuman / <i>Manufacture of Food Products and Beverages</i> | - | - | - | - | - |
| 3 Industri Pengolahan Tembakau/ <i>Manufacture of Tobacco Products</i> | - | - | - | - | - |
| 4 Industri Tekstil dan Pakaian Jadi / <i>Manufacture of Textiles and Wearing Apparel</i> | - | - | - | - | - |
| 5 Industri Kulit, Barang dari Kulit, dan Alas Kaki / <i>Manufacture of Leather and Related Products, and Footwear</i> | - | - | - | - | - |

SYSTEM OF REGIONAL ACCOUNTS

| Lapangan Usaha/ <i>Industrial Origin</i> | 2016 | 2017 | 2018 | 2019 | 2020** |
|---|------|------|------|------|--------|
| (1) | (2) | (3) | (4) | (5) | (6) |
| 6 Industri Kayu, Barang dari Kayu dan Gabus; dan Barang Anyaman dari Bambu, Rotan, dan Sejenisnya/ <i>Manufacture of Wood and Products of Wood and Cork; and Articles of Straw and Plaiting Materials</i> | - | - | - | - | - |
| 7 Industri Kertas dan Barang dari Kertas; Percetakan dan Reproduksi Media Rekaman / <i>Manufacture of Paper and Paper Products; Printing and Reproduction of Recorded Media</i> | - | - | - | - | - |
| 8 Industri Kimia, Farmasi, dan Obat Tradisional <i>Manufacture of Chemicals, Pharmaceuticals, and Botanical Products</i> | - | - | - | - | - |
| 9 Industri Karet; Barang dari Karet dan Plastik <i>Manufacture of Rubber; Rubber Products and Plastics Products</i> | - | - | - | - | - |
| 10 Industri Barang Galian bukan Logam <i>Manufacture of Other Non-Metallic Mineral Products</i> | - | - | - | - | - |
| 11 Industri Logam Dasar <i>Manufacture of Basic Metals</i> | - | - | - | - | - |
| 12 Industri Barang Logam; Komputer, Barang Elektronik, Optik; dan Peralatan Listrik/ <i>Manufacture of Fabricated Metal Products; Electronic, Computer, and Optical Products; and Electrical Equipment</i> | - | - | - | - | - |
| 13 Industri Mesin dan Perlengkapan <i>Manufacture of Machinery and Equipment</i> | - | - | - | - | - |
| 14 Industri Alat Angkutan <i>Manufacture of Transport Equipment</i> | - | - | - | - | - |
| 15 Industri Furnitur/ <i>Manufacture of Furniture</i> | - | - | - | - | - |
| 16 Industri Pengolahan Lainnya; Jasa Reparasi dan Pemasangan Mesin dan Peralatan <i>Other Manufacturing; Repair and Installation of Machinery and Equipment</i> | - | - | - | - | - |
| D Pengadaan Listrik dan Gas/ <i>Electricity and Gas</i> | 0.12 | 0.15 | 0.16 | 0.17 | 0.17 |
| 1 Ketenagalistrikan/ <i>Electricity</i> | - | - | - | - | - |
| 2 Pengadaan Gas dan Produksi Es <i>Manufacture of Gas and Production of Ice</i> | - | - | - | - | - |
| E Pengadaan Air; Pengelolaan Sampah, Limbah, dan Daur Ulang/ <i>Water Supply; Sewerage, Waste Management, and Remediation</i> | 0.01 | 0.01 | 0.01 | 0.02 | 0.02 |

| Lapangan Usaha/ <i>Industrial Origin</i> | 2016 | 2017 | 2018 | 2019 | 2020** |
|---|-------|-------|-------|-------|--------|
| (1) | (2) | (3) | (4) | (5) | (6) |
| <i>Activities</i> | | | | | |
| F Konstruksi/ <i>Construction</i> | 15.91 | 14.43 | 14.23 | 14.68 | 15.42 |
| G Perdagangan Besar dan Eceran; Reparasi Mobil dan Sepeda Motor/ <i>Wholesale and Retail Trade;</i> | 23.18 | 22.78 | 22.39 | 21.91 | 21.19 |
| <i>Repair of Motor Vehicles and Motorcycles</i> | | | | | |
| 1 Perdagangan Mobil, Sepeda Motor dan Reparasinya / <i>Wholesale and Retail Trade and Repair of Motor Vehicles and Motorcycles</i> | - | - | - | - | - |
| 2 Perdagangan Besar dan Eceran, Bukan Mobil dan Sepeda Motor/ <i>Wholesale and Retail Trade Except of Motor Vehicles and Motorcycles</i> | - | - | - | - | - |
| H Transportasi dan Pergudangan/ <i>Transportation and Storage</i> | 11.86 | 11.59 | 10.87 | 10.42 | 8.70 |
| 1 Angkutan Rel/ <i>Railways Transport</i> | - | - | - | - | - |
| 2 Angkutan Darat/ <i>Land Transport</i> | - | - | - | - | - |
| 3 Angkutan Laut/ <i>Sea Transport</i> | - | - | - | - | - |
| 4 Angkutan Sungai, Danau, dan Penyeberangan / <i>River, Lake, and Ferry Transport</i> | - | - | - | - | - |
| 5 Angkutan Udara/ <i>Air Transport</i> | - | - | - | - | - |
| 6 Pergudangan dan Jasa Penunjang Angkutan; Pos dan Kurir/ <i>Warehousing and Support Services for Transportation; Postal and Courier</i> | - | - | - | - | - |
| I Penyediaan Akomodasi dan Makan Minum/ <i>Accommodation and Food Service Activities</i> | 1.25 | 1.53 | 1.82 | 1.98 | 1.88 |
| 1 Penyediaan Akomodasi/ <i>Accommodation</i> | - | - | - | - | - |
| 2 Penyediaan Makan Minum/ <i>Food and Beverage Service Activities</i> | - | - | - | - | - |
| J Informasi dan Komunikasi <i>Information and Communication</i> | 3.43 | 3.39 | 3.18 | 3.14 | 3.51 |
| K Jasa Keuangan dan Asuransi <i>Financial and Insurance Activities</i> | 2.62 | 2.84 | 2.84 | 2.98 | 3.02 |
| 1 Jasa Perantara Keuangan <i>Financial Intermediary Services</i> | - | - | - | - | - |
| 2 Asuransi dan Dana Pensiun <i>Insurance and Pension Fund</i> | - | - | - | - | - |
| 3 Jasa Keuangan Lainnya/ <i>Other Financial Services</i> | - | - | - | - | - |
| 4 Jasa Penunjang Keuangan <i>Financial Supporting Service</i> | - | - | - | - | - |
| L Real Estat/ <i>Real Estate Activities</i> | 4.11 | 4.34 | 4.52 | 4.69 | 4.84 |
| M, N Jasa Perusahaan/ <i>Business Activities</i> | 0.92 | 0.95 | 0.99 | 1.01 | 1.02 |

SYSTEM OF REGIONAL ACCOUNTS

| Lapangan Usaha/ Industrial Origin | 2016 | 2017 | 2018 | 2019 | 2020** |
|--|--------|--------|--------|--------|--------|
| (1) | (2) | (3) | (4) | (5) | (6) |
| O Administrasi Pemerintahan, Pertahanan, dan Jaminan Sosial Wajib/ <i>Public Administration and Defence; Compulsory Social Security</i> | 3.95 | 4.14 | 4.25 | 4.36 | 4.54 |
| P Jasa Pendidikan/ <i>Education</i> | 1.23 | 1.31 | 1.39 | 1.52 | 1.65 |
| Q Jasa Kesehatan dan Kegiatan Sosial <i>Human Health and Social Work Activities</i> | 2.91 | 3.05 | 3.10 | 3.28 | 3.47 |
| R,S,T,U Jasa Lainnya/ <i>Other Services Activities</i> | 1.15 | 1.23 | 1.26 | 1.32 | 1.38 |
| A Nilai Tambah Bruto Atas Harga Dasar <i>Gross Value Added At Basic Price</i> | - | - | - | - | - |
| B Pajak Dikurang Subsidi Atas Produk <i>Taxes less Subsidies on Products</i> | - | - | - | - | - |
| C Produk Domestik Bruto <i>Gross Domestic Product</i> | 100.00 | 100.00 | 100.00 | 100.00 | 100.00 |

Sumber/Source : Badan Pusat Statistik Kota Lhokseumawe/ *BPS-Statistics of Lhokseumawe Municipality*

* Angka sementara / Preliminary Figures

** Angka sangat sementara / Very Preliminary Figures

Tabel 12.4 Laju Pertumbuhan Produk Domestik Regional Bruto seri 2010 Menurut Lapangan Usaha, 2016-2020
Growth Rate of GRDP at Current Prices 2010 by Sector, 2016-2020

| Lapangan Usaha/ <i>Industrial Origin</i> | 2016 | 2017 | 2018 | 2019* | 2020** |
|--|--------|-------|-------|-------|--------|
| (1) | (2) | (3) | (4) | (5) | (6) |
| A Pertanian, Kehutanan, dan Perikanan/ <i>Agriculture, Forestry, and Fishing</i> | 2.60 | 2.41 | 4.65 | 5.66 | 3.85 |
| 1 Pertanian, Peternakan, Perburuan, dan Jasa Pertanian/ <i>Agriculture, Livestock, Hunting, and Agriculture Services</i> | - | - | - | - | - |
| a. Tanaman Pangan/ <i>Food Crops</i> | - | - | - | - | - |
| b. Tanaman Hortikultura/ <i>Horticultural Crops</i> | - | - | - | - | - |
| c. Tanaman Perkebunan/ <i>Plantation Crops</i> | - | - | - | - | - |
| d. Peternakan/ <i>Livestock</i> | - | - | - | - | - |
| e. Jasa Pertanian dan Perburuan / <i>Agriculture Services and Hunting</i> | - | - | - | - | - |
| 2 Kehutanan dan Penebangan Kayu / <i>Forestry and Logging</i> | - | - | - | - | - |
| 3 Perikanan/ <i>Fishing</i> | - | - | - | - | - |
| B Pertambangan dan Penggalian/ <i>Mining and Quarrying</i> | 1.88 | -7.13 | -4.09 | 3.37 | 2.53 |
| 1 Pertambangan Minyak, Gas, dan Panas Bumi/ <i>Crude Petroleum, Natural Gas, and Geothermal</i> | - | - | - | - | - |
| 2 Pertambangan Batubara dan Lignit/ <i>Coal and Lignite Mining</i> | - | - | - | - | - |
| 3 Pertambangan Bijih Logam/ <i>Iron Ore Mining</i> | - | - | - | - | - |
| 4 Pertambangan dan Penggalian Lainnya/ <i>Other Mining and Quarrying</i> | - | - | - | - | - |
| C Industri Pengolahan/ <i>Manufacturing</i> | -11.28 | 4.07 | 7.27 | 2.05 | 1.15 |
| 1 Industri Batubara dan Pengilangan Migas/ <i>Manufacture of Coal and Refined Petroleum Products</i> | - | - | - | - | - |
| 2 Industri Makanan dan Minuman / <i>Manufacture of Food Products and Beverages</i> | - | - | - | - | - |
| 3 Industri Pengolahan Tembakau/ <i>Manufacture of Tobacco Products</i> | - | - | - | - | - |
| 4 Industri Tekstil dan Pakaian Jadi / <i>Manufacture of Textiles and Wearing Apparel</i> | - | - | - | - | - |
| 5 Industri Kulit, Barang dari Kulit, dan Alas Kaki/ <i>Manufacture of Leather and Related Products, and Footwear</i> | - | - | - | - | - |

SYSTEM OF REGIONAL ACCOUNTS

| Lapangan Usaha/ <i>Industrial Origin</i> | 2016 | 2017 | 2018 | 2019* | 2020** |
|---|-------|------|------|-------|--------|
| (1) | (2) | (3) | (4) | (5) | (6) |
| 6 Industri Kayu, Barang dari Kayu dan Gabus; dan Barang Anyaman dari Bambu, Rotan, dan Sejenisnya/ <i>Manufacture of Wood and Products of Wood and Cork; and Articles of Straw and Plaiting Materials</i> | - | - | - | - | - |
| 7 Industri Kertas dan Barang dari Kertas; Percetakan dan Reproduksi Media Rekaman / <i>Manufacture of Paper and Paper Products; Printing and Reproduction of Recorded Media</i> | - | - | - | - | - |
| 8 Industri Kimia, Farmasi, dan Obat Tradisional <i>Manufacture of Chemicals, Pharmaceuticals, and Botanical Products</i> | - | - | - | - | - |
| 9 Industri Karet; Barang dari Karet dan Plastik <i>Manufacture of Rubber; Rubber Products and Plastics Products</i> | - | - | - | - | - |
| 10 Industri Barang Galian bukan Logam <i>Manufacture of Other Non-Metallic Mineral Products</i> | - | - | - | - | - |
| 11 Industri Logam Dasar <i>Manufacture of Basic Metals</i> | - | - | - | - | - |
| 12 Industri Barang Logam; Komputer, Barang Elektronik, Optik; dan Peralatan Listrik/ <i>Manufacture of Fabricated Metal Products; Electronic, Computer, and Optical Products; and Electrical Equipment</i> | - | - | - | - | - |
| 13 Industri Mesin dan Perlengkapan <i>Manufacture of Machinery and Equipment</i> | - | - | - | - | - |
| 14 Industri Alat Angkutan <i>Manufacture of Transport Equipment</i> | - | - | - | - | - |
| 15 Industri Furnitur/ <i>Manufacture of Furniture</i> | - | - | - | - | - |
| 16 Industri Pengolahan Lainnya; Jasa Reparasi dan Pemasangan Mesin dan Peralatan <i>Other Manufacturing; Repair and Installation of Machinery and Equipment</i> | - | - | - | - | - |
| D Pengadaan Listrik dan Gas/ <i>Electricity and Gas</i> | 29.30 | 4.40 | 6.95 | 6.31 | 2.84 |
| 1 Ketenagalistrikan/ <i>Electricity</i> | | | | | |
| 2 Pengadaan Gas dan Produksi Es <i>Manufacture of Gas and Production of Ice</i> | | | | | |
| E Pengadaan Air; Pengelolaan Sampah, Limbah, dan Daur Ulang/ <i>Water Supply; Sewerage, Waste Management, and Remediation</i> | 21.51 | 9.87 | 8.59 | 6.52 | 18.25 |

| Lapangan Usaha/ Industrial Origin | 2016 | 2017 | 2018 | 2019* | 2020** |
|---|-------|-------|-------|-------|--------|
| (1) | (2) | (3) | (4) | (5) | (6) |
| <i>Activities</i> | | | | | |
| F Konstruksi/ <i>Construction</i> | -4.60 | -6.21 | 1.69 | 5.94 | 4.08 |
| G Perdagangan Besar dan Eceran; Reparasi Mobil dan Sepeda Motor/ <i>Wholesale and Retail Trade; Repair of Motor Vehicles and Motorcycles</i> | 0.46 | 0.48 | 1.51 | 2.51 | -3.85 |
| 1 Perdagangan Mobil, Sepeda Motor dan Reparasinya / <i>Wholesale and Retail Trade and Repair of Motor Vehicles and Motorcycles</i> | - | - | - | - | - |
| 2 Perdagangan Besar dan Eceran, Bukan Mobil dan Sepeda Motor/ <i>Wholesale and Retail Trade Except of Motor Vehicles and Motorcycles</i> | - | - | - | - | - |
| H Transportasi dan Pergudangan/ <i>Transportation and Storage</i> | -2.30 | 3.51 | 1.96 | 1.88 | -19.47 |
| 1 Angkutan Rel/ <i>Railways Transport</i> | - | - | - | - | - |
| 2 Angkutan Darat/ <i>Land Transport</i> | - | - | - | - | - |
| 3 Angkutan Laut/ <i>Sea Transport</i> | - | - | - | - | - |
| 4 Angkutan Sungai, Danau, dan Penyeberangan / <i>River, Lake, and Ferry Transport</i> | - | - | - | - | - |
| 5 Angkutan Udara/ <i>Air Transport</i> | - | - | - | - | - |
| 6 Pergudangan dan Jasa Penunjang Angkutan; Pos dan Kurir/ <i>Warehousing and Support Services for Transportation; Postal and Courier</i> | - | - | - | - | - |
| I Penyediaan Akomodasi dan Makan Minum/ <i>Accommodation and Food Service Activities</i> | 13.13 | 20.83 | 18.79 | 10.61 | -6.91 |
| 1 Penyediaan Akomodasi/ <i>Accommodation</i> | - | - | - | - | - |
| 2 Penyediaan Makan Minum/ <i>Food and Beverage Service Activities</i> | - | - | - | - | - |
| J Informasi dan Komunikasi <i>Information and Communication</i> | 2.95 | 3.02 | 0.55 | 3.30 | 12.35 |
| K Jasa Keuangan dan Asuransi <i>Financial and Insurance Activities</i> | 8.80 | 9.55 | 1.70 | 9.34 | 0.73 |
| 1 Jasa Perantara Keuangan <i>Financial Intermediary Services</i> | - | - | - | - | - |
| 2 Asuransi dan Dana Pensiun <i>Insurance and Pension Fund</i> | - | - | - | - | - |
| 3 Jasa Keuangan Lainnya/ <i>Other Financial Services</i> | - | - | - | - | - |
| 4 Jasa Penunjang Keuangan <i>Financial Supporting Service</i> | - | - | - | - | - |
| L Real Estat/ <i>Real Estate Activities</i> | 8.24 | 8.38 | 6.13 | 6.43 | 2.80 |
| M, N Jasa Perusahaan/ <i>Business Activities</i> | 5.90 | 6.05 | 6.71 | 5.01 | 0.28 |

SYSTEM OF REGIONAL ACCOUNTS

| Lapangan Usaha/ <i>Industrial Origin</i> | 2016 | 2017 | 2018 | 2019* | 2020** |
|--|-------|------|------|-------|--------|
| (1) | (2) | (3) | (4) | (5) | (6) |
| O Administrasi Pemerintahan, Pertahanan, dan Jaminan Sosial Wajib/ <i>Public Administration and Defence; Compulsory Social Security</i> | 6.45 | 6.94 | 5.63 | 4.18 | -0.17 |
| P Jasa Pendidikan/ <i>Education</i> | 6.62 | 6.75 | 7.92 | 7.55 | 3.53 |
| Q Jasa Kesehatan dan Kegiatan Sosial <i>Human Health and Social Work Activities</i> | 7.56 | 8.80 | 5.51 | 7.17 | 3.63 |
| R,S,T,U Jasa Lainnya/ <i>Other Services Activities</i> | 8.80 | 8.67 | 6.70 | 8.88 | 2.12 |
| A Nilai Tambah Bruto Atas Harga Dasar <i>Gross Value Added At Basic Price</i> | - | - | - | - | - |
| B Pajak Dikurang Subsidi Atas Produk <i>Taxes less Subsidies on Products</i> | - | - | - | - | - |
| C Produk Domestik Bruto <i>Gross Domestic Product</i> | -1.52 | 2.19 | 3.78 | 3.98 | -1.45 |

Sumber/Source : Badan Pusat Statistik Kota Lhokseumawe/ *BPS-Statistics of Lhokseumawe Municipality*

* Angka sementara / Preliminary Figures

** Angka sangat sementara / Very Preliminary Figures

Tabel 12.5 Produk Domestik Regional Bruto Atas Dasar Harga Berlaku Menurut Pengeluaran (Juta Rupiah), 2015 – 2019
Gross Regional Domestic Product at Current Prices by Expenditure (Million Rupiah), 2015 - 2019

| JENIS PENGELUARAN/ TYPE OF EXPENDITURE | 2015 | 2016 | 2017 | 2018* | 2019** |
|---|-----------------|-----------------|-----------------|-----------------|-----------------|
| (1) | (2) | (3) | (4) | (5) | (6) |
| 1. Pengeluaran Konsumsi Rumah Tangga/ <i>Households Consumption Expenditure</i> | 3 789.58 | 4 024.17 | 4 284.17 | 4 501.30 | 4 780.72 |
| 2. Pengeluaran Konsumsi LNPRT/ <i>NPISHs Consumption Expenditure</i> | 84.65 | 92.59 | 102.19 | 110.64 | 122.64 |
| 3. Pengeluaran Konsumsi Pemerintah/ <i>Government Consumption Expenditure</i> | 1 522.08 | 1 390.57 | 1 401.13 | 1 427.61 | 1 545.05 |
| 4. Pembentukan Modal Tetap Bruto/ <i>Gross Fixed Capital Formation</i> | 3 957.96 | 3 874.98 | 3 635.47 | 3 843.48 | 4 210.93 |
| 5. Perubahan Inventori/ <i>Changes in Inventories</i> | - 3.58 | 27.71 | 122.45 | 76.24 | 98.57 |
| 6. Net Ekspor Barang dan Jasa / <i>Net Exports of Goods and Services</i> | -1 714.95 | -1 681.11 | -1 475.14 | -1 493.86 | -1 850.82 |
| Produk Domestik Regional Bruto /Gross Regional Domestic Product | 7 635.73 | 7 728.90 | 8 070.28 | 8 465.41 | 8 907.08 |

* Angka sementara / Preliminary Figures

** Angka sangat sementara / Very Preliminary Figures

Sumber/Source : Badan Pusat Statistik Kota Lhokseumawe/ *BPS-Statistics of Lhokseumawe Municipality*

Tabel 12.6 Produk Domestik Regional Bruto Atas Dasar Harga Konstan Menurut Pengeluaran (Juta Rupiah), 2015 – 2019
Gross Regional Domestic Product at Constant Prices by Expenditure (Million Rupiah), 2015 - 2019

| JENIS PENGELUARAN/ TYPE OF EXPENDITURE | 2015 | 2016 | 2017 | 2018* | 2019** |
|--|-----------------|-----------------|-----------------|-----------------|-----------------|
| (1) | (2) | (3) | (4) | (5) | (6) |
| 1. Pengeluaran Konsumsi Rumah Tangga/ <i>Households Consumption Expenditure</i> | 3 050.53 | 3 174.12 | 3 273.03 | 3 385.42 | 3 514.47 |
| 2. Pengeluaran Konsumsi LNPRT/ <i>NPISHs Consumption Expenditure</i> | 62.99 | 67.18 | 70.91 | 74.21 | 81.42 |
| 3. Pengeluaran Konsumsi Pemerintah/ <i>Government Consumption Expenditure</i> | 966.70 | 806.99 | 812.42 | 828.06 | 886.18 |
| 4. Pembentukan Modal Tetap Bruto/ <i>Gross Fixed Capital Formation</i> | 3 074.34 | 2 947.61 | 2 743.47 | 2 804.50 | 2 956.55 |
| 5. Perubahan Inventori/ <i>Changes in Inventories</i> | -2.76 | -17.16 | 20.99 | 98.35 | 118.52 |
| 6. Net Ekspor Barang dan Jasa / <i>Net Exports of Goods and Services</i> | -601.66 | -528.33 | -329.15 | -345.85 | -440.94 |
| Produk Domestik Regional Bruto /Gross Regional Domestic Product | 6 550.15 | 6 450.41 | 6 591.66 | 6 844.70 | 7 116.19 |

* Angka sementara / Preliminary Figures

** Angka sangat sementara / Very Preliminary Figures

Sumber/Source : Badan Pusat Statistik Kota Lhokseumawe/ *BPS-Statistics of Lhokseumawe Municipality*

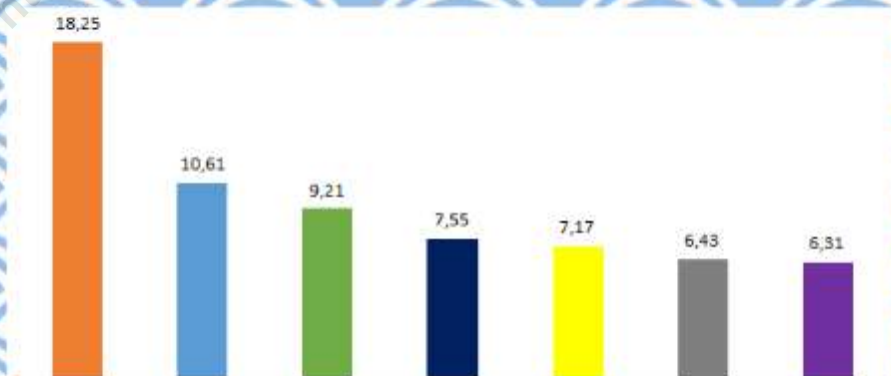
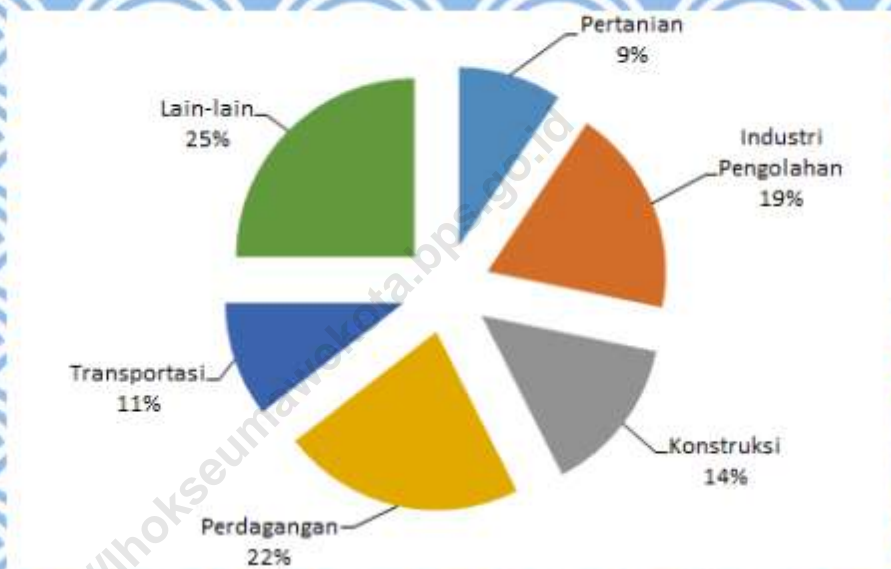
13

PERBANDINGAN ANTAR KABUPATEN/KOTA
REGENCY/MUNICIPAL COMPARISON

<https://lhokseumawekota.bpk.go.id>

<https://lhokseumawekota.bps.go.id>

13 PERBANDINGAN ANTAR KABUPATEN/KOTA / REGENCY/MUNICIPALITY COMPARISON



<https://lhokseumawekota.bps.go.id>

PENJELASAN TEKNIS

1. Laju pertumbuhan penduduk adalah angka yang menunjukkan persentase pertambahan penduduk dalam jangka waktu tertentu,
2. Laju Pertumbuhan PDB/PDRB adalah laju pertumbuhan produk domestik bruto (PDB) atas dasar harga konstan diperoleh dengan mengurangi nilai pada tahun ke n dengan nilai pada tahun ke (n-1) dibagi dengan nilai pada tahun ke (n-1) dikalikan dengan 100 persen, Laju pertumbuhan PDB /PDRB menunjukkan suatu tingkat perkembangan riil dari agregat pendapatan untuk masing masing tahun dibandingkan dengan tahun sebelumnya,
3. Indeks Pembangunan Manusia (IPM) merupakan indikator penting untuk mengukur keberhasilan dalam upaya membangun kualitas hidup manusia (masyarakat /penduduk), IPM dapat menentukan peringkat atau level pembangunan suatu wilayah/ negara, Bagi Indonesia, IPM merupakan data strategis karena selain sebagai ukuran kinerja Pemerintah, IPM juga digunakan sebagai salah satu alokator penentuan Dana Alokasi Umum (DAU),

TECHNICAL NOTES

1. *The rate of population growth is a number that represents the percentage of population growth in a given time period,*
2. *GDP Growth / GRDP is the growth rate of gross domestic product (GDP) at constant prices is obtained by subtracting the value in year n with the value in the year to the (n-1) divided by the value in the year to the (n-1) multiplied by 100 percent, The growth rate of the GDP / GRDP shows a level of real development of aggregate income for each year compared with the previous year,*
3. *Human Development Index (HDI) is an important indicator to measure success in the effort to build the quality of human life (community / population), IPM can rank or level of development of a region / country, For Indonesia, the HDI is strategic because in addition to the data as a measure of the Government's performance, IPM is also used as one allocator determining the General Allocation Fund (DAU)*

<https://lhokseumawekota.bps.go.id>

Tabel 13.1 Jumlah Penduduk Menurut Kabupaten/Kota Di Provinsi Aceh, 2016-2020
Tabel *Population by Regency/Municipality in Aceh Province, 2016-2020*

| | Kabupaten/Kota /Regency | 2016 | 2017 | 2018 | 2019 | 2020 |
|----|----------------------------|------------------|------------------|------------------|------------------|------------------|
| | (1) | (2) | (3) | (4) | (5) | (6) |
| 1 | Simeuleu | 90 291 | 91 372 | 92 393 | 93 228 | 92 865 |
| 2 | Aceh Singkil | 116 712 | 119 490 | 121 681 | 124 101 | 126 514 |
| 3 | Aceh Selatan | 228 603 | 231 893 | 235 115 | 238 081 | 232 414 |
| 4 | Aceh Tenggara | 204 468 | 208 481 | 212 417 | 216 495 | 220 860 |
| 5 | Aceh Timur | 411 279 | 419 594 | 427 567 | 436 081 | 422 401 |
| 6 | Aceh Tengah | 200 412 | 204 273 | 208 505 | 212 494 | 215 576 |
| 7 | Aceh Barat | 197 921 | 201 682 | 205 971 | 210 113 | 198 736 |
| 8 | Aceh Besar | 400 913 | 409 109 | 417 302 | 425 216 | 405 535 |
| 9 | Pidie | 425 974 | 432 599 | 439 131 | 444 976 | 435 275 |
| 10 | Bireuen | 443 627 | 453 224 | 461 726 | 471 635 | 436 418 |
| 11 | Aceh Utara | 593 492 | 602 554 | 611 435 | 619 407 | 602 793 |
| 12 | Aceh Barat Daya | 143 312 | 145 726 | 148 111 | 150 393 | 150 775 |
| 13 | Gayo Lues | 89 500 | 91 024 | 92 602 | 94 100 | 99 532 |
| 14 | Aceh Tamiang | 282 921 | 287 007 | 291 112 | 295 011 | 294 356 |
| 15 | Nagan Raya | 158 223 | 161 329 | 164 483 | 167 294 | 168 392 |
| 16 | Aceh Jaya | 87 622 | 89 618 | 91 087 | 92 892 | 93 159 |
| 17 | Bener Meriah | 139 890 | 142 526 | 145 086 | 148 175 | 161 342 |
| 18 | Pidie Jaya | 151 472 | 154 795 | 158 091 | 161 215 | 158 397 |
| 19 | Kota Banda Aceh | 254 904 | 259 913 | 265 111 | 270 321 | 252 899 |
| 20 | Kota Sabang | 33 622 | 33 978 | 34 571 | 34 874 | 41 197 |
| 21 | Kota Langsa | 168 820 | 171 574 | 174 318 | 176 811 | 185 971 |
| 22 | Kota Lhokseumawe | 195 186 | 198 980 | 203 284 | 207 202 | 188 713 |
| 23 | Kota Subulussalam | 77 084 | 78 725 | 80 215 | 81 417 | 90 751 |
| | Jumlah/Total | 5 001 953 | 5 096 248 | 5 189 466 | 5 281 314 | 5 274 871 |

Sumber: Badan Pusat Statistik Provinsi Aceh

Source: BPS-Statistics of Aceh Province

REGENCY/MUNICIPAL COMPARISON

Tabel 13.2 Laju Pertumbuhan Produk Domestik Regional Bruto Atas Dasar Harga Konstan Menurut Kabupaten/Kota Di Provinsi Aceh (persen), 2016-2020
Growth Rate of Gross Domestic Product Base on Constant Prices by Regency/Municipality in Aceh Province (percent), 2016-2020

| | Kabupaten/Kota /Regency | 2016 | 2017 | 2018 | 2019 | 2020 |
|----|-------------------------|-------------|-------------|-------------|-------------|--------------|
| | (1) | (2) | (3) | (4) | (5) | (6) |
| 1 | Simeuleu | 4.55 | 4.42 | 4.35 | 4.75 | 0.15 |
| 2 | Aceh Singkil | 4.16 | 3.92 | 3.99 | 4.19 | -1.16 |
| 3 | Aceh Selatan | 4.64 | 3.93 | 4.68 | 4.14 | -0.05 |
| 4 | Aceh Tenggara | 4.24 | 5.03 | 3.36 | 4.14 | -0.17 |
| 5 | Aceh Timur | 4.08 | 4.27 | 4.24 | 4.46 | 1.79 |
| 6 | Aceh Tengah | 4.59 | 4.05 | 4.14 | 3.26 | -1.21 |
| 7 | Aceh Barat | 2.92 | 13.23 | 10.16 | 4.86 | 1.87 |
| 8 | Aceh Besar | 4.05 | 4.01 | 4.09 | 4.31 | 0.31 |
| 9 | Pidie | 3.88 | 4.42 | 4.24 | 4.42 | -0.14 |
| 10 | Bireuen | 4.04 | 4.23 | 4.33 | 5.00 | -0.94 |
| 11 | Aceh Utara | 2.20 | 1.09 | 4.84 | 3.11 | 0.97 |
| 12 | Aceh Barat Daya | 4.56 | 4.46 | 4.61 | 4.74 | -0.52 |
| 13 | Gayo Lues | 4.13 | 4.70 | 2.18 | 1.01 | 0.88 |
| 14 | Aceh Tamiang | 4.21 | 4.04 | 4.34 | 4.53 | 0.42 |
| 15 | Nagan Raya | 4.05 | 3.95 | 4.35 | 5.99 | 3.54 |
| 16 | Aceh Jaya | 3.89 | 4.00 | 4.04 | 3.72 | -0.62 |
| 17 | Bener Meriah | 4.43 | 4.09 | 4.18 | 4.32 | 0.26 |
| 18 | Pidie Jaya | 3.70 | 5.80 | 4.67 | 4.08 | -1.11 |
| 19 | Kota Banda Aceh | 5.93 | 3.39 | 4.49 | 4.18 | -3.29 |
| 20 | Kota Sabang | 4.85 | 6.07 | 5.86 | 5.82 | -1.15 |
| 21 | Kota Langsa | 4.49 | 4.43 | 4.53 | 4.44 | -1.06 |
| 22 | Kota Lhokseumawe | 0.96 | 1.86 | 3.10 | 4.37 | -1.43 |
| 23 | Kota Subulussalam | 4.69 | 4.93 | 4.42 | 4.42 | 1.97 |

Sumber: Badan Pusat Statistik Provinsi Aceh

Source: BPS-Statistics of Aceh Province

PERBANDINGAN ANTAR KABUPATEN/KOTA

Tabel 13.3 Jumlah Penduduk Miskin Menurut Kabupaten/Kota Di Provinsi Aceh (ribu), 2016-2020
Number of Poor by Regency/Municipality in Aceh Province (ribu), 2016-2020

| Kabupaten/Kota /Regency | | 2016 | 2017 | 2018 | 2019 | 2020 |
|-------------------------|-------------------|---------------|---------------|---------------|---------------|---------------|
| (1) | | (2) | (3) | (4) | (5) | (6) |
| 1 | Simeuleu | 17.93 | 18.40 | 18.22 | 17.67 | 17.34 |
| 2 | Aceh Singkil | 25.09 | 26.27 | 25.74 | 25.66 | 25.43 |
| 3 | Aceh Selatan | 30.68 | 32.51 | 32.82 | 31.06 | 30.91 |
| 4 | Aceh Tenggara | 29.39 | 30.84 | 30.20 | 28.93 | 28.98 |
| 5 | Aceh Timur | 61.63 | 63.67 | 61.64 | 62.79 | 62.34 |
| 6 | Aceh Tengah | 33.16 | 34.24 | 32.31 | 32.78 | 32.48 |
| 7 | Aceh Barat | 40.11 | 40.72 | 39.56 | 39.29 | 39.06 |
| 8 | Aceh Besar | 62.03 | 62.72 | 60.08 | 58.90 | 59.70 |
| 9 | Pidie | 90.16 | 92.35 | 89.53 | 86.29 | 86.39 |
| 10 | Bireuen | 70.44 | 71.54 | 65.74 | 63.60 | 62.42 |
| 11 | Aceh Utara | 115.05 | 118.74 | 111.27 | 107.34 | 106.41 |
| 12 | Aceh Barat Daya | 25.73 | 26.57 | 25.23 | 24.36 | 24.21 |
| 13 | Gayo Lues | 19.48 | 19.91 | 19.09 | 18.63 | 18.42 |
| 14 | Aceh Tamiang | 40.88 | 42.01 | 41.21 | 39.35 | 38.93 |
| 15 | Nagan Raya | 30.31 | 31.06 | 31.06 | 29.93 | 29.99 |
| 16 | Aceh Jaya | 13.10 | 13.23 | 12.85 | 12.35 | 12.11 |
| 17 | Bener Meriah | 29.82 | 29.99 | 29.08 | 28.45 | 28.38 |
| 18 | Pidie Jaya | 31.94 | 33.60 | 31.72 | 30.97 | 31.39 |
| 19 | Kota Banda Aceh | 18.80 | 19.23 | 19.13 | 19.42 | 18.97 |
| 20 | Kota Sabang | 5.81 | 5.98 | 5.62 | 5.43 | 5.27 |
| 21 | Kota Langsa | 18.63 | 19.20 | 18.73 | 18.62 | 18.65 |
| 22 | Kota Lhokseumawe | 23.28 | 24.40 | 23.88 | 23.05 | 22.69 |
| 23 | Kota Subulussalam | 14.99 | 15.44 | 14.78 | 14.56 | 14.46 |
| Jumlah/Total | | 851.58 | 848.44 | 872.61 | 839.49 | 814.91 |

Sumber: Badan Pusat Statistik Provinsi Aceh

Source: BPS-Statistics of Aceh Province

REGENCY/MUNICIPAL COMPARISON

Tabel 13.4 Indeks Pembangunan Manusia Menurut Kabupaten/Kota Di Provinsi Aceh, 2016-2020
Human Development Index by Regency/Municipality in Aceh Province, 2016 - 2020

| Kabupaten/Kota /Regency | 2016 | 2017 | 2018 | 2019 | 2020 |
|-------------------------|--------------|--------------|--------------|--------------|--------------|
| (1) | (2) | (3) | (4) | (5) | (6) |
| 1 Simeuleu | 63.82 | 64.41 | 64.74 | 65.7 | 66.03 |
| 2 Aceh Singkil | 66.96 | 67.37 | 68.02 | 68.91 | 68.94 |
| 3 Aceh Selatan | 64.13 | 65.03 | 65.92 | 66.9 | 67.12 |
| 4 Aceh Tenggara | 67.48 | 68.09 | 68.67 | 69.36 | 69.37 |
| 5 Aceh Timur | 65.42 | 66.32 | 66.82 | 67.39 | 67.63 |
| 6 Aceh Tengah | 72.04 | 72.19 | 72.64 | 73.14 | 73.24 |
| 7 Aceh Barat | 69.26 | 70.20 | 70.47 | 71.22 | 71.38 |
| 8 Aceh Besar | 71.75 | 72.00 | 72.73 | 73.55 | 73.56 |
| 9 Pidie | 69.06 | 69.52 | 69.93 | 70.41 | 70.63 |
| 10 Bireuen | 70.21 | 71.11 | 71.37 | 72.27 | 72.28 |
| 11 Aceh Utara | 67.19 | 67.67 | 68.36 | 69.22 | 69.33 |
| 12 Aceh Barat Daya | 64.57 | 65.09 | 65.67 | 66.56 | 66.75 |
| 13 Gayo Lues | 64.26 | 65.01 | 65.88 | 66.87 | 67.22 |
| 14 Aceh Tamiang | 67.41 | 67.99 | 68.45 | 69.23 | 69.24 |
| 15 Nagan Raya | 67.32 | 67.78 | 68.15 | 69.11 | 69.18 |
| 16 Aceh Jaya | 67.70 | 68.07 | 68.83 | 69.74 | 69.75 |
| 17 Bener Meriah | 71.42 | 71.89 | 72.14 | 72.97 | 72.98 |
| 18 Pidie Jaya | 71.13 | 71.73 | 72.12 | 72.87 | 73.20 |
| 19 Kota Banda Aceh | 83.73 | 83.95 | 84.37 | 85.07 | 85.41 |
| 20 Kota Sabang | 73.36 | 74.10 | 74.82 | 75.77 | 75.78 |
| 21 Kota Langsa | 75.41 | 75.89 | 76.34 | 77.16 | 77.17 |
| 22 Kota Lhokseumawe | 75.78 | 76.34 | 76.62 | 77.3 | 77.31 |
| 23 Kota Subulussalam | 62.18 | 62.88 | 63.48 | 64.46 | 64.93 |
| ACEH | 69.45 | 70.00 | 70.60 | 71.19 | 71.99 |

Sumber: Badan Pusat Statistik Provinsi Aceh

Source: BPS-Statistics of Aceh Province

<https://lhokseumawekota.bps.go.id>



Sensus
Penduduk
2020

DATA

MENCERDASKAN BANGSA

Enlighten the Nation

<https://lkhokseumawekota.bps.go.id>



**BADAN PUSAT STATISTIK
KOTA LHOKEUMAWE**

Jln. Tgk Chik Di Tiro No. 5 Lancang Garam

Telp. (0645) 43441 / Fax. (0645) 630412

Website <http://lhokseumawekota.bps.go.id>

ISSN 2528-4878



9 772528 487007