

*Barru Regency In Figures*

# **KABUPATEN BARRU DALAM ANGKA**

# 2020

*Celebes Canyon-Barru*



**BADAN PUSAT STATISTIK  
KABUPATEN BARRU**  
*Statistics of Barru Regency*

*Barru Regency In Figures*

# **KABUPATEN BARRU DALAM ANGKA**

# **2020**



**KABUPATEN BARRU DALAM ANGKA**  
***Barru Regency in Figures***  
**2020**

ISSN: 0215-6547

No. Publikasi/*Publication Number*: 73100.2004

Katalog /*Catalog*: 1102001.7310

Ukuran Buku/*Book Size*: 14,8 cm x 21 cm

Jumlah Halaman/*Number of Pages* : xlvii + 381 hal/*pages*

Naskah/*Manuscript*:

BPS Kabupaten Barru

*BPS-Statistics of Barru Regency*

Penyunting/*Editor*:

BPS Kabupaten Barru

*BPS-Statistics of Barru Regency*

Desain Kover Oleh/*Cover Designed by*:

Seksi Integrasi Pengolahan dan Diseminasi Statistik

*Integrated Processing and Statistics Dissemination Section*

Ilustrasi Kover/*Cover Illustration*:

Celebes Canyon/*Celebes Canyon*

Diterbitkan oleh/*Published by*:

©BPS Kabupaten Barru/*BPS-Statistics of Barru Regency*

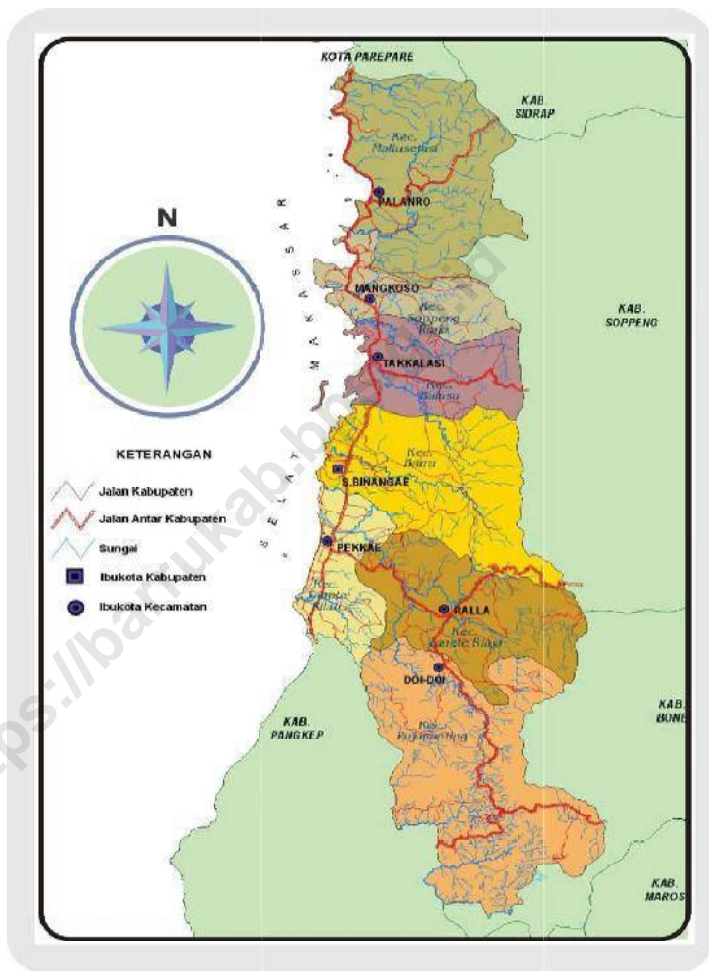
Dicetak oleh/*Printed by*:

UD.ARESO

Dilarang mengumumkan, mendistribusikan, mengomunikasikan, dan/atau menggandakan sebagian atau seluruh isi buku ini untuk tujuan komersil tanpa izin tertulis dari Badan Pusat Statistik.

*Prohibited to announce, distribute, communicate, and/or copy part or all of this book for commercial purpose without permission from BPS-Statistics Indonesia.*

## PETA WILAYAH KABUPATEN BARRU MAP OF BARRU REGENCY





**KEPALA BPS KABUPATEN BARRU**  
**CHIEF STATISTICIAN OF BARRU REGENCY**



**SUSWANTO, SE, MM**





## KATA PENGANTAR

Kabupaten Barru Dalam Angka 2020 merupakan publikasi tahunan yang diterbitkan oleh BPS Kabupaten Kabupaten Barru. Disadari bahwa publikasi ini belum sepenuhnya memenuhi harapan pihak pemakai data khususnya para perencana, namun diharapkan dapat membantu melengkapi penyusunan rencana pembangunan di Kabupaten Barru.

Publikasi ini dapat terwujud berkat kerja sama dan bantuan dari berbagai pihak baik instansi pemerintah maupun swasta. Kepada semua pihak yang telah memberikan bantuan disampaikan penghargaan dan terima kasih yang sebesar –besarnya.

Walaupun publikasi ini telah disiapkan sebaik-baiknya, namun disadari masih ada kekurangan dan kesalahan yang terjadi. Untuk perbaikan publikasi ini, tanggapan dan saran yang bersifat konstruktif dari para pemakai sangat diharapkan.

22 April 2020  
Kepala BPS  
Kabupaten Barru



**SUSWANTO, SE, MM**





## PREFACE

*Barru Regency in Figures 2020 is an annual publication written by BPS Regency of Kabupaten Barru. Honestly, this publication has not perfect yet and has not filled the user's hope, especially for the planners yet, but hopefully it can help to equip compilation of development planning in this new regency.*

*This comprehensive publication has been made possible with the assistance and contribution from several governmental institutions and private organizations. To all parties who have been involved in the preparation of this publication, I would like to express my sincerest appreciation and gratitude.*

*Comments and constructive suggestions for the improvement of this publication are always welcome.*

22, April 2020

Chief Statistician of  
Barru Regency

**SUSWANTO, SE, MM**

## DAFTAR ISI / CONTENTS

|  | Halaman<br>Page |
|--|-----------------|
| Kata Pengantar/ <i>Preface</i> .....   | vii             |
| Daftar Isi/ <i>Contents</i> .....  | ix              |
| Daftar Tabel/ <i>List of Tables</i> .....  | xi              |
| Daftar Gambar/ <i>List of Figures</i> .....  | xxxix           |
| Penjelasan Umum/ <i>Explanatory Notes</i> .....  | xliii           |
| Daftar Singkatan/ <i>List of Abbreviations</i> .....   | xlvi            |
| Statistik Kunci/ <i>Key Statistics</i> .....   | xlvii           |
| <br>   |                 |
| 1. Geografi dan Iklim/ <i>Geography and Climate</i> .....  | 1               |
| 2. Pemerintahan/ <i>Government</i> .....   | 19              |
| 3. Penduduk dan Ketenagakerjaan/ <i>Population and Employment</i> .....  | 47              |
| 4. Sosial dan Kesejahteraan Rakyat/ <i>Social and Welfare</i> .....  | 77              |
| 5. Pertanian, Kehutanan, Peternakan, dan Perikanan/ <i>Agriculture,<br/>Forestry, Livestock, and Fishery</i> ..... | 171             |
| 6. Industri, Pertambangan dan Energi/ <i>Industry, Mining and Energy</i> .....                                     | 255             |
| 7. Pariwisata/ <i>Tourism</i> .....  | 269             |
| 8. Transportasi dan Komunikasi/ <i>Transportation and Communication</i> .....                                      | 283             |
| 9. Perbankan, Koperasi dan Harga/ <i>Banking, Cooperatives and Price</i> .....                                     | 309             |
| 10. Pengeluaran Penduduk/ <i>Population Expenditure</i> .....  | 329             |
| 11. Perdagangan/ <i>Trade</i> .....  | 339             |
| 12. Sistem Neraca Regional/ <i>System of Regional Accounts</i> .....   | 349             |
| 13. Perbandingan Antar Kabupaten/Kota/ <i>Regency/Municipal Comparison</i> .....                                   | 371             |



## DAFTAR TABEL/LIST OF TABLES

|  | Halaman<br><i>Page</i> |
|--|------------------------|
| <b>1. GEOGRAFI DAN IKLIM/GEOGRAPHY AND CLIMATE .....</b>   | <b>1</b>               |
| <b>1.1 KEADAAN GEOGRAFI .....</b>  | <b>8</b>               |
| <b>GEOGRAPHY CONDITION .....</b>   | <b>8</b>               |
| 1.1.1 Luas Daerah dan Jumlah Pulau Menurut Kecamatan di Kabupaten Barru, (2019).....   | 8                      |
| <i>Total Area and Number of Islands by Subdistrict in Barru Regency, (2019) .....</i>  | 8                      |
| 1.1.2 Tinggi Wilayah dan Jarak Ke Ibukota Menurut Kecamatan di Kabupaten Barru, (2019) .....   | 10                     |
| <i>Altitude and Distance to The Capital by Subdistrict in Barru Regency, (2019).....</i>   | 10                     |
| 1.1.3 Sungai Yang Mengalir Menurut Daerah Aliran Sungai di Kabupaten Barru, (2019).....  | 11                     |
| <i>The River by Flowing Areas of River in Barru Regency, (2019).....</i>   | 11                     |
| 1.1.4 Luas Wilayah Berdasarkan Kemiringan Menurut Kecamatan di Kabupaten Barru (Km <sup>2</sup> ), (2019) .....                              | 12                     |
| <i>Area by The Slope by subdistrict in Barru Regency (km<sup>2</sup>), (2019) .....</i>  | 12                     |
| 1.1.5 Luas Wilayah Berdasarkan Ketinggian di Atas Permukaan Laut (DPL) Menurut Kecamatan di Kabupaten Barru (km <sup>2</sup> ), (2019) ..... | 13                     |
| <i>Area of Height Above Mean Sea Level (AMSL) by Subdistrict in Barru Regency (Km<sup>2</sup>), (2019) .....</i>                             | 13                     |
| 1.1.6 Tipe Tanah di Kabupaten Barru, (2019).....   | 14                     |
| <i>Type of Land in Barru Regency, (2019).....</i>  | 14                     |
| <b>1.2 IKLIM .....</b>   | <b>15</b>              |
| <b>CLIMATE .....</b>   | <b>15</b>              |
| 1.2.1 Pengamatan Unsur Iklim Menurut Bulan di Stasiun Klimatologi Maros Cabang Kabupaten Barru, (2019) .....                                 | 15                     |
| <i>Observation of Climate Elements by Month At Climatology Maros Station of Barru Branch, (2019) .....</i>                                   | 15                     |

|   | Halaman<br>Page |
|---|-----------------|
| <b>2. PEMERINTAHAN/GOVERNMENT .....</b>   | <b>19</b>       |
| <b>2.1 WILAYAH ADMINISTRATIF .....</b>  | <b>26</b>       |
| <b>ADMINISTRATIVE AREA .....</b>  | <b>26</b>       |
| 2.1.1 Jumlah Desa <sup>1</sup> /Kelurahan Menurut Kecamatan di Kabupaten Barru, (2015)–(2019) .....                               | 26              |
| <i>Number of Villages<sup>1</sup>/Kelurahan by Subdistrict in Barru Regency, (2015)–(2019) .....</i>                              | <i>26</i>       |
| 2.1.2 Jumlah Desa, Kelurahan, Lingkungan, Dusun, Rukun Tetangga Menurut Kecamatan di Kabupaten Barru, (2019).....                 | 27              |
| <i>Number of Villages, Kelurahan, Lingkungan, Dusun and Rukun Tetangga by Subdistrict in Barru Regency, (2019) .....</i>          | <i>27</i>       |
| 2.1.3 Klasifikasi Desa dan Kelurahan Menurut Kecamatan di Kabupaten Barru, (2019).....  | 28              |
| <i>Clasification of Villages by Subdistrict in Barru Regency, (2019) .....</i>  | <i>28</i>       |
| <b>2.2 DEWAN PERWAKILAN RAKYAT DAERAH .....</b>   | <b>29</b>       |
| <b>THE REGIONAL PEOPLES REPRESENTATIVE ASSEMBLY .....</b>   | <b>29</b>       |
| 2.2.1 Jumlah Anggota Dewan Perwakilan Rakyat Daerah Menurut Fraksi dan Jenis Kelamin di Kabupaten Barru, (2019) .....             | 29              |
| <i>Number of Regional Parlements Member by Fraction and Sex in Barru Regency, (2019) .....</i>                                    | <i>29</i>       |
| 2.2.2 Jumlah Keputusan dan Perda Dewan Perwakilan Rakyat Daerah di Kabupaten Barru, (2015)-(2019) .....                           | 30              |
| <i>Number of Decision and Regional Regulation of Regional Parlement in Barru Regency, (2015)-(2019) .....</i>                     | <i>30</i>       |
| <b>2.3 SUMBER DAYA MANUSIA.....</b>   | <b>31</b>       |
| <b>HUMAN RESOURCES .....</b>  | <b>31</b>       |
| 2.3.1 Jumlah Pegawai Negeri Sipil Menurut Jabatan dan Jenis Kelamin, Desember (2018) dan Desember (2019) di Kabupaten Barru ..... | 31              |
| <i>Number of Civil Servants by Occupation and Sex, Desember (2018) dan Desember (2019) in Barru Regency .....</i>                 | <i>31</i>       |

|            |  |           |
|------------|--|-----------|
| 2.3.2      | Jumlah Pegawai Negeri Sipil Menurut Tingkat Pendidikan dan Jenis Kelamin Desember (2018) dan Desember (2019) di Kabupaten Barru .....  | 33        |
|            | <i>Number of Civil Servants by Educational Level and Sex December (2018) and December (2019) in Barru Regency.....</i>                 | 33        |
| 2.3.3      | Jumlah Pegawai Negeri Sipil Menurut Tingkat Kepangkatan dan Jenis Kelamin Desember (2018) dan Desember (2019) di Kabupaten Barru ..... | 35        |
|            | <i>Number of Civil Servants by Hierarchy and Sex, December (2018) and December (2019) in Barru Regency.....</i>                        | 35        |
| 2.3.4      | Jumlah Pegawai Negeri Sipil Menurut Instansi dan Golongan, Desember (2018) dan Desember (2019) di Kabupaten Barru .....                | 37        |
|            | <i>Number of Civil Servants by Ministry and Hierarchy, December (2018) and December (2019) in Barru Regency.....</i>                   | 37        |
| <b>2.4</b> | <b>KEUANGAN PEMERINTAH .....</b>   | <b>39</b> |
|            | <b>GOVERNMENT FINANCE .....</b>  | <b>39</b> |
| 2.4.1      | Realisasi Pendapatan Pemerintah Kabupaten Barru Menurut Jenis Pendapatan (ribu rupiah), 2016-2019 .....                                | 39        |
|            | <i>Actual Barru Regency Government Revenues by Kind of Revenues (thousands rupiahs), 201 -2019 .....</i>                               | 39        |
| 2.4.2      | Realisasi Belanja Pemerintah Kabupaten Barru Menurut Jenis Belanja (ribu rupiah), 201 -2019.....                                       | 41        |
|            | <i>Actual Barru Regency Government Expenditure by Kind of Expenditure (thousands rupiahs), 201 -2019 .....</i>                         | 41        |
| 2.4.3      | Sumber Dana Proyek di Kabupaten Barru (juta rupiah), 201 -2019 .   | 43        |
|            | <i>Source of Project fund in Barru Regency (million rupiahs), 201 -2019...</i>   | 43        |
| <b>2.5</b> | <b>LAINNYA .....</b>   | <b>44</b> |
|            | <b>OTHERS .....</b>  | <b>44</b> |
| 2.5.1      | Jumlah Surat Nikah Yang Diterbitkan Menurut Kecamatan di Kabupaten Barru, 2015-2019.....   | 44        |
|            | <i>Number of Marriage Certificate by Subdistrict in Barru Regency, 2015-2019.....</i>  | 44        |

|   | Halaman<br>Page |
|---|-----------------|
| 2.5.2 Jumlah Sertifikat Tanah yang Diterbitkan Menurut Jenis Hak Atas Tanah di Kabupaten Barru, 2015-2019.....  | 45              |
| <i>Number of Land Certificate by Kind of Land Right in Barru Regency, 2015-2019</i> .....   | 45              |
| <b>3. PENDUDUK DAN KETENAGAKERJAAN/POPULATION AND EMPLOYMENT .....</b>  | <b>47</b>       |
| <b>3.1 PENDUDUK.....</b>  | <b>56</b>       |
| <b>POPULATION .....</b>   | <b>56</b>       |
| 3.1.1 Penduduk, Laju Pertumbuhan Penduduk Per Tahun, Distribusi Persentase Penduduk, Kepadatan Penduduk, Rasio Jenis Kelamin Penduduk Menurut Kecamatan di Kabupaten Barru, (2019)..... | 56              |
| <i>Population, Annual Population Growth Rate, Percentage Distribution of Population, Population Density, and Population Sex Ratio by Subdistrict in Barru Regency, (2019)</i> .....     | 56              |
| 3.1.2 Jumlah Penduduk, Rumah Tangga dan Rata-rata Anggota Rumah Tangga Menurut Kecamatan di Kabupaten Barru, (2019).....  | 59              |
| <i>Population, Household and Household Member Average by Subdistrict in Barru Regency, (2019)</i> .....   | 59              |
| 3.1.3 Persentase Penduduk Menurut Kelompok Umur (10 Tahunan) Menurut Jenis Kelamin di Kabupaten Barru, (2019).....  | 60              |
| <i>Percentage of Population by Age Group (10 Years) by Sex in Barru Regency, (2019)</i> .....   | 60              |
| 3.1.4 Jumlah Kelahiran Menurut Kecamatan dan Jenis Kelamin di Kabupaten Barru, (2019) .....   | 61              |
| <i>Number of Birth by Subdistrict and Sex in Barru Regency, (2019)</i> .....  | 61              |
| 3.1.5 Jumlah Kematian Menurut Kecamatan dan Jenis Kelamin di Kabupaten Barru, (2019) .....  | 62              |
| <i>Number of Death by Subdistrict and Sex in Barru Regency, (2019)</i> .....  | 62              |
| 3.1.6 Proyeksi Penduduk Menurut Kecamatan di Kabupaten Barru, (2015)- (2019) .....  | 63              |
| <i>Population Forecasting by Subdistrict in Barru Regency, (2015)- (2019)</i> .....   | 63              |
| 3.1.7 Persentase Penduduk 10 Tahun Keatas Menurut Status Perkawinan dan Jenis Kelamin di Kabupaten Barru, (2016)-(2019) .....   | 64              |

|            |  |           |
|------------|--|-----------|
|            | <i>Percentage of Population by Marriage Status and Sex in Barru Regency (2016)-(2019)</i> .....  | 64        |
| 3.1.8      | Persentase Penduduk Berumur 15 Tahun Keatas Menurut Pendidikan Tertinggi yang Ditamatkan dan Jenis Kelamin di Kabupaten Barru, (2019) .....                                    | 65        |
|            | <i>Percentage of Population 15 Years Old Over by Graduated School and Sex in Barru Regency, (2019)</i> .....   | 65        |
| <b>3.2</b> | <b>KETENAGAKERJAAN .....</b>   | <b>66</b> |
|            | <b>EMPLOYMENT .....</b>  | <b>66</b> |
| 3.2.1      | Jumlah Penduduk Berumur 15 Tahun Keatas Menurut Jenis Kegiatan Utama Selama Seminggu yang Lalu dan Jenis Kelamin di Kabupaten Barru, (2019) .....                              | 66        |
|            | <i>Population 15 Years Old and Over by Type of Activity During The Previous Week and Sex in Barru Regency, (2019)</i> .....  | 66        |
| 3.2.2      | Jumlah Penduduk Berumur 15 Tahun Keatas Menurut Pendidikan Tertinggi Yang Ditamatkan dan Jenis Kegiatan Selama Seminggu Yang Lalu di Kabupaten Barru, (2019) .....             | 67        |
|            | <i>Population 15 Years Old and Over by Educational Attainment and Type of Activity During The Previous Week in Barru Regency, (2019)</i> .....                                 | 67        |
| 3.2.3      | Jumlah Penduduk Berumur 15 Tahun Keatas yang Bekerja Selama Seminggu yang Lalu Menurut Status Pekerjaan Utama dan Jenis Kelamin di Kabupaten Barru, (2019) .....               | 69        |
|            | <i>Population 15 Years Old and Over Who Worked During The Previous Week by Main Employment Status and Sex in Barru Regency, (2019)</i> ...                                     | 69        |
| 3.2.4      | Jumlah Penduduk Berumur 15 Tahun Keatas yang Bekerja Selama Seminggu Yang Lalu Menurut Lapangan Pekerjaan Utama dan Jenis Kelamin di Kabupaten Barru, (2019) .....             | 70        |
|            | <i>Population 15 Years Old and Over Who Worked During The Previous Week by Main Industry and Sex in Barru Regency, (2019)</i> .....  | 70        |
| 3.2.5      | Jumlah Penduduk Berumur 15 Tahun Keatas yang Bekerja Selama Seminggu Yang Lalu Menurut Pendidikan Tertinggi yang Ditamatkan dan Jenis Kelamin di Kabupaten Barru, (2019) ..... | 71        |
|            | <i>Population 15 Years Old and Over Who Worked During The Previous</i>   |           |



|  | Halaman<br>Page |
|--|-----------------|
| <i>Week by Educational Attainment and Sex in Barru Regency, (2019)....</i>   | 71              |
| 3.2.6 Jumlah Angkatan Kerja Menurut Jenis Kegiatan Selama Seminggu Yang Lalu Di Kabupaten Barru, (2014)-(2019) .....   | 72              |
| <i>Economically Active Population by Type of Activity During The Previous Week in Barru Regency, (2014)-(2019) .....</i>   | 72              |
| 3.2.7 Jumlah Pencari Kerja Terdaftar, Lowongan Kerja Terdaftar dan Penempatan/Pemenuhan Tenaga Kerja Menurut Kecamatan dan Jenis Kelamin di Kabupaten Barru, (2019) .....      | 73              |
| <i>Number of Registered Job Applicants, Registered Job Vacancies and Placement of Workers by Subdistrict and Sex in Barru Regency, (2019)</i>                                  | 73              |
| <b>4. SOSIAL DAN KESEJAHTERAAN RAKYAT/SOCIAL AND WELFARE .....</b>   | <b>77</b>       |
| <b>4.1 PENDIDIKAN .....</b>  | <b>86</b>       |
| <b>EDUCATION .....</b>   | <b>86</b>       |
| 4.1.1 Jumlah Sekolah, Guru, dan Murid Taman Kanak-Kanak (TK) di Bawah Kementerian Pendidikan dan Kebudayaan Menurut Kecamatan di Kabupaten Barru, 2018/2019 dan 2019/2020..... | 86              |
| <i>Number of Schools, Teachers, and Pupils in Kindergarten Under The Ministry of Education and Culture by Subdistrict in Barru Regency, 2018/2019 and 2019/2020.....</i>       | 86              |
| 4.1.2 Jumlah Sekolah, Guru, dan Murid Raudatul Athfal (RA) di Bawah Kementerian Agama Menurut Kecamatan di Kabupaten Barru 2018/2019 dan 2019/2020 .....                       | 89              |
| <i>Number of Schools, Teachers, and Pupils in Raudatul Athfal (RA) Under The Ministry of Religious Affairs by Subdistrict in Barru Regency, 2018/2019 and 2019/2020.....</i>   | 89              |
| 4.1.3 Jumlah Sekolah, Guru, dan Murid Sekolah Dasar (SD) di Bawah Kementerian Pendidikan dan Kebudayaan Menurut Kecamatan di Kabupaten Barru ,2018/2019 dan 2019/2020 .....    | 90              |
| <i>Number of Schools, Teachers, and Pupils in Primary Schools Under The Ministry of Education and Culture by Subdistrict in Barru Regency 2018/2019 and 2019/2020.....</i>     | 90              |
| 4.1.4 Jumlah Sekolah, Guru, dan Murid Madrasah Ibtidaiyah (MI) di Bawah Kementerian Agama Menurut Kecamatan di Kabupaten   |                 |

|  | Halaman<br>Page |
|--|-----------------|
| Barru 2018/2019 dan 2019/2020 .....  | 93              |
| <i>Number of Schools, Teachers, and Pupils in Madrasah Ibtidaiyah (MI) Under The Ministry of Religious Affairs by Subdistrict in Barru Regency 2018/2019 and 2019/2020.....</i>          | 93              |
| 4.1.5 Jumlah Sekolah, Guru, dan Murid Sekolah Menengah Pertama (SMP) di Bawah Kementerian Pendidikan dan Kebudayaan Menurut Kecamatan di Kabupaten Barru 2018/2019 dan 2019/2020 .....   | 94              |
| <i>Number of Schools, Teachers, and Pupils in Junior High Schools Under The Ministry of Education and Culture by Subdistrict in Barru Regency 2018/2019 and 2019/2020.....</i>           | 94              |
| 4.1.6 Jumlah Sekolah, Guru, dan Murid Madrasah Tsanawiyah (MTs) di Bawah Kementerian Agama Menurut Kecamatan di Kabupaten Barru, 2018/2019 dan 2019/2020.....                            | 97              |
| <i>Number of Schools, Teachers, and Pupils in Madrasah Tsanawiyah (MTs) Under The Ministry of Religious Affairs by Subdistrict in Barru Regency, 2018/2019 and 2019/2020.....</i>        | 97              |
| 4.1.7 Jumlah Sekolah, Guru, dan Murid Sekolah Menengah Atas (SMA) di Bawah Kementerian Pendidikan dan Kebudayaan Menurut Kecamatan Di Kabupaten Barru 2018/2019 dan 2019/2020 .....      | 98              |
| <i>Number of Schools, Teachers, and Pupils in Senior High Schools Under The Ministry of Education and Culture by Subdistrict in Barru Regency, 2018/2019 and 2019/2020.....</i>          | 98              |
| 4.1.8 Jumlah Sekolah, Guru, dan Murid Sekolah Menengah Kejuruan (SMK) di Bawah Kementerian Pendidikan dan Kebudayaan Menurut Kecamatan di Kabupaten Barru, 2018/2019 dan 2019/2020 ..... | 101             |
| <i>Number of Schools, Teachers, and Pupils in Vocational High Schools Under The Ministry of Education and Culture by Subdistrict in Barru Regency, 2018/2019 and 2019/2020.....</i>      | 101             |
| 4.1.9 Jumlah Sekolah, Guru, dan Murid Madrasah Aliyah (MA) di Bawah Kementerian Agama Menurut Kecamatan di Kabupaten Barru 2018/2019 dan 2019/2020 .....                                 | 104             |
| <i>Number of Schools, Teachers, and Pupils in Madrasah Aliyah (MA) Under the Ministry of Religious Affairs by Subdistrict in Barru Regency, 2018/2019 and 2019/2020.....</i>             | 104             |

|   | Halaman<br>Page |
|---|-----------------|
| 4.1.10 Jumlah Desa <sup>1</sup> /Kelurahan yang Memiliki Fasilitas Sekolah Menurut Kecamatan dan Tingkat Pendidikan di Kabupaten Barru, (2014)– (2019) .....          | 105             |
| <i>Number of Villages<sup>1</sup> Having Educational Facilities by Subdistrict and Educational Level in Barru Regency, (2014)– (2019)</i> .....                       | 105             |
| 4.1.11 Angka Partisipasi Sekolah (APS), Angka Partisipasi Murni (APM) dan Angka Partisipasi Kasar (APK) Menurut Jenjang Pendidikan di Kabupaten Barru, 2017-2019..... | 110             |
| <i>School Enrollment Rate, Net Enrollment Rate dan Gross Enrollment Rate by Educational Level in Barru Regency, 2017- 2019</i> .....                                  | 110             |
| 4.1.12 Persentase Penduduk Berumur 15 Tahun Keatas yang Melek Huruf Menurut Kelompok Umur di Kabupaten Barru 2018 - 2019 .....  | 111             |
| <i>Percentage of Literate People Aged 15 Years and Over by Age Group in Barru Regency, 2018- 2019</i> .....   | 111             |
| 4.1.13 Jumlah Perguruan Tinggi, Mahasiswa dan Tenaga Edukatif (Negeri dan Swasta) Menurut Kecamatan di Kabupaten Barru 2019 .....                                     | 112             |
| <i>Number of Universities, Students and Educational Staff (Public and Private) by Subdistrict in Barru Regency, 2019</i> .....  | 112             |
| 4.1.14 Angka Harapan Lama Sekolah dan Rata-rata Lama Sekolah di Kabupaten Barru, 2014-2019.....   | 113             |
| <i>Number of Expected Years of Schooling and Mean Years of Schooling in Barru Regency, 2014-2019</i> .....  | 113             |
| 4.1.15 Jumlah Gugus Depan dan Anggota Pramuka Yang Sudah Dilantik di Kabupaten Barru Menurut Kecamatan Keadaan Bulan Desember 2019 .....                              | 114             |
| <i>Number of Front Cluster and Scout Members Who Have Been Inaugurated in Barru Regency by Subdistrict in December 2019</i> .....                                     | 114             |
| <b>4.2 KESEHATAN .....</b>  | <b>116</b>      |
| <b>HEALTH.....</b>  | <b>116</b>      |
| 4.2.1 Jumlah Desa <sup>1</sup> /Kelurahan Yang Memiliki Sarana Kesehatan Menurut Kecamatan di Kabupaten Barru, (2014)–(2019).....                                     | 116             |
| <i>Number of Villages<sup>1</sup> Having Health Facilities by Subdistrict in Barru Regency, (2014)–(2019)</i> .....   | 116             |

|        | Halaman<br>Page   |     |
|--------|---|-----|
| 4.2.2  | Jumlah Tenaga Kesehatan Menurut Kecamatan di Kabupaten Barru, (2019) .....  | 122 |
|        | <i>Number of Medical Personnel by Subdistrict in Barru Regency, (2019)..</i>  | 122 |
| 4.2.3  | Persentase Penduduk yang Mempunyai Keluhan Kesehatan Selama Sebulan Terakhir Menurut Kecamatan di Kabupaten Barru, (2014)–(2019) .....  | 123 |
|        | <i>Percentage of People Who Had Health Complaint During a Month Prior to The Survey by Subdistrict in Barru Regency, (2014)–(2019) .....</i>  | 123 |
| 4.2.4  | Jumlah Rumah Sakit Umum, Rumah Sakit Khusus, Rumah Sakit/Rumah Bersalin, Puskesmas, Klinik/Balai Kesehatan, Posyandu, dan Polindes Menurut Kecamatan di Kabupaten Barru, (2018) dan (2019) .....                          | 124 |
|        | <i>Number of General Hospital, Special Hospital, Maternity Hospital and Public Health Center, Medical Clinic, Integrated Service Post, Village maternity Cottage by Subdistrict in Barru Regency, (2018) and (2019)..</i> | 124 |
| 4.2.5  | Jumlah Kasus Penyakit Menurut Kecamatan di Kabupaten Barru(2019).....   | 127 |
|        | <i>Number of Disease Cases by Subdistrict in Barru Regency , (2019) .....</i>   | 127 |
| 4.2.6  | Jumlah Dokter Spesialis, Dokter Umum dan Dokter Gigi Menurut Sarana Pelayanan Kesehatan di Kabupaten Barru(2019) .....  | 128 |
|        | <i>Number of Specialist Doctor, Generalist Doctor and Dentist by Type of Health Facilities in Barru Regency , (2019) .....</i>  | 128 |
| 4.2.7  | Jumlah Balita Yang Pernah Mendapat Imunisasi Menurut Kecamatan dan Jenis Imunisasi di Kabupaten Barru(2019) .....   | 129 |
|        | <i>Number of Children Under five Years Old Who Had Immunization by Subdistrict and Type of Immunization in Barru Regency , (2019) .....</i>   | 129 |
| 4.2.8  | Jumlah Kasus 10 Penyakit Terbanyak di Kabupaten Barru, (2015)-(2019) .....  | 130 |
|        | <i>Number Cases of The 10 Most Disease in Barru Regency, (2015)-(2019) (2019) .....</i>   | 130 |
| 4.2.9  | Jumlah Bayi Lahir, Bayi Berat Badan Lahir Rendah (BBLR), BBLR Dirujuk dan Bergizi Buruk di Kabupaten Barru, (2014)–(2019).....  | 131 |
|        | <i>Number of Birth, Babies With Low Birth Weight (LBW), Treated LBW and Mal Nutrition Cases in Barru Regency, (2014)-(2019) .....</i>   | 131 |
| 4.2.10 | Jumlah Ibu Hamil Melakukan Kunjungan K1, Melakukan Kunjungan  |     |

|  | Halaman<br>Page |
|--|-----------------|
| K4, Kurang energi Kronis (KEK) dan Mendapat Tablet Zat Besi di Kabupaten Barru, (2014)-(2019) .....  | 132             |
| <i>Number of Pregnant Women, Those With One Visit and four Visit of Antenatal Care, Chronic Energy Deficiency (CED) and Receiving Iron Supplement in Barru Regency, (2014)- (2019) .....</i> | <i>132</i>      |
| 4.2.11 Jumlah Kasus HIV/AIDS, IMS, DBD, Diare, TBC dan Malaria Menurut Kecamatan di Kabupaten Barru(2019) .....  | 133             |
| <i>Number of Cases of HIV/AIDS, Sexually Transmitted Infection, Dengue Fever, Diarrhea and Tuberculosis by Subdistrict in Barru Regency, (2019) .....</i>                                    | <i>133</i>      |
| 4.2.12 Jumlah Klinik Keluarga Berencana (KB) dan Pos Pelayanan Keluarga Berencana Desa (PPKBD) Menurut Kecamatan di Kabupaten Barru(2019).....   | 134             |
| <i>Number of Family Planning Clinic and Village Family Planning Service Units by Subdistrict in Barru Regency, (2019).....</i>   | <i>134</i>      |
| 4.2.13 Jumlah Peserta KB Aktif Menurut Kecamatan di Kabupaten Barru(2019).....   | 135             |
| <i>Number of Family Planning Participants by Subdistrict in Barru Regency, (2019).....</i>   | <i>135</i>      |
| <b>4.3 AGAMA DAN SOSIAL LAINNYA .....</b>  | <b>136</b>      |
| <b>RELIGION AND OTHER SOCIAL AFFAIRS .....</b>   | <b>136</b>      |
| 4.3.1 Jumlah Penduduk Menurut Kecamatan dan Agama yang Dianut di Kabupaten Barru, (2019) .....   | 136             |
| <i>Population by Subdistrict and Religion in Barru Regency, (2019).....</i>  | <i>136</i>      |
| 4.3.2 Jumlah Tempat Peribadatan Menurut Kecamatan di Kabupaten Barru, (2019).....  | 137             |
| <i>Number of Places of Worship by Subdistrict and Religion in Barru Regency, (2019).....</i>   | <i>137</i>      |
| 4.3.3 Jumlah Desa <sup>1</sup> /Kelurahan yang Mengalami Bencana Alam <sup>2</sup> Menurut Kecamatan di Kabupaten Barru, (2014)– (2019) .....  | 138             |
| <i>Number of Villages<sup>1</sup> that Had Natural Disaster<sup>2</sup> by Subdistrict in Barru Regency, (2014)– (2019).....</i>   | <i>138</i>      |
| 4.3.4 Jumlah Jemaah Haji Yang Diberangkatkan Ke Tanah Suci Menurut   |                 |

|   | Halaman<br>Page |
|---|-----------------|
| Kecamatan dan Jenis Kelamin di Kabupaten Barru, 2019.....   | 141             |
| <i>Number of Pilgrims Sent To The Holy Land by Subdistrict and Sex in Barru Regency, 2019.....</i>  | <i>141</i>      |
| 4.3.5 Jumlah Surat Nikah, Putusan Talak, Cerai dan Rujuk Menurut Kecamatan di Kabupaten Barru 2019.....   | 142             |
| <i>Number of Marriage Certificate, Divorce Decision, Divorce and Referral by subdistrict in Barru Regency 2019 .....</i>  | <i>142</i>      |
| 4.3.6 Jumlah Perceraian Menurut Faktor dan Kecamatan di Kabupaten Barru, 2019 .....   | 143             |
| <i>Number of Divorce by Factors and Subdistrict in Barru Regency, 2019..</i>  | <i>143</i>      |
| 4.3.7 Jumlah Tindak Pidana, Resiko Penduduk Terjadi Tindakan Pidana per 100.000 Penduduk, Persentase Penyelesaian Tindak Pidana dan Selang Waktu Terjadinya Tindak Pidana Menurut Kecamatan di Kabupaten Barru 2019 ..... | 146             |
| <i>Number of Crime, Crime Rate per 100.000 people, Percentage of Crime Clearence and Time Interval of Crime Occurance by Subdistrict in Barru Regency 2019 .....</i>  | <i>146</i>      |
| 4.3.8 Kejadian Bencana Dan Total Kerugian Menurut Kecamatan di Kabupaten Barru 2019 .....   | 147             |
| <i>Number of Disasters and Total Losses by Subdistrict in Barru Regency 2019.....</i>   | <i>147</i>      |
| 4.3.9 Jumlah Korban Yang Diakibatkan Bencana Alam Menurut Kecamatan dan Jenis Bencana di Kabupaten Barru 2019.....  | 148             |
| <i>Number of Victims Due The Natural Disasters by Subdistrict and Kind of Disasters in Barru Regency 2019.....</i>  | <i>148</i>      |
| 4.3.10 Jumlah Kerusakan Rumah yang Diakibatkan Oleh Bencana Alam Menurut Kecamatan di Kabupaten Barru 2019 .....  | 151             |
| <i>Number of Damaged Houses Due The Natural Disasters by Subdistrict in Barru Regency 2019.....</i>   | <i>151</i>      |
| 4.3.11 Jumlah Penerima Bantuan (Kepala Keluarga) dan Anggaran Bantuan Sosial Pangan Menurut Kecamatan di Kabupaten Barru 2019 .....   | 152             |
| <i>Number og Aids Recipients (Head Household) and Food Social Assistance Budget by Subdistrict in Barru Regency 2019.....</i>   | <i>152</i>      |

|   | Halaman<br>Page |
|---|-----------------|
| 4.3.12 Jumlah Kader Sosial Sebagai Pekerja Sosial Masyarakat Menurut Kecamatan di Kabupaten Barru 2019.....                                   | 153             |
| <i>Number of Social Cadre AS Social Workers by Subdistrict in Barru Regency 2019</i> .....  | 153             |
| 4.3.13 Jumlah Karang Taruna Menurut Kecamatan di Kabupaten Barru 2019.....  | 154             |
| <i>Number of Youth Group by Subdistrict in Barru Regency 2019</i> .....   | 154             |
| 4.3.14 Frekuensi, Lokasi dan Jumlah Peserta Kegiatan Penyuluhan dan Bimbingan Sosial di Kabupaten Barru 2019.....                             | 155             |
| <i>Frequency, Location and Number of Participations of Social Education and Guidance in Barru Regency 2019</i> .....                          | 155             |
| 4.3.15 Jumlah Penyakit Masyarakat Menurut Jenis di Kabupaten Barru 2019.....  | 156             |
| <i>Number of Society Problems by Type in Barru Regency 2019</i> .....   | 156             |
| 4.3.16 Jumlah Terdakwa Menurut Bulan, Jenis Kelamin dan Kelompok Umur di Kabupaten Barru 2019.....  | 157             |
| <i>Number of The Accused by Month, Sex and Age Group in Barru Regency 2019</i> .....  | 157             |
| 4.3.17 Isi Rumah Tahanan Negara Kelas II B Menurut Jenis Kejahatan, Status dan Jenis Kelamin di Kabupaten Barru 2019.....                     | 158             |
| <i>Inmates of Prisoners by Type of Crime, Status and Sex in Barru Regency 2019</i> .....  | 158             |
| 4.3.18 Isi Rumah Tahanan Negar Kelas II B Menurut Status dan Jenis Kelamin di Kabupaten Barru 2019.....                                       | 160             |
| <i>Inmates of Prisoners by Status and Sex in Barru Regency 2019</i> .....   | 160             |
| 4.3.19 Tambahan Narapidana Berdasarkan Putusan Pengadilan Negeri Menurut Bulan, Kelompok Umur dan Jenis Kelamin di Kabupaten Barru 2019 ..... | 161             |
| <i>The Criminals Addition Based Upon Civil Court Decision by Month, Age Group and Sex In Barru Regency 2019</i> .....                         | 161             |
| 4.3.20 Tambahan Narapidana Berdasarkan Putusan Pengadilan Negeri Menurut Bulan, Lama Penjara dan Jenis Kelamin di Kabupaten Barru 2019 .....  | 162             |
| <i>The Criminals Addition Based Upon Civil Court Decision by Month, Imprisoned Duration and Sex in Barru Regency 2019</i> .....               | 162             |

|            |   |            |
|------------|---|------------|
| 4.3.21     | Tambahan Narapidana Berdasarkan Putusan Pengadilan Negeri Menurut Bulan dan Jenis Tindakan Pidana di Kabupaten Barru 2019 ..... | 163        |
|            | <i>The Criminals Addition Based Upon Civil Court Decision by Month and Type of Crimes in Barru Regency 2019</i> .....           | 163        |
| 4.3.22     | Jumlah Kecelakaan Lalu Lintas dan Korban Menurut Kecamatan di Kabupaten Barru 2019 .....  | 164        |
|            | <i>Number of Traffic Accident and Victims by Subdistrict in Barru Regency 2019</i> .....  | 164        |
| 4.3.23     | Jumlah Perkara Yang Diterima/Diputuskan Pengadilan Agama Menurut Jenisnya di Kabupaten Barru 2019.....                          | 165        |
|            | <i>Number of Cases Received/Finished by Religion Court by Type in Barru Regency 2019</i> .....                                  | 165        |
| 4.3.24     | Jumlah Perkara yang Diterima/Diputuskan Pengadilan Agama Menurut Bulan di Kabupaten Barru 2019 .....                            | 166        |
|            | <i>Number of Cases Received and Finished by Religion Court and Month in Barru Regency 2019</i> .....                            | 166        |
| <b>4.4</b> | <b>KEMISKINAN .....</b>   | <b>167</b> |
|            | <b>POVERTY.....</b>   | <b>167</b> |
| 4.4.1      | Garis Kemiskinan, Jumlah dan Persentase Penduduk Miskin di Kabupaten Barru, 2012- 2019.....                                     | 167        |
|            | <i>Poverty Line, Number and Percentage of Poor People in Barru Regency, 2012- 2019</i> .....                                    | 167        |
| 4.4.2      | Indeks Kedalaman Kemiskinan dan Indeks Keparahan Kemiskinan di Kabupaten Barru, 2012- 2019.....                                 | 168        |
|            | <i>Poverty Gap Index and Poverty Severity Index in Barru Regency, 2012- 2019</i> .....  | 168        |
| <b>4.5</b> | <b>INDEKS PEMBANGUNAN MANUSIA.....</b>  | <b>169</b> |
|            | <b>HUMAN DEVELOPMENT INDEX .....</b>  | <b>169</b> |
| 4.5.1      | Indeks Pembangunan Manusia (IPM) Menurut Komponen di Kabupaten Barru, 2015- 2019.....   | 169        |
|            | <i>Human Development Index (HDI) by Component in Barru Regency,</i>   |            |



|  |            |
|--|------------|
| 2015-2019 .....  | 169        |
| <b>5 PERTANIAN, KEHUTANAN, PETERNAKAN DAN PERIKANAN ....</b>   | <b>171</b> |
| <b>AGRICULTURE, FORESTRY, LIVESTOCK, AND FISHERY .....</b>   | <b>171</b> |
| <b>5.1 HORTIKULTURA .....</b>  | <b>184</b> |
| <b>HORTICULTURE.....</b>   | <b>184</b> |
| 5.1.1 Luas Panen Tanaman Sayuran Menurut Kecamatan dan Jenis<br>Tanaman di Kabupaten Barru (ha), (2018) dan (2019).....                  | 184        |
| <i>Harvested Area of Vegetables by Subdistrict and Kind of Plant in Barru<br/>Regency (ha), (2018) and (2019).....</i>                   | <i>184</i> |
| 5.1.2 Produksi Tanaman Sayuran Menurut Kecamatan dan Jenis<br>Tanaman di Kabupaten Barru (ton), (2018) dan (2019).....                   | 187        |
| <i>Production of Vegetables by Subdistrict and Kind of Plant in Barru<br/>Regency (ton), (2018) dan (2019) .....</i>                     | <i>187</i> |
| 5.1.3 Luas Panen Tanaman Sayuran dan Buah–Buahan Semusim<br>Menurut Jenis Tanaman di Kabupaten Barru (ha), (2018)–(2019).....            | 190        |
| <i>Harvested Area of Seasonal Vegetables and Fruits by Kind of Plant<br/>in Barru Regency (ha), (2018)–(2019).....</i>                   | <i>190</i> |
| 5.1.4 Produksi Tanaman Sayuran dan Buah–Buahan Semusim Menurut<br>Jenis Tanaman di Kabupaten Barru (ton), (2018)–(2019).....             | 191        |
| <i>Production of Seasonal Vegetables and Fruits by Kind of Plant in Barru<br/>Regency (ha), (2018)–(2019).....</i>                       | <i>191</i> |
| 5.1.5 Luas Panen Tanaman Biofarmaka Menurut Kecamatan dan Jenis<br>Tanaman di Kabupaten Barru (m <sup>2</sup> ), (2018) dan (2019) ..... | 192        |
| <i>Harvested Area of Medicinal Plants by Subdistrict and Kind of Plant in<br/>Barru Regency (m<sup>2</sup>), (2018) and (2019) .....</i> | <i>192</i> |
| 5.1.6 Produksi Tanaman Biofarmaka Menurut Kecamatan dan Jenis<br>Tanaman di Kabupaten Barru (kg), (2018) and (2019).....                 | 194        |
| <i>Production of Medicinal Plants by Subdistrict and Kind of Plant in<br/>Barru Regency (kg) (2018) and (2019).....</i>                  | <i>194</i> |
| 5.1.7 Luas Panen Tanaman Biofarmaka Menurut Jenis Tanaman di<br>Kabupaten Barru (m <sup>2</sup> ), (2018)–(2019).....                    | 196        |
| <i>Harvested Area of Medicinal Plants by Kind of Plant in Barru Regency<br/>(m<sup>2</sup>), (2018)–(2019) .....</i>                     | <i>196</i> |
| 5.1.8 Produksi Tanaman Biofarmaka Menurut Jenis Tanaman di<br>Kabupaten Barru (kg), (2018)–(2019).....                                   | 197        |
| <i>Production of Medicinal Plants by Kind of Plant in Barru Regency (kg),</i>  |            |

|            |   |            |
|------------|---|------------|
|            | (2018)–(2019).....  | 197        |
| 5.1.9      | Luas Panen Tanaman Hias Menurut Kecamatan dan Jenis Tanaman di Kabupaten Barru <i>in Barru Regency</i> (m <sup>2</sup> ), (2018) and (2019).....<br><i>Harvested Area of Ornamental Plants by Subdistrict and Kind of Plant in Barru Regency (m<sup>2</sup>), (2018) and (2019)</i> ..... | 198<br>198 |
| 5.1.10     | Produksi Tanaman Hias Menurut Kecamatan dan Jenis Tanaman di Kabupaten Barru (tangkai), (2018) and (2019).....<br><i>Production of Ornamental Plants by Subdistrict and Kind of Plant in Barru Regency (stalks), (2018) and (2019)</i> .....  | 200<br>200 |
| 5.1.11     | Luas Panen Tanaman Hias Menurut Jenis Tanaman di Kabupaten Barru (m <sup>2</sup> ), (2018)–(2019).....<br><i>Harvested Area of Ornamental Plants by Kind of Plant in Barru Regency (m<sup>2</sup>), (2018)–(2019)</i> .....   | 202<br>202 |
| 5.1.12     | Produksi Tanaman Hias Menurut Jenis Tanaman di Kabupaten Barru (tangkai), (2018)–(2019).....<br><i>Production of Ornamental Plants by Kind of Plant in Barru Regency (stalks), (2018)–(2019)</i> .....  | 203<br>203 |
| 5.1.13     | Produksi Buah-buahan Menurut Kecamatan dan Jenis Tanaman di Kabupaten Barru (kuintal), (2018) and (2019).....<br><i>Production of Fruits by Subdistrict and Kind of Plant in Barru Regency (kuintal), (2018) and (2019)</i> .....   | 204<br>204 |
| 5.1.14     | Produksi Buah–Buahan dan Sayuran Tahunan Menurut Jenis Tanaman di Kabupaten Barru (ton), (2018)–(2019).....<br><i>Production of Annual Fruits and Vegetables by Kind of Plant in Barru Regency (ton), (2018)–(2019)</i> .....   | 207<br>207 |
| 5.1.15     | Luas Panen Buah-Buahan Menurut Jenis dan Kecamatan di Kabupaten Barru (ha), (2019).....<br><i>Harvest Area of Fruits by Type And Subdistrict in Barru Regency, (2019)</i> .....   | 208<br>208 |
| <b>5.2</b> | <b>PERKEBUNAN.....</b>  | <b>210</b> |
|            | <b>ESTATE CROPS .....</b>   | <b>210</b> |
| 5.2.1      | Luas Areal Tanaman Perkebunan Menurut Kecamatan dan Jenis Tanaman di Kabupaten Barru (ha), (2018) dan (2019).....<br><i>Planted Area of Estate Crops by Subdistrict and Type of Crops in Barru Regency (ha), (2018) dan (2019)</i> .....  | 210<br>210 |

|            |  |            |
|------------|--|------------|
| 5.2.2      | Produksi Perkebunan Menurut Kecamatan dan Jenis Tanaman di Kabupaten Barru (ton), (2018) dan (2019) .....                  | 214        |
|            | <i>Production of Estate by Subdistrict and Type of Crops in Barru Regency (ton), (2018) and (2019)</i> .....               | 214        |
| 5.2.3      | Luas Panen, Produksi dan Produktivitas Tanaman Perkebunan Menurut Jenis Tanaman di Kabupaten Barru, (2019).....            | 218        |
|            | <i>Harvest Area, Production and Productivity of Plantation Plants by Kind in Barru Regency, (2019)</i> .....               | 218        |
| <b>5.3</b> | <b>PERTANIAN, KEHUTANAN, PETERNAKAN, DAN PERIKANAN ...</b>   | <b>219</b> |
|            | <b>AGRICULTURE, FORESTRY, LIVESTOCK, AND FISHERY .....</b>   | <b>219</b> |
| 5.3.1      | Luas Panen, Produktivitas, dan Produksi Padi Menurut Kecamatan di Kabupaten Barru (ha), (2019).....                        | 219        |
|            | <i>Harvested Area, Productivity, dan Production of Paddy by Subdistrict in Barru Regency (ha), (2019)</i> .....            | 219        |
| 5.3.2      | Produksi Padi <sup>1</sup> dan Beras Menurut Kecamatan di Kabupaten Barru , (2019) .....                                   | 220        |
|            | <i>Paddy and Rice Production<sup>1</sup> by Subdistrict in Barru Regency, (2019)</i> ...                                   | 220        |
| 5.3.3      | Produksi Jagung dan Kedelai Menurut Kecamatan di Kabupaten Barru, (2019).....  | 221        |
|            | <i>Production of Maize and Soybeans by Subdistrict in Barru Regency, (2019)</i> .....                                      | 221        |
| 5.3.4      | Luas Baku, Luas Lahan dan Luas Panen Padi dan Palawija Menurut Kecamatan di Kabupaten Barru, (2019).....                   | 222        |
|            | <i>Land Area, Planted Area and Harvest Area of Paddy and Secondary Crops by Subdistrict in Barru Regency, (2019)</i> ..... | 222        |
| 5.3.5      | Luas Panen, Produksi dan Produktivitas padi Menurut Kecamatan di Kabupaten Barru, (2019) .....                             | 223        |
|            | <i>Harvest Area, Production and Productivity of Paddy by Subdistrict in Barru Regency, (2019)</i> .....                    | 223        |
| 5.3.6      | Luas Panen, Produksi dan Produktivitas Jagung dan Kedelai Menurut Kecamatan di Kabupaten Barru, (2019).....                | 224        |
|            | <i>Harvest Area, Production and Produktivity Maize and Soybeans by Subdistrict in Barru Regency, (2019)</i> .....          | 224        |
| 5.3.7      | Luas Panen, Produksi dan Produktivitas Ubi Kayu dan Ubi Jalar Menurut Kecamatan di Kabupaten Barru, (2019).....            | 225        |
|            | <i>Harvest Area, Production and Productivity of Cassava and Sweet</i>  |            |

|        |  |     |
|--------|--|-----|
|        | <i>Potatoes by Subdistrict in Barru Regency, (2019)</i> .....  | 225 |
| 5.3.8  | Luas Panen, Produksi dan Produktivitas Kacang Tanah dan Kacang Hijau Menurut Kecamatan di Kabupaten Barru, (2019) .....                      | 226 |
|        | <i>Harvest Area, Production and Productivity of Peanut and Mungbean by Subdistrict in Barru Regency, (2019)</i> .....                        | 226 |
| 5.3.9  | Luas Lahan Sawah Menurut Kecamatan dan Jenis Pengairan di Kabupaten Barru (ha), (2019).....  | 227 |
|        | <i>Area of Paddy Field by Subdistrict and Type of Irrigation in Barru Regency (ha), (2019)</i> .....   | 227 |
| 5.3.10 | Luas Panen, Produksi dan Produktivitas Tanaman Pangan, Palawija dan Hortikultura Menurut Jenis Tanaman di Kabupaten Barru, (2019) .....      | 228 |
|        | <i>Harvets Area, Production and Productivity of Crops, Secondary Crops and Horticultures by Kind of Plant in Barru Regency, (2019)</i> ..... | 228 |
| 5.3.11 | Luas Kawasan Hutan dan Perairan Menurut Kecamatan di Kabupaten Barru (ha) 2019.....  | 229 |
|        | <i>Forest and Inland Water Area by Subdistrict in Barru Regency (ha) 2019</i> .....  | 229 |
| 5.3.12 | Luas Hutan dan Lahan Kritis yang Direhabilitasi di Kabupaten Barru (ha), (2014)- (2019).....   | 230 |
|        | <i>Rehabilitated Forest Area and Critical Area in Barru Regency (ha), (2014)-(2019)</i> .....  | 230 |
| 5.3.13 | Luas Kawasan Hutan Menurut Fungsi di Kabupaten Barru (ha), (2019) .....  | 231 |
|        | <i>Forest Area by Function in Barru Regency (ha), (2019)</i> .....   | 231 |
| 5.3.14 | Luas Hutan dan Lahan Kritis Yangn Direhabilitasi di Kabupaten Barru (ha), 2019.....  | 232 |
|        | <i>Rehabilitated Forest Area and Critical Area in Barru Regency (ha), 2019</i> .....   | 232 |
| 5.3.15 | Populasi Ternak Menurut Jenis Ternak dan Kecamatan di Kabupaten Barru (ekor) 2019 .....  | 233 |
|        | <i>Livestock Popolaton by Kind of Livestock and Subdistrict in Barru Regency (tails) 2019</i> .....  | 233 |
| 5.3.16 | Populasi Unggas Menurut Jenis Unggas dan Kecamatan di Kabupaten Barru (ekor) 2019 .....  | 234 |
|        | <i>Poultry Population by Kind of Poultry and Subdistrict in Barru Regency</i>  |     |

|        |  |     |
|--------|--|-----|
|        | <i>(tails) 2019</i> .....  | 234 |
| 5.3.17 | Produksi Daging Ternak Menurut Jenis Ternak dan Kecamatan di Kabupaten Barru (kg) 2019 .....<br><i>Livestock Meat Production by Kind of Livestock and Subdistrict in Barru Regency (kg) 2019</i> .....                                       | 235 |
| 5.3.18 | Produksi Daging Unggas Menurut Jenis Unggas dan Kecamatan di Kabupaten Barru (Kg) 2019 .....<br><i>Poultry Meat Production by Kind of Poultry and Subdistrict in Barru Regency (kg)2019</i> .....  | 236 |
| 5.3.19 | Produksi Telur Unggas dan Susu Sapi Menurut Kecamatan di Kabupaten Barru 2019 .....<br><i>Production of Poultry Eggs and Cows Milk by Subdistrict in Barru Regency 2019</i> .....  | 237 |
| 5.3.20 | Jumlah Ternak Yang Dipotong Menurut Jenis Ternak dan Kecamatan di Kabupaten Barru, (2019) .....<br><i>Livestock Slaughtered by Kind of Livestock and Subdistrict in Barru Regency, (2019)</i> .....  | 238 |
| 5.3.21 | Produksi dan Nilai Produksi Perikanan Tangkap Menurut Kecamatan dan Jenis Penangkapan di Kabupaten Barru 2019 .....<br><i>Production and Production Value of Fishing Fish by Subdistrict and Type of Capture in Barru Regency 2019</i> ..... | 239 |
| 5.3.22 | Produksi dan Nilai Produksi Perikanan Budidaya Menurut Kecamatan dan Jenis Budidaya di Kabupaten Barru 2019 .....<br><i>Production and Production Value of Aquaculture by Subdistrict and type of Culture in Barru Regency 2019</i> .....    | 240 |
| 5.3.23 | Luas Area dan Rumah Tangga Petani Pembesaran Ikan Menurut Kecamatan di Kabupaten Barru 2019.....<br><i>Area and Farmers Farm Fish Farming by Subdistrict n Barru Regency 2019</i> .....  | 245 |
| 5.3.24 | Jumlah Sarana dan Prasarana Perikanan Menurut Kecamatan di Kabupaten Barru 2019 .....<br><i>Number of Fisheries Infrastructure by Subdistrict in Barru Regency 2019</i> .....  | 246 |
| 5.3.25 | Jumlah Perahu/Kapal Penangkapan Ikan Laut Menurut Jenis Kapal dan Kecamatan di Kabupaten Barru 2019.....<br><i>Number of Fishing Boat by Type and Subdistrict in Barru Regency 2019</i> .....  | 247 |

|           |  |            |
|-----------|--|------------|
| 5.3.26    | Produksi Perikanan Laut dan Darat Menurut Kecamatan di Kabupaten Barru, 2018- 2019.....<br><i>Marine and Inland Fisheries Production by Subdistrict in Barru Regency, 2018- 2019.....</i>  | 248<br>248 |
| 5.3.27    | Luas Area dan Produksi Perikanan Darat Menurut Jenis dan Kecamatan di Kabupaten Barru 2019.....<br><i>Area and Production of Inland Fisheries by Subdistrict and Type in Barru Regency 2019.....</i>   | 249<br>249 |
| 5.3.28    | Produksi Perikanan Tambak Menurut Jenis dan Kecamatan di Kabupaten Barru (ton), 2019 .....<br><i>Pond Fisheries Production by Subdistrict and Type in Barru Regency (ton), 2019.....</i>   | 250<br>250 |
| 5.3.29    | Produksi Perikanan Darat Menurut Jenis Ikan di Kabupaten Barru (ton), 2019 .....<br><i>Production of Inland Fishery by Kind of Fish in Barru Regency (ton), 2019.....</i>  | 251<br>251 |
| 5.3.30    | Produksi Perikanan Laut Menurut Jenis Ikan di Kabupaten Barru (ton), (2015)-2019 .....<br><i>Production of Marine Fishery by Kind of Fish in Barru Regency (ton), 2015-2019.....</i>   | 252<br>252 |
| <b>6.</b> | <b>INDUSTRI, PERTAMBANGAN DAN ENERGI.....</b>  | <b>255</b> |
|           | <b>INDUSTRY, MINING AND ENERGY .....</b>   | <b>255</b> |
| 6.1       | Daya Terpasang, Produksi, dan Distribusi Listrik PT. PLN (Persero) pada Cabang/Ranting PLN Menurut Kecamatan di Kabupaten Barru, (2019).....<br><i>Installed Electricity Power, Production, and Distribution of PT. PLN (Persero) at PLN Branch by Subdistrict in Barru Regency, (2019).....</i> | 262<br>262 |
| 6.2       | Jumlah Pelanggan Listrik Menurut Kecamatan di Kabupaten Barru, (2015)–(2019) .....<br><i>Number of Electricity Customers by Subdistrict in Barru Regency, (2015)–(2019).....</i>   | 263<br>263 |
| 6.3       | Jumlah Pelanggan dan Air yang Disalurkan Menurut Kecamatan di Kabupaten Barru, (2019) .....<br><i>Number of Customers and Distributed Water by Subdistrict in Barru Regency, (2019).....</i>   | 264<br>264 |

|           |  |            |
|-----------|--|------------|
| 6.4       | Jumlah Air Minum Yang Disalurkan Perusahaan Daerah Air Minum (PDAM) Menurut Jenis Konsumen di Kabupaten Barru, (2015)–(2019) ..... | 265        |
|           | <i>Number of Water Supply Distributed of PDAM by Type of Customers in Barru Regency, (2015)–(2019) .....</i>                       | <i>265</i> |
| 6.5       | Jumlah Industri Kecil Menengah, Tenaga Kerja dan Nilai Investasi Menurut Jenis Industri di Kabupaten Barru, (2019) .....           | 266        |
|           | <i>Number of Small Medium Industry, Labor and Value of Investment by Type of Industry in Barru Regency, (2019) .....</i>           | <i>266</i> |
| 6.6       | Jumlah Perusahaan Menurut Jenis dan Golongan Industri di Kabupaten Barru, (2019) .....   | 268        |
|           | <i>Number of Manufacture by Industrial Type and Group in Barru Regency, (2019).....</i>  | <i>268</i> |
| <b>7.</b> | <b>PARIWISATA/TOURISM .....</b>  | <b>269</b> |
| 7.1       | Jumlah Rumah Makan/Restoran Menurut Kecamatan di Kabupaten Barru, (2016)–(2019).....   | 276        |
|           | <i>Number of Restaurants by Subdistrict in Barru Regency, (2016)–(2019) .....</i>  | <i>276</i> |
| 7.2       | Jumlah Hotel dan Rumah Makan / Restoran di Kabupaten Barru, (2014)–(2019) .....  | 277        |
|           | <i>Number of Hotels and Restaurants in Barru Regency, (2014)-(2019).....</i>   | <i>277</i> |
| 7.3       | Jumlah Rumah Makan, Meja dan Kursi Menurut Kecamatan di Kabupaten Barru, (2018)–(2019) .....                                       | 278        |
|           | <i>Number of Restaurant , Tables and Chairs by Subdistrict in Barru Regency, (2018)-(2019) .....</i>                               | <i>278</i> |
| 7.4       | Jumlah Akomodasi, Kamar dan Tempat Tidur yang Tersedia di Kabupaten Barru, (2013)–(2019) .....                                     | 279        |
|           | <i>Number of Accomodation, Room and Beds Available in Barru Regency, (2013)-2019) .....</i>  | <i>279</i> |
| 7.5       | Jumlah Wisatawan yang Berkunjung Menurut Bulan dan Objek Wisata di Kabupaten Barru 2019 .....                                      | 280        |
|           | <i>Number of Tourist Visits by Month and Tourism Object in Barru Regency 2019 .....</i>  | <i>280</i> |
| <b>8.</b> | <b>TRANSPORTASI DAN KOMUNIKASI/TRANSPORTATION AND COMMUNICATION .....</b>  | <b>283</b> |

|            |   |            |
|------------|---|------------|
| <b>8.1</b> | <b>TRANSPORTASI/TRANSPORTATION.....</b>   | <b>290</b> |
| 8.1.1      | Panjang Jalan Menurut Pemerintah Yang Berwenang di Kabupaten Barru (km), 2017-2019.....<br><i>Length of Roads by Government Authirity in Barru Regency (km), 2018-2019.....</i>   | 290<br>290 |
| 8.1.2      | Panjang Jalan Menurut Jenis Permukaan Jalan di Kabupaten Barru (km), 2015-2019.....<br><i>Length of Roads by Type of Surface in Barru Regency (km), 2015-2019</i>   | 291<br>291 |
| 8.1.3      | Panjang Jalan Menurut Kondisi Jalan di Kabupaten Barru (km), 2015-2019.....<br><i>Length of Roads by Condition in Barru Regency (km), 2015-2019.....</i>  | 292<br>292 |
| 8.1.4      | Jumlah Kendaraan Bermotor Menurut Jenis Kendaraan di Kabupaten Barru (unit), 2015-2019.....<br><i>Number of Registered Motor Vehicles by Type of Motor Vehicles in Barru Regency (Unit), 2015-2019.....</i>                             | 293<br>293 |
| 8.1.5      | Jumlah Ujian KIR Angkutan Umum Menurut Jenis Angkutan di Kabupaten Barru , 2015-2019.....<br><i>Number of Public Transport Engine Test by Kind of Vehicles in Barru Regency, 2015-2019.....</i>   | 294<br>294 |
| 8.1.6      | Jumlah Kunjungan Kapal Pelayaran Antar Pulau di Pelabuhan Awerange dan Garongkong Menurut Bulan di Kabupaten Barru, 2019.....<br><i>Number of Ship Visiting in Awerange and Garongkong Harbour by Month in Barru Regency, 2019.....</i> | 295<br>295 |
| 8.1.7      | Jumlah Penumpang Angkutan Laut Yang Naik di Pelabuhan Garongkong Menurut Bulan di Kabupaten Barru, 2015-2019.....<br><i>Number of Ship Passengers in Garongkong Harbour by Month in Barru Regency, 2015-2019.....</i>                   | 296<br>296 |
| 8.1.8      | Jumlah Penumpang Angkutan Laut Yang Turun di Pelabuhan Garongkong Menurut Bulan di Kabupaten Barru, 2015-2019.....<br><i>Number of Ship Passengers Lagages in Garongkong Harbour by Month in Barru Regency, 2015-2019.....</i>          | 297<br>297 |
| 8.1.9      | Jumlah Barang Yang Dimuat di Pelabuhan Awerange Menurut Bulan di Kabupaten Barru (ton), 2015-2019.....  | 298        |



|            |  |            |
|------------|--|------------|
|            | <i>Volume of Loaded Goods in Awerange Harbour by Month in Barru Regency (ton), 2015-2019</i> .....                     | 298        |
| 8.1.10     | Jumlah Barang Yang Dibongkar di Pelabuhan Awerange Menurut Bulan di Kabupaten Barru (ton), 2015-2019.....              | 299        |
|            | <i>Volume of Unloaded Goods in Awerange Harbour by Month in Barru Regency (ton), 2015-2019</i> .....                   | 299        |
| 8.1.11     | Jumlah Barang Yang Dimuat di Pelabuhan Garongkong Menurut Bulan di Kabupaten Barru (ton), 2015-2019.....               | 300        |
|            | <i>Volumes of Loaded Goods in Garongkong Harbour by Month in Barru Regency (ton), 2015-2019</i> .....                  | 300        |
| 8.1.12     | Jumlah Barang Yang Dibongkar di Pelabuhan Garongkong Menurut Bulan di Kabupaten Barru (ton), 2015-2019 .....           | 301        |
|            | <i>Volume of Unloaded Goods in Garongkong Harbour by Month in Barru Regency (ton), 2015-2019</i> .....                 | 301        |
| 8.1.13     | Jumlah Barang Yang Dimuat di Pelabuhan Awerange dan Garongkong Menurut Bulan di Kabupaten Barru (ton), 2015-2019.....  | 302        |
|            | <i>Volume of Loaded Goods in Awerange and Garongkong Harbour by Month in Barru Regency (ton), 2015-2019</i> .....      | 302        |
| 8.1.14     | Jumlah Barang Yang Dibongkar di Pelabuhan Awerange dan Garongkong Menurut Bulan di Kabupaten Barru (ton), 2015-2019... | 303        |
|            | <i>Volume of Unloaded Goods in Awerange and Garongkong Harbour by Month in Barru Regency (ton), 2015-2019</i> .....    | 303        |
| <b>8.2</b> | <b>KOMUNIKASI/COMMUNICATION</b> .....  | <b>304</b> |
| 8.2.1      | Jumlah Kantor Pos Pembantu Menurut Kecamatan di Kabupaten Barru, 2016-2019.....  | 304        |
|            | <i>Number of Pos Office Subsidiaries by Subdistrict in Barru Regency, 2016-2019</i> .....                              | 304        |
| 8.2.2      | Banyak dan Nilai Benda Pos Yang Terjual Menurut Jenis Pelayanan di Kabupaten Barru, 2019 .....                         | 305        |
|            | <i>Number and Value of Pos Item Sold by Type of Service in Barru Regency, 2019</i> .....                               | 305        |
| 8.2.3      | Banyak dan Nilai Produksi Pos Menurut Jenis Pelayanan di   |            |

|          |   |            |
|----------|---|------------|
|          | Kabupaten Barru, 2019 .....   | 306        |
|          | <i>Number and Value of Pos Production by Type of Service in Barru Regency, 2019.....</i>        | 306        |
| 8.2.4    | Produksi Pos Menurut Jenisnya di Kabupaten Barru, 2015-2019 .....                               | 307        |
|          | <i>Pos Production by Type in Barru Regency, 2015-019 .....</i>                                  | 307        |
| <b>9</b> | <b>KOMUNIKASI/COMMUNICATION .....</b>   | <b>309</b> |
| 9.1      | Jumlah Koperasi Aktif Menurut Kecamatan di Kabupaten Barru, 2016-2019.....                      | 316        |
|          | <i>Number of Active Cooperative by Subdistrict in Barru Regency, 2016-2019.....</i>             | 316        |
| 9.2      | Jumlah Koperasi Menurut Jenis Koperasi dan Kecamatan di Kabupaten Barru, 2019 .....             | 317        |
|          | <i>Number of Cooperative by Kind of Cooperative and Subdistrict in Barru Regency, 2019.....</i> | 317        |
| 9.3      | Jumlah Koperasi, Anggota dan Modal Menurut Jenis Koperasi di Kabupaten Barru, 2014-2019.....    | 318        |
|          | <i>Number of Cooperative, Members and Capital by Type in Barru Regency, 2014-2019.....</i>      | 318        |
| 9.4      | Jumlah Bank Menurut Jenis dan Status Kantor di Kabupaten Barru, 2019 .....                      | 319        |
|          | <i>Number of Bank by Type of Bank and Status in Barru Regency, 2019.....</i>                    | 319        |
| 9.5      | Dana Perbankan Menurut Jenis di Kabupaten Barru (juta rupiah), 2019 .....                       | 320        |
|          | <i>Banking Fund by type in Barru Regency (million rupiahs), 2019 .....</i>                      | 320        |
| 9.6      | Jumlah Peminjam dan Nilai Pinjaman Perbankan di Kabupaten Barru, 2014-2019 .....                | 321        |
|          | <i>Number of Debitur and Loan Value of Banking in Barru Regency, 2014-2019.....</i>             | 321        |
| 9.7      | Jumlah Penabung dan Nilai Tabungan Perbankan di Kabupaten Barru, 2014-2019 .....                | 322        |
|          | <i>Number of Accounts and Value of Saving of Banking in Barru Regency, 2014-2019 .....</i>      | 322        |

|           |  |            |
|-----------|--|------------|
| 9.8       | Harga eceran Sembako Menurut Jenis Barang dan Bulan di Kabupaten Baru (rupiah), 2019.....                          | 323        |
|           | <i>Retail Prices of Selected Commodity by Kind of Commodity and Month in Barru Regency (rupiah), 2019 .....</i>    | <i>323</i> |
| 9.9       | Rata-rata Harga Eceran Sembako Menurut Jenis Barang di Kabupaten Barru (rupiah), 2019 .....                        | 325        |
|           | <i>Average Prices of Selected Commodity by Kind of Commodity in Barru Regency (rupiah), 2019 .....</i>             | <i>325</i> |
| 9.10      | Harga Eceran Beberapa Jenis Sayuran Dirinci per Bulan Menurut Komoditas di Kabupaten Barru (rupiah/kg), 2019 ..... | 326        |
|           | <i>Retail Prices of Vegetables by Month and Kind of Vegetables in Barru Regency (rupiah/kg), 2019 .....</i>        | <i>326</i> |
| 9.11      | Rata-rata Harga Eceran Sayuran Menurut Jenis Komoditas di Kabupaten Barru (rupiah/kg), 2019.....                   | 328        |
|           | <i>Average Retail Prices of Vegetables by Kind in Barru Regency, 2019.....</i>                                     | <i>328</i> |
| <b>10</b> | <b>PENGELUARAN PENDUDUK/POPULATION EXPENDITURE .....</b>   | <b>329</b> |
| 10.1      | Rata-rata Pengeluaran per Kapita Sebulan Menurut Kelompok Komoditas (rupiah) di Kabupaten Barru, 2018-2019 .....   | 336        |
|           | <i>Monthly Average Expenditure per Capita by Commodity Group (rupiahs) in Barru Regency, 2018-2019 .....</i>       | <i>336</i> |
| 10.2      | Persentase Pengeluaran per Kapita Sebulan Menurut Kelompok Komoditas di Kabupaten Barru, 2018-2019 .....           | 337        |
|           | <i>Percentage of Monthly Expenditure per Capita by Commodity Group in Barru Regency, 2018-2019.....</i>            | <i>337</i> |
| 10.3      | Persentase Penduduk Menurut Golongan Pengeluaran per Kapita Sebulan di Kabupaten Barru, 2018-2019 .....            | 338        |
|           | <i>Percentage of Population by per Capita spending Group a Month in Barru Regency, 2018-2019 .....</i>             | <i>338</i> |
| <b>11</b> | <b>PERDAGANGAN/TRADE .....</b>   | <b>339</b> |
| 11.1      | Jumlah Sarana Perdagangan Menurut Jenisnya di Kabupaten Barru, 2016-2019.....                                      | 346        |
|           | <i>Number of Trading Facilities by Type of Facility in Barru Regency, 2016-</i>                                    |            |

|           |  |            |
|-----------|--|------------|
|           | 2019.....  | 346        |
| 11.2      | Jumlah Perusahaan yang Memperoleh Surat Ijin Usaha<br>Perdagangan Menurut Kecamatan di Kabupaten Barru, 2016-<br>2019.....                                 | 347        |
|           | <i>Number of Enterprise Which Get Lisence of Trading by Subdistrict in<br/>Barru Regency, 2016-2019</i> .....  | 347        |
| <b>12</b> | <b>SISTEM NERACA REGIONAL/SYSTEM OF REGIONAL<br/>ACCOUNTS .....</b>  | <b>349</b> |
| 12.1      | Produk Domestik Regional Bruto Atas Dasar Harga Berlaku<br>Menurut Lapangan Usaha di Kabupaten Barru (miliar rupiah),<br>(2015)–(2019) .....               | 358        |
|           | <i>Gross Regional Domestic Product at Current Market Prices by<br/>Industry in Barru Regency (billion rupiahs), (2015)–(2019)</i> .....                    | 358        |
| 12.2      | Produk Domestik Regional Bruto Atas Dasar Harga Konstan 2010<br>Menurut Lapangan Usaha di Kabupaten Barru (miliar rupiah),<br>(2015)–(2019) .....          | 360        |
|           | <i>Gross Regional Domestic Product at 2010 Constant Market Prices by<br/>Industry in Barru Regency (billion rupiahs), (2015)–(2019)</i> .....              | 360        |
| 12.3      | Distribusi Persentase Produk Domestik Regional Bruto Atas Dasar<br>Harga Berlaku Menurut Lapangan Usaha, di Kabupaten Barru<br>(2015)–(2019) .....         | 362        |
|           | <i>Percentage Distribution of Gross Regional Domestic Product at<br/>Current Market Prices by Industry in Barru Regency, (2015)–(2019)</i> .....           | 362        |
| 12.4      | Laju Pertumbuhan Produk Domestik Regional Bruto Atas Dasar<br>Harga Konstan 2010 Menurut Lapangan Usaha di Kabupaten Barru<br>(persen), (2016)–(2019)..... | 364        |
|           | <i>Growth Rate of Gross Regional Domestic Product at 2010 Constant<br/>Market Prices by Industry in Barru Regency (percent), (2016)–(2019)</i> .....       | 364        |
| 12.5      | Produk Domestik Regional Bruto Atas Dasar Harga Berlaku<br>Menurut Pengeluaran di Kabupaten Barru (juta rupiah), (2015)–<br>(2019) .....                   | 366        |
|           | <i>Gross Regional Domestic Product at Current Market Prices by<br/>Expenditure in Barru Regency (million rupiahs), (2015)–(2019)</i> .....                 | 366        |
| 12.6      | Produk Domestik Regional Bruto Atas Dasar Harga Konstan 2010<br>Menurut Pengeluaran di Kabupaten Barru (Juta rupiah), (2015)–<br>(2019) .....              | 367        |

|           |  |            |
|-----------|--|------------|
|           | <i>Gross Regional Domestic Product at 2010 Constant Prices by Expenditure in Barru Regency (million rupiahs), (2015)–(2019)</i> .....                            | 367        |
| 12.7      | Distribusi Persentase Produk Domestik Regional Bruto Atas Dasar Harga Berlaku Menurut Pengeluaran di Kabupaten Barru (persen), (2015)–(2019) .....               | 368        |
|           | <i>Percentage Distribution of Gross Regional Domestic Product at Current Prices by Expenditure in Barru Regency (percent), (2015)–(2019)</i> .....               | 368        |
| 12.8      | Laju Pertumbuhan Produk Domestik Regional Bruto Atas Dasar Harga Konstan 2010 Menurut Pengeluaran di Kabupaten Barru , (2015)–(2019) .....                       | 369        |
|           | <i>Growth Rate of Gross Regional Domestic Product at 2010 Constant Prices by Expenditure in Barru Regency, (2015)–(2019)</i> .....                               | 369        |
| 12.9      | Produk Domestics Regional Bruto Per Kapita di Kabupaten Barru (rupiah), (2015)–2019).....  | 370        |
|           | <i>Gross Domestic Regional Bruto per Capita in Barru Regency (rupiahs), (2015)–(2019)</i> .....  | 370        |
| <b>13</b> | <b>PERBANDINGAN ANTAR KABUPATEN /KOTA .....</b>  | <b>371</b> |
|           | <b>REGENCY/MUNICIPAL COMPARISON.....</b>   | <b>371</b> |
| 13.1      | Jumlah Penduduk Menurut Kabupaten/Kota di Provinsi Sulawesi Selatan (ribu Jiwa), 2015–2019 .....   | 376        |
|           | <i>Population by Regency/Municipality in Sulawesi Selatan Province (thousand people), 2015-2019</i> .....  | 376        |
| 13.2      | Laju Pertumbuhan Produk Domestik Regional Bruto Atas Dasar Harga Konstan 2010 Menurut Kabupaten/Kota di Provinsi Sulawesi Selatan (persen), 2015–2019 .....      | 377        |
|           | <i>Rate of Growth of Gross Regional Domestic Product at Constant 2010 Prices by Regency/Municipality in Sulawesi Selatan Province (percent), 2015-2019</i> ..... | 377        |
| 13.3      | Jumlah Penduduk Miskin Menurut Kabupaten/kota di Provinsi Sulawesi Selatan (ribu Jiwa), 2015–2019.....   | 378        |
|           | <i>Number of Poor Population by Regency/Municipality in Sulawesi Selatan Province (thousand people), 2015-2019</i> .....   | 378        |
| 13.4      | Indeks Pembangunan Manusi Menurut Kabupaten/Kota di Provinsi Sulawesi Selatan, 2015–2019 .....   | 379        |
|           | <i>Human Development Index by Regency/Municipality in Sulawesi</i>   |            |

|      |   |     |
|------|---|-----|
|      | <i>Selatan Province, 2015-2019</i> .....  | 379 |
| 13.5 | Rata-rata Pengeluaran Per Kapita Sebulan Menurut Kabupaten/<br>Kota di Provinsi Sulawesi Selatan (rupiah) , 2016-2019 .....       | 380 |
|      | <i>Monthly Average Expenditure per Capita by Regency/Municipality in<br/>Sulawesi Selatan Province (rupiah) , 2016-2019</i> ..... | 380 |
| 13.6 | Laju Inflasi Beberapa Kabupaten/Kota di Provinsi Sulawesi Selatan ,<br>2015-2019.....   | 381 |
|      | <i>Inflation at Several Regency/Municipality in Sulawesi Selatan<br/>Province), 2015-2019</i> .....                               | 381 |

<https://barrukab.bps.go.id>



## DAFTAR GAMBAR/LIST OF FIGURES

|     |   | Halaman<br>Page |
|-----|---|-----------------|
| 1.1 | Luas Daerah menurut Kecamatan di Kabupaten Barru (%), 2019.....<br><i>Total Area by Subdistrict in Barru Regency (%), 2019.....</i>   | 6<br>6          |
| 1.2 | Jarak Beberapa Desa/Kelurahan di Kabupaten Barru (km) 2019... ..<br><i>Distance of Several Villages in Barru Regency (km) 2019.....</i>   | 7<br>7          |
| 2.1 | Jumlah Pegawai Negeri Sipil Menurut Tingkat Pendidikan dan Jenis Kelamin di Kabupaten Barru , 2019.....<br><i>Number of Civil Servant by Educational Level and Sex in Barru Regency, 2019.....</i>  | 24<br>24        |
| 2.2 | Jumlah Pegawai Negeri Sipil Menurut Jenis Kelamin di Kabupaten Barru, 2019... ..<br><i>Numbe rof Civil Servant by Sex in Barru Regency, 2019.....</i>   | 25<br>25        |
| 3.1 | Komposisi Penduduk Kabupaten Barru Menurut Kecamatan dan Jenis Kelamin, 2019.....<br><i>Population Composition in Barru Regency by Subdistrict and Sex, 2019.....</i>   | 54<br>54        |
| 3.2 | Piramida Penduduk Kabupaten Barru 2019... ..<br><i>Population Pyramid of Barru Regency, 2019.....</i>   | 55<br>55        |
| 4.1 | Jumlah Sekolah Menurut Kecamatan dan Jenjang Pendidikan di Kabupaten Barru, 2019 .....  | 84              |
|     | <i>Number of School by Subdistrict and Educational Stage in Barru Regency, 2019 .....</i>   | 84              |
| 4.2 | Persentase Penduduk yang Mengalami Keluhan Kesehatan Selama Sebulan yang Lalu di Kabupaten Barru, 2014-2019... ..<br><i>Percentage of Population Experiencing Complaints Health During The Past Month in Barru Regency, 2014-2019... ..</i> | 85<br>85        |
| 5.1 | Distribusi Produksi Padi Menurut Kecamatan di Kabupaten Barru, 2019 .....   | 182             |
|     | <i>Distribution of Rice Production by Subdistrict in Barru Regency, 2019...</i>   | 182             |
| 5.2 | Populasi Ternak Menurut Kecamatan dan Jenis Ternak di Kabupaten Barru, 2019... ..   | 183             |



|      | Halaman<br>Page   |
|------|---|
|      | <i>Livestock Population by Subdistrict and Type of Livestock in Barru Regency, 2019</i> ..... 183                 |
| 6.1  | Jumlah Pelanggan Listrik di Kabupaten Barru, 2015-2019..... 260   |
|      | <i>Number of Electricity Customers in Barru Regency, 2015-2019</i> ..... 260                                      |
| 6.2  | Distribusi Air PDAM Menurut Kecamatan di Kabupaten Barru, 2019... .. 261  |
|      | <i>PDAM Water Distribution by Subdistrict in Barru Regency, 2019</i> ..... 261                                    |
| 7.1  | Perkembangan Kunjungan Wisatawan Menurut Bulan dan Objek ...<br>Wisata di Kabupaten Barru, 2019..... 274          |
|      | <i>Progress of Tourist Visits by Month and Tourism Object in Barru Regency,, 2019</i> ..... 274                   |
| 7.2  | Jumlah Rumah Makan dan Restoran Menurut Kecamatan di<br>Kabupaten Barru, 2019... .. 275                           |
|      | <i>Number of Restaurant by Subdistrict in Barru Regency, 2019</i> ..... 275                                       |
| 8.1  | Panjang Jalan Kabupaten Menurut Kecamatan di Kabupaten Barru,<br>2019..... 288                                    |
|      | <i>Length of District Roads by Subdistrict in Barru Regency, 2019</i> ..... 288                                   |
| 8.2  | Perkembangan Jumlah Kendaraan Bermotor di Kabupaten Barru,<br>2015 - 2019... .. 289                               |
|      | <i>Progress Number of Motorized Vehicles in Barru Regency, 2015 - 2019</i> ..... 289                              |
| 9.1  | Perbandingan Jumlah Penabung dan Nilai Tabungan Kegiatan<br>Perbankan di Kabupaten Barru, 2014- 2019... .. 314    |
|      | <i>Comparison of Number of Savers and Saving Value Banking Activities in Barru Regency, 2014 - 2019</i> ..... 314 |
| 9.2  | Perkembangan Harga Beberapa Bahan Pokok Menurut Bulan di<br>Kabupaten Barru, 2019... .. 315                       |
|      | <i>Monthly Changes in Prices of Some Basics Materials in Barru Regency, 2019</i> ..... 315                        |
| 10.1 | Rata-rata Pengeluaran Per Kapita Sebulan Menurut Kelompok<br>Komoditas di Kabupaten Barru, 2018-2019... .. 334    |

|      |  |     |
|------|--|-----|
|      | <i>Monthly Average Expenditure Per Capita by Commodity Group in Barru Regency, 2018-2019.....</i>  | 334 |
| 10.2 | Persentase Pengeluaran Makanan dan Non Makanan Per Kapita Sebulan di Kabupaten Barru, 2019... ..   | 335 |
|      | <i>Monthly Percentage of Food and Non Food Expenditure Per Capita in Barru Regency, 2019.....</i>  | 335 |
| 11.1 | Jumlah Penerbitan Surat Ijin Usaha Perdagangan Menurut Kecamatan di Kabupaten Barru, 2016-2019... ..   | 344 |
|      | <i>Number of Lisencc of Trading Business Permit by Subdistrict in Barru Regenay, 2016-2019 ..</i>  | 344 |
| 11.2 | Distribusi Surat Ijin Perdagangan Menurut Kecamatan di Kabupaten Barru, 2019... ..   | 345 |
|      | <i>Distribution of Lisencc of Trading by Subdistrict in Barru Regency, 2019.....</i>   | 345 |
| 12.1 | Distribusi Persentase Produk Domestik Regional Bruto Atas Dasar Harga Berlaku Menurut Lapangan Usaha di Kabupaten Barru, 2019... ..                      | 356 |
|      | <i>Percentage Distribution of Gross Regional Domestic Product At Current Market Prices by Industry in Barru Regency, 2019.....</i>                       | 356 |
| 12.2 | Laju Pertumbuhan Ekonomi Kabupaten Barru, 2015- 2019.....  | 357 |
|      | <i>Economic Growth Rate in Barru Reegency, 2015-2019.....</i>  | 357 |
| 13.1 | Jumlah Penduduk dan Penduduk Miskin Menurut Kabupaten/Kota di Propinsi Sulawesi Selatan, 2019.. ..   | 374 |
|      | <i>Number of Population and Poor Population by Regency/Municipality in Sulawesi Selatan Province, 2019.....</i>  | 374 |
| 13.2 | Laju Pertumbuhan Produk Domestik Regional Bruto Atas Dasar Harga Konstan 2010 Menurut Kabupaten/Kota di Propinsi Sulawesi Selatan, 2015-2019... ..       | 375 |
|      | <i>Rate of Growth of Gross Regional Domestic Products At Constant 2010 Prices by Regency/Municipality in Sulawesi Selatan Province, 2015 - 2019.....</i> | 375 |



## PENJELASAN UMUM/EXPLANATORY NOTES

Tanda-tanda, satuan-satuan, dan lain-lainnya yang digunakan dalam publikasi ini adalah sebagai berikut:

*Symbols, measurement units, and acronyms which are used in this publication, are as follows:*

### 1. TANDA-TANDA/SYMBOLS

|   |       |
|---|-------|
| Data tidak tersedia/ <i>Data not available</i> .....                      | : ... |
| Tidak ada atau nol / <i>Null or zero</i> .....                            | : -   |
| Data dapat diabaikan/ <i>Data negligible</i> .....                        | : 0   |
| Tanda decimal/ <i>Decimal point</i> .....                                 | : ,   |
| Data tidak dapat ditampilkan/ <i>Not applicable</i> .....                 | : NA  |
| Angka estimasi/ <i>Estimated figures</i> .....                            | : e   |
| Angka diperbaiki/ <i>Revised figures</i> .....                            | : r   |
| Angka sementara/ <i>Preliminary figures</i> .....                         | : x   |
| Angka sangat sementara/ <i>Very preliminary figures</i> .....             | : xx  |
| Angka sangat sangat sementara/ <i>Very very preliminary figures</i> ..... | : xxx |

### 2. SATUAN/UNITS

|  |   |
|--|---|
| barel/ <i>barrel</i> .....                           | : 158,99 liter/ <i>litres</i> = 1/6,2898 m <sup>3</sup> |
| hektar (ha)/ <i>hectare (ha)</i> .....               | : 10 000 m <sup>2</sup>                                 |
| kilometer (km)/ <i>kilometres (km)</i> .....         | : 1 000 meter/ <i>meters (m)</i>                        |
| knot/ <i>knot</i> .....                              | : 1,8523 km/jam ( <i>km/hour</i> )                      |
| kuintal/ <i>quintal</i> .....                        | : 100 kg  |
| KWh .....  | : 1 000 Watt hour                                       |
| MWh .....  | : 1 000 KWh   |
| liter (untuk beras)/ <i>litre (for rice)</i> .....   | : 0,80 kg   |
| MMSCF .....  | : 1/35,3 m <sup>3</sup>                                 |
| metrik ton (m.ton)/ <i>metric ton (m. ton)</i> ..... | : 0,98421 long ton = 1 000 kg                           |
| ons/ <i>ounce</i> .....                              | : 28,31 gram/ <i>grams</i>                              |
| ton .....  | : 1 000 kg  |

Satuan lain: buah, dus, butir, helai/lembar, kaleng, batang, pulsa, ton kilometer (ton-km), jam, menit, persen (%).

*Other units: unit, pack, pieces, sheet, tin, pulse, ton-kilometres(ton-km), hour, minute, percent (%).*

Perbedaan angka di belakang koma disebabkan oleh pembulatan angka.

*The difference in decimal numbers is caused by rounding.*

<https://barrukab.bps.go.id>

## DAFTAR SINGKATAN/ LIST OF ABBREVIATIONS

|           |  |
|-----------|--|
| SI        | : Stasiun Iklim  |
| SIMPK     | : Stasiun Meteorologi Pertanian Khusus                                     |
| t.t       | : Tempat tidur   |
| BCG       | : Bacillus Calmette Guerin   |
| DPT       | : Difteri, Pertusis, Tetanus   |
| TT        | : Tetanus Toxoid   |
| IOT       | : Industri Obat Tradisional/ <i>Traditional Medicine Industry</i>          |
| IKOT      | : Industri Kecil Obat Tradisional/ <i>Traditional Medicine Small</i>       |
| Alkes     | : Alat kesehatan/ <i>Health Kits</i>                                       |
| PKRT      | : Perbekalan Kesehatan Rumah tangga/ <i>Household Health Logistics</i>     |
| Kompl     | : Komplemen/ <i>Complement</i>   |
| IRTP      | : Industri Pangan Produksi Rumah Tangga/ <i>Foods Home Industry</i>        |
| PBF       | : Pedagang Besar Farmasi/ <i>Pharmacy Whole-seller</i>                     |
| GFK       | : Gudang Farmasi Kab/Kota/Regency/ <i>Municipality Pharmacy Warehouse</i>  |
| RB        | : Rumah Bersalin/ <i>Delivery House</i>                                    |
| Pustu     | : Puskesmas pembantu/ <i>Auxiliary Public Health Center</i>                |
| BP        | : Balai Pengobatan/ <i>Polyclinic</i>                                      |
| TPS       | : Tempat Pembuangan Sementara / <i>landfill</i>                            |
| Jamkesmas | : Jaminan kesehatan masyarakat miskin/ <i>Poor public health insurance</i> |
| PJKMU     | : Program Jaminan Kesehatan Masyarakat Umum                                |
| SIUP      | : Surat Ijin Usaha Perdagangan/ <i>Trading Permission Letter</i>           |
| TDP       | : Tanda Daftar Perusahaan/ <i>Company Registration Identity</i>            |
| API       | : Angka Pengenal Importir/ <i>Importer's Identity Number</i>               |



## Statistik Kunci, 2017–2019

### Key Statistics, 2017–2019

| Rincian/Description  | Satuan/Unit                             | 2017     | 2018     | 2019     |
|--|---|----------|----------|----------|
| (1)  | (2)                                     | (3)      | (4)      | (5)      |
| <b>SOSIAL/SOCIAL</b>   |   |          |          |          |
| Penduduk <sup>1</sup> /Population <sup>1</sup>   | Jiwa/People                             | 172 767  | 173 623  | 174 323  |
| Laju Pertumbuhan Penduduk <sup>1</sup> /Population Growth <sup>1</sup>   | %                                       | 0,58     | 0,56     | 0,40     |
| Angka Harapan Hidup <sup>1-e</sup> /Life Expectancy Rate <sup>1</sup>  | tahun/years                             | 68,30    | 68,60    | 68,91    |
| Angka Melek Huruf Usia 15+/ <i>Literacy Rate Aged 15+</i>  | %                                       | ...      | ...      | ...      |
| Tingkat Partisipasi Angkatan Kerja -TPAK <sup>2,3</sup><br><i>Labour Force Participation Rate-LFPR<sup>2,3</sup></i>                         | %                                       | 59,47    | 56,73    | 58,55    |
| Tingkat Pengangguran Terbuka-TPT <sup>2</sup><br><i>Unemployment Rate-UR<sup>2</sup></i>   | %                                       | 5,60     | 5,38     | 5,79     |
| Penduduk Miskin <sup>4</sup> /Poor People <sup>4</sup>   | jiwa/ People                            | 16 760   | 15 680   | 14 920   |
| Persentase Penduduk Miskin <sup>4</sup><br><i>Percentage of Poor People<sup>4</sup></i>  | %                                       | 9,71     | 9,04     | 8,57     |
| Indeks Pembangunan Manusia-IPM <sup>5</sup><br><i>Human Development Index<sup>5</sup></i>  | —                                       | 69,56    | 70,05    | 70,60    |
| <b>EKONOMI/ECONOMIC</b>  |   |          |          |          |
| Produk Domestik Regional Bruto (PDRB) Harga Berlaku <sup>6</sup><br><i>Gross Regional Domestic Bruto (GRDP) at Current Price<sup>6</sup></i> | miliar rupiah<br><i>billion rupiahs</i> | 5 961,95 | 6 614,10 | 7 271,22 |
| Laju Pertumbuhan Ekonomi <sup>8</sup> /Economic Growth <sup>7</sup>  | %                                       | 6,48     | 7,11     | 7,41     |
| PDRB Per Kapita Harga Berlaku <sup>6,8</sup><br><i>Per Capita of GRDP at Current Price<sup>6,8</sup></i>                                     | juta rupiah<br><i>million rupiahs</i>   | 34,51    | 38,09    | 41,71    |

Catatan/Notes: <sup>1</sup> Hasil proyeksi penduduk Indonesia 2010–2035 (pertengahan tahun/Juni)/*The result of Indonesia population projection 2010–2035 (mid year/June)*

<sup>2</sup> Kondisi Agustus/Condition at August

<sup>3</sup> Menggunakan penimbang hasil proyeksi penduduk tahun 2010–2035/Weighted by the 2010–2035 population projection

<sup>4</sup> Kondisi Maret/Condition at March

<sup>5</sup> Sejak tahun 2010, IPM dihitung dengan metode baru. Komponen IPM metode baru adalah angka harapan hidup saat lahir, harapan lama sekolah, rata-rata lama sekolah, dan pengeluaran per kapita/Since 2010, HDI was calculated using new method. New HDI component are life expectancy at birth, expected years of schooling, means years of schooling, and expenditure per capita

<sup>6</sup> Mulai tahun 2010 mengadopsi System of National Account 2008 (SNA 2008)/Since 2010 is in line with System of National Account 2008 (SNA 2008)

<sup>7</sup> Menggunakan tahun dasar 2010 (2010=100)/Using 2010 base year (2010=100)

<sup>8</sup> Menggunakan proyeksi penduduk berdasarkan hasil SP2010/Using population projection based on SP2010

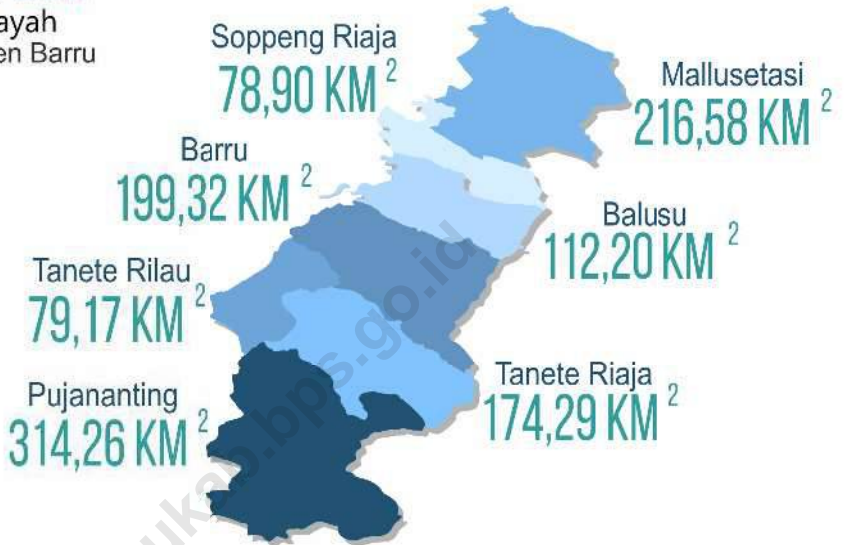


# GEOGRAFI DAN IKLIM



1.174,72km<sup>2</sup>

Luas wilayah  
Kabupaten Barru



PUJANANTING : 500 MDPL

TANETE RIAJA : 500 MDPL

BARRU : 500 MDPL

BALUSU : 500 MDPL

MALLUSETASI : 500 MDPL

TANETE RILAU : 25 MDPL

SOPPING RIAJA : 25 MDPL



**PENJELASAN TEKNIS**

1. Secara astronomis, Kabupaten Barru terletak diantara 4°05'49" LS-4°47'35" LS dan 119°35'00" BT - 119°49'16" BT.
2. Berdasarkan posisi geografisnya, Kabupaten Barru memiliki batas-batas: Utara – Kota Pare-Pare dan Kabupaten Sidrap; Selatan – Kabupaten Pangkajene Kepulauan; Timur – Kabupaten Soppeng dan Kabupaten Bone; Barat – Selat Makassar.
3. Kabupaten Barru terdiri dari 7 Kecamatan dan 55 Desa/Kelurahan, yaitu:
  - Tanete Riaja : Mattirowalie, Harapan, Lompo Riaja, Libureng, Kading, Lompo Tengah, dan Lempang .
  - Tanete Rilau : Lasitae, Pancana, Lalabata, Corowali, Pao-Pao, Tellumpanua, Lalolang, Tanete, Lipukasi, dan Garessi.
  - Barru : Sumpang Binangae, Coppo, Tuwung, Anabanua, Palakka, Galung, Tompo, Sepee, Mangempang, dan Slawung.
  - Soppeng Riaja : Ajakkang, Paccekke, Kiru-Kiru, Mangkoso, Lawallu, Siddo, dan Batupute.
  - Mallusetasi : Cilellang, Manuba, Nepo, Palanro, Mallawa, Kupa, Bojo dan Bojo Baru.
  - Pujananting : Bulo-Bulo, Gattareng, Pujananting, Jangan-Jangan, Patappa, Bacu-bacu dan Mattappawalie.
  - Balusu : Binuang, Madello, Takkalasi, Kamiri, Balusu, dan Lampoko.

**TECHNICAL NOTES**

1. *Astronomically, Barru Regency is located between 4°05'49" and 4°47'35" South latitude, and between 119°35'00" and 119°49'16" East longitude.*
2. *In terms of geographic position, Barru has boundaries as follows: North –Pare-Pare Municipality and Sidrap Regency; South – Pangkajene Kepulauan Regency ; East – Soppeng Regency and Bone Regency; West – Makassar Strait.*
3. *Barru has 7 subSub District spreading over 55 villages. These include:*
  - *Tanete Riaja : Mattirowalie, Harapan, Lompo Riaja, Libureng, Kading, Lompo Tengah, dan Lempang .*
  - *Tanete Rilau : Lasitae, Pancana, Lalabata, Corowali, Pao-Pao, Tellumpanua, Lalolang, Tanete, Lipukasi, dan Garessi.*
  - *Barru : Sumpang Binangae, Coppo, Tuwung, Anabanua, Palakka, Galung, Tompo, Sepee, Mangempang, dan Slawung.*
  - *Soppeng Riaja : Ajakkang, Paccekke, Kiru-Kiru, Mangkoso, Lawallu, Siddo, dan Batupute.*
  - *Mallusetasi : Cilellang, Manuba, Nepo, Palanro, Mallawa, Kupa, Bojo dan Bojo Baru.*
  - *Pujananting : Bulo-Bulo, Gattareng, Pujananting, Jangan-Jangan, Patappa, Bacu-bacu dan Mattappawalie.*
  - *Balusu : Binuang, Madello, Takkalasi, Kamiri, Balusu, dan Lampoko.*

## ULASAN

Kabupaten Barru terletak di Pantai Barat Sulawesi Selatan, berjarak sekitar 100 km arah utara Kota Makassar. Secara geografis terletak pada koordinat 4°05'49" LS - 4°47'35" LS dan 119°35'00" BT - 119°49'16" BT.

Luas Wilayah Kabupaten Barru seluas 1.174,72 km<sup>2</sup>, terbagi dalam 7 kecamatan yaitu : Kecamatan Tanete Riaja seluas 174,29 km<sup>2</sup>, Kecamatan Tanete Rilau seluas 79,17 km<sup>2</sup>, Kecamatan Barru seluas 199,32 km<sup>2</sup>, Kecamatan Soppeng Riaja seluas 78,90 km<sup>2</sup>, Kecamatan Mallusetasi seluas 216,58 km<sup>2</sup>, Kecamatan Pujananting seluas 314,26 km<sup>2</sup>, dan Kecamatan Balusu seluas 112,20 km<sup>2</sup>.

Berdasarkan elevasi (ketinggian dari permukaan laut), dataran di Kabupaten Barru terdiri dari:

0 m - 25 m = 14,94 %

26 m - 100 m = 14,51 %

101 m - 500 m = 49,39 %

500 m - 1000 m = 19,6 %

1500 m keatas = 1,57 %

Jarak antara Ibukota Kabupaten ke Daerah Desa/ Kelurahan:

1. Barru - Mangempang: 1 km
2. Barru - Madello : 12 km.
3. Barru - Takkalasi: 14 km.
4. Barru - Ballusu: 19 km.
5. Barru - Ajakkang : 20 km.
6. Barru - Kiru-Kiru : 22 km.
7. Barru - Siddo : 25 km.
8. Barru - Cilellang : 29 km.
9. Barru - Nepo : 37 km.
10. Barru - Mallawa : 32 km
11. Barru - Bojo : 44 km

## DESCRIPTION

*Barru is located on the West Coast of South Sulawesi, located about 100 km north of Makassar. Geographically located at coordinates 4 ° 05'49 "LS - 4 ° 47'35" latitude and 119 ° 35'00 "E - 119 ° 49'16" east longitude.*

*Regional comprehensive Barru 1.174,72 km<sup>2</sup> area, divided into seven Sub Districts, namely: Sub District Tanete Riaja area of 174,29 km<sup>2</sup>, Tanete Rilau area of 79,17 km<sup>2</sup>, covering an area of 199,32 km<sup>2</sup> Barru SubSub District, Sub District Soppeng Riaja area of 78,90 km<sup>2</sup> Mallusetasi an area of 216,58 km<sup>2</sup>, Pujananting an area of 314,26 km<sup>2</sup>, and the Sub District Balusu an area of 112,20 km<sup>2</sup>.*

*Based on elevation (high of sea surface), land in Barru Regency consists of:*

*0 m - 25 m = 14,94 %*

*26 m - 100 m = 14,51 %*

*101 m - 500 m = 49,39 %*

*500 m - 1000 m = 19,6 %*

*1500 m keatas = 1,57 %*

*Distance between Regency Capital to Villages:*

- 1. Barru - Mangempang: 1 km*
- 2. Barru - Madello : 12 km.*
- 3. Barru - Takkalasi: 14 km.*
- 4. Barru - Ballusu: 19 km.*
- 5. Barru - Ajakkang : 20 km.*
- 6. Barru - Kiru-Kiru : 22 km.*
- 7. Barru - Siddo : 25 km.*
- 8. Barru - Cilellang : 29 km.*
- 9. Barru - Nepo : 37 km.*
- 10. Barru - Mallawa : 32 km*
- 11. Barru - Bojo : 44 km*

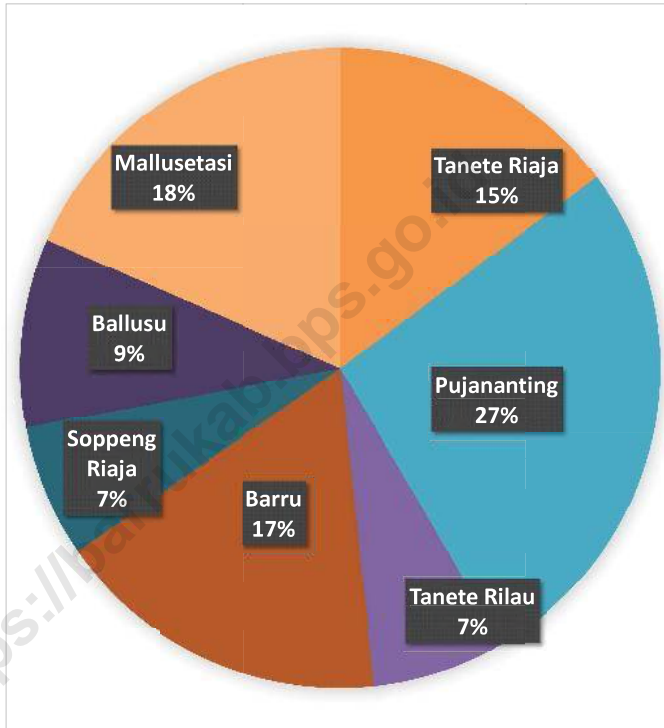
12. Barru - Lipukasi : 7 km
13. Barru - Lalolang : 10 km.
14. Barru - Pao-Pao : 13 km.
15. Barru - Lalabata : 15 km.
16. Barru - Pancana : 17 km.
17. Barru - Lompo Tengah : 18 km
18. Barru - Lompo Riaja : 26
19. Barru - Tompo : 12 km
20. Barru - Palakka : 15 km
21. Barru - Harapan : 45 km
22. Barru - Gattareng : 81 km

Wilayah Kabupaten Barru bagian utara berbatasan dengan Kota Pare-Pare dan Kabupaten Sidrap, bagian timur berbatasan dengan Kabupaten Bone dan Soppeng, bagian selatan berbatasan dengan Kabupaten Pangkajene Kepulauan, dan bagian barat berbatasan dengan Selat Makasar

12. Barru - Lipukasi : 7 km
13. Barru - Lalolang : 10 km.
14. Barru - Pao-Pao : 13 km.
15. Barru - Lalabata : 15 km.
16. Barru - Pancana : 17 km.
17. Barru - Lompo Tengah : 18 km
18. Barru - Lompo Riaja : 26
19. Barru - Tompo : 12 km
20. Barru - Palakka : 15 km
21. Barru - Harapan : 45 km
22. Barru - Gattareng : 81 km

*Territorial Boundaries of Barru Regency in northern area bordered by Pare-Pare Municipality and Sidrap Regency, eastern area border on Bone and Soppeng Regency, southern area border on Pangkajene Kepulauan Regency, and western area bordered by Makassar strait.*

**Gambar** 1.1 **Luas Daerah menurut Kecamatan di Kabupaten Barru (%)**, 2019  
**Figures** 1.1 **Total Area by Subdistrict in Barru Regency (%)**, 2019

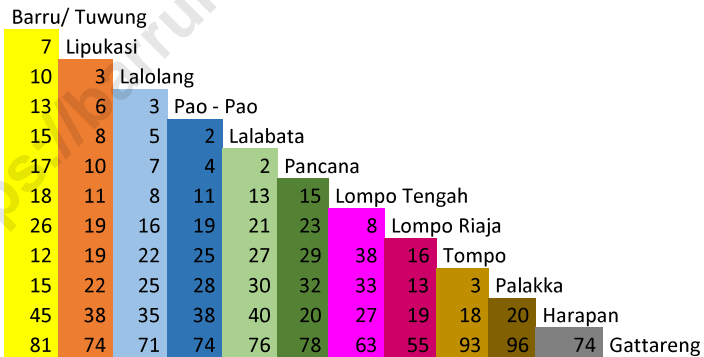
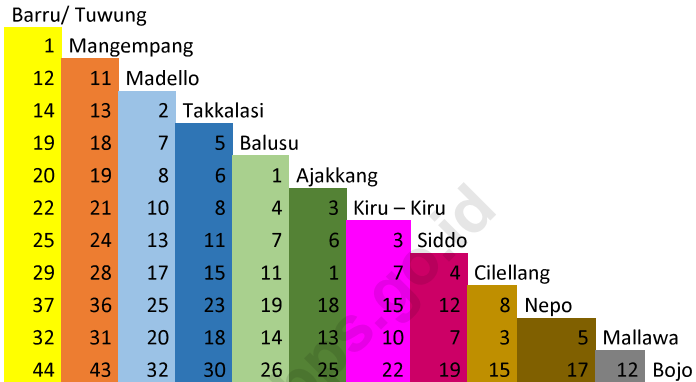


Sumber/Source : Berdasarkan Peraturan Menteri Dalam Negeri No. 66 Tahun 2011 tanggal 28 Desember 2011  
Based on Minister Of Home Affairs Regulation No 66/2011, December 28, 2011

**Gambar**  
**Figures** 1.2

**Jarak Beberapa Desa/Kelurahan di Kabupaten Barru  
(Km), 2019**

*Distance of Several Villages in Barru Regency (Km), 2019*



Sumber/Source : Dinas Perhubungan Kabupaten Barru  
*Transport Services of Barru Regency*

## 1.1 KEADAAN GEOGRAFI GEOGRAPHY CONDITION

**Tabel** 1.1.1 **Luas Daerah dan Jumlah Pulau Menurut Kecamatan di Kabupaten Barru, (2019)**  
**Table** 1.1.1 **Total Area and Number of Islands by Subdistrict in Barru Regency, (2019)**

| Kecamatan<br>Subdistrict | Ibukota Kecamatan<br>Capital of Subdistrict | Luas <sup>1</sup><br>Total Area <sup>1</sup><br>(km <sup>2</sup> /sq.km) |
|--------------------------|---|--|
| (1)                      | (2)   | (3)  |
| Tanete Riaja             | Lompo Riaja                                 | 174,29   |
| Pujananting              | Mattappawalie                               | 314,26   |
| Tanete Rilau             | Lalolang                                    | 79,17  |
| Barru                    | Sumpang Binangae                            | 199,32   |
| Soppeng Riaja            | Mangkoso                                    | 78,90  |
| Balusu                   | Takkalasi                                   | 112,20   |
| Mallusetasi              | Palanro                                     | 216,58   |
|                          |   |  |
|                          |   |  |
|                          |   |  |
|                          |   |  |
|                          |   |  |
|                          |   |  |
|                          |   |  |
|                          |   |  |
|                          |   |  |
|                          |   |  |
| <b>Kabupaten Barru</b>   | <b>Barru</b>                                | <b>1 174,72</b>  |



Lanjutan Tabel/*Continued Table 1.1.1*

| <b>Kecamatan<br/>Subdistrict</b> | <b>Persentase terhadap Luas<br/>Provinsi<br/>Percentage to Subdistrict's<br/>Area</b> | <b>Jumlah Pulau<sup>2</sup><br/>Number of Islands<sup>2</sup></b> |
|----------------------------------|---|---|
| (1)                              | (4)   | (5)   |
| Tanete Riaja                     | 14,84   | 1   |
| Pujananting                      | 26,75   | 1   |
| Tanete Rilau                     | 6,74  | 2   |
| Barru                            | 16,97   | 1   |
| Soppeng Riaja                    | 6,72  | 1   |
| Balusu                           | 9,55  | 2   |
| Mallusetasi                      | 18,44   | 2   |
|                                  |   |   |
|                                  |   |   |
|                                  |   |   |
|                                  |   |   |
|                                  |   |   |
|                                  |   |   |
|                                  |   |   |
|                                  |   |   |
|                                  |   |   |
|                                  |   |   |
|                                  |   |   |
|                                  |   |   |
|                                  |   |   |
|                                  |   |   |
|                                  |   |   |
| <b>Kabupaten Barru</b>           | <b>100,00</b>   | <b>4</b>  |

Catatan/*Note*: <sup>1</sup> Berdasarkan Peraturan Menteri Dalam Negeri Nomor 137 Tahun 2017 tanggal 29 Desember 2017/*Based on Minister of Home Affairs Regulation Number 137/2017, December 29, 2017*

<sup>2</sup> Berdasarkan informasi Kementerian Dalam Negeri Tahun 2018/*Based on information from Ministry of Home Affairs, 2018*

Sumber/*Source*: Kementerian Dalam Negeri/*Ministry of Home Affairs*

**Tabel**  
**Table** 1.1.2

**Tinggi Wilayah dan Jarak Ke Ibukota Menurut Kecamatan di Kabupaten Barru, (2019)**  
*Altitude and Distance by Subdistrict in Barru Regency, (2019)*

| Kecamatan<br>Subdistrict | Tinggi Wilayah (mdpl)<br>Altitude (m a.s.l) | Jarak ke Ibukota (km)<br>Distance to the Capital |
|--------------------------|---|--|
| (1)                      | (2)   | (3)  |
| Tanete Riaja             | 500   | 26   |
| Pujananting              | 500   | 60   |
| Tanete Rilau             | 25  | 10   |
| Barru                    | 500   | 0  |
| Soppeng Riaja            | 25  | 25   |
| Balusu                   | 500   | 14   |
| Mallusetasi              | 500   | 35   |
|                          |   |  |
|                          |   |  |
|                          |   |  |
|                          |   |  |
|                          |   |  |
|                          |   |  |
|                          |   |  |
|                          |   |  |
|                          |   |  |
|                          |   |  |
|                          |   |  |
| <b>Kabupaten Barru</b>   | <b>500</b>                                  | <b>0</b>   |

Catatan/Note: <sup>1</sup> Berdasarkan Peraturan Menteri Dalam Negeri Nomor 137 Tahun 2017 tanggal 29 Desember 2017/*Based on Minister of Home Affairs Regulation Number 137/2017, December 29, 2017*

<sup>2</sup> Berdasarkan informasi Kementerian Dalam Negeri Tahun 2018/*Based on information from Ministry of Home Affairs, 2018*

Sumber/Source: Kementerian Dalam Negeri/*Ministry of Home Affairs*

**Tabel**  
**Table** 1.1.3

**Sungai Yang Mengalir Menurut Daerah Aliran Sungai di Kabupaten Barru, (2019)**  
**The River by Flowing Areas of River t in Barru Regency, (2019)**

| Nama Sungai<br><i>Name of River</i> | Panjang Sungai<br><i>Length</i> | Daerah Aliran Sungai<br><i>Flow Areas of River</i> |                          |                               |
|-------------------------------------|---------------------------------|--|--------------------------|-------------------------------|
|                                     |                                 | Lokasi<br><i>Location</i>                          | Lebar<br><i>Wide (m)</i> | Kedalaman<br><i>Depth (m)</i> |
| (1)                                 | (2)                             | (3)  | (4)                      | (5)                           |
| USU/LISU                            | 38 Km                           | Tanete Rilau                                       | ...                      | ...                           |
| BARRU/JAMPUE                        | 20 Km                           | Barru  | ...                      | ...                           |
| ISKEPO/NEPO                         | 18 Km                           | Mallusetasi  | ...                      | ...                           |
| ISMOKO/LAMPOKO                      | 18 Km                           | Balusu   | ...                      | ....                          |
| MOLIBA/MANUBA                       | 23 Km                           | Mallusetasi  | ...                      | ...                           |
| WAE SAID                            | 24 Km                           | Tanete Riaja                                       | ...                      | ...                           |
|                                     |                                 |  |                          |                               |
|                                     |                                 |  |                          |                               |
|                                     |                                 |  |                          |                               |
|                                     |                                 |  |                          |                               |
|                                     |                                 |  |                          |                               |
|                                     |                                 |  |                          |                               |
|                                     |                                 |  |                          |                               |
|                                     |                                 |  |                          |                               |

Catatan/Note: ...

Sumber/Source: Dinas Pekerjaan Umum dan Penataan Ruang Kabupaten Barru/*Public Work and Spatial Planning in Barru Regency*

**Tabel**  
**Table 1.1.4****Luas Wilayah Berdasarkan Kemiringan Menurut  
Kecamatan di Kabupaten Barru (km<sup>2</sup>), (2019)  
Area by The Slope by Subdistrict in Barru Regency (km<sup>2</sup>),  
(2019)**

| Kecamatan<br>Sub District | Kemiringan Tanah / Lereng<br>Slope of Land |               |               |               | Jumlah<br>Total<br>(ha) |
|---------------------------|--|---------------|---------------|---------------|-------------------------|
|                           | 0 - 2 %                                    | 2 - 15 %      | 15 - 40 %     | > 40 %        |                         |
| (1)                       | (2)  | (3)           | (4)           | (5)           | (6)                     |
| Tanete Riaja              | 5,93                                       | 55,52         | 79,85         | 32,99         | 174,29                  |
| Pujananting               | 3,38                                       | 57,30         | 157,18        | 96,40         | 314,26                  |
| Tanete Rilau              | 11,59                                      | 33,69         | 28,57         | 5,32          | 79,17                   |
| Barru                     | 14,58                                      | 75,83         | 78,27         | 30,64         | 199,32                  |
| Soppeng Riaja             | 7,88                                       | 34,19         | 26,87         | 9,96          | 78,90                   |
| Balusu                    | 10,84                                      | 40,00         | 47,64         | 13,72         | 112,20                  |
| Mallusetasi               | 6,11                                       | 43,60         | 93,71         | 73,16         | 216,58                  |
|                           |  |               |               |               |                         |
|                           |  |               |               |               |                         |
|                           |  |               |               |               |                         |
|                           |  |               |               |               |                         |
|                           |  |               |               |               |                         |
| <b>Kabupaten Barru</b>    | <b>60,31</b>                               | <b>340,13</b> | <b>512,09</b> | <b>262,19</b> | <b>1 174,72</b>         |

Catatan/Note: ...

Sumber/Source: Hasil Pengolahan Data DEM SRTM 30 Meter dari Stasiun Bumi, Penginderaan Jauh, Parepare, LAPAN  
30 Meter DEM SRTM Data Processing Result From Parepare, Remote Sensing Ground Station, National Aeronautics and  
Spaces Institution

**Tabel**  
**Table** 1.1.5

**Luas Wilayah Berdasarkan Ketinggian di atas Permukaan Laut (DPL) Menurut Kecamatan di Kabupaten Barru (km<sup>2</sup>), (2019)**  
**Area of Height Above Mean Sea Level (AMSL) by Subdistrictin Barru Regency (km<sup>2</sup>), (2019)**

| Kecamatan<br>Sub District | Ketinggian Diatas Permukaan Laut<br>Height Above Mean Sea Level |          |           |             |         | Jumlah<br>Total<br>(ha) |
|---------------------------|---|----------|-----------|-------------|---------|-------------------------|
|                           | 0 - 25  | 25 - 100 | 100 - 500 | 500 - 1 000 | > 1 500 |                         |
| (1)                       | (2)   | (3)      | (4)       | (5)         | (6)     | (7)                     |
| Tanete Riaja              | 11,32   | 45,47    | 60,82     | 51,53       | 5,15    | 174,29                  |
| Pujananting               | -   | 2,75     | 217,23    | 83,68       | 10,60   | 314,26                  |
| Tanete Rilau              | 38,30   | 21,13    | 19,74     | -           | -       | 79,17                   |
| Barru                     | 34,54   | 51,13    | 93,63     | 18,06       | 1,96    | 199,32                  |
| Soppeng Riaja             | 31,37   | 11,71    | 27,71     | 8,11        | -       | 78,90                   |
| Balusu                    | 34,11   | 14,28    | 50,03     | 13,07       | 71      | 112,20                  |
| Mallusetasi               | 25,83   | 24,00    | 111,00    | 55,75       | -       | 216,58                  |
|                           |   |          |           |             |         |                         |
|                           |   |          |           |             |         |                         |
|                           |   |          |           |             |         |                         |
|                           |   |          |           |             |         |                         |
|                           |   |          |           |             |         |                         |
|                           |   |          |           |             |         |                         |
|                           |   |          |           |             |         |                         |
|                           |   |          |           |             |         |                         |
|                           |   |          |           |             |         |                         |
| <b>Kabupaten Barru</b>    | 175,47  | 170,47   | 580,16    | 230,20      | 18,42   | 1 174,72                |

Catatan/Note: ...

Sumber/Source: Hasil Pengolahan Data DEM SRTM 30 Meter dari Stasiun Bumi, Penginderaan Jauh, Parepare, LAPAN  
30 Meter DEM SRTM Data Processing Result From Parepare, Remote Sensing Ground Station, National Aeronatics and Spaces Institution

**Tabel** 1.1.6 **Tipe Tanah di Kabupaten Barru, (2019)**  
**Table** 1.1.6 **Type of Land in Barru Regency, (2019)**

| Jenis Tanah<br><i>Type of Land</i> | Luas<br><i>Area (Ha)</i> | Persentase<br><i>Percentage</i> |
|------------------------------------|--------------------------|---------------------------------|
| (1)                                | (2)                      | (3)                             |
| ALUVIAL                            | 14 659                   | 12,48                           |
| LITOSOL                            | 29 043                   | 24,72                           |
| REGOSOL                            | 41 254                   | 35,12                           |
| MEDITERAN                          | 32 516                   | 27,68                           |
|                                    |                          |                                 |
|                                    |                          |                                 |
|                                    |                          |                                 |
|                                    |                          |                                 |
|                                    |                          |                                 |
|                                    |                          |                                 |
|                                    |                          |                                 |
|                                    |                          |                                 |
|                                    |                          |                                 |
|                                    |                          |                                 |
|                                    |                          |                                 |
|                                    |                          |                                 |
|                                    |                          |                                 |
|                                    |                          |                                 |
| <b>Kabupaten Barru</b>             | <b>117 472</b>           | <b>100,00</b>                   |

Catatan/Note: ...

Sumber/Source: Hasil Pengolahan Data DEM SRTM 30 Meter dari Stasiun Bumi, Penginderaan Jauh, Parepare, LAPAN  
 30 Meter DEM SRTM Data Processing Result From Parepare, Remote Sensing Ground Station, National Aeronautics and  
 Spaces Institution

## 1.2 IKLIM CLIMATE

**Tabel**  
**Table** 1.2.1 **Pengamatan Unsur Iklim Menurut Bulan di Stasiun  
Klimatologi Maros Cabang Kabupaten Barru 2019**  
*Observation of Climate Elements By Month at Climatology  
Maros Station of Barru Branch 2019*

| Bulan<br>Month | Suhu Udara<br>Temperature (°C) |      |                      | Kelembabann Udara<br>Humidity (%) |     |                      |
|----------------|--------------------------------|------|----------------------|-----------------------------------|-----|----------------------|
|                | Maks<br>Max                    | Min  | Rata-rata<br>Average | Maks<br>Max                       | Min | Rata-rata<br>Average |
| (1)            | (2)                            | (3)  | (4)                  | (5)                               | (6) | (7)                  |
| Januari        | 27,2                           | 24,0 | 27,0                 | 100                               | 60  | 87                   |
| Februari       | 27,4                           | 24,1 | 27,1                 | 99                                | 60  | 87                   |
| Maret          | 27,3                           | 24,1 | 27,1                 | 99                                | 67  | 87                   |
| April          | 28,1                           | 24,8 | 27,8                 | 98                                | 51  | 81                   |
| Mei            | 28,0                           | 24,8 | 27,8                 | 96                                | 49  | 78                   |
| Juni           | 26,9                           | 23,6 | 26,6                 | 98                                | 48  | 79                   |
| Juli           | 26,7                           | 23,3 | 26,3                 | 97                                | 43  | 70                   |
| Agustus        | 27,6                           | 24,2 | 27,2                 | 93                                | 42  | 62                   |
| September      | 28,0                           | 24,6 | 27,6                 | 94                                | 38  | 60                   |
| Oktober        | 29,0                           | 25,6 | 28,6                 | 92                                | 40  | 62                   |
| November       | 28,4                           | 25,0 | 28,0                 | 95                                | 37  | 75                   |
| Desember       | 27,8                           | 24,6 | 27,6                 | 98                                | 53  | 83                   |

Lanjutan Tabel/*Continued Table 1.2.1*

| <b>Bulan</b><br><i>Month</i> | <b>Tekanan Udara</b><br><i>Atmospheric Pressure (mb)</i> | <b>Kecepatan Angin</b><br><i>Wind Velocity (knot)</i> | <b>Penyinaran Matahari</b><br><i>Duration of Sunshine (%)</i> |
|------------------------------|--|---|---|
| (1)                          | (2)  | (3)   | (4)   |
| Januari                      | 1 006,7  | 1,3   | ...   |
| Februari                     | 1 007,5  | 1,0   | ...   |
| Maret                        | 1 006,5  | 1,1   | ...   |
| April                        | 1 006,3  | 1,1   | ...   |
| Mei                          | 1 004,2  | 1,1   | ...   |
| Juni                         | 1 003,7  | 0,9   | ...   |
| Juli                         | 1 005,6  | 1,4   | ...   |
| Agustus                      | 1 007,2  | 2,1   | ...   |
| September                    | 1 008,5  | 1,9   | ...   |
| Oktober                      | 1 004,3  | 1,9   | ...   |
| November                     | 1 005,3  | 1,8   | ...   |
| Desember                     | 1 006,3  | 1,5   | ...   |
|                              |  |   |   |
|                              |  |   |   |
|                              |  |   |   |



Lanjutan Tabel/*Continued Table* 1.2.1

| <b>Bulan<br/>Month</b> | <b>Curah Hujan<br/>Precepitation<br/>(mm<sup>2</sup>)</b> | <b>Hari Hujan<br/>Rainy Days</b> |
|------------------------|---|----------------------------------|
| (1)                    | (2)   | (3)                              |
| Januari                | 17  | 441                              |
| Februari               | 16  | 210                              |
| Maret                  | 10  | 239                              |
| April                  | 11  | 344                              |
| Mei                    | 6   | 76                               |
| Juni                   | 9   | 87                               |
| Juli                   | 3   | 11                               |
| Agustus                | 1   | 4                                |
| September              | -   | -                                |
| Oktober                | 2   | 17                               |
| November               | 10  | 66                               |
| Desember               | 20  | 309                              |
|                        |   |                                  |
|                        |   |                                  |
|                        |   |                                  |
|                        |   |                                  |

Catatan/*Note*: ...Sumber/*Source*: BMKG Stasiun Klimatologi Maros/  
BMKG Maros Climatology Station



# PEMERINTAHAN

Jumlah Pegawai Negeri Sipil  
di Kabupaten Barru,

Pada umumnya berpendidikan  
Tinggi Sarjana atau sekitar **75,07** Persen  
dari total PNS di Kabupaten  
Barru



60.8 persen PNS di Kabupaten Barru  
Berjenis Kelamin Perempuan. Sedangkan  
39.2 persen berjenis kelamin laki-laki dengan  
jumlah PNS terbanyak bekerja di Kecamatan Barru  
sebanyak 44.18 persen dari total PNS  
di Kabupaten barru



## PENJELASAN TEKNIS

1. Menurut Undang-Undang Dasar Republik Indonesia 1945 (hasil amandemen kedua), yaitu pada Bab VI tentang Pemerintahan Daerah, Pasal 18, Ayat 1, dinyatakan bahwa "Negara Kesatuan Republik Indonesia dibagi atas daerah-daerah provinsi dan daerah provinsi itu dibagi atas kabupaten dan kota, yang tiap-tiap provinsi, kabupaten, dan kota itu mempunyai pemerintahan daerah, yang diatur dengan undang-undang."
2. Kecamatan adalah wilayah administratif yang merupakan kepanjangan tangan dari pemerintah kabupaten atau kota. Kecamatan dipimpin oleh seorang camat, masing-masing merupakan pegawai negeri sipil serta bertanggung jawab kepada bupati atau wali kota yang melingkupi batas-batas wilayahnya. Setiap kecamatan terdiri dari beberapa kelurahan/desa atau nama lain.
3. Tingkatan di bawah kecamatan adalah Kelurahan atau desa. Kelurahan dipimpin oleh seorang lurah, sedangkan Desa dipimpin oleh seorang kepala desa.
4. Dusun adalah suatu daerah dimana beberapa rumah atau keluarga yang bertempat tinggal. Dusun merupakan Dati V yang merupakan bagian dari sebuah desa. Untuk beberapa wilayah, menggunakan sinonim Lingkungan untuk wilayah Kelurahan dalam penyebutannya.
5. Rukun Warga (RW) adalah pembagian wilayah di Indonesia di bawah Dusun atau Lingkungan.
6. Rukun Tetangga (RT) adalah pembagian wilayah di Indonesia di bawah Rukun Warga.

## TECHNICAL NOTES

1. *As stated in Undang-Undang Dasar Republik Indonesia 1945 (after second amendment), in Chapter IV, clause 18, verse 1, stated "Negara Kesatuan Republik Indonesia divided by Provinces whereas the province itself divided by Regencies and Cities, and owned local government and regulated by Constitution"*
2. *SubSub District is an administrative area located within Regency or City which led by Camat. Camat itself is a legal civil servant and report directly to Bupati or Walikota. SubSub District consist of Urban Communities/ Village*
3. *Urban Communities is one level below SubSub District and led by Lurah, meanwhile and certain area Urban Communities can be called Village and led by Kepala Desa.*
4. *Rural is an area contain house and families that settled their life. Rural is Level 5 administrative area which is also part of Village. In an Urban Communities neighbors, Rural used to be called Lingkungan.*
5. *Rukun Warga (RW) is administrative area that put it all together to construct Dusun or Lingkungan.*
6. *Rukun Tetangga (RT) is one level area below RW*

7. Badan Permusyawaratan Desa (BPD) merupakan lembaga perwujudan demokrasi dalam penyelenggaraan pemerintahan desa. BPD dapat dianggap sebagai "parlemen"-nya desa. BPD merupakan lembaga baru di desa pada era otonomi daerah di Indonesia.
8. Anggota BPD adalah wakil dari penduduk desa bersangkutan berdasarkan keterwakilan wilayah yang ditetapkan dengan cara musyawarah dan mufakat.

7. *Village Parliament Members (BPD) is an institution born based on democracy in local government. BPD can be called the parliament of the village in the autonomy era in Indonesia lately.*
8. *The member of BPD are representative of specific area which elected by deliberation.*

<https://barrukab.bps.go.id>

**ULASAN**

Kabupaten Barru dahulu sebelum terbentuk adalah sebuah kerajaan kecil yang masing - masing dipimpin oleh seorang Raja yaitu : Kerajaan Berru (Barru), Kerajaan Tanete, Kerajaan Soppeng Riaja dan Kerajaan Mallusetasi. Seiring dengan perjalanan waktu, maka pada tanggal 24 Februari 1960 merupakan tonggak sejarah yang menandai awal kelahiran Kabupaten Daerah TK.II Barru dengan Ibukota Barru berdasarkan Undang-Undang Nomor 229 tahun 1959 tentang pembentukan Daerah-Daerah Tk. II di Sulawesi Selatan. Kabupaten Barru terbagi dalam 7 Kecamatan dan 55 Desa/Kelurahan.

Jumlah pegawai negeri sipil tahun 2019 di kabupaten Barru sebanyak 4.088 orang dengan 75,07% tamatan Sarjana/Doktor/PH.d , 13,55 % tamatan SMA, 10,32 % tamatan Diploma, dan 1,05% tamatan SD dan SMP.

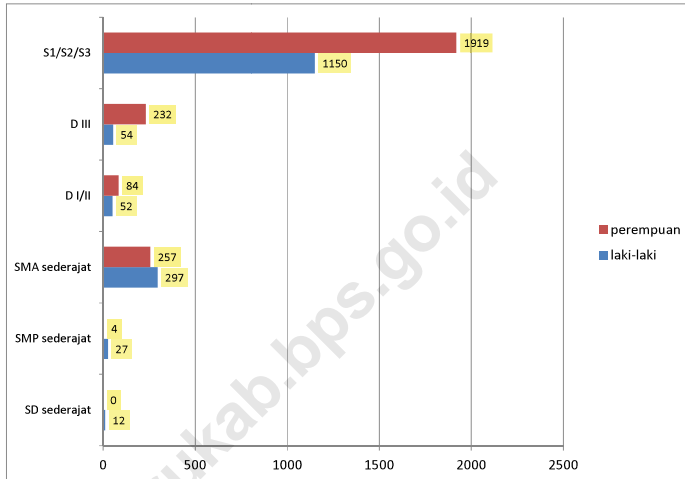
**DESCRIPTION**

*Barru before forming is a small kingdom that each - each headed by a king, namely: Kingdom of Berru (Barru), the Kingdom Tanete, Royal Soppeng Riaja and the Kingdom Mallusetasi. Along with the passage of time, on February 24, 1960 marks the beginning of a history of the birth of Barru with the capital Barru pursuant to Act No. 229 of 1959 on the establishment of Seconds Regions in South Sulawesi. Barru divided into 7 Sub Districts and 55 Village / SubSub District*

*The number of civil servants 2019 in Barru Regency is 4.088 people with 75,07% university graduates, 13,55% of high school graduates, 10,32% Diploma graduates, and 1,05% of elementary and junior high school graduates.*

**Gambar** 2.1  
**Figures**

**Jumlah Pegawai Negeri Sipil Menurut Tingkat Pendidikan dan Jenis Kelamin di Kabupaten Barru, 2019**  
**Number of Civil Servant by Educational Level and Sex In Barru Regency, 2019**

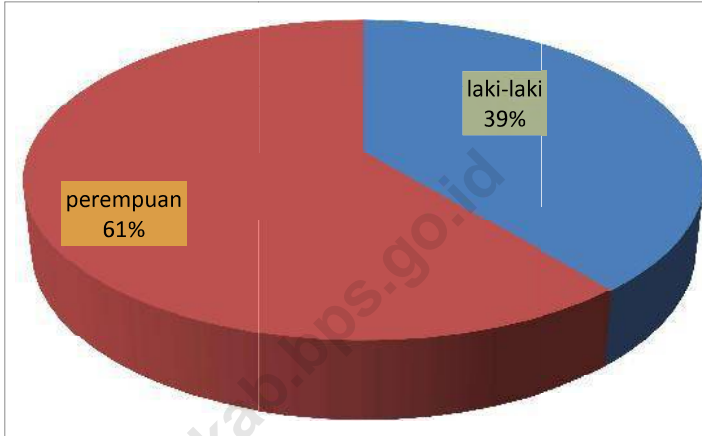


Sumber/Source : Badan Kepegawaian Daerah dan Pengembangan SDM Kabupaten Barru  
*Human Resources and Development Agencies of Barru Regency*



**Gambar** 2.2  
**Figures**

**Jumlah Pegawai Negeri Sipil Menurut Jenis Kelamin di Kabupaten Barru 2019**  
**Number of Civil Servant by Sex In Barru Regency, 2019**



Sumber/Source : Badan Kepegawaian Daerah dan Pengembangan SDM Kabupaten Barru  
*Human Resources and Development Agencies of Barru Regency*

## 2.1 WILAYAH ADMINISTRATIF ADMINISTRATIVE AREA

**Tabel** 2.1.1 **Jumlah Desa<sup>1</sup>/Kelurahan Menurut Kecamatan di Kabupaten Barru, (2015)–(2019)**  
**Table** 2.1.1 **Number of Villages<sup>1</sup>/Kelurahan by Subdistrict in Barru Regency, (2015)–(2019)**

| Kecamatan<br>Subdistrict | (2015)    | (2016)    | (2017)    | (2018)    | (2019)    |
|--------------------------|-----------|-----------|-----------|-----------|-----------|
| (1)                      | (2)       | (3)       | (4)       | (5)       | (6)       |
| Tanete Riaja             | 7         | 7         | 7         | 7         | 7         |
| Pujananting              | 7         | 7         | 7         | 7         | 7         |
| Tanete Rilau             | 10        | 10        | 10        | 10        | 10        |
| Barru                    | 10        | 10        | 10        | 10        | 10        |
| Soppeng Riaja            | 7         | 7         | 7         | 7         | 7         |
| Balusu                   | 6         | 6         | 6         | 6         | 6         |
| Mallusetasi              | 8         | 8         | 8         | 8         | 8         |
|                          |           |           |           |           |           |
|                          |           |           |           |           |           |
|                          |           |           |           |           |           |
|                          |           |           |           |           |           |
|                          |           |           |           |           |           |
|                          |           |           |           |           |           |
|                          |           |           |           |           |           |
|                          |           |           |           |           |           |
| <b>Kabupaten Barru</b>   | <b>55</b> | <b>55</b> | <b>55</b> | <b>55</b> | <b>55</b> |

Catatan/Note: <sup>1</sup> Termasuk kelurahan dan Unit Permukiman Transmigrasi (UPT)/Include Transmigration Settlement Unit  
 Sumber/Source: Peraturan Kepala Badan Pusat Statistik Nomor 29 Tahun 2018 Tanggal 15 Januari 2018 tentang Perubahan Atas Peraturan Kepala Badan Pusat Statistik Nomor 55 Tahun 2017 tentang Kode dan Nama Wilayah Kerja Statistik Tahun 2017  
 Chief Statistician Regulation Number 29/2018, January 15 2018, as a revision of Chief Statistician Regulation Number 55 of 2017 on Code and Name of Regional Level of Data Collection.

**Tabel**  
**Table** 2.1.2

**Jumlah Desa, Kelurahan, Lingkungan, Dusun, Rukun  
Tetangga Menurut Kecamatan di Kabupaten Barru,  
(2019)**  
**Number of Villages, Kelurahan, Lingkungan, Dusun and  
Rukun Tetangga by Subdistrict in Barru Regency, (2019)**

| Kecamatan<br>Subdistrict | Desa<br>Village | Kelurahan | Lingkungan | Dusun      | Rukun<br>Tetangga |
|--------------------------|-----------------|-----------|------------|------------|-------------------|
| (1)                      | (2)             | (3)       | (4)        | (5)        | (6)               |
| Tanete Riaja             | 6               | 1         | 4          | 31         | 113               |
| Pujananting              | 6               | 1         | 4          | 40         | 101               |
| Tanete Rilau             | 8               | 2         | 7          | 29         | 122               |
| Barru                    | 5               | 5         | 23         | 19         | 166               |
| Soppeng Riaja            | 5               | 2         | 4          | 17         | 61                |
| Balusu                   | 5               | 1         | 4          | 23         | 77                |
| Mallusetasi              | 5               | 3         | 12         | 22         | 118               |
|                          |                 |           |            |            |                   |
|                          |                 |           |            |            |                   |
|                          |                 |           |            |            |                   |
|                          |                 |           |            |            |                   |
|                          |                 |           |            |            |                   |
|                          |                 |           |            |            |                   |
|                          |                 |           |            |            |                   |
|                          |                 |           |            |            |                   |
|                          |                 |           |            |            |                   |
|                          |                 |           |            |            |                   |
| <b>Kabupaten Barru</b>   | <b>40</b>       | <b>15</b> | <b>58</b>  | <b>181</b> | <b>758</b>        |

Catatan/Note: ...

Sumber/Source: Dinas Pemberdayaan Masyarakat dan Desa, Pengendalian Penduduk dan Keluarga Berencana, Pemberdayaan Perempuan dan Perlindungan Anak Kabupaten Barru  
*Community and Village Empowerment, Population Control and Family Planning, Womens Empowerment and Child Protection Services of Barru regency*

**Tabel**  
**Table** 2.1.3**Klasifikasi Desa dan Kelurahan Menurut Kecamatan di Kabupaten Barru, (2019)**  
**Classification of Villages by Subdistrict in Barru Regency, (2019)**

| Kecamatan<br>Subdistrict | Klasifikasi Desa<br>Classification of Villages |                       |                              | Jumlah<br>Total |
|--------------------------|--|-----------------------|------------------------------|-----------------|
|                          | Swadaya<br>Self Power                          | Swakarya<br>Self Work | Swasembada<br>Self Providing |                 |
| (1)                      | (2)  | (3)                   | (4)                          | (5)             |
| Tanete Riaja             | 2  | 3                     | 2                            | 7               |
| Pujananting              | 1  | 3                     | 3                            | 7               |
| Tanete Rilau             | 3  | -                     | 7                            | 10              |
| Barru                    | 3  | 1                     | 6                            | 10              |
| Soppeng Riaja            | 3  | 1                     | 3                            | 7               |
| Balusu                   | 1  | 4                     | 1                            | 6               |
| Mallusetasi              | -  | 4                     | 4                            | 8               |
| <b>Kabupaten Barru</b>   | <b>13</b>                                      | <b>16</b>             | <b>26</b>                    | <b>55</b>       |

Catatan/Note: ...

Sumber/Source: Dinas Pemberdayaan Masyarakat dan Desa, Pengendalian Penduduk dan Keluarga Berencana, Pemberdayaan Perempuan dan Perlindungan Anak Kabupaten Barru  
*Community and Village Empowerment, Population Control and Family Planning, Womens Empowerment and Child Protection Services of Barru regency*

## 2.2 DEWAN PERWAKILAN RAKYAT DAERAH THE REGIONAL PEOPLE'S REPRESENTATIVE ASSEMBLY

**Tabel** 2.2.1 **Jumlah Anggota Dewan Perwakilan Rakyat Daerah Menurut Fraksi dan Jenis Kelamin di Kabupaten Barru, 2019**  
*Number of Regional Parlements Member by Fraction and Sex in Barru Regency, 2019*

| Nama Fraksi<br><i>Name of Fraction</i> | Anggota<br><i>Members</i> |                            | Jumlah<br><i>Total</i> | Persentase<br><i>Percentage</i> |
|--|---------------------------|----------------------------|------------------------|---------------------------------|
|  | Laki-laki<br><i>Male</i>  | Perempuan<br><i>Female</i> |                        |                                 |
| (1)                                    | (2)                       | (3)                        | (4)                    | (5)                             |
| Partai Golongan Karya                  | 5                         | -                          | 5                      | 20                              |
| Partai Nasdem                          | 4                         | 1                          | 5                      | 20                              |
| Partai Gerindra                        | 2                         | 1                          | 3                      | 12                              |
| Partai Demokrat                        | 1                         | -                          | 1                      | 4                               |
| Partai Demokrasi Indonesia Perjuangan  | 2                         | 1                          | 3                      | 12                              |
| Partai Keadilan Sejahtera              | 1                         | 1                          | 2                      | 8                               |
| Partai Persatuan Pembangunan           | 1                         | -                          | 1                      | 4                               |
| Partai Kebangkitan Bangsa              | 3                         | 2                          | 5                      | 20                              |
| <b>Jumlah/Total</b>                    | <b>19</b>                 | <b>6</b>                   | <b>25</b>              | <b>100</b>                      |

Catatan/Note: ...

Sumber/Source: Sekretariat DPRD Kabupaten Barru / *Secretariat of The Regional Representative Council of Barru Regency*

**Tabel**  
**Table 2.2.2****Jumlah Keputusan dan Perda Dewan Perwakilan Rakyat Daerah Kabupaten Barru, 2015-2019**  
**Number of Decision and Regional Regulation of Regional Parlemtent of Barru Regency, 2015-2019**

| <b>Produk<br/>Product</b>                                      | <b>2015</b> | <b>2016</b> | <b>2017</b> | <b>2018</b> | <b>2019</b> |
|--|-------------|-------------|-------------|-------------|-------------|
| <b>(1)</b>   | <b>(2)</b>  | <b>(3)</b>  | <b>(4)</b>  | <b>(5)</b>  | <b>(6)</b>  |
| Peraturan Daerah<br><i>Regional Regulation</i>                 | 9           | 17          | 19          | 5           | 15          |
| Keputusan DPRD<br><i>Parlemen Decision</i>                     | 22          | 29          | 26          | 31          | 32          |
| Keputusan Pimpinan DPRD<br><i>Chairman Parlemtent Decision</i> | -           | -           | -           | -           | -           |
| Keputusan Daerah<br><i>Regional Decision</i>                   | -           | -           | -           | -           | -           |
| Rapat-rapat<br><i>Meeting</i>                                  | 208         | 140         | 128         | 175         | 143         |
| Lainnya<br><i>Others</i>                                       | 4           | -           | -           | -           | -           |
| <b>Jumlah/Total</b>  | <b>243</b>  | <b>186</b>  | <b>173</b>  | <b>211</b>  | <b>190</b>  |

Catatan/Note: ...

Sumber/Source: Sekretariat DPRD Kabupaten Barru / *Secretariat of The Regional Representative Council of Barru Regency*

## 2.3 SUMBER DAYA MANUSIA HUMAN RESOURCES

**Tabel** 2.3.1 **Jumlah Pegawai Negeri Sipil Menurut Jabatan dan Jenis Kelamin, Desember (2018) dan Desember (2019) di Kabupaten Barru**  
*Number of Civil Servants by Occupation and Sex, Desember (2018) dan Desember (2019) in Barru Regency*

| Kecamatan<br><i>Subdistrict</i>                   | (2018)                   |                            | Jumlah<br><i>Total</i> |
|---|--------------------------|----------------------------|------------------------|
|   | Laki-laki<br><i>Male</i> | Perempuan<br><i>Female</i> |                        |
| (1)   | (2)                      | (3)                        | (4)                    |
| Fungsional Tertentu<br><i>Specific Functional</i> | 797                      | 1 882                      | 2 679                  |
| Fungsional Umum<br><i>Staf General Functional</i> | 479                      | 390                        | 869                    |
| Struktural/ <i>Structural</i>                     | 340                      | 234                        | 574                    |
| Eselon V/5th Echelon                              | -                        | -                          | -                      |
| Eselon IV/4th Echelon                             | 204                      | 201                        | 405                    |
| Eselon III/3rd Echelon                            | 112                      | 31                         | 143                    |
| Eselon II/2nd Echelon                             | 24                       | 2                          | 26                     |
| Eselon I/1st Echelon                              | -                        | -                          | -                      |
| <b>Jumlah/Total</b>                               | <b>1 616</b>             | <b>2 506</b>               | <b>4 122</b>           |

Lanjutan Tabel/Continued Table 2.3.1

| Kecamatan<br>Subdistrict                          | (2019)            |                     | Jumlah<br>Total |
|---|-------------------|---------------------|-----------------|
|   | Laki-laki<br>Male | Perempuan<br>Female |                 |
| (1)   | (5)               | (6)                 | (7)             |
| Fungsional Tertentu<br><i>Specific Functional</i> | 795               | 1 854               | 2 649           |
| Fungsional Umum<br><i>Staf General Functional</i> | 446               | 388                 | 834             |
| Struktural/Structural                             | 351               | 254                 | 605             |
| Eselon V/5th Echelon                              | -                 | -                   | -               |
| Eselon IV/4th Echelon                             | 221               | 220                 | 441             |
| Eselon III/3rd Echelon                            | 99                | 32                  | 131             |
| Eselon II/2nd Echelon                             | 31                | 2                   | 33              |
| Eselon I/1st Echelon                              | -                 | -                   | -               |
| <b>Jumlah/Total</b>                               | <b>1 592</b>      | <b>2 496</b>        | <b>4 088</b>    |

Catatan/Note: ...

Sumber/Source: Badan Kepegawaian dan Pengembangan SDM Kabupaten Barru/ *Human Resource and Development Agencies of Barru Regency*



**Tabel**  
**Table** 2.3.2

**Jumlah Pegawai Negeri Sipil Menurut Tingkat Pendidikan dan Jenis Kelamin Desember (2018) dan Desember (2019) di Kabupaten Barru**  
**Number of Civil Servants by Educational Level and Sex December (2018) and December (2019) in Barru Regency**

| Tingkat Pendidikan<br><i>Educational Level</i>                            | (2018)                   |                            |                        |
|---|--------------------------|----------------------------|------------------------|
|   | Laki-laki<br><i>Male</i> | Perempuan<br><i>Female</i> | Jumlah<br><i>Total</i> |
| (1)   | (2)                      | (3)                        | (4)                    |
| Sampai dengan SD<br><i>Up to Primary School</i>                           | 14                       | -                          | 14                     |
| SMP/Sederajat<br><i>General Vocational Junior High School</i>             | 27                       | 5                          | 32                     |
| SMA/Sederajat<br><i>General/Vocational Senior High School</i>             | 327                      | 286                        | 61                     |
| Diploma I, II/Akta I, II<br><i>Diploma I, II/Akta I, II</i>               | 54                       | 86                         | 140                    |
| Diploma III/Akta III/Sarjana Muda<br><i>Diploma III/Akta III/Bachelor</i> | 61                       | 239                        | 300                    |
| Tingkat Sarjana/Doktor/Ph.D<br><i>University Graduates</i>                | 1 133                    | 1 890                      | 3 023                  |
| <b>Jumlah/Total</b>   | <b>1 616</b>             | <b>2 506</b>               | <b>4 122</b>           |

Lanjutan Tabel/Continued Table 2.3.2

| Tingkat Pendidikan<br><i>Educational Level</i>                            | (2019)                   |                            |                        |
|---|--------------------------|----------------------------|------------------------|
|   | Laki-laki<br><i>Male</i> | Perempuan<br><i>Female</i> | Jumlah<br><i>Total</i> |
| (1)   | (5)                      | (6)                        | (7)                    |
| Sampai dengan SD<br><i>Up to Primary School</i>                           | 12                       | -                          | 12                     |
| SMP/Sederajat<br><i>General Vocational Junior High School</i>             | 27                       | 4                          | 31                     |
| SMA/Sederajat<br><i>General/Vocational Senior High School</i>             | 297                      | 257                        | 554                    |
| Diploma I, II/Akta I, II<br><i>Diploma I, II/Akta I, II</i>               | 52                       | 84                         | 136                    |
| Diploma III/Akta III/Sarjana Muda<br><i>Diploma III/Akta III/Bachelor</i> | 54                       | 232                        | 286                    |
| Tingkat Sarjana/Doktor/Ph.D<br><i>University Graduates</i>                | 1 150                    | 1 919                      | 3 069                  |
| <b>Jumlah/Total</b>   | <b>1 592</b>             | <b>2 496</b>               | <b>4 088</b>           |

Catatan/Note: ...

Sumber/Source: Badan Kepegawaian dan Pengembangan SDM Kabupaten Barru/*Human Resource and Development Agencies of Barru Regency*

**Tabel**  
**Table** 2.3.3

**Jumlah Pegawai Negeri Sipil Menurut Tingkat  
Kepangkatan dan Jenis Kelamin Desember (2018) dan  
Desember (2019) di Kabupaten Barru**  
*Number of Civil Servants by Hierarchy and Sex, December  
(2018) and December (2019) in Barru Regency*

| Pangkat/Golongan/Ruang<br><i>Hierarchy</i> | (2018)                   |                            |                        |
|--|--------------------------|----------------------------|------------------------|
|  | Laki-laki<br><i>Male</i> | Perempuan<br><i>Female</i> | Jumlah<br><i>Total</i> |
| (1)  | (2)                      | (3)                        | (4)                    |
| 1. I/A (Juru Muda)                         | 1                        | -                          | 1                      |
| 2. I/B (Juru Muda Tingkat I)               | 3                        | -                          | 3                      |
| 3. I/C (Juru)                              | 9                        | 1                          | 10                     |
| 4. I/D (Juru Tingkat I)                    | 12                       | 3                          | 15                     |
| <b>Golongan I/Range I</b>                  | 25                       | 4                          | 29                     |
| 5. II/A (Pengatur Muda)                    | 21                       | 4                          | 25                     |
| 6. II/B (Pengatur Muda Tingkat I)          | 65                       | 46                         | 111                    |
| 7. II/C (Pengatur)                         | 158                      | 144                        | 302                    |
| 8. II/D (Pengatur Tingkat I)               | 66                       | 64                         | 130                    |
| <b>Golongan II/Range II</b>                | 310                      | 258                        | 568                    |
| 9. III/A (Penata Muda)                     | 144                      | 318                        | 462                    |
| 10. III/B (Penata Muda Tingkat I)          | 204                      | 510                        | 714                    |
| 11. III/C (Penata)                         | 168                      | 322                        | 490                    |
| 12. III/D (Penata Tingkat I)               | 219                      | 307                        | 526                    |
| <b>Golongan III/Range III</b>              | 735                      | 1 457                      | 2 192                  |
| 13. IV/A (Pembina)                         | 227                      | 305                        | 532                    |
| 14. IV/B (Pembina Tingkat I)               | 294                      | 475                        | 769                    |
| 15. IV/C (Pembina Utama Muda)              | 24                       | 7                          | 31                     |
| 16. IV/D (Pembina Utama Madya)             | 1                        | -                          | 1                      |
| 17. IV/E (Pembina Utama)                   | -                        | -                          | -                      |
| <b>Golongan IV/Range IV</b>                | 546                      | 787                        | 1 333                  |
| <b>Jumlah/Total</b>                        | <b>1 616</b>             | <b>2 506</b>               | <b>4 122</b>           |

Lanjutan Tabel/*Continued Table 2.3.3*

| Pangkat/Golongan/Ruang<br><i>Hierarchy</i> | (2019)                   |                            |                        |
|--|--------------------------|----------------------------|------------------------|
|  | Laki-laki<br><i>Male</i> | Perempuan<br><i>Female</i> | Jumlah<br><i>Total</i> |
| (1)  | (5)                      | (6)                        | (7)                    |
| 1. I/A (Juru Muda)                         | -                        | -                          | -                      |
| 2. I/B (Juru Muda Tingkat I)               | 3                        | -                          | 3                      |
| 3. I/C (Juru)                              | 7                        | -                          | 7                      |
| 4. I/D (Juru Tingkat I)                    | 15                       | 3                          | 18                     |
| <b>Golongan I/Range I</b>                  | 25                       | 3                          | 28                     |
| 5. II/A (Pengatur Muda)                    | 14                       | 2                          | 16                     |
| 6. II/B (Pengatur Muda Tingkat I)          | 62                       | 46                         | 108                    |
| 7. II/C (Pengatur)                         | 107                      | 114                        | 221                    |
| 8. II/D (Pengatur Tingkat I)               | 98                       | 58                         | 156                    |
| <b>Golongan II/Range II</b>                | 281                      | 220                        | 501                    |
| 9. III/A (Penata Muda)                     | 168                      | 298                        | 466                    |
| 10. III/B (Penata Muda Tingkat I)          | 184                      | 473                        | 657                    |
| 11. III/C (Penata)                         | 191                      | 407                        | 598                    |
| 12. III/D (Penata Tingkat I)               | 216                      | 321                        | 537                    |
| <b>Golongan III/Range III</b>              | 759                      | 1 499                      | 2 258                  |
| 13. IV/A (Pembina)                         | 210                      | 281                        | 491                    |
| 14. IV/B (Pembina Tingkat I)               | 291                      | 484                        | 775                    |
| 15. IV/C (Pembina Utama Muda)              | 26                       | 9                          | 35                     |
| 16. IV/D (Pembina Utama Madya)             | -                        | -                          | -                      |
| 17. IV/E (Pembina Utama)                   | -                        | -                          | -                      |
| <b>Golongan IV/Range IV</b>                | 527                      | 774                        | 1 301                  |
| <b>Jumlah/Total</b>                        | <b>1 592</b>             | <b>2 496</b>               | <b>4 088</b>           |

Catatan/Note: ...

Sumber/Source: Badan Kepegawaian dan Pengembangan SDM Kabupaten Barru/*Human Resource and Development Agencies of Barru Regency*

**Tabel**  
**Table 2.3.4**

**Jumlah Pegawai Negeri Sipil Menurut Instansi dan Golongan Desember (2018) dan Desember (2019) di Kabupaten Barru**  
**Number of Civil Servants by Ministry and Hierarchy December (2018) and December (2019) in Barru Regency**

| Dinas/Instansi Pemerintah<br><i>Ministry</i>       | Golongan<br><i>Hierarchy</i> |     |     |      | Jumlah<br><i>Total</i> |
|--|------------------------------|-----|-----|------|------------------------|
|  | I                            | II  | III | IV   |                        |
| (1)  | (2)                          | (3) | (4) | (5)  | (6)                    |
| Sekretaris Daerah                                  | 2                            | 23  | 58  | 14   | 97                     |
| Sekretariat DPRD                                   | -                            | 6   | 13  | 4    | 23                     |
| KPU  | -                            | -   | 3   | -    | 3                      |
| Inspektorat  | -                            | 1   | 28  | 5    | 34                     |
| Badan Kepegawaian dan Pengembangan SDM             | -                            | 7   | 21  | 2    | 30                     |
| Badan Perencana Penelitian dan Pengembangan Daerah | 1                            | 1   | 23  | 4    | 29                     |
| Badan Pemberdayaan Masyarakat Desa, PPKB dan P3A   | -                            | 11  | 18  | 6    | 35                     |
| Badan Kesbang dan Politik                          | 1                            | 2   | 8   | 5    | 16                     |
| Badan Penanggulangan Bencana Daerah                | -                            | 2   | 14  | 4    | 20                     |
| Badan Pendapatan Daerah                            | 1                            | 6   | 17  | 5    | 29                     |
| Badan Pengelola Keuangan dan Aset daerah           | -                            | 14  | 33  | 5    | 52                     |
| Dinas Ketahanan Pangan                             | -                            | 2   | 17  | 3    | 22                     |
| Dinas Kependudukan dan Pencatatan Sipil            | -                            | 6   | 19  | 4    | 29                     |
| Dinas Koperasi, UMKM dan Perdagangan               | -                            | 3   | 21  | 4    | 28                     |
| Dinas Pendidikan                                   | 13                           | 139 | 928 | 1091 | 2171                   |
| Dinas Kesehatan                                    | -                            | 65  | 380 | 49   | 494                    |
| Dinas Perumahan dan Kawasan Pemukiman              | -                            | 2   | 21  | 2    | 25                     |
| Dinas Pekerjaan Umum dan Penataan Ruang            | 1                            | 10  | 37  | 1    | 49                     |

Lanjutan Tabel/Continued Table 2.3.4

| Dinas/Instansi Pemerintah<br>Ministry        | Golongan<br>Hierarchy |            |              |              | Jumlah<br>Total |
|--|-----------------------|------------|--------------|--------------|-----------------|
|  | I                     | II         | III          | IV           |                 |
| (1)  | (2)                   | (3)        | (4)          | (5)          | (6)             |
| Dinas Pertanian                              | -                     | 11         | 70           | 21           | 102             |
| Dinas Perikanan                              | -                     | 1          | 21           | 2            | 24              |
| Dinas Perhubungan                            | 1                     | 12         | 24           | 3            | 40              |
| Dinas Komunikasi Informatika dan Statistik   | -                     | 4          | 17           | 4            | 25              |
| Dinas Sosial                                 | 2                     | 4          | 15           | 5            | 26              |
| Dinas Pariwisata                             | 1                     | 3          | 16           | 4            | 24              |
| Dinas Kepemudaan dan Olah Raga               | -                     | 2          | 16           | 5            | 23              |
| Dinas Perpustakaan dan Kearsipan             | -                     | 4          | 23           | 6            | 33              |
| Dinas Penanaman Modal, PTSP dan Tenaga Kerja | 1                     | 3          | 19           | 5            | 28              |
| Dinas Lingkungan Hidup                       | -                     | 2          | 16           | 3            | 21              |
| Satuan Polisi Pamong Praja                   | 1                     | 31         | 21           | 3            | 56              |
| RSUD   | -                     | 10         | 191          | 22           | 223             |
| Kecamatan                                    | 3                     | 67         | 76           | 10           | 156             |
| Kelurahan                                    | -                     | 47         | 74           | -            | 121             |
| <b>Jumlah/Total</b>                          | <b>28</b>             | <b>501</b> | <b>2 258</b> | <b>1 301</b> | <b>4 088</b>    |

Catatan/Note: ...

Sumber/Source: Badan Kepegawaian dan Pengembangan SDM Kabupaten Barru/ Human Resource and Development Agencies of Barru Regency

## 2.4 KEUANGAN PEMERINTAH GOVERNMENT FINANCE

**Tabel 2.4.1** Realisasi Pendapatan Pemerintah Kabupaten Barru Menurut Jenis Pendapatan (ribu rupiah), 2016–2019  
*Actual Barru Regency Government Revenues by Kind of Revenues (thousand rupiahs), 2016–2019*

| Jenis Pendapatan/Kind of Revenues  | 2016               | 2017                 |
|--|--------------------|----------------------|
| (1)  | (2)                | (3)                  |
| <b>1. Pendapatan Asli Daerah (PAD)/Regional Revenue</b>  | 82 525 914         | 130 579 972          |
| 1.1 Pajak Daerah/Regional Tax  | 11 487 577         | 22 134 247           |
| 1.2 Retribusi Daerah/Regional Retribution  | 7 036 836          | 6 258 478            |
| 1.3 Hasil Perusahaan Milik Daerah dan Pengelolaan Kekayaan Daerah yang Dipisahkan/Regional-Owned Company Revenue and Separated Management of Regional Wealth | 8 600 199          | 9 637 357            |
| 1.4 Lain-lain PAD yang Sah/Other Regional Revenue  | 55 401 302         | 92 549 890           |
| <b>2. Dana Perimbangan/Balance Funds</b>   | 800 658 634        | 804 111 869          |
| 2.1 Bagi Hasil Pajak/Tax Sharing Revenue   | 14 026 190         | 11 631 882           |
| 2.2 Bagi Hasil Bukan Pajak/Sumber Daya Alam/Non-Tax Sharing Revenue/Natural Resources  | 7 455 657          | 3 531 063            |
| 2.3 Dana Alokasi Umum/General Allocation Fund  | 519 152 475        | 510 227 516          |
| 2.4 Dana Alokasi Khusus/Special Allocation Fund  | 260 024 312        | 278 721 408          |
| <b>3. Lain-lain Pendapatan yang Sah/Other Revenue</b>  | 79 511 676         | 80 972 977           |
| 3.1 Pendapatan Hibah/Grant   | 3 922 468          | -                    |
| 3.2 Dana Darurat/Emergency Fund  | -                  | -                    |
| 3.3 Dana Bagi Hasil Pajak dari Provinsi dan Pemerintah Daerah Lainnya/Tax Sharing Revenue from Provincial and Other Regional Governments                     | 34 790 937         | 38 224 416           |
| 3.4 Dana Penyesuaian dan Otonomi Daerah/Regional Adjustment and Autonomy Fund  | 5 000 000          | -                    |
| 3.5 Bantuan Keuangan dari Provinsi atau Pemerintah Daerah Lainnya/Financial Assistance from Provincial or Other Regional Governments                         | 8 340 603          | 6 615 275            |
| 3.6 Lainnya/Others   | 27 457 668         | 36 133 286           |
| <b>Jumlah/Total</b>  | <b>962 696 224</b> | <b>1 015 664 818</b> |

Lanjutan Tabel/Continued Table 2.4.1

| Jenis Pendapatan/ <i>Kind of Revenues</i>  | 2018                  | 2019                  |
|--|-----------------------|-----------------------|
| (1)  | (4)                   | (5)                   |
| <b>1. Pendapatan Asli Daerah (PAD)/Regional Revenue</b>  | 104 627 706,92        | 103 870 138,50        |
| 1.1 Pajak Daerah/ <i>Regional Tax</i>  | 17 964 683,70         | 20 392 597,33         |
| 1.2 Retribusi Daerah/ <i>Regional Retribution</i>  | 7 124 358,58          | 8 794 733,33          |
| 1.3 Hasil Perusahaan Milik Daerah dan Pengelolaan Kekayaan Daerah yang Dipisahkan/ <i>Regional-Owned Company Revenue and Separated Management of Regional Wealth</i> | 8 447 705,16          | 9 434 009,60          |
| 1.4 Lain-lain PAD yang Sah/ <i>Other Regional Revenue</i>  | 71 090 959,48         | 65 248 798,23         |
| <b>2. Dana Perimbangan/Balance Funds</b>   | 733 938 276,79        | 703 290 448,39        |
| 2.1 Bagi Hasil Pajak/ <i>Tax Sharing Revenue</i>   | 10 147 408,98         | 8 053 983,40          |
| 2.2 Bagi Hasil Bukan Pajak/Sumber Daya Alam/ <i>Non-Tax Sharing Revenue/Natural Resources</i>  | 4 363 363,60          | 5 963 043,12          |
| 2.3 Dana Alokasi Umum/ <i>General Allocation Fund</i>  | 510 978 699,00        | 531 962 179,00        |
| 2.4 Dana Alokasi Khusus/ <i>Special Allocation Fund</i>  | 208 448 805,22        | 157 311 242,86        |
| <b>3. Lain-lain Pendapatan yang Sah/Other Revenue</b>  | 124 745 148,77        | 133 547 148,33        |
| 3.1 Pendapatan Hibah/ <i>Grant</i>   | 21 945 242,09         | 22 407 918,37         |
| 3.2 Dana Darurat/ <i>Emergency Fund</i>  | -                     | -                     |
| 3.3 Dana Bagi Hasil Pajak dari Provinsi dan Pemerintah Daerah Lainnya/ <i>Tax Sharing Revenue from Provincial and Other Regional Governments</i>                     | 36 238 334,49         | 43 901 994,56         |
| 3.4 Dana Penyesuaian dan Otonomi Daerah/ <i>Regional Adjustment and Autonomy Fund</i>  | 58 450 855,00         | 61 600 653,00         |
| 3.5 Bantuan Keuangan dari Provinsi atau Pemerintah Daerah Lainnya/ <i>Financial Assistance from Provincial or Other Regional Governments</i>                         | 8 110 717,19          | 5 636 582,40          |
| 3.6 Lainnya/ <i>Others</i>   | -                     | -                     |
| <b>Jumlah/Total</b>  | <b>963 311 132,48</b> | <b>940 707 735,22</b> |

Catatan/Note: ...

Sumber/Source: Badan Pengelola Keuangan dan Aset Daerah Kabupaten Barru  
*Regional Finance and Asset Management Board of Barru regency*



**Tabel**  
**Table** 2.4.2

**Realisasi Belanja Pemerintah Kabupaten Barru Menurut  
Jenis Belanja (ribu rupiah), 2016–2019  
Actual Barru Regency Government Expenditures by Kind of  
Expenditures (thousand rupiahs), 2016–2019**

| Jenis Pendapatan<br><i>Kind of Revenues</i>                         | 2016               | 2017                 |
|---|--------------------|----------------------|
| (1)   | (2)                | (3)                  |
| <b>1. Belanja Tidak Langsung/<i>Indirect Expenditures</i></b>       | 497 251 067        | 453 262 833          |
| 1.1 Belanja Pegawai/ <i>Personnel Expenditures</i>                  | 393 926 257        | 350 912 266          |
| 1.2 Belanja Bunga/ <i>Interest Expenditures</i>                     | 3 333 986          | 3 265 149            |
| 1.3 Belanja Subsidi/ <i>Subsidies Expenditures</i>                  | -                  | 2 918 016            |
| 1.4 Belanja Hibah/ <i>Grant Expenditures</i>                        | 16 698 379         | 5 742 000            |
| 1.5 Belanja Bantuan Sosial/ <i>Social Aid Expenditures</i>          | -                  | -                    |
| 1.6 Belanja Bagi Hasil/ <i>Sharing Fund Expenditure</i>             | -                  | -                    |
| 1.7 Belanja Bantuan Keuangan/ <i>Financial Aids Expenditures</i>    | 83 275 875         | 90 275 979           |
| 1.8 Belanja Tidak Terduga/ <i>Unpredicted Expenditures</i>          | 16 570             | 149 423              |
| <b>2. Belanja Langsung/<i>Direct Expenditures</i></b>               | 451 828 497        | 553 396 597          |
| 2.1 Belanja Pegawai/ <i>Personnel Expenditures</i>                  | 24 814 135         | 33 743 162           |
| 2.2 Belanja Barang dan Jasa/ <i>Goods and Services Expenditures</i> | 141 737 696        | 174 386 411          |
| 2.3 Belanja Modal/ <i>Capital Expenditure</i>                       | 285 276 666        | 345 267 024          |
| <b>Jumlah/<i>Total</i></b>  | <b>949 079 564</b> | <b>1 006 659 430</b> |

Lanjutan Tabel/Continued Table 2.4.2

| Jenis Pendapatan<br><i>Kind of Revenues</i>                 | 2018                    | 2019                    |
|---|-------------------------|-------------------------|
| (1)   | (4)                     | (5)                     |
| <b>1. Belanja Tidak Langsung/Indirect Expenditures</b>      | 504 402 151,78          | 544 583 676,79          |
| 1.1 Belanja Pegawai/Personnel Expenditures                  | 382 944 066,59          | 396 800 964,78          |
| 1.2 Belanja Bunga/Interest Expenditures                     | 3 031 557,43            | 2 769 185,86            |
| 1.3 Belanja Subsidi/Subsidies Expenditures                  | -                       | -                       |
| 1.4 Belanja Hibah/Grant Expenditures                        | 22 176 252,15           | 38 962 601,42           |
| 1.5 Belanja Bantuan Sosial/Social Aid Expenditures          | -                       | -                       |
| 1.6 Belanja Bagi Hasil/Sharing Fund Expenditure             | -                       | -                       |
| 1.7 Belanja Bantuan Keuangan/Financial Aids Expenditures    | 96 250 275,62           | 106 050 924,73          |
| 1.8 Belanja Tidak Terduga/Unpredicted Expenditures          | -                       | -                       |
| <b>2. Belanja Langsung/Direct Expenditures</b>              | 519 535 108,58          | 485 032 896,00          |
| 2.1 Belanja Pegawai/Personnel Expenditures                  | 31 436 144,19           | 37 202 444,24           |
| 2.2 Belanja Barang dan Jasa/Goods and Services Expenditures | 227 372 136,30          | 229 003 933,58          |
| 2.3 Belanja Modal/Capital Expenditure                       | 260 726 828,09          | 218 826 518,19          |
| <b>Jumlah/Total</b>   | <b>1 023 937 260,37</b> | <b>1 029 616 572,79</b> |

Catatan/Note: ...

Sumber/Source: Badan Pengelola Keuangan dan Aset Daerah Kabupaten Barru  
Regional Finance and Asset Management Board of Barru regency

**Tabel**  
**Table 2.4.3****Sumber Dana Proyek Di Kabupaten Barru (Juta Rupiah),  
2016–2019**  
**Source of Project Fund in Barru Regency (Million Rupiahs),  
2016–2019**

| <i>Sumber Dana</i><br><i>Source of Fund</i> | 2016                | 2017                | 2018                | 2019                |
|---|---------------------|---------------------|---------------------|---------------------|
| (1)   | (2)                 | (3)                 | (4)                 | (5)                 |
| Bantuan Luar Negeri                         | 1 746,58            | -                   | -                   | -                   |
| Sektoral /APBN                              | 147 636,43          | -                   | 19 724,62           | 14 040,17           |
| Dana Pembangunan Kabupaten                  | 743 770,97          | 681 065,71          | 644 283,75          | 707 787,37          |
| Dana Umum                                   | 519 152,48          | 519 152,48          | 422 402,75          | 534 609,24          |
| Dana Khusus                                 | 224 618,49          | 161 913,24          | 221 881,00          | 173 178,13          |
| APBD TK I                                   | 7 445,16            | -                   | -                   | 49 872,58           |
| APBD TK II/PAD                              | 1 009 754,90        | 860 110,93          | 1 062 259,34        | 1 008 116,61        |
| Rutin Aparatur                              | 597 940, 81         | 511 975,30          | 699 411,19          | 714 045,87          |
| Pembangunan                                 | 411 814,09          | 348 135,64          | 362 848,15          | 294 070,74          |
| <b>Jumlah/Total</b>                         | <b>1 910 354,04</b> | <b>1 541 176,64</b> | <b>1 726 267,71</b> | <b>1 779 816,73</b> |

Catatan/Note: ...

Sumber/Source: Badan Pengelola Keuangan dan Aset Daerah Kabupaten Barru  
*Regional Finance and Asset Management Board of Barru regency*

## 2.5 LAINNYA OTHERS

**Tabel** 2.5.1 **Jumlah Surat Nikah Yang Diterbitkan Menurut Kecamatan di Kabupaten Barru 2015-2019**  
**Table** 2.5.1 **Number of Marriage Certificate by Subdistrict in Barru Regency 2015-2019**

| Kecamatan<br>Sub District | 2015         | 2016         | 2017         | 2018         | 2019         |
|---------------------------|--------------|--------------|--------------|--------------|--------------|
| (1)                       | (2)          | (3)          | (4)          | (5)          | (6)          |
| Tanete Riaja              | 238          | 184          | 190          | 262          | 258          |
| Pujananting               | 111          | 81           | 118          | 125          | 123          |
| Tanete Rilau              | 357          | 353          | 313          | 310          | 373          |
| Barru                     | 329          | 351          | 333          | 376          | 389          |
| Soppeng Riaja             | 163          | 135          | 144          | 169          | 145          |
| Balusu                    | 133          | 174          | 153          | 175          | 200          |
| Mallusetasi               | 216          | 239          | 247          | 2 243        | 257          |
|                           |              |              |              |              |              |
|                           |              |              |              |              |              |
| <b>Kabupaten Barru</b>    | <b>1 547</b> | <b>1 517</b> | <b>1 498</b> | <b>1 660</b> | <b>1 745</b> |

Catatan/Note: ...

Sumber/Source: Kantor Kementerian Agama Kabupaten Barru / Ministry of Religious Affairs of Barru Regency

**Tabel**  
**Table** 2.5.2

**Jumlah Sertifikat Tanah Yang diterbitkan Menurut Jenis Hak Atas Tanah di Kabupaten Barru 2015-2019**  
**Number of Land Certificate by Kinds of Lands Right in Barru Regency 2015-2019**

| Hak Atas Tanah<br><i>Land Right</i>             | 2015   | 2016   | 2017   | 2018   | 2019   |
|---|--------|--------|--------|--------|--------|
| (1)   | (2)    | (3)    | (4)    | (5)    | (6)    |
| Hak Milik<br><i>Property Rights</i>             | 32 924 | 35 333 | 37 915 | 42 885 | 45 688 |
| Hak Guna Bangunan<br><i>Rights for Building</i> | 528    | 563    | 601    | 885    | 947    |
| Hak Guna Usaha<br><i>Rights for Business</i>    | -      | -      | -      | -      | -      |
| Hak Pakai<br><i>Use Rights</i>                  | 317    | 324    | 336    | 651    | 701    |
|   |        |        |        |        |        |
|   |        |        |        |        |        |
|   |        |        |        |        |        |

Catatan/Note: ...

Sumber/Source: Badan Pertanahan Nasional Kabupaten Barru / *Land Agency of Barru Regency*



# PENDUDUK KETENAGAKERJAAN



*Penduduk terbanyak di Kabupaten Barru adalah Kecamatan Barru sebesar 23,97 persen dari total penduduk di kabupaten Barru sedangkan Penduduk yang paling sedikit di Kecamatan Pujananting hanya 7,55 Persen dari total penduduk Kabupaten Barru*





**PENJELASAN TEKNIS**

**TECHNICAL NOTES**

1. **Sumber utama data kependudukan** adalah sensus penduduk yang dilaksanakan setiap sepuluh tahun sekali. Sensus penduduk telah dilaksanakan sebanyak enam kali sejak Indonesia merdeka, yaitu tahun 1961, 1971, 1980, 1990, 2000, dan 2011. Di dalam sensus penduduk, pencacahan dilakukan terhadap seluruh penduduk yang berdomisili di wilayah teritorial Indonesia termasuk warga negara asing kecuali anggota korps diplomatik negara sahabat beserta keluarganya. Metode pengumpulan data dalam sensus dilakukan dengan wawancara antara petugas sensus dengan responden dan juga melalui *e-census*. Pencatatan penduduk menggunakan konsep *usual residence*, yaitu konsep di mana penduduk biasa bertempat tinggal. Bagi penduduk yang bertempat tinggal tetap dicacah di mana mereka biasa tinggal, sedangkan untuk penduduk yang tidak bertempat tinggal tetap dicacah di tempat di mana mereka ditemukan petugas sensus pada malam ‘Hari Sensus’. Termasuk penduduk yang tidak bertempat tinggal tetap adalah tuna wisma, awak kapal berbendera Indonesia, penghuni perahu/ rumah apung, masyarakat terpencil/terasing, dan pengungsi. Bagi mereka yang mempunyai tempat tinggal tetap dan sedang bepergian ke luar wilayah lebih dari enam bulan, tidak dicacah di tempat tinggalnya, tetapi dicacah di tempat tujuannya. Untuk tahun yang tidak dilaksanakan sensus penduduk, data kependudukan diperoleh dari hasil proyeksi penduduk. Proyeksi penduduk merupakan suatu perhitungan ilmiah yang didasarkan pada asumsi dari komponen-komponen perubahan penduduk, yaitu kelahiran, kematian, dan migrasi. Proyeksi penduduk Indonesia 2011–2035 menggunakan data dasar penduduk hasil SP2011.
2. **Penduduk Indonesia** adalah semua orang yang berdomisili di wilayah teritorial Indonesia selama 6 bulan atau lebih dan atau mereka yang berdomisili kurang dari 6 bulan tetapi bertujuan menetap.
3. **Laju pertumbuhan penduduk** adalah angka yang

1. *The main source of demographic data is population census, which is conducted every ten years. Population Census has been conducted six times since Indonesia’s independence: 1961, 1971, 1980, 1990, 2000, and 2011. The population census enumerates all residents who domicile in the entire territory of Indonesia including foreign citizens except the diplomatic corps members and their families. The method of data collection in a population census involves interviewing respondents and conducting e-census. Enumeration of the population uses the concept of “usual residence”, which is the concept of “places where people usually live”. De jure was applied to the permanent residents, while de facto was applied to non-permanent residents. The permanent residents were enumerated in place where they normally live, the non-permanent residents were enumerated where they were found by the enumerators, on the night of ‘Census Date’. The non permanent residents include homeless people, ship crew, boat people, remote area community, and internally displaced persons. Those who had permanent residence and had been travelling away from their home for six months or more were not enumerated in their permanent place, but in the place where they were during the census. For the periods where the population census is not conducted, population projection is done to estimate population during those years. The population projection is an estimate based on the demographic components, such as birth, death, and migration. Indonesia’s 2011–2035 population projection used the 2011 Population Census as the base population.*
2. *The population of Indonesia are all residents of the entire territory of Indonesia who have stayed for six months or longer, and those who intended to stay more than six months even though their length of stay is less than six months.*
3. *The growth rate of population is the number*

menunjukkan persentase pertambahan penduduk dalam jangka waktu tertentu.

- 4. Kepadatan penduduk** adalah rasio banyaknya penduduk per kilometer persegi.
- 5. Rasio jenis kelamin** adalah perbandingan antara penduduk laki-laki dan penduduk perempuan pada suatu wilayah dan waktu tertentu. Biasanya dinyatakan dengan banyaknya penduduk laki-laki untuk 100 penduduk perempuan.
- 6. Distribusi penduduk** adalah pola persebaran penduduk di suatu wilayah, baik berdasarkan batas-batas geografis maupun berdasarkan batas-batas administrasi pemerintahan.
- 7. Komposisi penduduk** adalah pola persebaran penduduk menurut karakteristiknya, contoh: penduduk menurut kelompok umur, penduduk menurut jenis kelamin
- 8. Rumah tangga** adalah seseorang atau sekelompok orang yang mendiami sebagian atau seluruh bangunan fisik/sensus dan biasanya tinggal bersama serta pengelolaan makan dari satu dapur. Yang dimaksud makan dari satu dapur adalah jika pengurusan kebutuhan sehari-harinya dikelola bersama-sama menjadi satu.
- 9. Anggota rumah tangga** adalah semua orang yang biasanya bertempat tinggal di suatu rumah tangga, baik yang berada di rumah pada waktu pencacahan maupun yang sementara tidak ada.
- 10. Rata-rata anggota rumah tangga** adalah angka yang menunjukkan rata-rata jumlah anggota rumah tangga per rumah tangga.
- 11. Penduduk usia kerja** adalah penduduk yang berumur 15 tahun ke atas.
- 12. Angkatan kerja** adalah penduduk usia kerja (15 tahun ke atas) yang bekerja, punya pekerjaan namun sementara tidak bekerja, dan pengangguran.

*that show percentage of population growth within a specified period.*

- 4. Population density** is ratio of population per square kilometer.
- 5. Sex ratio** is the ratio of males population to females population in a given area and time, usually expressed as the number of males for every 100 females.
- 6. Population distribution** is the pattern of population distribution in an area, either by geographic boundaries or by government administrative boundaries.
- 7. Population composition** is the pattern of population distribution by its characteristics, example: population by age group, population by sex
- 8. Household** is an individual or group of people living in a physical/census building unit or part of it and usually commit on a common provision for food and other essentials of living. Common provision for food means one organising daily needs for all of household members.
- 9. Household member** are those who usually lives in a household regardless of their location at the time of enumeration.
- 10. Average household size** is the average number of household members per household.
- 11. Working age population** is persons of 15 years and over.
- 12. Labor force or economically active** are persons of 15 years and over, who in the previous week were working, temporarily absent from work but having jobs, and unemployment.

- 13. Bekerja** adalah kegiatan ekonomi yang dilakukan oleh seseorang dengan maksud memperoleh atau membantu memperoleh pendapatan atau keuntungan dan lamanya bekerja paling sedikit 1 jam secara terus menerus dalam seminggu yang lalu (termasuk pekerja keluarga tanpa upah yang membantu dalam suatu usaha/kegiatan ekonomi).
- 14. Jumlah jam kerja seluruhnya** adalah jumlah jam kerja yang digunakan untuk bekerja (tidak termasuk jam kerja istirahat resmi dan jam kerja yang digunakan untuk hal-hal di luar pekerjaan).
- 15. Lapangan usaha** adalah bidang kegiatan dari pekerjaan/tempat bekerja di mana seseorang bekerja. Klasifikasi lapangan usaha mengikuti Klasifikasi Baku Lapangan Usaha Indonesia (KBLI) dalam 1 digit.
- 16. Status pekerjaan** adalah kedudukan seseorang dalam unit usaha/ kegiatan dalam melakukan pekerjaan.
- 17. Berusaha sendiri tanpa dibantu orang lain** adalah bekerja atau berusaha dengan menanggung risiko secara ekonomis, yaitu dengan tidak kembalinya ongkos produksi yang telah dikeluarkan dalam rangka usahanya tersebut, serta tidak menggunakan pekerja dibayar maupun pekerja tak dibayar, termasuk yang sifat pekerjaannya memerlukan teknologi atau keahlian khusus.
- 18. Berusaha dibantu buruh tidak tetap/buruh tidak dibayar** adalah bekerja atau berusaha atas risiko sendiri, dan menggunakan buruh/pekerja tak dibayar dan atau buruh/pekerja tidak tetap.
- 19. Berusaha dibantu buruh tetap/buruh dibayar** adalah berusaha atas risiko sendiri dan mempekerjakan paling sedikit satu orang buruh/pekerja tetap yang dibayar.
- 20. Buruh/karyawan/pegawai** adalah seseorang
- 13. Working** is economic activity conducted by a person and intended to earn income by doing work or helping to do work at least one hour continuously during the reference week (including unpaid family worker/s for any economic activity).
- 14. Total working hours** is the total hours spent by an employee to perform all jobs (excluding the time used for other activities which are not classified as work).
- 15. Industry** is field of a person's activity or establishment. The classification of industries follows the Indonesia Standard Industrial Classification (KBLI) in one digit.
- 16. Employment status** is the status of a person at his place of work or establishment where he was employed.
- 17. Own-account worker** is a person who works at his own risk without assisted by paid per mount worker or unpaid worker include technical job or skill job.
- 18. Employer assisted by temporary workers/unpaid worker** is a person who works at his own risk and assisted by temporary worker/unpaid worker.
- 19. Employer assisted by permanent workers/paid workers** is a person who does his business at her/ his own risk at least one assisted by paid permanent worker.
- 20. Employee** is a person who work permanently for

yang bekerja pada orang lain atau instansi/kantor/perusahaan secara tetap dengan menerima upah/gaji baik berupa uang maupun barang. Buruh yang tidak mempunyai majikan tetap, tidak digolongkan sebagai buruh/karyawan, tetapi sebagai pekerja bebas. Seseorang dianggap memiliki majikan tetap jika memiliki 1 (satu) majikan (orang/rumah tangga) yang sama dalam sebulan terakhir, khusus pada sektor bangunan batasannya tiga bulan. Apabila majikannya instansi/lembaga, boleh lebih dari satu.

- 21. Pekerja bebas** adalah seseorang yang bekerja pada orang lain/majikan/institusi yang tidak tetap (lebih dari 1 majikan dalam sebulan terakhir) di usaha pertanian baik berupa usaha rumah tangga maupun bukan usaha rumah tangga, ataupun di nonpertanian atas dasar balas jasa dengan menerima upah atau imbalan baik berupa uang maupun barang, dan baik dengan sistem pembayaran harian maupun borongan
- 22. Pekerja tak dibayar** adalah seseorang yang bekerja membantu usaha untuk memperoleh penghasilan/keuntungan yang dilakukan oleh salah seorang anggota rumah tangga atau bukan anggota rumah tangga tanpa mendapat upah/gaji baik berupa uang maupun barang.

*other people or institution/office/ company and gains some money/cash or goods as wage/salary. Labor who have no permanent employer is not categorized as a laborer/ worker/employee but casual worker. A laborers in general is considered to have a permanent employer if he has the same employer during the past month, particularly for building construction sector is 3 months. If the employer is an institution, more than 1 (one) employer is allowed.*

- 21. Casual employee** is a person who does not work permanently for other people/employer/ institution (more than 1 employer during the last 1 month) in agricultural sector, either home industry or not home industry, or in non-agricultural sector based on remuneration paid with money or goods, and based on daily or contact payment system.
- 22. Unpaid worker** is a person who intended to work without pay either with money or good, in an establishment run by other members of the family, relative or neighbour.

**ULASAN****DESCRIPTION****Kependudukan**

Penduduk Kabupaten Barru berdasarkan proyeksi penduduk tahun 2019 sebanyak 174.323 jiwa yang terdiri atas 83.878 jiwa penduduk laki-laki dan 90.445 jiwa penduduk perempuan. Dibandingkan dengan proyeksi jumlah penduduk tahun 2018, penduduk Barru mengalami pertumbuhan sebesar 0,40 persen dengan masing-masing persentase pertumbuhan penduduk laki-laki sebesar 0,47 persen dan penduduk perempuan sebesar 0,35 persen. Sementara itu besarnya angka rasio jenis kelamin tahun 2019 penduduk laki-laki terhadap penduduk perempuan sebesar 93.

Kepadatan penduduk di Kabupaten Barru tahun 2019 mencapai 148 jiwa/km<sup>2</sup> dengan rata-rata jumlah penduduk per rumah tangga 4 orang. Kepadatan Penduduk di 7 kecamatan cukup beragam dengan kepadatan penduduk tertinggi terletak di kecamatan Tanete Rilau dengan kepadatan sebesar 429 jiwa/km<sup>2</sup> dan terendah di Kecamatan Pujananting sebesar 42 jiwa/Km<sup>2</sup>.

**Ketenagakerjaan**

Jumlah angkatan kerja di Kabupaten Barru per 2019 adalah 74.373. Dari jumlah tersebut, 5,79% adalah pengangguran terbuka. Selain itu, jumlah bukan angkatan kerja adalah 52.611 dengan rincian 11.005 sekolah, 35.590 mengurus rumah tangga dan 6.066 lainnya.

**Population**

*Barru population based population projections for 2019 were 174.323 people consisting of 83.878 inhabitants of the male and 90.445 female population people. This compares with a total Barru Population in 2018, the Population growth of Barru are 0,40 percent with each percentage of the male population growth of 0,47 percent and 0,35 percent for female population. While the magnitude of the sex ratio in 2019 the male population towards the female population are 93*

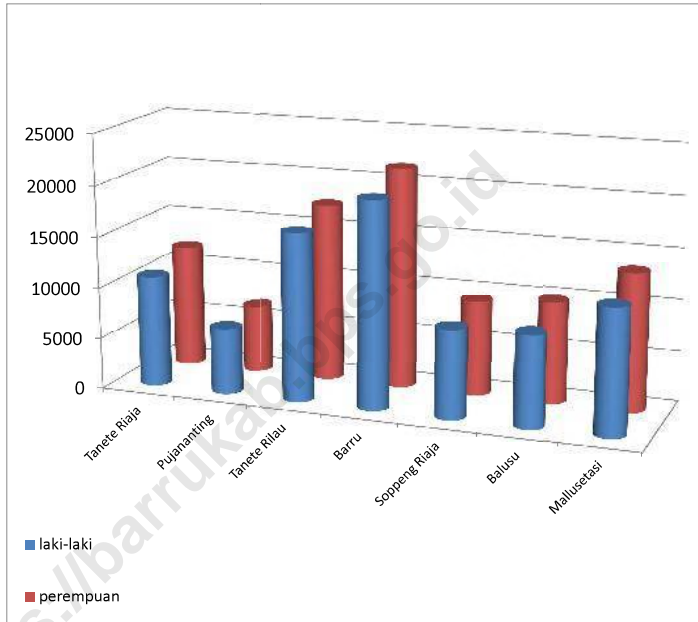
*Population density of Barru Sub District in 2019 reached 148 people/km<sup>2</sup> with the average number of residents per household are 4 people. Population density in 7 subSub Districts are quite diverse with the highest population density of subSub District is located in the subsub District Tanete Rilau with the number of density are 429 people/km<sup>2</sup> and the lowest in SubSub District Pujananting with 42 people/km<sup>2</sup>.*

**Employment**

*In 2019, number of Economically Active is 74.373 where 5,79 % of them were unemployment. On a contrary, the number of Economically Inactive is 52.611 where 11.005 were attending school, 35.590 were housekeeping and 6.066 were others.*

**Gambar** 3.1  
**Figures**

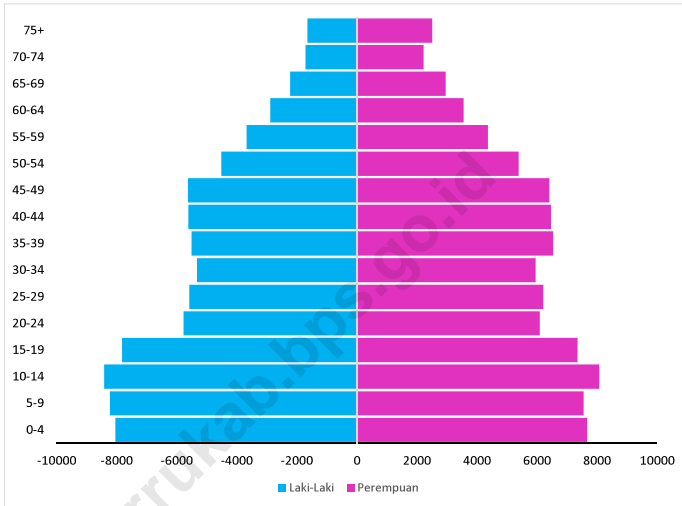
**Komposisi Penduduk Kabupaten Barru Menurut Kecamatan dan Jenis Kelamin, 2019**  
*Population Composition in Barru Regency by Subdistrict and Sex, 2019*



Sumber/Source : Badan Pusat Statistik Kabupaten Barru  
*Statistics of Barru Regency*

**Gambar** 3.2  
**Figures**

**Piramida Penduduk Kabupaten Barru 2019**  
**Population Pyramid of Barru Regency 2019**



Sumber/Source : Badan Pusat Statistik Kabupaten Barru  
Statistics of Barru Regency

### 3.1 PENDUDUK POPULATION

**Tabel 3.1.1 Penduduk, Laju Pertumbuhan Penduduk Per Tahun, Distribusi Persentase Penduduk, Kepadatan Penduduk, Rasio Jenis Kelamin Penduduk Menurut Kecamatan di Kabupaten Barru, (2019)**  
*Population, Annual Population Growth Rate, Percentage Distribution of Population, Population Density, and Population Sex Ratio by Subdistrict in Barru Regency, (2019)*

| Kecamatan<br>Subdistrict                                    | Penduduk (ribu)<br>Population (thousand) | Laju Pertumbuhan Penduduk per<br>Tahun 2018–2019<br>Annual Population Growth Rate (%)<br>2018–2019 |
|---|--|--|
| (1)   | (2)                                      | (3)  |
| Tanate Riaja  | 22 926                                   | 0,4  |
| Pujananting   | 13 157                                   | 0,2  |
| Tanate Rilau  | 33 980                                   | 0,3  |
| Barru   | 41 793                                   | 0,8  |
| Soppeng Riaja   | 17 940                                   | 0,1  |
| Balusu  | 18 893                                   | 0,7  |
| Mallusetasi   | 25 634                                   | 0,1  |
|   |  |  |
|   |  |  |
|   |  |  |
|   |  |  |
|   |  |  |
|   |  |  |
|   |  |  |
|   |  |  |
|   |  |  |
|   |  |  |
|   |  |  |
|   |  |  |
|   |  |  |
| <b>Kabupaten Barru</b>                                      | <b>174 323</b>                           | <b>0,4</b>   |
| Hasil Registrasi/Registration Result                        | 182 373                                  | ...  |
| Hasil Proyeksi <sup>1</sup> /Projection Result <sup>1</sup> | 174 323                                  | 0,4  |



Lanjutan Tabel/*Continued Table* 3.1.1

| <b>Kecamatan<br/>Subdistrict</b>                                   | <b>Persentase Penduduk<br/>Percentage of Total Population</b> | <b>Kepadatan Penduduk per km<sup>2</sup><br/>Population Density per sq.km</b> |
|--|---|---|
| (1)  | (4)   | (5)   |
| Tanate Riaja   | 13,15   | 132   |
| Pujananting  | 7,35  | 42  |
| Tanate Rilau   | 19,49   | 429   |
| Barru  | 23,97   | 210   |
| Soppeng Riaja  | 10,29   | 227   |
| Balusu   | 10,84   | 168   |
| Mallusetasi  | 14,70   | 118   |
| <b>Kabupaten Barru</b>   | <b>100,00</b>   | <b>148</b>  |
| Hasil Registrasi/ <i>Registration Result</i>                       | <b>100,00</b>   | <b>155</b>  |
| Hasil Proyeksi <sup>1</sup> / <i>Projection Result<sup>1</sup></i> | <b>100,00</b>   | <b>148</b>  |

Lanjutan Tabel/Continued Table 3.1.1

| Kecamatan<br>Subdistrict                                    | Rasio Jenis Kelamin<br>Population Sex Ratio |
|---|---|
| (1)   | (6)   |
| Tanate Riaja  | 90  |
| Pujananting   | 97  |
| Tanate Rilau  | 94  |
| Barru   | 94  |
| Soppeng Riaja   | 93  |
| Balusu  | 90  |
| Mallusetasi   | 91  |
| <b>Kabupaten Barru</b>                                      | <b>93</b>                                   |
| Hasil Registrasi/Registration Result                        | <b>96</b>                                   |
| Hasil Proyeksi <sup>1</sup> /Projection Result <sup>1</sup> | <b>93</b>                                   |

Catatan/Note: <sup>1</sup>Data dari Hasil Proyeksi Penduduk Indonesia 2010–2035 (Pertengahan tahun/Juni)/Data from the result of Indonesia Population Projection 2010–2035 (mid year/June)

Sumber/Source: Dinas Kependudukan dan Pencatatan Sipil Kabupaten Barru./Population and Civil Registration Agency of Barru Regency

**Tabel**  
**Table** 3.1.2

**Jumlah Penduduk , Rumah Tangga dan Rata-rata Anggota Rumah Tangga Menurut Kecamatan di Kabupaten Barru 2019**  
*Population, Household and Household Member Average by Subdistrict in Barru Regency 2019*

| <b>Kecamatan<br/>Subdistrict</b> | <b>Penduduk<br/>Population</b> | <b>Rumah Tangga<br/>Household</b> | <b>Rata-rata Anggota Rumah<br/>Tangga<br/>Household Member Average</b> |
|----------------------------------|--------------------------------|-----------------------------------|--|
| (1)                              | (2)                            | (3)                               | (4)  |
| Tanate Riaja                     | 22 926                         | 5 501                             | 4  |
| Pujananting                      | 13 157                         | 2 923                             | 4  |
| Tanate Rilau                     | 33 980                         | 8 028                             | 4  |
| Barru                            | 41 793                         | 9 667                             | 4  |
| Soppeng Riaja                    | 17 940                         | 4 459                             | 4  |
| Balusu                           | 18 893                         | 4 538                             | 4  |
| Mallusetasi                      | 25 634                         | 6 324                             | 4  |
| <b>Kabupaten Barru</b>           | <b>174 323</b>                 | <b>41 440</b>                     | <b>4</b>   |

Catatan/Note: ...

Sumber/Source: Badan Pusat Statistik Kabupaten Barru (Registrasi)/Statistics of Barru Regency

**Tabel**  
**Table** 3.1.3

**Persentase Penduduk Menurut Kelompok Umur (10 Tahunan) Menurut Jenis Kelamin di Kabupaten Barru 2019**  
**Percentage of Population by Age Group (10 Years) by Sex in Barru Regency 2019**

| Kelompok Umur<br>Age Group | Laki-laki<br>Male | Perempuan<br>Female | Jumlah<br>Total |
|----------------------------|-------------------|---------------------|-----------------|
| (1)                        | (2)               | (3)                 | (4)             |
| 0 - 9                      | 19,12             | 16,59               | 17,81           |
| 10 -- 19                   | 19,48             | 16,45               | 17,91           |
| 20 - 29                    | 13,62             | 13,43               | 13,52           |
| 30 - 39                    | 12,76             | 13,72               | 13,26           |
| 40 - 49                    | 13,78             | 14,39               | 14,10           |
| 50 - 59                    | 10,38             | 11,86               | 11,15           |
| 60+                        | 10,86             | 13,56               | 12,26           |
| <b>Kabupaten Barru</b>     | <b>100,00</b>     | <b>100,00</b>       | <b>100,00</b>   |

Catatan/Note: Hasil Survei Sosial Ekonomi Nasional Maret 2019  
National Economic Social Survey in March 2019 Results

Sumber/Source: Badan Pusat Statistik Kabupaten Barru  
Statistics of Barru Regency

**Tabel**  
**Table** 3.1.4

**Jumlah Kelahiran Menurut Kecamatan dan Jenis Kelamin  
di Kabupaten Barru 2019**  
**Number of Birth by Subdistrict and Sex in Barru Regency  
2019**

| Kecamatan<br>Subdistrict | Jenis Kelamin<br>Sex |                     | Jumlah<br>Total |
|--------------------------|----------------------|---------------------|-----------------|
|                          | Laki-laki<br>Male    | Perempuan<br>Female |                 |
| (1)                      | (2)                  | (3)                 | (4)             |
| Tanate Riaja             | 152                  | 124                 | 276             |
| Pujananting              | 45                   | 41                  | 86              |
| Tanate Rilau             | 179                  | 179                 | 358             |
| Barru                    | ...                  | ...                 | ...             |
| Soppeng Riaja            | 94                   | 77                  | 171             |
| Balusu                   | ...                  | ...                 | ...             |
| Mallusetasi              | 160                  | 124                 | 284             |
|                          |                      |                     |                 |
|                          |                      |                     |                 |
| <b>Kabupaten Barru</b>   | ...                  | ...                 | ...             |

Catatan/Note: ...

Sumber/Source: Badan Pusat Statistik Kabupaten Barru (Registrasi)/Statistics of Barru Regency

**Tabel** 3.1.5 **Jumlah Kematian Menurut Kecamatan dan Jenis Kelamin di Kabupaten Barru 2019**  
**Number of Death by Subdistrict and Sex in Barru Regency 2019**

| Kecamatan<br>Subdistrict | Jenis Kelamin<br>Sex |                     | Jumlah<br>Total |
|--------------------------|----------------------|---------------------|-----------------|
|                          | Laki-laki<br>Male    | Perempuan<br>Female |                 |
| (1)                      | (2)                  | (3)                 | (4)             |
| Tanate Riaja             | 67                   | 52                  | 119             |
| Pujananting              | 26                   | 32                  | 58              |
| Tanate Rilau             | 78                   | 76                  | 154             |
| Barru                    | ...                  | ...                 | ...             |
| Soppeng Riaja            | 82                   | 64                  | 146             |
| Balusu                   | ...                  | ...                 | ...             |
| Mallusetasi              | 51                   | 49                  | 100             |
| <b>Kabupaten Barru</b>   | ...                  | ...                 | ...             |

Catatan/Note: ...

Sumber/Source: Badan Pusat Statistik Kabupaten Barru (Registrasi)/Statistics of Barru Regency

**Tabel**  
**Table** 3.1.6

**Proyeksi Penduduk Menurut Kecamatan di Kabupaten Barru 2015-2030**  
*Population Forecasting by Subdistrict in Barru Regency, 2015-2030*

| <b>Kecamatan<br/>Subdistrict</b> | <b>2015</b>    | <b>2020</b>    | <b>2025</b>    | <b>2030</b>    |
|----------------------------------|----------------|----------------|----------------|----------------|
| (1)                              | (2)            | (3)            | (4)            | (5)            |
| Tanate Riaja                     | 22 552         | 23 005         | 23 534         | 24 069         |
| Pujananting                      | 13 042         | 13 178         | 13 353         | 13 528         |
| Tanate Rilau                     | 33 564         | 34 061         | 34 663         | 35 269         |
| Barru                            | 40 374         | 42 124         | 44 074         | 46 106         |
| Soppeng Riaja                    | 17 857         | 17 949         | 18 091         | 18 232         |
| Balusu                           | 18 366         | 19 013         | 19 739         | 20 487         |
| Mallusetasi                      | 25 462         | 25 659         | 25 930         | 26 198         |
| <b>Kabupaten Barru</b>           | <b>171 217</b> | <b>174 989</b> | <b>179 384</b> | <b>183 889</b> |

Catatan/Note: ...

Sumber/Source: Badan Pusat Statistik Kabupaten Barru /Statistics of Barru Regency

**Tabel**  
**Table** 3.1.7

**Persentase Penduduk 10 Tahun Keatas Menurut Status Perkawinan dan Jenis Kelamin di Kabupaten Barru 2016-2019**

**Percentage of Population by Marriage Status and Sex in Barru Regency 2016-2019**

| Jenis Kelamin<br>Sex | Bekum Kawin<br>Not Married | Kawin<br>Married | Cerai<br>Divorce | Jumlah<br>Total |
|----------------------|----------------------------|------------------|------------------|-----------------|
| (1)                  | (2)                        | (3)              | (4)              | (5)             |
| 2016                 |                            |                  |                  |                 |
| Laki-laki /Male      | 39,20                      | 54,68            | 6,12             | 100,00          |
| Perempuan / Female   | 29,26                      | 54,05            | 16,69            | 100,00          |
| 2017                 |                            |                  |                  |                 |
| Laki-laki /Male      | 38,89                      | 55,53            | 5,58             | 100,00          |
| Perempuan / Female   | 27,57                      | 53,08            | 19,35            | 100,00          |
| 2018                 |                            |                  |                  |                 |
| Laki-laki /Male      | 37,84                      | 58,03            | 4,13             | 100,00          |
| Perempuan / Female   | 28,54                      | 56,81            | 14,65            | 100,00          |
| 2019                 |                            |                  |                  |                 |
| Laki-laki /Male      | 40,20                      | 55,65            | 4,15             | 100,00          |
| Perempuan / Female   | 28,59                      | 53,08            | 18,33            | 100,00          |

Catatan/Note: Hasil Survei Sosial Ekonomi Nasional Maret 2019  
National Economic Social Survey in March 2019 Results

Sumber/Source: Badan Pusat Statistik Kabupaten Barru  
Statistics of Barru Regency

C



**Tabel**  
**Table** 3.1.8

**Persentase Penduduk Berumur 15 Tahun Keatas menurut pendidikan Tertinggi Yang Ditamatkan dan Jenis Kelamin di Kabupaten Barru, 2019**  
*Percentage of Population 15 years Old and Over by Graduated School and Sex in Barru Regency 2019*

| Pendidikan Tertinggi yang Ditamatkan<br><i>Graduated School</i> | Jenis Kelamin<br><i>Sex</i> |                            | Jumlah<br><i>Total</i> |
|---|-----------------------------|----------------------------|------------------------|
|   | Laki-laki<br><i>Male</i>    | Perempuan<br><i>Female</i> |                        |
| (1)   | (2)                         | (3)                        | (4)                    |
| Tidak Punya Ijasah  | 17,81                       | 21,26                      | 19,65                  |
| SD sederajat  | 27,73                       | 28,66                      | 28,22                  |
| SMP sederajat   | 20,78                       | 18,02                      | 19,31                  |
| SMA sederajat   | 22,59                       | 17,46                      | 19,85                  |
| Diploma   | 0,74                        | 4,15                       | 2,56                   |
| S1/S2/S3  | 10,34                       | 10,45                      | 10,40                  |
| <b>Kabupaten Barru</b>  | <b>100,00</b>               | <b>100,00</b>              | <b>100,00</b>          |

Catatan/Note: Hasil Survei Sosial Ekonomi Nasional Maret 2019  
*National Economic Social Survey in March 2019 Results*

Sumber/Source: Badan Pusat Statistik Kabupaten Barru  
*Statistics of Barru Regency*

### 3.2 KETENAGA KERJAAN EMPLOYMENT

**Tabel** 3.2.1 **Jumlah Penduduk Berumur 15 Tahun Keatas Menurut Jenis Kegiatan Utama Selama Seminggu Yang Lalu dan Jenis kelamin di Kabupaten Barru (2019)**  
*Population 15 Years Old and Over by Type of Activity During The Previous Week and Sex in Barru Regency (2019)*

| Kegiatan Utama<br><i>Main Activity</i>  | Jenis Kelamin<br><i>Sex</i> |                            |                        |
|---|-----------------------------|----------------------------|------------------------|
|   | Laki-laki<br><i>Male</i>    | Perempuan<br><i>Female</i> | Jumlah<br><i>Total</i> |
| (1)   | (2)                         | (3)                        | (4)                    |
| Angkatan Kerja/ <i>Economically Active</i>  | 47 921                      | 26 452                     | 74 373                 |
| Bekerja / <i>Working</i>  | 45 608                      | 24 460                     | 70 068                 |
| Pengangguran Terbuka /<br><i>Unemployment</i>   | 2 313                       | 1 991                      | 4 305                  |
| Bukan Angkatan Kerja / <i>Economically Inactive</i>   | 11 526                      | 41 135                     | 52 661                 |
| Sekolah / <i>Attending School</i>   | 5 148                       | 5 857                      | 11 005                 |
| Mengurus Rumah Tangga /<br><i>Housekeeping</i>  | 1 926                       | 33 664                     | 35 590                 |
| Lainnya / <i>Others</i>   | 4 452                       | 1 614                      | 6 066                  |
| <b>Jumlah / <i>Total</i></b>  | <b>59 447</b>               | <b>67 587</b>              | <b>127 034</b>         |
| <b>Tingkat Partisipasi Angkatan Kerja /<br/><i>Economically Active Participation Rate</i></b> | <b>80,61</b>                | <b>39,14</b>               | <b>58,55</b>           |
| <b>Tingkat Pengangguran / <i>Unemployment Rate</i></b>  | <b>4,83</b>                 | <b>7,53</b>                | <b>5,79</b>            |

Catatan/*Note*:

Sumber/*Source*: BPS, Survei Angkatan Kerja Nasional (Sakernas) Agustus/BPS-Statistics Indonesia, August National Labor Force Survey

**Tabel**  
**Table** 3.2.2

**Jumlah Penduduk Berumur 15 Tahun Keatas Menurut Pendidikan Tertinggi yang Ditamatkan dan Jenis Kegiatan Selama Seminggu yang Lalu di Kabupaten Barru (2019)**

*Population 15 Years Old and Over by Educational Attainment and Type of Activity During The Previous Week in Barru Regency (2019)*

| Pendidikan Tertinggi yang Ditamatkan <sup>1</sup><br><i>Educational Attainment<sup>1</sup></i> | Angkatan Kerja/Economically Active |  |  | Persentase Bekerja terhadap Angkatan Kerja<br><i>Percentage of Working to Economically Active</i> |
|--|------------------------------------|--|--|---|
|  | Bekerja<br><i>Working</i>          | Pengangguran <sup>2</sup><br><i>Unemployment<sup>2</sup></i> | Jumlah Angkatan Kerja<br><i>Total of Economically Active</i> |   |
| (1)  | (2)                                | (3)  | (4)  | (5)   |
| 0  | 27 641                             | 1 160  | 28 801   | 0,96  |
| 1  | 10 674                             | 473  | 11 147   | 0,96  |
| 2  | 17 613                             | 1 637  | 19 230   | 0,92  |
| 3  | 14 140                             | 1 035  | 15 075   | 0,94  |
| <b>Jumlah/Total</b>  | 70 068                             | 4 305  | 74 373   | 0.94  |

Lanjutan Tabel/Continued Table 3.2.2

| Pendidikan Tertinggi yang Ditamatkan <sup>1</sup><br><i>Educational Attainment</i> <sup>1</sup> | Bukan Angkatan Kerja<br><i>Not Economically Active</i> | Jumlah Total | Persentase Angkatan Kerja terhadap Penduduk Usia Kerja<br><i>Percentage of Economically Active to Working Age Population</i> |
|---|--|--------------|--|
| (1)   | (6)  | (7)          | (8)  |
| 0   | ...  | ...          | ...  |
| 1   | ...  | ...          | ...  |
| 2   | ...  | ...          | ...  |
| 3   | ...  | ...          | ...  |
| <b>Jumlah/Total</b>   | 52 661   | 127 304      | 58,55  |

- Catatan/Note:
- <sup>1</sup> 0. ≤ Sekolah Dasar (SD)/≤ *Primary School*
  - 1. Sekolah Menengah Pertama/*Junior High School*
  - 2. Sekolah Menengah Atas/*Senior High School*
  - 3. Perguruan Tinggi/*Collage*
  - <sup>2</sup> 1. Mencari pekerjaan/*Looking for work*
  - 2. Mempersiapkan usaha/*Establishing a new business/firm*
  - 3. Merasa tidak mungkin mendapat pekerjaan/*Hopeless of job*
  - 4. Sudah punya pekerjaan tetapi belum mulai bekerja/*Have a job in future start*

Sumber/Source: BPS, Survei Angkatan Kerja Nasional (Sakernas) Agustus/BPS-Statistics Indonesia, August National Labor Force Survey

**Tabel**  
**Table** 3.2.3

**Jumlah Penduduk Berumur 15 Tahun Keatas Yang Bekerja Selama Seminggu Yang Lalu Menurut Status Pekerjaan Utama dan Jenis kelamin di Kabupaten Barru (2019)**  
*Population 15 Years of Age and Over Who Worked During The Previous Week by Main Employment Status and Sex in Barru Regency 2019*

| <b>Status Pekerjaan Utama</b><br><i>Main Employment Status</i>   | <b>Laki-Laki</b><br><i>Male</i> | <b>Perempuan</b><br><i>Female</i> | <b>Jumlah</b><br><i>Total</i> |
|--|---------------------------------|-----------------------------------|-------------------------------|
| (1)  | (2)                             | (3)                               | (4)                           |
| Berusaha sendiri<br><i>Own account worker</i>  | 11 346                          | 6 085                             | 17 431                        |
| Berusaha dibantu buruh tidak tetap/buruh tidak dibayar<br><i>Employer assisted by temporary worker/unpaid worker</i> | 7 992                           | 2 511                             | 10 503                        |
| Berusaha dibantu buruh tetap/buruh dibayar<br><i>Employer assisted by permanent worker/paid worker</i>               | 2 843                           | 1 000                             | 2 813                         |
| Buruh/Karyawan/Pegawai/ <i>Employee</i>  | 17 865                          | 10 574                            | 28 439                        |
| Pekerja bebas<br><i>Casual worker</i>  | 2 725                           | 382                               | 3 107                         |
| Pekerja keluarga/tak dibayar<br><i>Family worker/unpaid worker</i>   | 2 810                           | 3 918                             | 6 728                         |
| <b>Jumlah/Total</b>  | <b>45 608</b>                   | <b>24 460</b>                     | <b>70 068</b>                 |

Catatan/Note: ...

Sumber/Source: BPS, Survei Angkatan Kerja Nasional (Sakernas) Agustus/BPS-Statistics Indonesia, August National Labor Force Survey

**Tabel**  
**Table** 3.2.4

**Jumlah Penduduk Berumur 15 Tahun Keatas Yang Bekerja Selama Seminggu Yang Lalu Menurut Lapangan Pekerjaan Utama dan Jenis Kelamin di Kabupaten Barru (2019)**  
*Population 15 Years Old and Over Who Worked During The Previous Week by Main Industry and Sex in Barru Regency (2019)*

| Lapangan Pekerjaan Utama<br><i>Main Industry</i>   | Jenis Kelamin<br><i>Sex</i> |                            |                        |
|--|-----------------------------|----------------------------|------------------------|
|  | Laki-laki<br><i>Male</i>    | Perempuan<br><i>Female</i> | Jumlah<br><i>Total</i> |
| (1)  | (2)                         | (3)                        | (4)                    |
| Pertanian, Kehutanan, Perburuan,<br>Perikanan<br><i>Agriculture, Forestry, Hunting and Fishery</i> | 16 064                      | 2 668                      | 18 732                 |
| Industri Pengolahan<br><i>Manufacturing Industry</i>   | 12 484                      | 2 334                      | 14 828                 |
| Jasa Kemasyarakatan<br><i>Community, Social, Personal Service</i>                                  | 17 060                      | 19 448                     | 36 508                 |
|  |                             |                            |                        |
|  |                             |                            |                        |
|  |                             |                            |                        |
|  |                             |                            |                        |
| <b>Jumlah / Total</b>  | <b>45 608</b>               | <b>24 460</b>              | <b>70 068</b>          |

Catatan/Note: Hasil Survei Angkatan Kerja Nasional Agustus 2019  
*National Labour Force Survey in Agustus 2019 Results*

Sumber/Source: Badan Pusat Statistik Kabupaten Barru  
*Statistics of Barru Regency*

**Tabel** 3.2.5  
**Table**

**Jumlah Penduduk Berumur 15 Tahun Keatas Yang Bekerja Selama Seminggu Yang Lalu Menurut Pendidikan Tertinggi Yang Ditamatkan dan Jenis kelamin di Kabupaten Barru (2019)**  
*Population 15 Years Old and Over Who Worked During The Previous Week by Educational Attainment and Sex in Barru Regency (2019)*

| Pendidikan Tertinggi Yang Ditamatkan<br><i>Educational Attainment</i>  | Jenis Kelamin<br><i>Sex</i> |                            | Jumlah<br><i>Total</i> |
|--|-----------------------------|----------------------------|------------------------|
|  | Laki-laki<br><i>Male</i>    | Perempuan<br><i>Female</i> |                        |
| (1)  | (2)                         | (3)                        | (4)                    |
| Tidak/Belum Pernah Sekolah dan Tidak/Belum /Tamat SD<br><i>No Schooling/Did Not Complete/Not Yet Complete/Completed Primary School</i> | 19 766                      | 7 878                      | 27 641                 |
| Sekolah Menengah Pertama<br><i>Junior High School</i>  | 7 938                       | 2 736                      | 10 674                 |
| Sekolah Menengah Atas<br><i>Senior High School</i>   | 9 664                       | 3 564                      | 13 228                 |
| Sekolah Menengah Kejuruan<br><i>Vocational Senior High School</i>  | 2 786                       | 1 599                      | 4 385                  |
| Diploma I/II/III/Akademi<br><i>Diploma I/II/III/Academy</i>  | 761                         | 1 922                      | 2 683                  |
| Universitas<br><i>University</i>   | 4 693                       | 6 764                      | 11 457                 |
| <b>Jumlah / Total</b>  | <b>45 608</b>               | <b>24 460</b>              | <b>70 068</b>          |

Catatan/Note: Hasil Survei Angkatan Kerja Nasional Agustus 2019  
*National Labour Force Survey in Agustus 2019 Results*

Sumber/Source: Badan Pusat Statistik Kabupaten Barru  
*Statistics of Barru Regency*

**Tabel** 3.2.6 **Jumlah Angkatan Kerja Menurut Jenis Kegiatan Selama Seminggu yang Lalu di Kabupaten Barru , (2014)- (2019)**  
***Economically Active Population by Type of Activity During The Previous Week in Barru Regency, (2014)- (2019)***

| Tahun<br>Year | Angkatan Kerja<br>Economically Active |   |                 |
|---------------|---------------------------------------|---|-----------------|
|               | Bekerja<br>Working                    | Pengangguran<br>Terbuka<br>Unemployment | Jumlah<br>Total |
| (1)           | (2)                                   | (3)                                     | (4)             |
| 2014          | 59 983                                | 1 393                                   | 61 376          |
| 2015          | 59 790                                | 4 977                                   | 64 767          |
| 2016          | ...                                   | ...                                     | ...             |
| 2107          | 70 328                                | 4 174                                   | 74 502          |
| 2018          | 67 798                                | 3 853                                   | 71 651          |
| 2019          | 70 068                                | 4 305                                   | 74 373          |
|               |                                       |   |                 |
|               |                                       |   |                 |

Catatan/Note: Hasil Survei Angkatan Kerja Nasional Agustus 2019  
*National Labour Force Survey in Agustus 2019 Results*

Sumber/Source: Badan Pusat Statistik Kabupaten Barru  
*Statistics of Barru Regency*



**Tabel** 3.2.7  
**Table**

**Jumlah Pencari Kerja Terdaftar, Lowongan Kerja Terdaftar dan Penempatan/Pemenuhan Tenaga Kerja Menurut Kecamatan dan Jenis Kelamin di Kabupaten Barru (2019)**  
*Number of Registered Job Applicants, Registered Job Vacancies and Placement of Workers by Subdistrict and Sex in Barru Regency (2019)*

| Kabupaten/Kota<br>Regency/Municipality | Pencari Kerja Terdaftar/Registered Job Applicants |                     |                 |
|--|---|---------------------|-----------------|
|  | Laki-laki<br>Male                                 | Perempuan<br>Female | Jumlah<br>Total |
| (1)                                    | (2)   | (3)                 | (4)             |
| Tanete Riaja                           | 43  | 23                  | 66              |
| Pujannating                            | 19  | 1                   | 20              |
| Tanete Rilau                           | 138   | 26                  | 164             |
| Barru                                  | 152   | 50                  | 202             |
| Soppeng Riaja                          | 42  | 29                  | 71              |
| Balusu                                 | 86  | 21                  | 107             |
| Mallusetasi                            | 61  | 24                  | 85              |
|  |   |                     |                 |
|  |   |                     |                 |
|  |   |                     |                 |
|  |   |                     |                 |
|  |   |                     |                 |
| <b>Kabupaten Barru</b>                 | <b>541</b>  | <b>174</b>          | <b>715</b>      |

Lanjutan Tabel/Continued Table 3.2.7

| Kabupaten/Kota<br>Regency/Municipality | Lowongan Kerja Terdaftar/ Registered Job Applicants |                     |                 |
|--|---|---------------------|-----------------|
|  | Laki-laki<br>Male                                   | Perempuan<br>Female | Jumlah<br>Total |
| (1)                                    | (5)   | (6)                 | (7)             |
| Tanete Riaja                           | 10  | 7                   | 17              |
| Pujannating                            | 3   | 5                   | 8               |
| Tanete Rilau                           | 17  | 5                   | 22              |
| Barru                                  | 20  | 10                  | 30              |
| Soppeng Riaja                          | 5   | 10                  | 15              |
| Balusu                                 | 1 492   | 146                 | 1 638           |
| Mallusetasi                            | 11  | 3                   | 14              |
|  |   |                     |                 |
|  |   |                     |                 |
|  |   |                     |                 |
|  |   |                     |                 |
|  |   |                     |                 |
|  |   |                     |                 |
|  |   |                     |                 |
| <b>Kabupaten Barru</b>                 | <b>1 558</b>  | <b>186</b>          | <b>1 744</b>    |

Lanjutan Tabel/Continued Table 3.2.7

| Kabupaten/Kota<br><i>Regency/Municipality</i> | Penempatan Pemenuhan Tenaga Kerja/ <i>Placement Workers</i> |                            |                        |
|---|---|----------------------------|------------------------|
|   | Laki-laki<br><i>Male</i>                                    | Perempuan<br><i>Female</i> | Jumlah<br><i>Total</i> |
| (1)   | (8)   | (9)                        | (10)                   |
| Tanete Riaja                                  | 10  | 7                          | 17                     |
| Pujannating                                   | 3   | 5                          | 8                      |
| Tanete Rilau                                  | 17  | 5                          | 22                     |
| Barru   | 20  | 10                         | 30                     |
| Soppeng Riaja                                 | 5   | 10                         | 15                     |
| Balusu  | 1 492   | 146                        | 1 638                  |
| Mallusetasi                                   | 11  | 3                          | 14                     |
|   |   |                            |                        |
|   |   |                            |                        |
|   |   |                            |                        |
|   |   |                            |                        |
|   |   |                            |                        |
| <b>Kabupaten Barru</b>                        | <b>1 558</b>  | <b>186</b>                 | <b>1 744</b>           |

Catatan/Note ...  
 Sumber/Source: Dinas Penanaman Modal, Pelayanan Terpadu Satu Pintu dan Tenaga Kerja Kabupaten Barru  
*Investment Office, One Stop Integrated Services and Workers of Barru Regency*



# SOSIAL DAN KESEJAHTERAAN

*Fasilitas Kesehatan di Kabupaten Barru  
terbilang memadai, terdapat 1 Rumah Sakit,  
12 Puskesmas, 3 Balai Kesehatan/Klinik,  
265 Posyandu dan 15 Polindes*



*Tenaga Kesehatan di Kabupaten Barru  
terdapat 36 Dokter, 366 Perawat,  
343 Bidan, 43 Farmasi, dan 30 ahli gizi  
masing-masing tersebar merata di tujuh kecamatan  
di Kabupaten Barru.*





## PENJELASAN TEKNIS

1. **Jenjang Pendidikan Formal** terdiri atas pendidikan dasar, pendidikan menengah, dan pendidikan tinggi. Jenis pendidikan yang diajarkan mencakup pendidikan umum, kejuruan, akademik, profesi, vokasi, keagamaan, dan khusus.
  - Pendidikan Dasar berbentuk Sekolah Dasar (SD) dan Madrasah Ibtidaiyah (MI) atau bentuk lain yang sederajat serta Sekolah Menengah Pertama (SMP) dan Madrasah Tsanawiyah (MTs), atau bentuk lain yang sederajat.
  - Pendidikan Menengah berbentuk Sekolah Menengah Atas (SMA), Madrasah Aliyah (MA), Sekolah Menengah Kejuruan (SMK), dan Madrasah Aliyah Kejuruan (MAK), atau bentuk lain yang sederajat.
  - Pendidikan Tinggi merupakan jenjang pendidikan setelah pendidikan menengah yang mencakup program pendidikan diploma, sarjana, magister, spesialis, dan doktor yang diselenggarakan oleh perguruan tinggi. Perguruan tinggi dapat berbentuk akademi, politeknik, sekolah tinggi, institut, atau universitas.
2. **Rumah Sakit** adalah tempat pemeriksaan dan perawatan kesehatan, biasanya berada di bawah pengawasan dokter/tenaga medis, yang melayani penderita yang sakit untuk berobat rawat jalan atau rawat inap.
3. **Rumah Sakit Bersalin** adalah rumah sakit khusus untuk persalinan, dilengkapi pelayanan spesialis pemeriksaan kehamilan, persalinan, rawat inap dan rawat jalan ibu dan anak yang berada di bawah pengawasan dokter spesialis kandungan.
4. **Rumah Bersalin** adalah sarana pelayanan kesehatan dengan izin sebagai rumah bersalin, dilengkapi pelayanan pemeriksaan kehamilan, persalinan serta pemeriksaan ibu dan anak yang berada di bawah pengawasan bidan senior.

## TECHNICAL NOTES

1. **The Formal Education Level** consists of primary education, secondary education, and high education. The kind of education that taught consists of general education, vocational, academic, professional, religious, and specific education.
  - The Primary Education consists of Elementary School and Islamic Elementary School or other equivalent forms and Junior High School and MTs, or other equivalent forms.
  - The Secondary Education consists of the senior high school, MA, Vocational School, and Vocational Madrasah Aliyah, or other equivalent forms.
  - The High Education consists of the education level after the secondary education that consists of diplomas, bachelor, master, specialist, and doctoral degrees that are held by the college. The colleges can be academy, polytechnic, high school, institute, or university.
2. **Hospital** is a place for health check, usually controlled/supervised by doctors/medical personnel to serve the ill patients to get outpatient or inpatient treatment services.
3. **Maternity Hospital** is a specialized hospital for childbirth, has specialist inspection service to pregnancy, childbirth, hospitalization and outpatient for mothers and children that is under the supervision of an obstetrician.
4. **Maternity House** is health care facility with a license as a maternity house, equipped with prenatal care, childbirth and examination of mothers and children which is under the supervision of a senior midwife.

5. **Poliklinik** adalah sarana kesehatan yang dipakai untuk pelayanan berobat jalan, biasanya berada di bawah pengawasan dokter/tenaga medis.
6. **Puskesmas (Pusat Kesehatan Masyarakat)** adalah unit pelaksana teknis dinas kesehatan kabupaten/ kota yang mempunyai fungsi utama sebagai penyelenggara pelayanan kesehatan tingkat pertama. Wilayah kerja puskesmas maksimal adalah satu kecamatan dan untuk dapat menjangkau wilayah kerjanya, puskesmas mempunyai jaringan pelayanan yang meliputi unit Puskesmas Pembantu (Pustu), unit Puskesmas Keliling (Puskel), dan unit bidan desa/komunitas (Peraturan Menteri Kesehatan RI No. 75 Tahun 2015 Tentang Pusat Kesehatan Masyarakat).
7. **Apotek** adalah suatu tempat tertentu yang digunakan untuk melakukan pekerjaan kefarmasian, dan penyaluran/penjualan obat atau bahan farmasi dan perbekalan kesehatan lainnya kepada masyarakat yang dikelola oleh tenaga apoteker (Peraturan Menteri Kesehatan RI No. 1332 Tahun 2002 Tentang Perubahan Atas Peraturan Menteri Kesehatan RI No. 922/MENKES/PER/X/1993 Tentang Ketentuan dan Tata Cara Pemberian Izin Apotek).
8. **Keluhan kesehatan** adalah keadaan seseorang yang mengalami gangguan kesehatan atau kejiwaan, baik karena penyakit akut, penyakit kronis, kecelakaan, kriminal, atau hal lain.
9. **Peristiwa tindak pidana yang dilaporkan** ialah setiap peristiwa yang diterima kepolisian dari laporan masyarakat, atau peristiwa dimana pelakunya tertangkap tangan oleh kepolisian.
10. **Jumlah tindak pidana** menggambarkan jumlah kasus tindak pidana yang terjadi pada kurun waktu tertentu.
11. **Resiko penduduk terjadi tindak pidana per 100.000 penduduk**
5. **Polyclinic** is a health facility in which to get outpatient services, usually under the control of doctor/medical personnel.
6. **Public Health Center** is technical implementation unit of regency health department that have the primary function as a first-level health care providers. The working area standard of public health center is one Sub District and to reach their working areas, public health centers have a service network covering subsidiary of public health center, mobile public health center units, and midwife units (Regulation of the Minister of Health of Indonesia Number 75 Year 2015 about Public Health Center).
7. **Pharmacy** is a specific place that is used for pharmaceutical jobs, and distribution/sale of drugs/ pharmaceuticals and other medical supplies to people that are administered by trained pharmacist (Regulation of the Minister of Health of Indonesia Number 1332 Year 2002 about the Changes of Regulation of the Minister of Health of Indonesia Number 922/MENKES/PER/X/1993 about Provision and Procedures for Administration of Licensed Pharmacies).
8. **Health complaint** is a condition where a person has health or mental problems because of acute illness, chronically illness, accident, crimes, or others.
9. **Reported crime incidence** includes all criminal cases reported and received by police office, and all crimes caught by police.
10. **Crime total** refers to the number of criminal cases occurring during a given period.
11. **The Risk of Crime Occuring per 100.000 peoples**



$$= \frac{\text{Jumlah tindak pidana tahun } t}{\text{Jumlah penduduk tahun } t} \times 100.000$$

Resiko penduduk terjadi tindak pidana per 100.000 penduduk mengindikasikan peluang penduduk berisiko terkena tindak pidana. Biasanya dinyatakan dalam setiap 100.000 penduduk.

**12. Selang waktu terjadi tindak pidana tahun t**

$$= \frac{365 \times 24 \times 60 \times 60}{\text{Jumlah tindak pidana tahun } t} \times (\text{detik})$$

Selang waktu terjadi tindak pidana tahun t mengindikasikan selang waktu terjadinya satu tindak kejahatan dengan kejahatan yang lain.

**13. Persentase penyelesaian tindak pidana**

$$= \frac{\text{Jumlah tindak pidana yang diselesaikan}}{\text{Jumlah peristiwa tindak pidana yang dilaporkan}} \times 100\%$$

**14. Persentase penyelesaian peristiwa tindak pidana**

menyatakan persentase penyelesaian tindak pidana oleh polisi. Suatu tindak pidana dinyatakan sebagai kasus yang selesai di tingkat kepolisian, apabila:

- berkas perkaranya sudah siap untuk diserahkan atau telah diserahkan kepada kejaksaan;
- dalam hal delik aduan, pengaduannya dicabut dalam tenggang waktu yang telah ditentukan menurut undang-undang;
- telah diselesaikan oleh kepolisian berdasarkan azas *plichmatigheid* (kewajiban berdasarkan kewenangan hukum);
- kasus yang dimaksud tidak termasuk kompetensi kepolisian
- tersangka meninggal dunia;
- kasus kadaluwarsa.

$$= \frac{\text{Number of criminal cases year } t}{\text{Total population year } t} \times 100.000$$

*Crime rate indicates the probability of population exposed to risk of crime, expressed in every 100,000 people.*

**12. Interval Between Criminal Acts**

$$= \frac{365 \times 24 \times 60 \times 60}{\text{Number of criminal cases year } t} \times (\text{second})$$

*Interval between criminal acts in certainly year (t), indicates the time interval between the occurrence of one crime with another crime*

**13. Crime clearance rate**

$$= \frac{\text{Number of cleared criminal cases}}{\text{Number of reported criminal cases}} \times 100\%$$

**14. Crime clearance rate** refers to percentage of crime clearance by police. A criminal case is categorized as a cleared case by police, if:

- All documents are ready to submit or already submitted to justice court;
- In the case of attense that warrants complaint, the complaint was withdraw within a given period state in the law;
- The case was cleared by police based on the principle of *plichmatigheid* (obligation on the basis of law outhority);
- The case was not the responsibility of police office;
- The suspect died;
- The case was out of date.

15. **Bencana Alam** adalah peristiwa atau serangkaian peristiwa yang mengancam dan mengganggu kehidupan/penghidupan masyarakat yang disebabkan oleh faktor alam antara lain berupa gempa bumi, tsunami, gunung meletus, banjir, kekeringan, angin topan, dan tanah longsor sehingga mengakibatkan kerugian materi maupun nonmateri.
16. **Korban meninggal** adalah orang yang dilaporkan tewas atau meninggal dunia akibat bencana.
17. **Korban hilang** adalah orang yang dilaporkan hilang atau tidak ditemukan atau tidak diketahui keberadaannya setelah terjadi bencana.
18. **Korban luka/sakit** adalah orang yang mengalami luka-luka atau sakit, dalam keadaan luka ringan, luka sedang maupun luka parah/berat, baik yang berobat jalan maupun rawat inap.
19. **Rusak Berat** adalah kriteria kerusakan yang mengakibatkan bangunan roboh atau sebagian besar komponen struktur rusak.
20. **Rusak sedang** adalah kriteria kerusakan yang mengakibatkan sebagian kecil komponen struktur rusak, dan komponen penunjang rusak namun bangunan masih tetap berdiri.
21. **Rusak ringan** adalah kriteria kerusakan yang mengakibatkan sebagian komponen struktur retak (struktur masih bisa digunakan) dan bangunan masih tetap berdiri.
15. **Natural Disaster** is an event or series of events that threaten and disrupt the lives and livelihoods caused by natural factors such as: earthquake, tsunami, volcanic eruption, flood, flash flood, drought, typhoon/cyclone, and landslide so it can lead to result in loss of material and non-material.
16. **Fatality** is a person reported killed or death in the wake of a disaster.
17. **Missing person** is a person reported missing or who cannot be located or who cannot be accounted for in the wake of a disaster.
18. **Casualty** is a person suffering injury or illness, in a state of light injury, moderate injury, or heavy injury, which is undergoing treatment as either an outpatient or inpatient.
19. **Severely damaged** is the criteria of damage that resulted most buildings collapsed or damaged its structural components
20. **Damaged** is the criteria of damage that resulted defective fraction of structural components and supporting components damaged, but the building still stands.
21. **Lightly damaged** is the criteria of damage that resulted partially cracked structural components, but the structure still can be used and the building still stands.

**ULASAN****Pendidikan**

Menurut Dinas Pendidikan Kabupaten Barru pada tahun 2019 terdapat 123 TK, 226 SD Sederajat, 53 SMP Sederajat, 27 SMA Sederajat, dan 6 Perguruan Tinggi.

**Kesehatan**

Pada tahun 2019 terdapat 1 Rumah Sakit di Barru yang terletak di Kecamatan Barru. Kemudian juga terdapat 12 Puskesmas, 265 Posyandu, 3 klinik, dan 15 Polindes yang tersebar di seluruh Kabupaten Barru.

Selain didukung dengan fasilitas tersebut, Barru memiliki tenaga kesehatan antara lain 366 Tenaga Keperawatan, 343 Tenaga Kebidanan, 43 Tenaga Kefarmasian, 23 Dokter Spesialis, 37 Dokter Umum dan 14 Dokter Gigi. Dari data Dinas Kesehatan Kabupaten Barru, penyakit paling banyak terjadi pada tahun 2019 adalah ISPA dengan 12.385 penderita.

**Agama**

Dari sisi agama, mayoritas penduduk Barru beragama Islam menurut catatan Kementerian Agama Kabupaten Barru terdapat 344 Protestan dan 63 katolik di Barru. jumlah tempat peribadatan yaitu total 280 Masjid, 107 Mushola dan 3 gereja.

**Kriminalitas**

Selama tahun 2019 Jumlah tindak pidana di Kabupaten Barru sebanyak 2.857 Kasus, dengan kejadian terbanyak pada Kecamatan Barru.

**DESCRIPTION****Education**

*According to the Education Office of Barru Regency in 2019 there are 105 kindergartens, 226 elementary equivalents, 53 jun equivalent, 27 high school equivalents, and 6 universities.*

**Healthy**

*In 2019, there's only one Hospital established in Barru located in SubSub District of Barru. Then, there are 12 Public Health Centers, 265 Maternal & Child Health Centers, 3 clinic and 15 Village Maternity spread in whole Barru Regency.*

*Other than those facilities, Barru owned Health Personnel which can be detailed as; 366 Nursing Personnel, 343 Midwifery Personnel, 43 Pharmacy Personel, 23 Specialist doctors, 37 general doctors and 14 dentist. Data from Service of Health showed that 10 Most Diseases occurs in 2019. Upper respiratory tract infections (URI or URTI) ranked first in the list with 12.385 cases reported.*

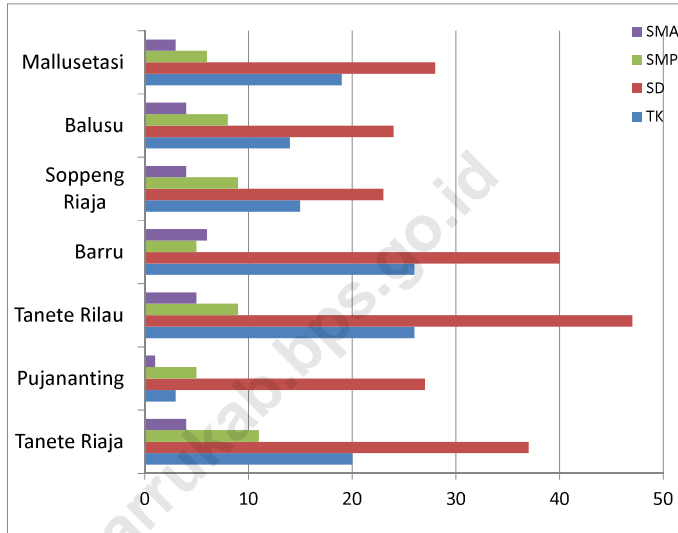
**Religion**

*Islam is the largest faith in Barru. According data in 2019, majority of population in Barru embraced it as their faith. On the other hand, there are 344 protestant and 63 catholic. The count of places of worship are 280 mosques, 107 Mushola and three churches.*

**Crime**

*During 2019 the number of criminal acts in Barru regency was as mmany as 2.857 cases, with the most incidents occurring in Barru Subdistrict*

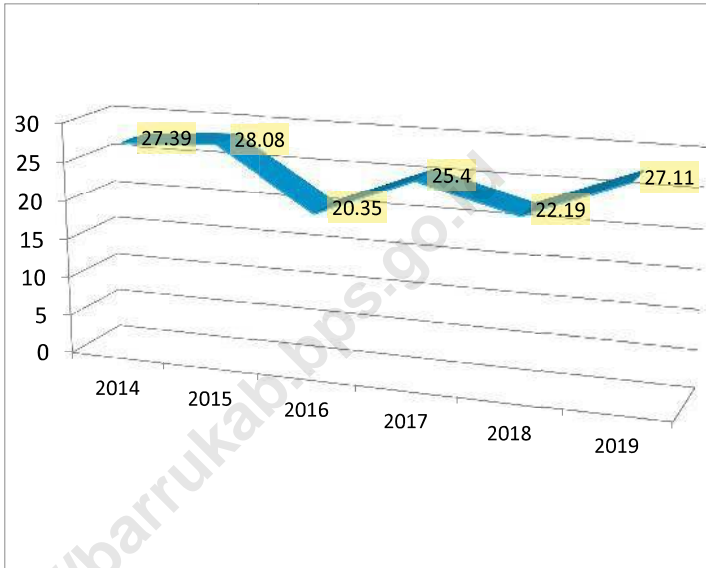
**Gambar 4.1** Jumlah Sekolah Menurut Kecamatan dan Jenjang Pendidikan di Kabupaten Barru 2019  
**Number of School by Subdistrict and Educational Stage in Barru regency 2019**



Sumber/Source : Dinas Pendidikan dan Kantor Kementerian Agama Kabupaten Barru  
 Education Service and Ministry of Religious Affairs in Barru Regency

**Gambar** 4.2  
**Figures**

**Persentase Penduduk Yang Mengalami Keluha  
Kesehatan Selama Sebulan yang Lalu di Kabupaten Barru  
2014-2019**  
*Percentage of Population Experiencing Complaints Health  
During The Past Month in Barru Regency 2014-2019*



Sumber/Source: BPS, Survei Sosial Ekonomi Nasional (Susenas)/BPS-Statistics Indonesia, National Socioeconomic Survey

#### 4.1 PENDIDIKAN EDUCATION

**Tabel** 4.1.1 **Jumlah Sekolah, Guru, dan Murid Taman Kanak-Kanak (TK) di Bawah Kementerian Pendidikan dan Kebudayaan Menurut Kecamatan di Kabupaten Barru, 2018/2019 dan 2019/2020**  
*Number of Schools, Teachers, and Pupils in Kindergarten Under The Ministry of Education and Culture by Subdistrict in Barru Regency, 2018/2019 and 2019/2020*

| Kecamatan<br>Subdistrict | Sekolah/Schools |           |                |            |              |            |
|--------------------------|-----------------|-----------|----------------|------------|--------------|------------|
|                          | Negeri/Public   |           | Swasta/Private |            | Jumlah/Total |            |
|                          | 2018/2019       | 2019/2020 | 2018/2019      | 2019/2020  | 2018/2019    | 2019/2020  |
| (1)                      | (2)             | (3)       | (4)            | (5)        | (6)          | (7)        |
| Tanete Riaja             | -               | -         | 20             | 20         | 20           | 20         |
| Pujananting              | -               | -         | 3              | 3          | 3            | 3          |
| Tanete Rilau             | -               | -         | 22             | 21         | 22           | 21         |
| Barru                    | 1               | 1         | 21             | 23         | 22           | 24         |
| Soppeng Riaja            | -               | -         | 12             | 12         | 12           | 12         |
| Balusu                   | -               | -         | 12             | 12         | 12           | 12         |
| Mallusetasi              | -               | -         | 18             | 18         | 18           | 18         |
|                          |                 |           |                |            |              |            |
|                          |                 |           |                |            |              |            |
|                          |                 |           |                |            |              |            |
|                          |                 |           |                |            |              |            |
|                          |                 |           |                |            |              |            |
|                          |                 |           |                |            |              |            |
| <b>Barru</b>             | <b>1</b>        | <b>1</b>  | <b>108</b>     | <b>109</b> | <b>109</b>   | <b>110</b> |

Lanjutan Tabel/*Continued Table 4.1.1*

| Kecamatan<br>Subdistrict | Guru <sup>1</sup> /Teachers <sup>1</sup> |           |                |            |              |            |
|--------------------------|--|-----------|----------------|------------|--------------|------------|
|                          | Negeri/Public                            |           | Swasta/Private |            | Jumlah/Total |            |
|                          | 2018/2019                                | 2019/2020 | 2018/2019      | 2019/2020  | 2018/2019    | 2019/2020  |
| (1)                      | (8)                                      | (9)       | (10)           | (11)       | (12)         | (13)       |
| Tanete Riaja             | -  | -         | 56             | 70         | 56           | 70         |
| Pujananting              | -  | -         | 9              | 11         | 9            | 11         |
| Tanete Rilau             | -  | -         | 65             | 63         | 65           | 63         |
| Barru                    | 6  | 7         | 74             | 93         | 80           | 100        |
| Soppeng Riaja            | -  | -         | 28             | 34         | 28           | 34         |
| Balusu                   | -  | -         | 42             | 45         | 42           | 45         |
| Mallusetasi              | -  | -         | 51             | 59         | 51           | 59         |
|                          |  |           |                |            |              |            |
|                          |  |           |                |            |              |            |
|                          |  |           |                |            |              |            |
|                          |  |           |                |            |              |            |
|                          |  |           |                |            |              |            |
|                          |  |           |                |            |              |            |
| <b>Barru</b>             | <b>6</b>                                 | <b>7</b>  | <b>325</b>     | <b>375</b> | <b>331</b>   | <b>382</b> |

Lanjutan Tabel/*Continued Table 4.1.1*

| Kecamatan<br>Subdistrict | Murid/Students |           |                |              |              |              |
|--------------------------|----------------|-----------|----------------|--------------|--------------|--------------|
|                          | Negeri/Public  |           | Swasta/Private |              | Jumlah/Total |              |
|                          | 2018/2019      | 2019/2020 | 2018/2019      | 2019/2020    | 2018/2019    | 2019/2020    |
| (1)                      | (14)           | (15)      | (16)           | (17)         | (18)         | (19)         |
| Tanete Riaja             | -              | -         | 584            | 548          | 584          | 548          |
| Pujananting              | -              | -         | 104            | 93           | 104          | 93           |
| Tanete Rilau             | -              | -         | 657            | 603          | 657          | 603          |
| Barru                    | 45             | 46        | 824            | 868          | 869          | 914          |
| Soppeng Riaja            | -              | -         | 365            | 355          | 365          | 355          |
| Balusu                   | -              | -         | 372            | 396          | 372          | 396          |
| Mallusetasi              | -              | -         | 664            | 631          | 664          | 631          |
|                          |                |           |                |              |              |              |
|                          |                |           |                |              |              |              |
|                          |                |           |                |              |              |              |
|                          |                |           |                |              |              |              |
|                          |                |           |                |              |              |              |
| <b>Barru</b>             | <b>45</b>      | <b>46</b> | <b>3 570</b>   | <b>3 494</b> | <b>3 615</b> | <b>3 540</b> |

Catatan/Note: <sup>1</sup> Jumlah guru termasuk kepala sekolah dan guru/*The total of teachers including headmaster and teacher*  
 Sumber/Source: Dinas Pendidikan Kabupaten Barru, Data Semester Ganjil/*Education Services of Barru Regency, Odd Semester Data*



**Tabel**  
**Table** 4.1.2

**Jumlah Sekolah, Guru, dan Murid Raudatul Athfal (RA)  
di Bawah Kementerian Agama Menurut Kecamatan di  
Kabupaten Barru, 2018/2019 dan 2019/2020**  
*Number of Schools, Teachers, and Pupils in Raudatul Athfal  
(RA) Under The Ministry of Religious Affairs by Subdistrict in  
Barru Regency, 2018/2019 and 2019/2020*

| Kecamatan<br>Subdistrict | Sekolah/Schools |           | Guru/Teachers |           | Murid/Pupils |            |
|--------------------------|-----------------|-----------|---------------|-----------|--------------|------------|
|                          | 2018/2019       | 2019/2020 | 2018/2019     | 2019/2020 | 2018/2019    | 2019/2020  |
| (1)                      | (2)             | (3)       | (4)           | (5)       | (6)          | (7)        |
| Tanete Riaja             | -               | -         | -             | -         | -            | -          |
| Pujananting              | -               | -         | -             | -         | -            | -          |
| Tanete Rilau             | 5               | 5         | 23            | 20        | 151          | 231        |
| Barru                    | 2               | 2         | 16            | 12        | 225          | 233        |
| Soppeng Riaja            | 3               | 3         | 12            | 13        | 132          | 142        |
| Balusu                   | 2               | 2         | 8             | 10        | 56           | 94         |
| Mallusetasi              | 3               | 2         | 6             | 6         | 47           | 42         |
|                          |                 |           |               |           |              |            |
|                          |                 |           |               |           |              |            |
|                          |                 |           |               |           |              |            |
|                          |                 |           |               |           |              |            |
|                          |                 |           |               |           |              |            |
|                          |                 |           |               |           |              |            |
|                          |                 |           |               |           |              |            |
|                          |                 |           |               |           |              |            |
|                          |                 |           |               |           |              |            |
|                          |                 |           |               |           |              |            |
|                          |                 |           |               |           |              |            |
| <b>Kabupaten Barru</b>   | <b>15</b>       | <b>14</b> | <b>65</b>     | <b>61</b> | <b>611</b>   | <b>742</b> |

Catatan/Note: ...

Sumber/Source: Kantor kementerian Agama Kabupaten Barru, Data Semester Ganjil/Ministry of Religious Affairs of Barru Regency, Odd Semester Data

**Tabel**  
**Table** 4.1.3**Jumlah Sekolah, Guru, dan Murid Sekolah Dasar (SD)  
di Bawah Kementerian Pendidikan dan Kebudayaan  
Menurut Kecamatan di Kabupaten Barru, 2018/2019  
dan 2019/2020*****Number of Schools, Teachers, and Pupils in Primary Schools  
Under The Ministry of Education and Culture by Subdistrict  
in Barru Regency, 2018/2019 and 2019/2020***

| Kecamatan<br>Subdistrict | Sekolah/Schools |            |                |           |              |            |
|--------------------------|-----------------|------------|----------------|-----------|--------------|------------|
|                          | Negeri/Public   |            | Swasta/Private |           | Jumlah/Total |            |
|                          | 2018/2019       | 2019/2020  | 2018/2019      | 2019/2020 | 2018/2019    | 2019/2020  |
| (1)                      | (2)             | (3)        | (4)            | (5)       | (6)          | (7)        |
| Tanete Riaja             | 32              | 32         | -              | -         | 32           | 32         |
| Pujananting              | 25              | 25         | -              | -         | 25           | 25         |
| Tanete Rilau             | 37              | 37         | -              | -         | 37           | 37         |
| Barru                    | 34              | 34         | 1              | 2         | 35           | 36         |
| Soppeng Riaja            | 21              | 21         | -              | -         | 21           | 21         |
| Balusu                   | 22              | 22         | -              | -         | 22           | 22         |
| Mallusetasi              | 26              | 26         | -              | -         | 26           | 26         |
| <b>Kabupaten Barru</b>   | <b>197</b>      | <b>197</b> | <b>1</b>       | <b>2</b>  | <b>198</b>   | <b>199</b> |

Lanjutan Tabel/*Continued Table* 4.1.3

| Kecamatan<br>Subdistrict | Guru <sup>1</sup> /Teachers <sup>1</sup> |              |                |           |              |              |
|--------------------------|--|--------------|----------------|-----------|--------------|--------------|
|                          | Negeri/Public                            |              | Swasta/Private |           | Jumlah/Total |              |
|                          | 2018/2019                                | 2019/2020    | 2018/2019      | 2019/2020 | 2018/2019    | 2019/2020    |
| (1)                      | (8)                                      | (9)          | (10)           | (11)      | (12)         | (13)         |
| Tanete Riaja             | 298                                      | 334          | -              | -         | 298          | 334          |
| Pujananting              | 245                                      | 255          | -              | -         | 245          | 255          |
| Tanete Rilau             | 362                                      | 394          | -              | -         | 362          | 394          |
| Barru                    | 338                                      | 350          | 6              | 13        | 344          | 363          |
| Soppeng Riaja            | 191                                      | 191          | -              | -         | 191          | 191          |
| Balusu                   | 191                                      | 218          | -              | -         | 191          | 218          |
| Mallusetasi              | 242                                      | 251          | -              | -         | 242          | 251          |
|                          |  |              |                |           |              |              |
|                          |  |              |                |           |              |              |
|                          |  |              |                |           |              |              |
|                          |  |              |                |           |              |              |
|                          |  |              |                |           |              |              |
|                          |  |              |                |           |              |              |
|                          |  |              |                |           |              |              |
|                          |  |              |                |           |              |              |
| <b>Kabupaten Barru</b>   | <b>1 867</b>                             | <b>1 993</b> | <b>6</b>       | <b>13</b> | <b>1 873</b> | <b>2 006</b> |

Lanjutan Tabel/*Continued Table 4.1.3*

| Kecamatan<br>Subdistrict | Murid/Students |               |                |            |               |               |
|--------------------------|----------------|---------------|----------------|------------|---------------|---------------|
|                          | Negeri/Public  |               | Swasta/Private |            | Jumlah/Total  |               |
|                          | 2018/2019      | 2019/2020     | 2018/2019      | 2019/2020  | 2018/2019     | 2019/2020     |
| (1)                      | (14)           | (15)          | (16)           | (17)       | (18)          | (19)          |
| Tanete Riaja             | 2 599          | 2 626         | -              | -          | 2 599         | 2 626         |
| Pujananting              | 1 433          | 1 386         | -              | -          | 1 433         | 1 386         |
| Tanete Rilau             | 3 297          | 3 316         | -              | -          | 3 297         | 3 316         |
| Barru                    | 4 193          | 4 202         | 93             | 202        | 4 286         | 4 404         |
| Soppeng Riaja            | 1 632          | 1 577         | -              | -          | 1 632         | 1 577         |
| Balusu                   | 1 857          | 1 782         | -              | -          | 1 857         | 1 782         |
| Mallusetasi              | 2 493          | 2 509         | -              | -          | 2 493         | 2 509         |
|                          |                |               |                |            |               |               |
|                          |                |               |                |            |               |               |
|                          |                |               |                |            |               |               |
|                          |                |               |                |            |               |               |
|                          |                |               |                |            |               |               |
|                          |                |               |                |            |               |               |
|                          |                |               |                |            |               |               |
|                          |                |               |                |            |               |               |
|                          |                |               |                |            |               |               |
| <b>Kabupaten Barru</b>   | <b>17 504</b>  | <b>17 398</b> | <b>93</b>      | <b>202</b> | <b>17 597</b> | <b>17 600</b> |

Catatan/Note: <sup>1</sup> Jumlah guru termasuk kepala sekolah dan guru/*The total of teachers including headmaster and teacher*

Sumber/Source: Dinas Pendidikan Kabupaten Barru, Data Semester Ganji/*Education Services of Barru Regency, Odd Semester Data*

**Tabel**  
**Table** 4.1.4

**Jumlah Sekolah, Guru, dan Murid Madrasah Ibtidaiyah (MI) di Bawah Kementerian Agama Menurut Kecamatan Menurut Kecamatan di Kabupaten Barru, 2018/2019 dan 2019/2020**  
**Number of Schools, Teachers, and Pupils in Madrasah Ibtidaiyah (MI) Under The Ministry of Religious Affairs by Subdistrict in Barru Regency, 2018/2019 and 2019/2020**

| Kecamatan<br>Subdistrict | Sekolah/Schools |           | Guru/Teachers |            | Murid/Pupils |              |
|--------------------------|-----------------|-----------|---------------|------------|--------------|--------------|
|                          | 2018/2019       | 2019/2020 | 2018/2019     | 2019/2020  | 2018/2019    | 2019/2020    |
| (1)                      | (2)             | (3)       | (4)           | (5)        | (6)          | (7)          |
| Tanete Riaja             | 5               | 5         | 47            | 44         | 226          | 212          |
| Pujananting              | 2               | 2         | 13            | 12         | 74           | 85           |
| Tanete Rilau             | 10              | 10        | 114           | 88         | 940          | 997          |
| Barru                    | 4               | 4         | 41            | 40         | 290          | 315          |
| Soppeng Riaja            | 2               | 2         | 21            | 21         | 183          | 220          |
| Balusu                   | 2               | 2         | 22            | 17         | 153          | 180          |
| Mallusetasi              | 2               | 2         | 22            | 26         | 220          | 249          |
| <b>Kabupaten Barru</b>   | <b>27</b>       | <b>27</b> | <b>280</b>    | <b>248</b> | <b>2 086</b> | <b>2 258</b> |

Sumber/Source: Kantor Kementerian Agama Kabupaten Barru, Data Semester Ganjil/Ministry of Religious Affairs of Barru Regency, Odd Semester Data

**Tabel**  
**Table** 4.1.5

**Jumlah Sekolah, Guru, dan Murid Sekolah Menengah Pertama (SMP) di Bawah Kementerian Pendidikan dan Kebudayaan Menurut Kecamatan di Kabupaten Barru, 2018/2019 dan 2019/2020**  
**Number of Schools, Teachers, and Pupils in Junior High Schools Under The Ministry of Education and Culture by Subdistrict in Barru Regency, 2018/2019 and 2019/2020**

| Kecamatan<br>Subdistrict | Sekolah/Schools |           |                |           |              |           |
|--------------------------|-----------------|-----------|----------------|-----------|--------------|-----------|
|                          | Negeri/Public   |           | Swasta/Private |           | Jumlah/Total |           |
|                          | 2018/2019       | 2019/2020 | 2018/2019      | 2019/2020 | 2018/2019    | 2019/2020 |
| (1)                      | (2)             | (3)       | (4)            | (5)       | (6)          | (7)       |
| Tanete Riaja             | 8               | 8         | -              | -         | 8            | 8         |
| Pujananting              | 5               | 5         | -              | -         | 5            | 5         |
| Tanete Rilau             | 5               | 5         | -              | -         | 5            | 5         |
| Barru                    | 4               | 4         | -              | -         | 4            | 4         |
| Soppeng Riaja            | 4               | 4         | 2              | 2         | 6            | 6         |
| Balusu                   | 4               | 4         | 2              | 2         | 6            | 6         |
| Mallusetasi              | 5               | 5         | -              | -         | 5            | 5         |
|                          |                 |           |                |           |              |           |
|                          |                 |           |                |           |              |           |
|                          |                 |           |                |           |              |           |
|                          |                 |           |                |           |              |           |
|                          |                 |           |                |           |              |           |
|                          |                 |           |                |           |              |           |
|                          |                 |           |                |           |              |           |
|                          |                 |           |                |           |              |           |
| <b>Kabupaten Barru</b>   | <b>35</b>       | <b>35</b> | <b>4</b>       | <b>4</b>  | <b>39</b>    | <b>39</b> |

Lanjutan Tabel/Continued Table 4.1.5

| Kecamatan<br>Subdistrict | Guru <sup>1</sup> /Teachers <sup>1</sup> |            |                |           |              |            |
|--------------------------|--|------------|----------------|-----------|--------------|------------|
|                          | Negeri/Public                            |            | Swasta/Private |           | Jumlah/Total |            |
|                          | 2018/2019                                | 2019/2020  | 2018/2019      | 2019/2020 | 2018/2019    | 2019/2020  |
| (1)                      | (8)                                      | (9)        | (10)           | (11)      | (12)         | (13)       |
| Tanete Riaja             | 145                                      | 147        | -              | -         | 145          | 147        |
| Pujananting              | 71                                       | 73         | -              | -         | 71           | 73         |
| Tanete Rilau             | 122                                      | 122        | -              | -         | 122          | 122        |
| Barru                    | 129                                      | 128        | -              | -         | 129          | 128        |
| Soppeng Riaja            | 82                                       | 81         | 24             | 25        | 106          | 106        |
| Balusu                   | 68                                       | 67         | 7              | 6         | 75           | 73         |
| Mallusetasi              | 90                                       | 91         | -              | -         | 90           | 91         |
|                          |  |            |                |           |              |            |
|                          |  |            |                |           |              |            |
|                          |  |            |                |           |              |            |
|                          |  |            |                |           |              |            |
|                          |  |            |                |           |              |            |
|                          |  |            |                |           |              |            |
|                          |  |            |                |           |              |            |
|                          |  |            |                |           |              |            |
|                          |  |            |                |           |              |            |
| <b>Kabupaten Barru</b>   | <b>707</b>                               | <b>709</b> | <b>31</b>      | <b>31</b> | <b>738</b>   | <b>740</b> |

Lanjutan Tabel/*Continued Table 4.1.5*

| Kecamatan<br>Subdistrict | Murid/Students |              |                |            |              |              |
|--------------------------|----------------|--------------|----------------|------------|--------------|--------------|
|                          | Negeri/Public  |              | Swasta/Private |            | Jumlah/Total |              |
|                          | 2018/2019      | 2019/2020    | 2018/2019      | 2019/2020  | 2018/2019    | 2019/2020    |
| (1)                      | (14)           | (15)         | (16)           | (17)       | (18)         | (19)         |
| Tanete Riaja             | 1 268          | 1 238        | -              | -          | 1 268        | 1 238        |
| Pujananting              | 701            | 659          | -              | -          | 701          | 659          |
| Tanete Rilau             | 1 457          | 1 420        | -              | -          | 1 457        | 1 420        |
| Barru                    | 1 639          | 1 574        | -              | -          | 1 639        | 1 574        |
| Soppeng Riaja            | 784            | 777          | 164            | 135        | 948          | 912          |
| Balusu                   | 677            | 657          | 44             | 43         | 721          | 700          |
| Mallusetasi              | 1 086          | 1 039        | -              | -          | 1 086        | 1 039        |
| <b>Kabupaten Barru</b>   | <b>7 612</b>   | <b>7 364</b> | <b>208</b>     | <b>178</b> | <b>7 820</b> | <b>7 542</b> |

Catatan/Note: <sup>1</sup> Jumlah guru termasuk kepala sekolah dan guru/*The total of teachers including headmaster and teacher*

Sumber/Source: Dinas Pendidikan Kabupaten Barru, Data Semester Ganji/*Education Services of Barru Regency, Odd Semester Data*



**Tabel**  
**Table** 4.1.6

**Jumlah Sekolah, Guru, dan Murid Madrasah Tsanawiyah (MTs) di Bawah Kementerian Agama Menurut Kecamatan di Kabupaten Barru, 2018/2019 dan 2019/2020**  
**Number of Schools, Teachers, and Pupils in Madrasah Tsanawiyah (MTs) Under The Ministry of Religious Affairs by Subdistrict in Barru Regency, 2018/2019 and 2019/2020**

| Kecamatan<br>Subdistrict | Sekolah/Schools |           | Guru/Teachers |            | Murid/Pupils |              |
|--------------------------|-----------------|-----------|---------------|------------|--------------|--------------|
|                          | 2018/2019       | 2019/2020 | 2018/2019     | 2019/2020  | 2018/2019    | 2019/2020    |
| (1)                      | (2)             | (3)       | (4)           | (5)        | (6)          | (7)          |
| Tanete Riaja             | 3               | 3         | 30            | 33         | 183          | 192          |
| Pujananting              | -               | -         | -             | -          | -            | -            |
| Tanete Rilau             | 4               | 4         | 54            | 48         | 416          | 461          |
| Barru                    | 1               | 1         | 40            | 44         | 442          | 464          |
| Soppeng Riaja            | 3               | 3         | 56            | 59         | 784          | 888          |
| Balusu                   | 2               | 2         | 45            | 34         | 563          | 749          |
| Mallusetasi              | 1               | 1         | 17            | 14         | 168          | 154          |
| <b>Kabupaten Barru</b>   | <b>14</b>       | <b>14</b> | <b>242</b>    | <b>232</b> | <b>2 556</b> | <b>2 908</b> |

Catatan/Note: ...

Sumber/Source: Kantor Kementerian Agama Kabupaten Barru, Data Semester Ganjil/Ministry of Religious Affairs of Barru Regency, Odd Semester Data

**Tabel**  
**Table** 4.1.7

**Jumlah Sekolah, Guru, dan Murid Sekolah Menengah Atas (SMA) di Bawah Kementerian Pendidikan dan Kebudayaan Menurut Kecamatan di Kabupaten Barru, 2018/2019 dan 2019/2020**  
**Number of Schools, Teachers, and Pupils in Senior High Schools Under The Ministry of Education and Culture by Subdistrict in Barru Regency, 2018/2019 and 2019/2020**

| Kecamatan<br>Subdistrict | Sekolah/Schools |           |                |           |              |           |
|--------------------------|-----------------|-----------|----------------|-----------|--------------|-----------|
|                          | Negeri/Public   |           | Swasta/Private |           | Jumlah/Total |           |
|                          | 2018/2019       | 2019/2020 | 2018/2019      | 2019/2020 | 2018/2019    | 2019/2020 |
| (1)                      | (2)             | (3)       | (4)            | (5)       | (6)          | (7)       |
| Tanete Riaja             | 1               | 1         | -              | -         | 1            | 1         |
| Pujananting              | -               | -         | -              | -         | -            | -         |
| Tanete Rilau             | 1               | 1         | -              | -         | 1            | 1         |
| Barru                    | 2               | 2         | 1              | 1         | 3            | 3         |
| Soppeng Riaja            | 1               | 1         | 1              | 1         | 2            | 2         |
| Balusu                   | -               | -         | 1              | 1         | 1            | 1         |
| Mallusetasi              | 1               | 1         | -              | -         | 1            | 1         |
|                          |                 |           |                |           |              |           |
|                          |                 |           |                |           |              |           |
|                          |                 |           |                |           |              |           |
|                          |                 |           |                |           |              |           |
|                          |                 |           |                |           |              |           |
|                          |                 |           |                |           |              |           |
|                          |                 |           |                |           |              |           |
|                          |                 |           |                |           |              |           |
| <b>Kabupaten Barru</b>   | <b>6</b>        | <b>6</b>  | <b>3</b>       | <b>3</b>  | <b>9</b>     | <b>9</b>  |

Lanjutan Tabel/*Continued Table* 4.1.7

| Kecamatan<br>Subdistrict | Guru <sup>1</sup> /Teachers <sup>1</sup> |            |                |           |              |            |
|--------------------------|--|------------|----------------|-----------|--------------|------------|
|                          | Negeri/Public                            |            | Swasta/Private |           | Jumlah/Total |            |
|                          | 2018/2019                                | 2019/2020  | 2018/2019      | 2019/2020 | 2018/2019    | 2019/2020  |
| (1)                      | (8)                                      | (9)        | (10)           | (11)      | (12)         | (13)       |
| Tanete Riaja             | 46                                       | 47         | -              | -         | 46           | 47         |
| Pujananting              | -  | -          | -              | -         | -            | -          |
| Tanete Rilau             | 44                                       | 42         | -              | -         | 44           | 42         |
| Barru                    | 92                                       | 88         | 5              | 6         | 97           | 94         |
| Soppeng Riaja            | 44                                       | 44         | 9              | 9         | 53           | 53         |
| Balusu                   | -  | -          | 9              | 9         | 9            | 9          |
| Mallusetasi              | 26                                       | 25         | -              | -         | 26           | 25         |
|                          |  |            |                |           |              |            |
|                          |  |            |                |           |              |            |
|                          |  |            |                |           |              |            |
|                          |  |            |                |           |              |            |
|                          |  |            |                |           |              |            |
|                          |  |            |                |           |              |            |
|                          |  |            |                |           |              |            |
|                          |  |            |                |           |              |            |
| <b>Kabupaten Barru</b>   | <b>252</b>                               | <b>246</b> | <b>23</b>      | <b>24</b> | <b>275</b>   | <b>270</b> |

Lanjutan Tabel/*Continued Table 4.1.7*

| Kecamatan<br>Subdistrict | Murid/Students |              |                |            |              |              |
|--------------------------|----------------|--------------|----------------|------------|--------------|--------------|
|                          | Negeri/Public  |              | Swasta/Private |            | Jumlah/Total |              |
|                          | 2018/2019      | 2019/2020    | 2018/2019      | 2019/2020  | 2018/2019    | 2019/2020    |
| (1)                      | (14)           | (15)         | (16)           | (17)       | (18)         | (19)         |
| Tanete Riaja             | 685            | 689          | -              | -          | 685          | 689          |
| Pujananting              | -              | -            | -              | -          | -            | -            |
| Tanete Rilau             | 592            | 590          | -              | -          | 592          | 590          |
| Barru                    | 1 214          | 1 215        | 69             | 67         | 1 283        | 1 282        |
| Soppeng Riaja            | 801            | 778          | 64             | 51         | 865          | 829          |
| Balusu                   | -              | -            | 111            | 105        | 111          | 105          |
| Mallusetasi              | 358            | 360          | -              | -          | 358          | 360          |
| <b>Kabupaten Barru</b>   | <b>3 650</b>   | <b>3 632</b> | <b>244</b>     | <b>223</b> | <b>3 894</b> | <b>3 855</b> |

Catatan/Note: <sup>1</sup> Jumlah guru termasuk kepala sekolah dan guru/*The total of teachers including headmaster and teacher*

Sumber/Source: Dinas Pendidikan Kabupaten Barru, Data Semester Ganjil/*Education Services of Barru Regency, Odd Semester Data*

**Tabel**  
**Table** 4.1.8

**Jumlah Sekolah, Guru, dan Murid Sekolah Menengah Kejuruan (SMK) di Bawah Kementerian Pendidikan dan Kebudayaan Menurut Kecamatan di Kabupaten Barru, 2018/2019 dan 2019/2020**  
*Number of Schools, Teachers, and Pupils in Vocational High Schools Under The Ministry of Education and Culture by Subdistrict in Barru Regency, 2018/2019 and 2019/2020*

| Kecamatan<br>Subdistrict | Sekolah/Schools |           |                |           |              |           |
|--------------------------|-----------------|-----------|----------------|-----------|--------------|-----------|
|                          | Negeri/Public   |           | Swasta/Private |           | Jumlah/Total |           |
|                          | 2018/2019       | 2019/2020 | 2018/2019      | 2019/2020 | 2018/2019    | 2019/2020 |
| (1)                      | (2)             | (3)       | (4)            | (5)       | (6)          | (7)       |
| Tanete Riaja             | -               | -         | -              | -         | -            | -         |
| Pujananting              | 1               | 1         | -              | -         | 1            | 1         |
| Tanete Rilau             | 1               | 1         | -              | -         | 1            | 1         |
| Barru                    | 1               | 1         | 1              | 1         | 2            | 2         |
| Soppeng Riaja            | -               | -         | -              | -         | -            | -         |
| Balusu                   | 1               | 1         | -              | -         | 1            | 1         |
| Mallusetasi              | 1               | 1         | -              | -         | 1            | 1         |
|                          |                 |           |                |           |              |           |
|                          |                 |           |                |           |              |           |
|                          |                 |           |                |           |              |           |
|                          |                 |           |                |           |              |           |
|                          |                 |           |                |           |              |           |
|                          |                 |           |                |           |              |           |
|                          |                 |           |                |           |              |           |
|                          |                 |           |                |           |              |           |
| <b>Kabupaten Barru</b>   | <b>5</b>        | <b>5</b>  | <b>1</b>       | <b>1</b>  | <b>6</b>     | <b>6</b>  |

Lanjutan Tabel/*Continued Table 4.1.8*

| Kecamatan<br>Subdistrict | Guru <sup>1</sup> /Teachers <sup>1</sup> |            |                |           |              |            |
|--------------------------|--|------------|----------------|-----------|--------------|------------|
|                          | Negeri/Public                            |            | Swasta/Private |           | Jumlah/Total |            |
|                          | 2018/2019                                | 2019/2020  | 2018/2019      | 2019/2020 | 2018/2019    | 2019/2020  |
| (1)                      | (8)                                      | (9)        | (10)           | (11)      | (12)         | (13)       |
| Tanete Riaja             | -  | -          | -              | -         | -            | -          |
| Pujananting              | 18                                       | 22         | -              | -         | 18           | 22         |
| Tanete Rilau             | 51                                       | 52         | -              | -         | 51           | 52         |
| Barru                    | 81                                       | 74         | 15             | 18        | 96           | 92         |
| Soppeng Riaja            | -  | -          | -              | -         | -            | -          |
| Balusu                   | 29                                       | 33         | -              | -         | 29           | 33         |
| Mallusetasi              | 24                                       | 25         | -              | -         | 24           | 25         |
|                          |  |            |                |           |              |            |
|                          |  |            |                |           |              |            |
|                          |  |            |                |           |              |            |
|                          |  |            |                |           |              |            |
|                          |  |            |                |           |              |            |
|                          |  |            |                |           |              |            |
|                          |  |            |                |           |              |            |
|                          |  |            |                |           |              |            |
|                          |  |            |                |           |              |            |
|                          |  |            |                |           |              |            |
| <b>Kabupaten Barru</b>   | <b>203</b>                               | <b>206</b> | <b>15</b>      | <b>18</b> | <b>218</b>   | <b>224</b> |

Lanjutan Tabel/*Continued Table* 4.1.8

| Kecamatan<br>Subdistrict | Murid/Students |              |                |            |              |              |
|--------------------------|----------------|--------------|----------------|------------|--------------|--------------|
|                          | Negeri/Public  |              | Swasta/Private |            | Jumlah/Total |              |
|                          | 2018/2019      | 2019/2020    | 2018/2019      | 2019/2020  | 2018/2019    | 2019/2020    |
| (1)                      | (14)           | (15)         | (16)           | (17)       | (18)         | (19)         |
| Tanete Riaja             | -              | -            | -              | -          | -            | -            |
| Pujananting              | 330            | 332          | -              | -          | 330          | 332          |
| Tanete Rilau             | 730            | 780          | -              | -          | 730          | 780          |
| Barru                    | 1 059          | 1 035        | 93             | 109        | 1 152        | 1 144        |
| Soppeng Riaja            | -              | -            | -              | -          | -            | -            |
| Balusu                   | 336            | 359          | -              | -          | 336          | 359          |
| Mallusetasi              | 244            | 253          | -              | -          | 244          | 253          |
|                          |                |              |                |            |              |              |
|                          |                |              |                |            |              |              |
|                          |                |              |                |            |              |              |
|                          |                |              |                |            |              |              |
|                          |                |              |                |            |              |              |
|                          |                |              |                |            |              |              |
|                          |                |              |                |            |              |              |
|                          |                |              |                |            |              |              |
|                          |                |              |                |            |              |              |
| <b>Kabupaten Barru</b>   | <b>2 699</b>   | <b>2 759</b> | <b>93</b>      | <b>109</b> | <b>2 792</b> | <b>2 868</b> |

Catatan/Note: <sup>1</sup> Guru yang mengajar di 2 sekolah atau lebih dihitung di masing-masing sekolah/*The teacher who taught in two schools or more counted in every school*

<sup>2</sup> Jumlah guru termasuk kepala sekolah dan guru/*The total of teachers including headmaster and teacher*

Sumber/Source: Dinas Pendidikan Kabupaten Barru, Data Semester Ganjil/*Education Services of Barru Regency, Odd Semester Data*

**Tabel**  
**Table** 4.1.9

**Jumlah Sekolah, Guru, dan Murid Madrasah Aliyah (MA)  
di Bawah Kementerian Agama Menurut Kecamatan di  
Kabupaten Barru, 2018/2019 dan 2019/2020**  
*Number of Schools, Teachers, and Pupils in Madrasah Aliyah  
(MA) Under the Ministry of Religious Affairs by Subdistrict in  
Barru Regency, 2018/2019 and 2019/2020*

| Kecamatan<br>Subdistrict | Sekolah/Schools |           | Guru/Teachers |            | Murid/Pupils |              |
|--------------------------|-----------------|-----------|---------------|------------|--------------|--------------|
|                          | 2018/2019       | 2019/2020 | 2018/2019     | 2019/2020  | 2018/2019    | 2019/2020    |
| (1)                      | (2)             | (3)       | (4)           | (5)        | (6)          | (7)          |
| Tanete Riaja             | 3               | 3         | 44            | 42         | 206          | 239          |
| Pujananting              | -               | -         | -             | -          | -            | -            |
| Tanete Rilau             | 3               | 3         | 39            | 33         | 233          | 338          |
| Barru                    | 1               | 1         | 38            | 46         | 225          | 294          |
| Soppeng Riaja            | 2               | 2         | 51            | 48         | 311          | 603          |
| Balusu                   | 2               | 2         | 40            | 35         | 373          | 427          |
| Mallusetasi              | 1               | 1         | 40            | 40         | 387          | 410          |
| <b>Kabupaten Barru</b>   | <b>12</b>       | <b>12</b> | <b>252</b>    | <b>244</b> | <b>1 635</b> | <b>2 311</b> |

Catatan/Note: ...

Sumber/Source: Kantor Kementerian Agama Kabupaten Barru, Data Semester Ganjil/Ministry of Religious Affairs of Barru Regency, Odd Semester Data



**Tabel**  
**Table** 4.1.10

**Jumlah Desa<sup>1</sup>/Kelurahan yang Memiliki Fasilitas Sekolah Menurut Kecamatan dan Tingkat Pendidikan di Kabupaten Barru, (2014)– (2019)**  
**Number of Villages<sup>1</sup> Having Educational Facilities by Subdistrict and Educational Level in Barru Regency, (2014)– (2019)**

| Kecamatan<br>Subdistrict | SD<br>Primary School |           |           |
|--------------------------|----------------------|-----------|-----------|
|                          | (2014)               | (2018)    | (2019)    |
| (1)                      | (2)                  | (3)       | (4)       |
| Tanete Riaja             | 7                    | 7         | 7         |
| Pujananting              | 7                    | 7         | 7         |
| Tanete Rilau             | 10                   | 10        | 10        |
| Barru                    | 10                   | 10        | 10        |
| Soppeng Riaja            | 7                    | 7         | 7         |
| Balusu                   | 6                    | 6         | 6         |
| Mallusetasi              | 8                    | 8         | 8         |
|                          |                      |           |           |
|                          |                      |           |           |
|                          |                      |           |           |
|                          |                      |           |           |
|                          |                      |           |           |
|                          |                      |           |           |
|                          |                      |           |           |
|                          |                      |           |           |
| <b>Kabupaten Barru</b>   | <b>55</b>            | <b>55</b> | <b>55</b> |

Lanjutan Tabel/*Continued Table* 4.1.10

| Kecamatan<br><i>Subdistrict</i> | SMP<br><i>Junior High School</i> |           |           |
|---------------------------------|----------------------------------|-----------|-----------|
|                                 | (2014)                           | (2018)    | (2019)    |
| (1)                             | (5)                              | (6)       | (7)       |
| Tanete Riaja                    | 7                                | 7         | 7         |
| Pujananting                     | 5                                | 5         | 5         |
| Tanete Rilau                    | 6                                | 6         | 6         |
| Barru                           | 5                                | 5         | 6         |
| Soppeng Riaja                   | 5                                | 5         | 5         |
| Balusu                          | 4                                | 4         | 4         |
| Mallusetasi                     | 6                                | 6         | 6         |
|                                 |                                  |           |           |
|                                 |                                  |           |           |
|                                 |                                  |           |           |
|                                 |                                  |           |           |
|                                 |                                  |           |           |
|                                 |                                  |           |           |
|                                 |                                  |           |           |
|                                 |                                  |           |           |
|                                 |                                  |           |           |
| <b>Kabupaten Barru</b>          | <b>38</b>                        | <b>38</b> | <b>39</b> |

Lanjutan Tabel/*Continued Table* 4.1.10

| Kecamatan<br><i>Subdistrict</i> | SMA<br><i>Senior High School</i> |           |           |
|---------------------------------|----------------------------------|-----------|-----------|
|                                 | (2014)                           | (2018)    | (2019)    |
| (1)                             | (8)                              | (9)       | (10)      |
| Tanete Riaja                    | 2                                | 2         | 2         |
| Pujananting                     | -                                | -         | -         |
| Tanete Rilau                    | 4                                | 3         | 3         |
| Barru                           | 3                                | 3         | 3         |
| Soppeng Riaja                   | 2                                | 2         | 2         |
| Balusu                          | 2                                | 2         | 2         |
| Mallusetasi                     | 1                                | 1         | 1         |
|                                 |                                  |           |           |
|                                 |                                  |           |           |
|                                 |                                  |           |           |
|                                 |                                  |           |           |
|                                 |                                  |           |           |
|                                 |                                  |           |           |
|                                 |                                  |           |           |
|                                 |                                  |           |           |
| <b>Kabupaten Barru</b>          | <b>14</b>                        | <b>13</b> | <b>13</b> |

Lanjutan Tabel/*Continued Table* 4.1.10

| Kecamatan<br><i>Subdistrict</i> | SMK<br><i>Vocational School</i> |          |          |
|---------------------------------|---------------------------------|----------|----------|
|                                 | (2014)                          | (2018)   | (2019)   |
| (1)                             | (11)                            | (12)     | (13)     |
| Tanete Riaja                    | -                               | -        | -        |
| Pujananting                     | 1                               | 1        | 1        |
| Tanete Rilau                    | 1                               | 1        | 1        |
| Barru                           | 2                               | 2        | 2        |
| Soppeng Riaja                   | -                               | -        | -        |
| Balusu                          | 1                               | 1        | 1        |
| Mallusetasi                     | 1                               | 1        | 1        |
| <b>Kabupaten Barru</b>          | <b>6</b>                        | <b>6</b> | <b>6</b> |

Lanjutan Tabel/*Continued Table* 4.1.10

| Kecamatan<br><i>Subdistrict</i> | Perguruan Tinggi<br><i>University</i> |          |          |
|---------------------------------|---------------------------------------|----------|----------|
|                                 | (2014)                                | (2018)   | (2019)   |
| (1)                             | (14)                                  | (15)     | (16)     |
| Tanete Riaja                    | -                                     | -        | -        |
| Pujananting                     | -                                     | -        | -        |
| Tanete Rilau                    | 2                                     | 1        | 1        |
| Barru                           | 2                                     | 2        | 1        |
| Soppeng Riaja                   | 1                                     | 1        | 1        |
| Balusu                          | 1                                     | -        | -        |
| Mallusetasi                     | 1                                     | 1        | -        |
|                                 |                                       |          |          |
|                                 |                                       |          |          |
|                                 |                                       |          |          |
|                                 |                                       |          |          |
|                                 |                                       |          |          |
|                                 |                                       |          |          |
|                                 |                                       |          |          |
|                                 |                                       |          |          |
|                                 |                                       |          |          |
|                                 |                                       |          |          |
| <b>Kabupaten Barru</b>          | <b>7</b>                              | <b>5</b> | <b>3</b> |

Catatan/*Note*: <sup>1</sup> Desa pada tabel ini termasuk Unit Permukiman Transmigrasi (UPT) yang masih dibina oleh kementerian terkait dan nagari di Kabupaten/Kota Sumatera Barat/*Villages in this table include Transmigration Settlement Unit which is still fostered by the relevant ministries and the nagari in the Province of Sumatera Barat*

Sumber/*Source*: BPS, Pendataan Potensi Desa (Podes)/ *BPS—Statistics Indonesia, Village Potential Data Collection*

**Tabel**  
**Table** 4.1.11

**Angka Partisipasi Sekolah (APS), Angka Partisipasi Murni (APM) dan Angka Partisipasi Kasar (APK) Menurut Jenjang Pendidikan di Kabupaten Barru, 2017-2019**  
**School Enrollment Rate, Net Enrollment Rate and Gross Enrollment Rate by Educational Level of Barru Regency, 2017-2019**

| Jenjang Pendidikan<br>Educational Level | APS   | APM   | APK    |
|---|-------|-------|--------|
| (1)                                     | (2)   | (3)   | (4)    |
| 2017                                    |       |       |        |
| SD / Mi                                 | 99,77 | 96,36 | 105,01 |
| SMP / MTS                               | 96,19 | 82,24 | 94,81  |
| SMA / MA                                | 68,98 | 60,26 | 69,53  |
| 2018                                    |       |       |        |
| SD / Mi                                 | 99,68 | 97,89 | 108,11 |
| SMP / MTS                               | 95,13 | 81,06 | 91,76  |
| SMA / MA                                | 70,48 | 62,06 | 78,10  |
| 2019                                    |       |       |        |
| SD / Mi                                 | 99,46 | 98,42 | 104,58 |
| SMP / MTS                               | 94,33 | 80,48 | 86,52  |
| SMA / MA                                | 69,49 | 61,75 | 84,85  |
|   |       |       |        |
|   |       |       |        |

Catatan/Note: Hasil Survei sosial Ekonomi Nasional (SUSENAS) / Result of National Socioeconomic Survey  
Sumber/Source: Badan Pusat Statistik Kabupaten Barru  
Statistics of Barru regency

**Tabel**  
**Table** 4.1.12

**Persentase Penduduk Berumur 15 Tahun ke Atas yang Melek Huruf Menurut Kelompok Umur di Kabupaten Barru, 2018 dan 2019**  
*Percentage of Literate People Aged 15 Years and Over by Age Group in Barru Regency, 2018 and 2019*

| <b>Kelompok Umur</b><br><i>Age Group</i> | <b>2018</b> | <b>2019</b> |
|--|-------------|-------------|
| (1)                                      | (2)         | (3)         |
| 15–19                                    | 99,1        | 100,0       |
| 20–24                                    | 97,6        | 99,2        |
| 25–29                                    | 100,0       | 100,0       |
| 30–34                                    | 99,6        | 98,1        |
| 35–39                                    | 98,3        | 97,1        |
| 40–44                                    | 92,6        | 95,9        |
| 45–49                                    | 95,3        | 93,1        |
| 50+                                      | 79,4        | 75,3        |
| <b>Jumlah/Total</b>                      | 91,8        | 90,5        |
| <b>15–24</b>                             | 98,4        | 99,6        |
| <b>15–44</b>                             | ...         | ...         |
| <b>15+</b>                               | <b>91,8</b> | <b>90,5</b> |
| <b>45+</b>                               | ...         | ...         |

Catatan/Note: Hasil Survei sosial Ekonomi Nasional (SUSENAS) / *Result of National Socioeconomic Survey*  
Sumber/Source: Badan Pusat Statistik Kabupaten Barru  
*Statistics of Barru regency*

**Tabel 4.1.13** Jumlah Perguruan Tinggi, Mahasiswa dan Tenaga Edukatif (Negeri dan Swasta) Menurut Kecamatan di Kabupaten Barru 2019  
**Number of Universities, Students and Educational Staff (Public and Private) by Subdistrict in Barru Regency 2019**

| Kecamatan<br>Subdistrict | Jumlah<br>Perguruan Tinggi<br>Number of<br>Universities | Mahasiswa<br>Students |                     | Jumlah<br>Total | Tenaga<br>Pengajar<br>Lecturer |
|--------------------------|---|-----------------------|---------------------|-----------------|--------------------------------|
|                          |   | Laki-laki<br>Male     | Perempuan<br>Female |                 |                                |
| (1)                      | (2)   | (3)                   | (4)                 | (5)             | (6)                            |
| Tanete Riaja             | -   | -                     | -                   | -               | -                              |
| Pujananting              | -   | -                     | -                   | -               | -                              |
| Tanete Rilau             | -   | -                     | -                   | -               | -                              |
| Barru                    | 2   | 110                   | 166                 | 276             | 27                             |
| Soppeng Riaja            | 2   | 782                   | 606                 | 1 388           | 72                             |
| Balusu                   | 2   | 280                   | 278                 | 558             | 47                             |
| Mallusetasi              | -   | -                     | -                   | -               | -                              |
|                          |   |                       |                     |                 |                                |
|                          |   |                       |                     |                 |                                |
|                          |   |                       |                     |                 |                                |
|                          |   |                       |                     |                 |                                |
|                          |   |                       |                     |                 |                                |
|                          |   |                       |                     |                 |                                |
|                          |   |                       |                     |                 |                                |
|                          |   |                       |                     |                 |                                |
|                          |   |                       |                     |                 |                                |
| <b>Kabupaten Barru</b>   | <b>6</b>  | <b>1 172</b>          | <b>1 050</b>        | <b>2 222</b>    | <b>146</b>                     |

Catatan/Note: ...

Sumber/Source: Perguruan tinggi yang Bersangkutan  
 Related Universities



**Tabel**  
**Table** 4.1.14**Angka Harapan Lama Sekolah dan Rata-rata Lama Sekolah  
di Kabupaten Barru, 2014-2019**  
**Number of Expected Years of Schooling and Mean Years of  
Schooling in Barru Regency, 2014-2019**

| <b>Tahun</b><br><b>Years</b> | <b>Harapan Lama Sekolah</b><br><b>Expected Years of Schooling</b> | <b>Rata-rata Lama Sekolah</b><br><b>Mean Years of Schooling</b> |
|------------------------------|---|---|
| (1)                          | (2)   | (3)   |
| 2014                         | 13,45   | 7,28  |
| 2015                         | 13,53   | 7,60  |
| 2016                         | 13,54   | 7,61  |
| 2017                         | 13,55   | 7,85  |
| 2018                         | 13,56   | 7,89  |
| 2019                         | 13,57   | 7,96  |
|                              |   |   |
|                              |   |   |
|                              |   |   |

Catatan/Note: Hasil Survei sosial Ekonomi Nasional (SUSENAS) / Result of National Socioeconomic Survey  
 Sumber/Source: Badan Pusat Statistik Kabupaten Barru  
 Statistics of Barru regency

**Tabel 4.1.15** Jumlah Gugus Depan dan Anggota Pramuka Yang Sudah Dilantik di Kabupaten Barru Menurut Kecamatan Keadaan Bulan Desember 2019  
*Number of Front Cluster and Scout Members Who Have Been Inaugurated in Barru Regency by Subdistrict in Desember 2019*

| Kecamatan<br>Subdistrict | Jumlah Gugus<br>Depan<br>Number Front<br>Cluster | Sumber Didik<br>Source of Education |            |            |
|--------------------------|--|-------------------------------------|------------|------------|
|                          |  | Majelis<br>Pembimbing               | Andalan    | Pembina    |
| (1)                      | (2)  | (3)                                 | (4)        | (5)        |
| Tanete Riaja             | 52   | 27                                  | 40         | 102        |
| Pujananting              | 32   | 25                                  | 69         | 68         |
| Tanete Rilau             | 62   | 32                                  | 41         | 124        |
| Barru                    | 53   | 26                                  | 68         | 106        |
| Soppeng Riaja            | 31   | 27                                  | 47         | 78         |
| Balusu                   | 35   | 32                                  | 53         | 70         |
| Mallusetasi              | 38   | 29                                  | 70         | 76         |
|                          |  |                                     |            |            |
|                          |  |                                     |            |            |
|                          |  |                                     |            |            |
|                          |  |                                     |            |            |
|                          |  |                                     |            |            |
|                          |  |                                     |            |            |
|                          |  |                                     |            |            |
|                          |  |                                     |            |            |
|                          |  |                                     |            |            |
| <b>Kabupaten Barru</b>   | <b>303</b>                                       | <b>198</b>                          | <b>388</b> | <b>624</b> |

Lanjutan Tabel/*Continued Table* 4.1.15

| Kecamatan<br><i>Subdistrict</i> | Sumber Didik<br><i>Source of Education</i> |              |               |               | Jumlah<br><i>Total</i> |
|---------------------------------|--|--------------|---------------|---------------|------------------------|
|                                 | Pandega                                    | Penegak      | Penggalang    | Siaga         |                        |
| (1)                             | (6)  | (7)          | (8)           | (9)           | (10)                   |
| Tanete Riaja                    | -  | 912          | 1 731         | 2 892         | 5 535                  |
| Pujananting                     | -  | 288          | 774           | 1 724         | 2 786                  |
| Tanete Rilau                    | 160  | 1 714        | 1 865         | 4 377         | 7 956                  |
| Barru                           | 155  | 2 414        | 2 301         | 4 834         | 9 549                  |
| Soppeng Riaja                   | 447  | 1 227        | 1 813         | 2 138         | 5 625                  |
| Balusu                          | -  | 420          | 1 140         | 2 312         | 3 872                  |
| Mallusetasi                     | -  | 1 011        | 1 343         | 2 958         | 5 312                  |
|                                 |  |              |               |               |                        |
|                                 |  |              |               |               |                        |
|                                 |  |              |               |               |                        |
|                                 |  |              |               |               |                        |
|                                 |  |              |               |               |                        |
|                                 |  |              |               |               |                        |
|                                 |  |              |               |               |                        |
|                                 |  |              |               |               |                        |
|                                 |  |              |               |               |                        |
| <b>Kabupaten Barru</b>          | <b>762</b>                                 | <b>7 986</b> | <b>10 679</b> | <b>21 235</b> | <b>40 635</b>          |

Catatan/*Note*: ...  
 Sumber/*Source*: Kwartir Cabang Gerakan Pramuka Kabupaten Barru  
*Branch Kwartir Boy Scout of Barru regency*

## 4.2 KESEHATAN HEALTH

**Tabel** 4.2.1 **Jumlah Desa<sup>1</sup>/Kelurahan Yang Memiliki Sarana Kesehatan Menurut Kecamatan di Kabupaten Barru, (2014)–(2019)**  
**Number of Villages<sup>1</sup> Having Health Facilities by Subdistrict in Barru Regency, (2014)–(2019)**

| Kecamatan<br>Subdistrict | Rumah Sakit<br>Hospital |          |          |
|--------------------------|-------------------------|----------|----------|
|                          | (2014)                  | (2018)   | (2019)   |
| (1)                      | (2)                     | (3)      | (4)      |
| Tanete Riaja             | -                       | -        | -        |
| Pujananting              | -                       | -        | -        |
| Tanete Rilau             | -                       | -        | -        |
| Barru                    | 1                       | 1        | 1        |
| Soppeng Riaja            | -                       | -        | -        |
| Balusu                   | -                       | -        | -        |
| Mallusetasi              | -                       | -        | -        |
|                          |                         |          |          |
|                          |                         |          |          |
|                          |                         |          |          |
|                          |                         |          |          |
|                          |                         |          |          |
|                          |                         |          |          |
|                          |                         |          |          |
|                          |                         |          |          |
|                          |                         |          |          |
|                          |                         |          |          |
| <b>Kabupaten Barru</b>   | <b>1</b>                | <b>1</b> | <b>1</b> |

Lanjutan Tabel/*Continued Table* 4.2.1

| Kecamatan<br><i>Subdistrict</i> | Rumah Sakit Bersalin<br><i>Maternity Hospital</i> |          |          |
|---------------------------------|---|----------|----------|
|                                 | (2014)  | (2018)   | (2019)   |
| (1)                             | (5)   | (6)      | (7)      |
| Tanete Riaja                    | -   | -        | -        |
| Pujananting                     | -   | -        | -        |
| Tanete Rilau                    | -   | -        | -        |
| Barru                           | 1   | -        | -        |
| Soppeng Riaja                   | -   | -        | -        |
| Balusu                          | -   | -        | -        |
| Mallusetasi                     | -   | -        | -        |
| <b>Kabupaten Barru</b>          | <b>1</b>  | <b>-</b> | <b>-</b> |

Lanjutan Tabel/*Continued Table* 4.2.1

| Kecamatan<br><i>Subdistrict</i> | Poliklinik<br><i>Polyclinic</i> |          |          |
|---------------------------------|---------------------------------|----------|----------|
|                                 | (2014)                          | (2018)   | (2019)   |
| (1)                             | (8)                             | (9)      | (10)     |
| Tanete Riaja                    | -                               | -        | -        |
| Pujananting                     | -                               | -        | -        |
| Tanete Rilau                    | 2                               | 1        | -        |
| Barru                           | 2                               | 2        | 1        |
| Soppeng Riaja                   | -                               | -        | -        |
| Balusu                          | -                               | -        | -        |
| Mallusetasi                     | 1                               | -        | -        |
| <b>Kabupaten Barru</b>          | <b>5</b>                        | <b>3</b> | <b>1</b> |

Lanjutan Tabel/*Continued Table* 4.2.1

| Kecamatan<br><i>Subdistrict</i> | Puskesmas<br><i>Public Health Center</i> |           |           |
|---------------------------------|--|-----------|-----------|
|                                 | (2014)                                   | (2018)    | (2019)    |
| (1)                             | (11)                                     | (12)      | (13)      |
| Tanete Riaja                    | 2  | 2         | 2         |
| Pujananting                     | 2  | 2         | 2         |
| Tanete Rilau                    | 2  | 2         | 2         |
| Barru                           | 2  | 2         | 2         |
| Soppeng Riaja                   | 1  | 1         | 1         |
| Balusu                          | 1  | 1         | 1         |
| Mallusetasi                     | 2  | 2         | 2         |
|                                 |  |           |           |
|                                 |  |           |           |
|                                 |  |           |           |
|                                 |  |           |           |
|                                 |  |           |           |
|                                 |  |           |           |
|                                 |  |           |           |
|                                 |  |           |           |
| <b>Kabupaten Barru</b>          | <b>12</b>                                | <b>12</b> | <b>12</b> |

Lanjutan Tabel/*Continued Table* 4.2.1

| Kecamatan<br><i>Subdistrict</i> | Puskesmas Pembantu<br><i>Subsidiary of Public Health Center</i> |           |           |
|---------------------------------|---|-----------|-----------|
|                                 | (2014)  | (2018)    | (2019)    |
| (1)                             | (14)  | (15)      | (16)      |
| Tanete Riaja                    | 4   | 4         | 4         |
| Pujananting                     | 4   | 3         | 4         |
| Tanete Rilau                    | 6   | 6         | 6         |
| Barru                           | 7   | 7         | 7         |
| Soppeng Riaja                   | 3   | 2         | 3         |
| Balusu                          | 3   | 5         | 3         |
| Mallusetasi                     | 5   | 4         | 5         |
|                                 |   |           |           |
|                                 |   |           |           |
|                                 |   |           |           |
|                                 |   |           |           |
|                                 |   |           |           |
|                                 |   |           |           |
|                                 |   |           |           |
|                                 |   |           |           |
|                                 |   |           |           |
| <b>Kabupaten Barru</b>          | <b>32</b>   | <b>31</b> | <b>32</b> |



Lanjutan Tabel/*Continued Table* 4.2.1

| Kecamatan<br><i>Subdistrict</i> | Apotek<br><i>Pharmacy</i> |           |          |
|---------------------------------|---------------------------|-----------|----------|
|                                 | (2014)                    | (2018)    | (2019)   |
| (1)                             | (17)                      | (18)      | (19)     |
| Tanete Riaja                    | -                         | -         | -        |
| Pujananting                     | -                         | -         | -        |
| Tanete Rilau                    | 1                         | 1         | 2        |
| Barru                           | 4                         | 3         | 4        |
| Soppeng Riaja                   | 1                         | 4         | 2        |
| Balusu                          | 1                         | 1         | 1        |
| Mallusetasi                     | -                         | 1         | -        |
|                                 |                           |           |          |
|                                 |                           |           |          |
|                                 |                           |           |          |
|                                 |                           |           |          |
|                                 |                           |           |          |
|                                 |                           |           |          |
|                                 |                           |           |          |
|                                 |                           |           |          |
|                                 |                           |           |          |
| <b>Kabupaten Barru</b>          | <b>7</b>                  | <b>10</b> | <b>9</b> |

Catatan/Note: <sup>1</sup> Desa pada tabel ini termasuk Unit Permukiman Transmigrasi (UPT) yang masih dibina oleh kementerian terkait dan nagari di Kabupaten/Kota Sumatera Barat/*Villages in this table include Transmigration Settlement Unit which is still fostered by the relevant ministries and the nagari in the Province of Sumatera Barat*

Sumber/Source: BPS, Pendataan Potensi Desa (Podes)/*BPS-Statistics Indonesia, Village Potential Data Collecting*

**Tabel** 4.2.2 **Jumlah Tenaga Kesehatan Menurut Kecamatan di Kabupaten Barru, (2019)**  
**Table** 4.2.2 **Number of Medical Personnel by Subdistrict in Barru Regency, (2019)**

| Kecamatan<br>Subdistrict | Dokter<br>Doctor | Perawat<br>Nurse | Bidan<br>Midwife | Farmasi<br>Pharma-<br>ceutical | Ahli Gizi<br>Nutritionist |
|--------------------------|------------------|------------------|------------------|--------------------------------|---------------------------|
| (1)                      | (2)              | (3)              | (4)              | (5)                            | (6)                       |
| Tanete Riaja             | 6                | 79               | 56               | 5                              | 6                         |
| Pujananting              | 5                | 39               | 54               | 5                              | 1                         |
| Tanete Rilau             | 5                | 75               | 71               | 11                             | 9                         |
| Barru                    | 6                | 61               | 71               | 10                             | 9                         |
| Soppeng Riaja            | 3                | 17               | 13               | 2                              | 1                         |
| Balusu                   | 3                | 39               | 26               | 5                              | 2                         |
| Mallusetasi              | 8                | 56               | 52               | 5                              | 2                         |
|                          |                  |                  |                  |                                |                           |
|                          |                  |                  |                  |                                |                           |
|                          |                  |                  |                  |                                |                           |
|                          |                  |                  |                  |                                |                           |
|                          |                  |                  |                  |                                |                           |
|                          |                  |                  |                  |                                |                           |
| <b>Kabupaten Barru</b>   | <b>36</b>        | <b>366</b>       | <b>343</b>       | <b>43</b>                      | <b>30</b>                 |

Catatan/Note: ...

Sumber/Source: Dinas Kesehatan Kabupaten Barru/Health Services of Barru Regency

**Tabel** 4.2.3  
**Table**

**Persentase Penduduk yang Mempunyai Keluhan Kesehatan Selama Sebulan Terakhir Menurut Kecamatan di Kabupaten Barru, (2014)–(2019)**  
*Percentage of People Who Had Health Complaint During a Month Prior to The Survey by Subdistrict in Barru Regency, (2014)–(2019)*

| Kecamatan<br>Subdistrict | (2014)       | (2015)       | (2016)       | (2017)       | (2018)       | (2019)       |
|--------------------------|--------------|--------------|--------------|--------------|--------------|--------------|
| (1)                      | (2)          | (3)          | (4)          | (5)          | (6)          | (7)          |
| Tanete Riaja             | ...          | ...          | ...          | ...          | ...          | ...          |
| Pujananting              | ...          | ...          | ...          | ...          | ...          | ...          |
| Tanete Rilau             | ...          | ...          | ...          | ...          | ...          | ...          |
| Barru                    | ...          | ...          | ...          | ...          | ...          | ...          |
| Soppeng Riaja            | ...          | ...          | ...          | ...          | ...          | ...          |
| Balusu                   | ...          | ...          | ...          | ...          | ...          | ...          |
| Mallusetasi              | ...          | ...          | ...          | ...          | ...          | ...          |
|                          |              |              |              |              |              |              |
|                          |              |              |              |              |              |              |
|                          |              |              |              |              |              |              |
|                          |              |              |              |              |              |              |
| <b>Kabupaten Barru</b>   | <b>27,39</b> | <b>28,08</b> | <b>20,35</b> | <b>25,40</b> | <b>22,19</b> | <b>27,11</b> |

Catatan/Note: ...

Sumber/Source: BPS, Survei Sosial Ekonomi Nasional (Susenas)/BPS-Statistics Indonesia, National Socioeconomic Survey

**Tabel**  
**Table** 4.2.4

**Jumlah Rumah Sakit Umum, Rumah Sakit Khusus, Rumah Sakit/Rumah Bersalin, Puskesmas, Klinik/Balai Kesehatan, Posyandu, dan Polindes Menurut Kecamatan di Kabupaten Barru, (2018) dan (2019)**  
**Number of General Hospital, Special Hospital, Maternity Hospital and Public Health Center, Medical Clinic, Integrated Service Post, Village maternity Cottage by Subdistrict in Barru Regency, (2018) and (2019)**

| Kecamatan<br>Subdistrict | Rumah Sakit Umum<br>General Hospital |          | Rumah Sakit Khusus<br>Special Hospital |          |
|--------------------------|--------------------------------------|----------|--|----------|
|                          | (2018)                               | (2019)   | (2018)                                 | (2019)   |
| (1)                      | (2)                                  | (3)      | (4)                                    | (5)      |
| Tanete Riaja             | -                                    | -        | -                                      | -        |
| Pujananting              | -                                    | -        | -                                      | -        |
| Tanete Rilau             | -                                    | -        | -                                      | -        |
| Barru                    | 1                                    | 1        | -                                      | -        |
| Soppeng Riaja            | -                                    | -        | -                                      | -        |
| Balusu                   | -                                    | -        | -                                      | -        |
| Mallusetasi              | -                                    | -        | -                                      | -        |
|                          |                                      |          |  |          |
|                          |                                      |          |  |          |
|                          |                                      |          |  |          |
|                          |                                      |          |  |          |
| <b>Kabupaten Barru</b>   | <b>1</b>                             | <b>1</b> | <b>-</b>                               | <b>-</b> |

Lanjutan Tabel/*Continued Table* 4.2.4

| Kecamatan<br><i>Subdistrict</i> | Rumah Sakit Bersalin/<br>Rumah Bersalin<br><i>Maternity Hospital</i> |        | Puskesmas<br><i>Public Health Center</i> |           |
|---------------------------------|--|--------|--|-----------|
|                                 | (2018)   | (2019) | (2018)                                   | (2019)    |
| (1)                             | (6)  | (7)    | (8)                                      | (9)       |
| Tanete Riaja                    | -  | -      | 2  | 2         |
| Pujananting                     | -  | -      | 2  | 2         |
| Tanete Rilau                    | -  | -      | 2  | 2         |
| Barru                           | -  | -      | 2  | 2         |
| Soppeng Riaja                   | -  | -      | 1  | 1         |
| Balusu                          | -  | -      | 1  | 1         |
| Mallusetasi                     | -  | -      | 2  | 2         |
|                                 |  |        |  |           |
|                                 |  |        |  |           |
|                                 |  |        |  |           |
|                                 |  |        |  |           |
|                                 |  |        |  |           |
| <b>Kabupaten Barru</b>          | -  | -      | <b>12</b>                                | <b>12</b> |

Lanjutan Tabel/Continued Table 4.2.4

| Kecamatan<br>Subdistrict | Klinik/Balai Kesehatan<br>Medical Clinic |          | Posyandu<br>Integrated Service Post |            | Polindes<br>Village Maternity<br>Cottage |           |
|--------------------------|--|----------|-------------------------------------|------------|--|-----------|
|                          | (2018)                                   | (2019)   | (2018)                              | (2019)     | (2018)                                   | (2019)    |
| (1)                      | (10)                                     | (11)     | (12)                                | (13)       | (14)                                     | (15)      |
| Tanete Riaja             | -  | -        | 41                                  | 41         | 1  | 2         |
| Pujananting              | -  | -        | 42                                  | 42         | 2  | 2         |
| Tanete Rilau             | -  | -        | 41                                  | 42         | 6  | 6         |
| Barru                    | 3  | 3        | 45                                  | 46         | -  | 1         |
| Soppeng Riaja            | -  | -        | 30                                  | 30         | 3  | 1         |
| Balusu                   | -  | -        | 224                                 | 24         | 3  | 3         |
| Mallusetasi              | -  | -        | 39                                  | 40         | 2  | -         |
|                          |  |          |                                     |            |  |           |
|                          |  |          |                                     |            |  |           |
|                          |  |          |                                     |            |  |           |
|                          |  |          |                                     |            |  |           |
|                          |  |          |                                     |            |  |           |
|                          |  |          |                                     |            |  |           |
| <b>Kabupaten Barru</b>   | <b>3</b>                                 | <b>3</b> | <b>262</b>                          | <b>265</b> | <b>15</b>                                | <b>15</b> |

Catatan/Note: ...

Sumber/Source: Dinas Kesehatan Kabupaten Barru/Health Services of Barru Regency

**Tabel**  
**Table** 4.2.5

**Jumlah Kasus Penyakit Menurut Kecamatan di Kabupaten Barru, (2019)**  
**Number of Disease Cases by Subdistrict in Barru Regency, (2019)**

| Kecamatan<br>Subdistrict | Tekanan Darah<br>Tinggi<br>High Blood<br>Pressure | Penyakit<br>Kulit Alergi <sup>1</sup><br>Allergic Skin<br>Disease | Infeksi<br>Saluran<br>Pernapasan<br>Respiratory<br>Tract<br>Infections | Gastritis<br>Gastritis | Influenza<br>Influenza |
|--------------------------|---|---|--|------------------------|------------------------|
| (1)                      | (2)   | (3)   | (4)  | (5)                    | (6)                    |
| Tanete Riaja             | 2 769   | 951   | 1 420  | 1 519                  | 405                    |
| Pujananting              | 477   | 308   | 324  | 358                    | 63                     |
| Tanete Rilau             | 2 963   | 347   | 2 210  | 1 531                  | 298                    |
| Barru                    | 4 054   | 514   | 3 291  | 2 351                  | 1 057                  |
| Soppeng Riaja            | 977   | 1 006   | 1 619  | 1 398                  | 1 368                  |
| Balusu                   | 515   | 292   | 1 260  | 154                    | 51                     |
| Mallusetasi              | 1 549   | 923   | 2 261  | 947                    | 906                    |
| <b>Kabupaten Barru</b>   | <b>13 304</b>                                     | <b>4 341</b>  | <b>12 385</b>  | <b>8 258</b>           | <b>4 148</b>           |

Catatan/Note: <sup>1</sup>Penyakit Kulit yang dimaksud adalah Dermatitis/Skin Disease in Question is Dermatitis  
Sumber/Source: Dinas Kesehatan Kabupaten Barru/Health Services of Barru Regency

**Tabel**  
**Table** 4.2.6

**Jumlah Dokter Spesialis, Dokter Umum dan Dokter Gigi Menurut Sarana Pelayanan Kesehatan di Kabupaten Barru, (2019)**  
**Number of Specialist Doctor, Generalist Doctor, and Dentist by Type of Health Facilities in Barru Regency, (2019)**

| Unit Pelayanan<br>Services Unit    | Dokter Spesialis<br>Specialist Doctor | Dokter Umum<br>Generalist Doctor | Dokter Gigi<br>Dentist |
|------------------------------------|---------------------------------------|----------------------------------|------------------------|
| (1)                                | (2)                                   | (3)                              | (4)                    |
| Puskesmas<br>Public Health Centre  | -                                     | 25                               | 11                     |
| Rumah Sakit<br>Hospitals           | 23                                    | 12                               | 3                      |
| Dinas Kesehatan<br>Health Services | -                                     | -                                | -                      |
| Sarana Kesehatan Lainnya<br>Others | -                                     | -                                | -                      |
| <b>Kabupaten Barru</b>             | <b>23</b>                             | <b>37</b>                        | <b>14</b>              |

Catatan/Note: ...

Sumber/Source: Dinas Kesehatan Kabupaten Barru/Health Services of Barru Regency



**Tabel**  
**Table** 4.2.7

**Jumlah Balita Yang Pernah Mendapat Imunisasi Menurut Kecamatan dan Jenis Imunisasi di Kabupaten Barru, (2019)**

*Number of Children Under Five Years Old Who Had Immunization by Subdistrict and Type of Immunization in Barru Regency, (2019)*

| Kecamatan<br>Subdistrict | Jenis Imunisasi<br>Type of Immunization |              |              |              |              |              |              | Campak       |
|--------------------------|---|--------------|--------------|--------------|--------------|--------------|--------------|--------------|
|                          | BCG                                     | DPT          |              |              | Polio        |              |              |              |
|                          |   | 1            | 2            | 3            | 1            | 2            | 3            |              |
| (1)                      | (2)                                     | (3)          | (4)          | (5)          | (6)          | (7)          | (8)          | (9)          |
| Tanete Riaja             | 427                                     | 418          | 407          | 415          | 439          | 424          | 415          | 399          |
| Pujananting              | 223                                     | 216          | 212          | 106          | 223          | 216          | 212          | 220          |
| Tanete Rilau             | 667                                     | 649          | 623          | 607          | 625          | 649          | 627          | 590          |
| Barru                    | 774                                     | 792          | 819          | 821          | 792          | 795          | 796          | 715          |
| Soppeng Riaja            | 308                                     | 287          | 291          | 266          | 287          | 278          | 291          | 279          |
| Balusu                   | 333                                     | 321          | 318          | 322          | 321          | 325          | 323          | 318          |
| Mallusetasi              | 494                                     | 479          | 452          | 447          | 513          | 467          | 442          | 515          |
| <b>Kabupaten Barru</b>   | <b>3 226</b>                            | <b>3 162</b> | <b>3 122</b> | <b>2 984</b> | <b>3 200</b> | <b>3 154</b> | <b>3 106</b> | <b>3 036</b> |

Catatan/Note: ...

Sumber/Source: Dinas Kesehatan Kabupaten Barru/Health Services of Barru Regency

**Tabel 4.2.8** Jumlah Kasus 10 Penyakit Terbanyak di Kabupaten Barru, 2015 - 2019  
**Table** Number Cases of The 10 Most Disease in Barru Regency, 2015-2019

| Jenis Penyakit<br>Type of Disease | 2015  | 2016  | 2017   | 2018   | 2019   |
|-----------------------------------|-------|-------|--------|--------|--------|
| (1)                               | (2)   | (3)   | (4)    | (5)    | (6)    |
| ISPA                              | 8 162 | 9 511 | 10 290 | 10 928 | 12 385 |
| Tekanan Darah Tinggi              | 8 138 | 8 710 | 9 672  | 9 211  | 13 304 |
| Penyakit Kulit Alergi             | 5 540 | 5 781 | 7 898  | 7 649  | 4 341  |
| Gastritis                         | 6 455 | 6 807 | 5 077  | 4 803  | 6 793  |
| Batuk                             | 4 774 | 3 080 | 4 021  | 3 854  | ...    |
| Penyakit Kulit Infeksi            | ...   | ...   | 3 952  | 3 251  | ...    |
| Influenza                         | ...   | ...   | 2 645  | 2 899  | 4 148  |
| Diare                             | 2 752 | 2 615 | 2 470  | 2 578  | 2 949  |
| Sakit Kepala                      | ...   | 1 174 | 2 070  | 2 573  | 2 163  |
| Rheumatik                         | 2 699 | 2 480 | 1 991  | 1 942  | 1 947  |
|                                   |       |       |        |        |        |
|                                   |       |       |        |        |        |
|                                   |       |       |        |        |        |
|                                   |       |       |        |        |        |
|                                   |       |       |        |        |        |
|                                   |       |       |        |        |        |
|                                   |       |       |        |        |        |
|                                   |       |       |        |        |        |

Catatan/Note: ...

Sumber/Source: Dinas Kesehatan Kabupaten Barru/Health Services of Barru Regency

**Tabel**  
**Table** 4.2.9

**Jumlah Bayi Lahir, Bayi Berat Badan Lahir Rendah (BBLR),  
BBLR Dirujuk dan Bergizi Buruk di Kabupaten Barru,  
(2014)-(2019)**  
**Number of Birth, Babies With Low Birth Weight (LBW),  
traeted LBW and Mal Nutrition Cases in Barru Regency ,  
(2014)-(2019)**

| Tahun<br>Year | Bayi Lahir<br>Infant Birth | Berat Badan Lahir Rendah<br>(BBLR)<br>Low Birth Weight (LBW) |                    | Gizi Buruk<br>Mal Nutrition |
|---------------|----------------------------|--|--------------------|-----------------------------|
|               |                            | Jumlah<br>Total  | Dirujuk<br>Treated |                             |
|               |                            | (3)  | (4)                |                             |
| (1)           | (2)                        | (3)  | (4)                | (5)                         |
| 2014          | 3 127                      | 26   | -                  | 8                           |
| 2015          | 3 075                      | 119  | -                  | 8                           |
| 2016          | 2 988                      | 36   | -                  | 7                           |
| 2017          | 3 047                      | 46   | -                  | 9                           |
| 2018          | 3 035                      | 132  | -                  | 3                           |
| 2019          | 3 140                      | 225  | -                  | 4                           |
|               |                            |  |                    |                             |
|               |                            |  |                    |                             |
|               |                            |  |                    |                             |
|               |                            |  |                    |                             |

Catatan/Note: ...

Sumber/Source: Dinas Kesehatan Kabupaten Barru/Health Services of Barru Regency

**Tabel**  
**Table** 4.2.10

**Jumlah Ibu Hamil Melakukan Kunjungan K1, Melakukan Kunjungan K4, Kurang energi Kronis (KEK) dan Mendapat Tablet Zat Besi Di Kabupaten Barru (2014)-(2019)**  
***Number of Pregnant Women, Those With One Visit and Four Visit of Antenatal Care, Chronic Energy Deficiency (CED) and Receiving Iron Supplement in Barru Regency (2014)-(2019)***

| <i>Tahun Year</i> | <i>Jumlah Ibu Hamil Pregnant Women</i> | <i>Melakukan Kunjungan K1 One Visit</i> | <i>Melakukan Kunjungan K4 Four Visit</i> | <i>Kurang Energi Kronis (KEK) Chronic Energy Deficiency (CED)</i> | <i>Mendapat Zat Besi Receiving Iron Supplement</i> |
|-------------------|--|---|--|---|--|
| (1)               | (2)                                    | (3)                                     | (4)                                      | (5)   | (6)  |
| 2014              | 3 560                                  | 3 560                                   | 3 356                                    | 136   | 3 386  |
| 2015              | 3 570                                  | 3 588                                   | 3 297                                    | 203   | 3 305  |
| 2016              | 3 439                                  | 3 450                                   | 3 183                                    | 732   | 3 163  |
| 2017              | 3 396                                  | 3 441                                   | 3 104                                    | 570   | 3 441  |
| 2018              | 3 440                                  | 3 450                                   | 3 114                                    | 634   | 3 192  |
| 2019              | 3 420                                  | 3 506                                   | 3 145                                    | 718   | 3 518  |
|                   |  |   |  |   |  |
|                   |  |   |  |   |  |
|                   |  |   |  |   |  |
|                   |  |   |  |   |  |
|                   |  |   |  |   |  |
|                   |  |   |  |   |  |
|                   |  |   |  |   |  |
|                   |  |   |  |   |  |
|                   |  |   |  |   |  |
|                   |  |   |  |   |  |
|                   |  |   |  |   |  |
|                   |  |   |  |   |  |
|                   |  |   |  |   |  |

Catatan/Note: ...

Sumber/Source: Dinas Kesehatan Kabupaten Barru/Health Services of Barru Regency

**Tabel**  
**Table** 4.2.11**Jumlah Kasus HIV/AIDS, IMS, DBD, Diare, TBC dan Malaria Menurut Kecamatan di Kabupaten Barru 2019**  
**Number of Cases of HIV/AIDS, Sexually Transmitted Infection, Dengue Fever, Diarrhea and Tuberculosis by Subdistrict in Barru Regency 2019**

| Kecamatan<br>Subdistrict   | HIV/<br>AIDS | IMS<br>Sexually<br>Transmitted<br>Infection | DBD<br>Dengue<br>Fever | Diare<br>Diarrhea | TBC<br>Tuber-<br>culosis | Malaria<br>Malaria |           |
|----------------------------|--------------|---|------------------------|-------------------|--------------------------|--------------------|-----------|
|                            |              |   |                        |                   |                          | Klinis/<br>Suspect | Positif   |
| (1)                        | (2)          | (3)   | (4)                    | (5)               | (6)                      | (7)                | (8)       |
| Tanete Riaja               | -            | -   | 2                      | 185               | 41                       | 4                  | 4         |
| Pujananting                | -            | -   | 2                      | 162               | 9                        | -                  | -         |
| Tanete Rilau               | 1            | -   | 9                      | 616               | 63                       | -                  | -         |
| Barru                      | 2            | -   | 5                      | 425               | 36                       | 7                  | 7         |
| Soppeng Riaja              | -            | -   | 16                     | 357               | 27                       | -                  | 3         |
| Balusu                     | -            | -   | -                      | 279               | 22                       | -                  | -         |
| Mallusetasi                | -            | 1   | 2                      | 666               | 36                       | 3                  | 3         |
| <b>Kabupaten<br/>Barru</b> | <b>3</b>     | <b>1</b>                                    | <b>36</b>              | <b>2 690</b>      | <b>234</b>               | <b>14</b>          | <b>17</b> |

Catatan/Note: ...

Sumber/Source: Dinas Kesehatan Kabupaten Barru/Health Services of Barru Regency

**Tabel** 4.2.12 **Jumlah Klinik Keluarga Berencana (KB) dan Pos Pelayanan Keluarga Berencana Desa (PPKBD) Menurut Kecamatan di Kabupaten Barru 2019**  
**Number of Family Planning Clinic and Village Family Planning Service Units by Subdistrict in Barru Regency 2019**

| Kecamatan<br>Subdistrict | Klinik KB<br>Family Planning Clinic | PPKBD<br>Village Family Planning<br>Service Units |
|--------------------------|-------------------------------------|---|
| (1)                      | (2)                                 | (3)   |
| Tanete Riaja             | 2                                   | 7   |
| Pujananting              | 2                                   | 7   |
| Tanete Rilau             | 4                                   | 10  |
| Barru                    | 4                                   | 10  |
| Soppeng Riaja            | 1                                   | 7   |
| Balusu                   | 1                                   | 6   |
| Mallusetasi              | 2                                   | 8   |
|                          |                                     |   |
|                          |                                     |   |
|                          |                                     |   |
| <b>Kabupaten Barru</b>   | <b>16</b>                           | <b>55</b>   |

Catatan/Note: ...

Sumber/Source: Dinas Pemberdayaan Masyarakat dan Desa, Pengendalian Penduduk dan Keluarga Berencana, Pemberdayaan Perempuan dan Perlindungan Anak Kabupaten Barru  
*Community and Village Empowerment , Population Control and Family Planning, Womens Empowerment and Child Protection Services of Barru Regency*

**Tabel**  
**Table** 4.2.13

**Jumlah Peserta KB Aktif Menurut Kecamatan di  
Kabupaten Barru 2019**  
*Number Of Family Planning Participants by Subdistrict in  
Barru Regency 2019*

| Kecamatan<br>Subdistrict   | Peserta KB Aktif<br>Family Planning Participants |               |            |              |               |              | Jumlah<br>Total |
|----------------------------|--|---------------|------------|--------------|---------------|--------------|-----------------|
|                            | IUD  | MOW/<br>MOP   | Kondom     | Implant      | Suntik        | Pil          |                 |
| (1)                        | (2)  | (3)           | (4)        | (5)          | (6)           | (7)          | (8)             |
| Tanete Riaja               | 146  | 52/-          | 31         | 199          | 1 645         | 899          | 2 972           |
| Pujananting                | 44   | 12/-          | 125        | 214          | 381           | 634          | 1 410           |
| Tanete Rilau               | 114  | 100/2         | 46         | 125          | 2 586         | 973          | 3 946           |
| Barru                      | 138  | 128/-         | 61         | 269          | 2 366         | 1 519        | 4 480           |
| Soppeng Riaja              | 106  | 42/-          | 32         | 367          | 1 069         | 234          | 1 850           |
| Balusu                     | 100  | 89/12         | 71         | 146          | 898           | 835          | 2 151           |
| Mallusetasi                | 86   | 24/1          | 96         | 213          | 1 577         | 1 053        | 3 050           |
| <b>Kabupaten<br/>Barru</b> | <b>734</b>                                       | <b>447/15</b> | <b>462</b> | <b>1 533</b> | <b>10 522</b> | <b>6 147</b> | <b>19 859</b>   |

Catatan/Note: ...

Sumber/Source: Dinas Pemberdayaan Masyarakat dan Desa, Pengendalian Penduduk dan Keluarga Berencana, Pemberdayaan Perempuan dan Perlindungan Anak Kabupaten Barru  
*Community and Village Empowerment, Population Control and Family Planning, Womens Empowerment and Child Protection Services of Barru Regency*

### 4.3 AGAMA DAN SOSIAL LAINNYA RELIGION AND OTHER SOCIAL AFFAIRS

**Tabel** 4.3.1 **Jumlah Penduduk Menurut Kecamatan dan Agama yang Dianut di Kabupaten Barru, (2019)**  
**Table** 4.3.1 **Population by Subdistrict and Religion in Barru Regency, (2019)**

| Kecamatan<br>Subdistrict | Islam          | Protestan<br>Protestant | Katolik<br>Catholic | Hindu    | Budha<br>Buddha | Lainnya<br>Others |
|--------------------------|----------------|-------------------------|---------------------|----------|-----------------|-------------------|
| (1)                      | (2)            | (3)                     | (4)                 | (5)      | (6)             | (7)               |
| Tanete Riaja             | 22 902         | 24                      | -                   | -        | -               | -                 |
| Pujananting              | 13 157         | -                       | -                   | -        | -               | -                 |
| Tanete Rilau             | 33 922         | 58                      | -                   | -        | -               | -                 |
| Barru                    | 41 468         | 240                     | 57                  | -        | 13              | 15                |
| Soppeng Riaja            | 17 938         | 2                       | -                   | -        | -               | -                 |
| Balusu                   | 18 876         | 17                      | -                   | -        | -               | -                 |
| Mallusetasi              | 25 625         | 3                       | 6                   | -        | -               | -                 |
| <b>Kabupaten Barru</b>   | <b>173 888</b> | <b>344</b>              | <b>63</b>           | <b>-</b> | <b>13</b>       | <b>15</b>         |

Catatan/Note: ...

Sumber/Source: Kantor kementerian Agama Kabupaten Barru/Ministry of Religious Affairs of Barru Regency



**Tabel** 4.3.2  
**Table**

**Jumlah Tempat Peribadatan Menurut Kecamatan di Kabupaten Barru, (2019)**  
**Number of Places of Worship by Subdistrict and Religion in Barru Regency, (2019)**

| Kecamatan<br>Subdistrict | Masjid<br>Mosque | Mushola<br>Pray<br>Room | Gereja<br>Protestan<br>Protestant<br>Church | Gereja<br>Katholik<br>Catholic<br>Church | Pura<br>Temple | Vihara   |
|--------------------------|------------------|-------------------------|---|--|----------------|----------|
| (1)                      | (2)              | (3)                     | (4)   | (5)                                      | (6)            | (7)      |
| Tanete Riaja             | 47               | 7                       | -   | -  | -              | -        |
| Pujananting              | 37               | 7                       | -   | -  | -              | -        |
| Tanete Rilau             | 51               | 13                      | -   | -  | -              | -        |
| Barru                    | 51               | 35                      | 3   | -  | -              | -        |
| Soppeng Riaja            | 27               | 17                      | -   | -  | -              | -        |
| Balusu                   | 27               | 18                      | -   | -  | -              | -        |
| Mallusetasi              | 40               | 10                      | -   | -  | -              | -        |
| <b>Kabupaten Barru</b>   | <b>280</b>       | <b>107</b>              | <b>3</b>                                    | <b>-</b>                                 | <b>-</b>       | <b>-</b> |

Catatan/Note: ...

Sumber/Source: Kantor kementerian Agama Kabupaten Barru/Ministry of Religious Affairs of Barru Regency

**Tabel**  
**Table 4.3.3**

**Jumlah Desa<sup>1</sup>/Kelurahan yang Mengalami Bencana Alam<sup>2</sup> Menurut Kecamatan di Kabupaten Barru, (2014)– (2019)**  
**Number of Villages<sup>1</sup> that Had Natural Disaster<sup>2</sup> by Subdistrict in Barru Regency, (2014)– (2019)**

| Kecamatan<br>Subdistrict | Banjir/Flood |           |           |
|--------------------------|--------------|-----------|-----------|
|                          | (2014)       | (2018)    | (2019)    |
| (1)                      | (2)          | (3)       | (4)       |
| Tanete Riaja             | 6            | 7         | 4         |
| Pujananting              | 2            | 4         | 5         |
| Tanete Rilau             | 7            | 3         | 3         |
| Barru                    | 6            | -         | 1         |
| Soppeng Riaja            | 3            | 2         | 1         |
| Balusu                   | 3            | -         | 4         |
| Mallusetasi              | 7            | 4         | 5         |
|                          |              |           |           |
|                          |              |           |           |
|                          |              |           |           |
|                          |              |           |           |
|                          |              |           |           |
|                          |              |           |           |
|                          |              |           |           |
|                          |              |           |           |
|                          |              |           |           |
| <b>Kabupaten Barru</b>   | <b>34</b>    | <b>20</b> | <b>23</b> |

Lanjutan Tabel/*Continued Table* 4.3.3

| Kecamatan<br><i>Subdistrict</i> | Gempa Bumi/ <i>Earthquake</i> |        |        |
|---------------------------------|-------------------------------|--------|--------|
|                                 | (2014)                        | (2018) | (2019) |
| (1)                             | (5)                           | (6)    | (7)    |
| Tanete Riaja                    | -                             | -      | -      |
| Pujananting                     | -                             | -      | -      |
| Tanete Rilau                    | -                             | -      | -      |
| Barru                           | -                             | -      | -      |
| Soppeng Riaja                   | -                             | -      | -      |
| Balusu                          | -                             | -      | -      |
| Mallusetasi                     | -                             | -      | -      |
|                                 |                               |        |        |
|                                 |                               |        |        |
|                                 |                               |        |        |
|                                 |                               |        |        |
|                                 |                               |        |        |
|                                 |                               |        |        |
|                                 |                               |        |        |
|                                 |                               |        |        |
|                                 |                               |        |        |
|                                 |                               |        |        |
| <b>Kabupaten Barru</b>          | -                             | -      | -      |

Lanjutan Tabel/*Continued Table* 4.3.3

| Kecamatan<br>Subdistrict | Tanah Longsor/Landslide |           |          |
|--------------------------|-------------------------|-----------|----------|
|                          | (2014)                  | (2018)    | (2019)   |
| (1)                      | (8)                     | (9)       | (10)     |
| Tanete Riaja             | 2                       | 3         | 4        |
| Pujananting              | 5                       | 3         | 4        |
| Tanete Rilau             | 1                       | 2         | -        |
| Barru                    | -                       | 1         | -        |
| Soppeng Riaja            | -                       | 1         | -        |
| Balusu                   | 1                       | -         | 1        |
| Mallusetasi              | -                       | 1         | -        |
|                          |                         |           |          |
|                          |                         |           |          |
|                          |                         |           |          |
|                          |                         |           |          |
|                          |                         |           |          |
|                          |                         |           |          |
|                          |                         |           |          |
|                          |                         |           |          |
|                          |                         |           |          |
| <b>Kabupaten Barru</b>   | <b>9</b>                | <b>11</b> | <b>9</b> |

Catatan/*Note:* <sup>1</sup> Desa pada tabel ini termasuk Unit Permukiman Transmigrasi (UPT) yang masih dibina oleh kementerian terkait dan nagari di Kabupaten/Kota Sumatera Barat/*Villages in this table are included in Transmigration Settlement Unit which is still fostered by the relevant ministries and the nagari in the Province of Sumatera Barat*

<sup>2</sup> Terjadi dalam tiga tahun terakhir sampai dengan saat pencacahan/*Occured during the last three years by the time of enumeration*

Sumber/*Source:* BPS, Pendataan Potensi Desa (Podes)/*BPS-Statistics Indonesia, Village Potential Data Collecting*

**Tabel**  
**Table** 4.3.4

**Jumlah Jemaah Haji Yang Diberangkatkan Ke Tanah Suci Menurut Kecamatan dan Jenis Kelamin di Kabupaten Barru (2019)**  
**Number of Pilgrims Sent To The Holy Land by Subdistrict and Sex in Barru Regency, (2019)**

| Kecamatan<br>Subdistrict | Jenis Kelamin<br>Sex |                     | Jumlah<br>Total |
|--------------------------|----------------------|---------------------|-----------------|
|                          | Laki-laki<br>Male    | Perempuan<br>Female |                 |
| (1)                      | (2)                  | (3)                 | (4)             |
| Tanete Riaja             | 16                   | 29                  | 45              |
| Pujananting              | 1                    | 5                   | 6               |
| Tanete Rilau             | 12                   | 18                  | 30              |
| Barru                    | 15                   | 33                  | 48              |
| Soppeng Riaja            | 3                    | 12                  | 15              |
| Balusu                   | 5                    | 18                  | 23              |
| Mallusetasi              | 3                    | 19                  | 22              |
|                          |                      |                     |                 |
|                          |                      |                     |                 |
|                          |                      |                     |                 |
|                          |                      |                     |                 |
|                          |                      |                     |                 |
|                          |                      |                     |                 |
|                          |                      |                     |                 |
|                          |                      |                     |                 |
|                          |                      |                     |                 |
| <b>Kabupaten Barru</b>   | <b>55</b>            | <b>134</b>          | <b>189</b>      |

Catatan/Note: ...

Sumber/Source: Kantor Kementerian Agama Kabupaten Barru  
Ministry of Religious Affairs of Barru Regency

**Tabel** 4.3.5 **Jumlah Surat Nikah, Putusan Talak, Cerai dan rujuk Menurut Kecamatan di Kabupaten Barru (2019)**  
**Number of Marriage Certificate, Divorce Decision, Divorce and Referral by Subdistrict in Barru Regency, (2019)**

| Kecamatan<br>Subdistrict | Surat Nikah<br>Marriage<br>Certificate | Talak<br>Divorce Decision | Cerai<br>Divorce | Rujuk<br>Referral |
|--------------------------|--|---------------------------|------------------|-------------------|
| (1)                      | (2)                                    | (3)                       | (4)              | (5)               |
| Tanete Riaja             | 258                                    | ...                       | ...              | ...               |
| Pujananting              | 123                                    | ...                       | ...              | ...               |
| Tanete Rilau             | 373                                    | ...                       | ...              | ...               |
| Barru                    | 389                                    | ...                       | ...              | ...               |
| Soppeng Riaja            | 145                                    | ...                       | ...              | ...               |
| Balusu                   | 200                                    | ...                       | ...              | ...               |
| Mallusetasi              | 257                                    | ...                       | ...              | ...               |
|                          |  |                           |                  |                   |
|                          |  |                           |                  |                   |
|                          |  |                           |                  |                   |
|                          |  |                           |                  |                   |
|                          |  |                           |                  |                   |
|                          |  |                           |                  |                   |
|                          |  |                           |                  |                   |
|                          |  |                           |                  |                   |
|                          |  |                           |                  |                   |
|                          |  |                           |                  |                   |
|                          |  |                           |                  |                   |
|                          |  |                           |                  |                   |
|                          |  |                           |                  |                   |
|                          |  |                           |                  |                   |
|                          |  |                           |                  |                   |
| <b>Kabupaten Barru</b>   | <b>1 745</b>                           | <b>65</b>                 | <b>311</b>       | <b>...</b>        |

Catatan/Note: ...

Sumber/Source: Kantor Kementerian Agama dan Pengadilan Agama Kabupaten Barru  
 Ministry of Religious Affairs and Religious Court of Barru Regency

**Tabel**  
**Table** 4.3.6**Jumlah Perceraian Menurut Faktor dan Kecamatan di  
Kabupaten Barru (2019)**  
*Number of Divorce by Factors and Subdistrict in Barru  
Regency, (2019)*

| <b>Kecamatan<br/>Subdistrict</b> | <b>Zina<br/>Adultry</b> | <b>Mabuk<br/>Alcohol Abuse</b> | <b>Madat<br/>Drug Abuse</b> | <b>Judi<br/>Gambling</b> | <b>Meninggalkan<br/>Salah Satu Pihak<br/>Spousal<br/>Abandonment</b> |
|----------------------------------|-------------------------|--------------------------------|-----------------------------|--------------------------|--|
| (1)                              | (2)                     | (3)                            | (4)                         | (5)                      | (6)  |
| Tanete Riaja                     | ...                     | ...                            | ...                         | ...                      | ...  |
| Pujananting                      | ...                     | ...                            | ...                         | ...                      | ...  |
| Tanete Rilau                     | ...                     | ...                            | ...                         | ...                      | ...  |
| Barru                            | ...                     | ...                            | ...                         | ...                      | ...  |
| Soppeng Riaja                    | ...                     | ...                            | ...                         | ...                      | ...  |
| Balusu                           | ...                     | ...                            | ...                         | ...                      | ...  |
| Mallusetasi                      | ...                     | ...                            | ...                         | ...                      | ...  |
|                                  |                         |                                |                             |                          |  |
|                                  |                         |                                |                             |                          |  |
|                                  |                         |                                |                             |                          |  |
|                                  |                         |                                |                             |                          |  |
|                                  |                         |                                |                             |                          |  |
|                                  |                         |                                |                             |                          |  |
|                                  |                         |                                |                             |                          |  |
|                                  |                         |                                |                             |                          |  |
|                                  |                         |                                |                             |                          |  |
| <b>Kabupaten Barru</b>           | <b>1</b>                | <b>15</b>                      | <b>-</b>                    | <b>8</b>                 | <b>123</b>   |

Lanjutan Tabel/Continued Table 4.3.6

| Kecamatan<br>Subdistrict | Dihukum<br>Penjara<br>Incarceration | Poligami<br>Polygamy | Kekerasan<br>Dalam rumah<br>Tangga<br>Domestics<br>Violence | Cacat Badan<br>Disability | Perselisihan dan<br>Pertengkar<br>terus menerus<br>Constant Arguing |
|--------------------------|-------------------------------------|----------------------|---|---------------------------|---|
| (1)                      | (7)                                 | (8)                  | (9)   | (10)                      | (11)  |
| Tanete Riaja             | ...                                 | ...                  | ...   | ...                       | ...   |
| Pujananting              | ...                                 | ...                  | ...   | ...                       | ...   |
| Tanete Rilau             | ...                                 | ...                  | ...   | ...                       | ...   |
| Barru                    | ...                                 | ...                  | ...   | ...                       | ...   |
| Soppeng Riaja            | ...                                 | ...                  | ...   | ...                       | ...   |
| Balusu                   | ...                                 | ...                  | ...   | ...                       | ...   |
| Mallusetasi              | ...                                 | ...                  | ...   | ...                       | ...   |
|                          |                                     |                      |   |                           |   |
|                          |                                     |                      |   |                           |   |
|                          |                                     |                      |   |                           |   |
|                          |                                     |                      |   |                           |   |
|                          |                                     |                      |   |                           |   |
|                          |                                     |                      |   |                           |   |
|                          |                                     |                      |   |                           |   |
|                          |                                     |                      |   |                           |   |
|                          |                                     |                      |   |                           |   |
|                          |                                     |                      |   |                           |   |
| <b>Kabupaten Barru</b>   | <b>-</b>                            | <b>4</b>             | <b>29</b>   | <b>-</b>                  | <b>138</b>  |



Lanjutan Tabel/Continued Table 4.3.6

| Kecamatan<br>Subdistrict | Kawin Paksa<br>Forced<br>Marriage | Murtad<br>Apastate | Ekonomi<br>Financial<br>Problems | Lain-Lain<br>Others | Jumlah<br>Total |
|--------------------------|-----------------------------------|--------------------|----------------------------------|---------------------|-----------------|
| (1)                      | (12)                              | (13)               | (14)                             | (15)                | (16)            |
| Tanete Riaja             | ...                               | ...                | ...                              | ...                 | ...             |
| Pujananting              | ...                               | ...                | ...                              | ...                 | ...             |
| Tanete Rilau             | ...                               | ...                | ...                              | ...                 | ...             |
| Barru                    | ...                               | ...                | ...                              | ...                 | ...             |
| Sopping Riaja            | ...                               | ...                | ...                              | ...                 | ...             |
| Balusu                   | ...                               | ...                | ...                              | ...                 | ...             |
| Mallusetasi              | ...                               | ...                | ...                              | ...                 | ...             |
|                          |                                   |                    |                                  |                     |                 |
|                          |                                   |                    |                                  |                     |                 |
|                          |                                   |                    |                                  |                     |                 |
|                          |                                   |                    |                                  |                     |                 |
|                          |                                   |                    |                                  |                     |                 |
|                          |                                   |                    |                                  |                     |                 |
|                          |                                   |                    |                                  |                     |                 |
|                          |                                   |                    |                                  |                     |                 |
|                          |                                   |                    |                                  |                     |                 |
| <b>Kabupaten Barru</b>   | <b>2</b>                          | <b>1</b>           | <b>55</b>                        | <b>-</b>            | <b>376</b>      |

Catatan/Note: ...

Sumber/Source: Pengadilan Agama Kabupaten Barru  
Religious Court of Barru Regency

**Tabel**  
**Table** 4.3.7

**Jumlah Tindak Pidana, Resiko Penduduk Terjadi Tindakan Pidana per 100.000 Penduduk, Persentase Penyelesaian Tindak Pidana dan Selang Waktu Terjadinya Tindak Pidana Kecamatan di Kabupaten Barru (2019)**  
**Number of Crime, Crime Rate per 100.000 People, Percentage of Crime Clearance and Time Interval of Crime Occurance by Subdistrict in Barru Regency, (2019)**

| Kecamatan<br>Subdistrict | Jumlah<br>Tindak<br>Pidana<br>Number of<br>Crime | Resiko<br>Penduduk<br>Terjadi<br>Tindakan<br>Pidana per<br>100.000<br>Penduduk<br>Populatin<br>Risk Criminal<br>Actions per<br>100.000<br>Population | Jumlah<br>Penyelesaian<br>Tindak<br>Pidada<br>Number of<br>Criminal Acts<br>Completed | Persentase<br>Penyelesaian<br>Tindak Pidana<br>Percentage<br>of Criminal<br>Settlement | Selang Waktu<br>Terjadinya<br>Tindak Pidana<br>(Jam)<br>Interval og<br>Criminal Action<br>(hours) |
|--------------------------|--|--|---|--|---|
| (1)                      | (2)  | (3)  | (4)   | (5)  | (6)   |
| Tanete Riaja             | 120  | 523  | 110   | 92   | 73  |
| Pujananting              | 75   | 570  | 74  | 99   | 117   |
| Tanete Rilau             | 125  | 368  | 123   | 98   | 70  |
| Barru                    | 1 273  | 3 046  | 1 270   | 100  | 7   |
| Soppeng Riaja            | 150  | 836  | 148   | 99   | 58  |
| Balusu                   | 550  | 2 911  | 550   | 100  | 16  |
| Mallusetasi              | 564  | 2 200  | 563   | 100  | 16  |
| <b>Kabupaten Barru</b>   | <b>2 857</b>                                     | <b>1 639</b>   | <b>2 838</b>  | <b>99</b>  | <b>3</b>  |

Catatan/Note: ...

Sumber/Source: Pengadilan Negeri Kabupaten Barru  
District Court of Barru regency

**Tabel**  
**Table 4.3.8****Kejadian Bencana dan Total Kerugian Menurut Kecamatan di Kabupaten Barru (2019)**  
**Number of Disasters and Total Losses by Subdistrict in Barru Regency, (2019)**

| Kecamatan<br>Subdistrict | Kejadian Bencana Alam<br>Disasters |                          |                   |                                       |                       | Total<br>Kerugian<br>Total Losses<br>(Juta/<br>Million<br>Rupiah) |
|--------------------------|------------------------------------|--------------------------|-------------------|---------------------------------------|-----------------------|---|
|                          | Banjir<br>Flood                    | Longsor<br>Land<br>Slide | Kebakaran<br>Fire | Angin<br>Puting<br>Beliung<br>Tornado | Kekeringan<br>Drought |   |
| (1)                      | (2)                                | (3)                      | (4)               | (5)                                   | (6)                   | (7)   |
| Tanete Riaja             | -                                  | -                        | 8                 | 1                                     | -                     | ...   |
| Pujananting              | -                                  | -                        | 3                 | -                                     | -                     | 2   |
| Tanete Rilau             | -                                  | -                        | 2                 | 1                                     | -                     | 140   |
| Barru                    | -                                  | -                        | 6                 | 1                                     | 1                     | 65  |
| Soppeng Riaja            | -                                  | -                        | 4                 | 4                                     | -                     | 45  |
| Balusu                   | -                                  | -                        | 1                 | -                                     | 1                     | ...   |
| Mallusetasi              | -                                  | -                        | 5                 | 4                                     | -                     | 557   |
| <b>Kabupaten Barru</b>   | <b>-</b>                           | <b>-</b>                 | <b>24</b>         | <b>7</b>                              | <b>2</b>              | <b>809</b>  |

Catatan/Note: ...

Sumber/Source: Badan Penanggulangan Bencana Daerah Kabupaten Barru  
Nations Board for Disasters Management of Barru Regency

**Tabel** 4.3.9 **Jumlah Korban yang Diakibatkan Bencana Alam Menurut Kecamatan dan Jenis Bencana di Kabupaten Barru (2019)**  
**Number of Victims Due To Natural Disasters by Subdistrict and Kind of Disasters in Barru Regency, (2019)**

| Kecamatan<br>Subdistrict   | Banjir<br>Flood   |                                  |  | Longsor<br>Land Slide   |                                  |  |
|----------------------------|---|----------------------------------|--|---|----------------------------------|--|
|                            | Meninggal<br>dan<br>Hilang<br><i>Fatality and<br/>Missing</i> | Luka-<br>Luka<br><i>Casualty</i> | Terdampak<br>dan<br>Mengungsi<br><i>Affected and<br/>Evacuated</i> | Meninggal<br>dan<br>Hilang<br><i>Fatality and<br/>Missing</i> | Luka-<br>Luka<br><i>Casualty</i> | Terdampak<br>dan<br>Mengungsi<br><i>Affected and<br/>Evacuated</i> |
| (1)                        | (2)   | (3)                              | (4)  | (5)   | (6)                              | (7)  |
| Tanete Riaja               | -   | -                                | -  | -   | -                                | -  |
| Pujananting                | -   | -                                | -  | -   | -                                | -  |
| Tanete Rilau               | -   | -                                | -  | -   | -                                | -  |
| Barru                      | -   | -                                | -  | -   | -                                | -  |
| Soppeng Riaja              | -   | -                                | -  | -   | -                                | -  |
| Balusu                     | -   | -                                | 766  | -   | -                                | -  |
| Mallusetasi                | -   | -                                | -  | -   | -                                | -  |
|                            |   |                                  |  |   |                                  |  |
|                            |   |                                  |  |   |                                  |  |
|                            |   |                                  |  |   |                                  |  |
|                            |   |                                  |  |   |                                  |  |
| <b>Kabupaten<br/>Barru</b> | -   | -                                | <b>766</b>   | -   | -                                | -  |

Lanjutan Tabel/Continued Table 4.3.9

| Kecamatan<br><i>Subdistrict</i> | Kebakaran<br><i>Fire</i>                                      |                                  |  | Angin Puting Beliung<br><i>Tornado</i>                        |                                  |  |
|---------------------------------|---|----------------------------------|--|---|----------------------------------|--|
|                                 | Meninggal<br>dan<br>Hilang<br><i>Fatality and<br/>Missing</i> | Luka-<br>Luka<br><i>Casualty</i> | Terdampak<br>dan<br>Mengungsi<br><i>Affected and<br/>Evacuated</i> | Meninggal<br>dan<br>Hilang<br><i>Fatality and<br/>Missing</i> | Luka-<br>Luka<br><i>Casualty</i> | Terdampak<br>dan<br>Mengungsi<br><i>Affected and<br/>Evacuated</i> |
| (1)                             | (8)   | (9)                              | (10)   | (11)  | (12)                             | (13)   |
| Tanete Riaja                    | -   | -                                | 20   | -   | -                                | 4  |
| Pujananting                     | -   | -                                | 14   | -   | -                                | -  |
| Tanete Rilau                    | -   | -                                | 15   | -   | -                                | 5  |
| Barru                           | 1   | -                                | 9  | -   | -                                | 5  |
| Soppeng Riaja                   | 1   | -                                | 24   | -   | -                                | 59   |
| Balusu                          | -   | -                                | 4  | -   | -                                | -  |
| Mallusetasi                     | -   | -                                | 40   | -   | -                                | 210  |
|                                 |   |                                  |  |   |                                  |  |
|                                 |   |                                  |  |   |                                  |  |
|                                 |   |                                  |  |   |                                  |  |
|                                 |   |                                  |  |   |                                  |  |
| <b>Kabupaten<br/>Barru</b>      | <b>2</b>  | <b>-</b>                         | <b>126</b>   | <b>-</b>  | <b>-</b>                         | <b>283</b>   |

Lanjutan Tabel/Continued Table 4.3.9

| Kecamatan<br><i>Subdistrict</i> | Kekeringan<br><i>Drought</i>                                  |                                  |  | Lainnya<br><i>Others</i>                                      |                                  |  |
|---------------------------------|---|----------------------------------|--|---|----------------------------------|--|
|                                 | Meninggal<br>dan<br>Hilang<br><i>Fatality and<br/>Missing</i> | Luka-<br>Luka<br><i>Casualty</i> | Terdampak<br>dan<br>Mengungsi<br><i>Affected and<br/>Evacuated</i> | Meninggal<br>dan<br>Hilang<br><i>Fatality and<br/>Missing</i> | Luka-<br>Luka<br><i>Casualty</i> | Terdampak<br>dan<br>Mengungsi<br><i>Affected and<br/>Evacuated</i> |
| (1)                             | (14)  | (15)                             | (16)   | (17)  | (18)                             | (19)   |
| Tanete Riaja                    | -   | -                                | -  | -   | -                                | -  |
| Pujananting                     | -   | -                                | -  | -   | -                                | -  |
| Tanete Rilau                    | -   | -                                | -  | -   | -                                | -  |
| Barru                           | -   | -                                | -  | -   | -                                | -  |
| Soppeng Riaja                   | -   | -                                | -  | -   | -                                | -  |
| Balusu                          | -   | -                                | -  | -   | -                                | -  |
| Mallusetasi                     | -   | -                                | -  | -   | -                                | -  |
|                                 |   |                                  |  |   |                                  |  |
|                                 |   |                                  |  |   |                                  |  |
|                                 |   |                                  |  |   |                                  |  |
|                                 |   |                                  |  |   |                                  |  |
| <b>Kabupaten<br/>Barru</b>      | -   | -                                | -  | -   | -                                | -  |

Catatan/Note: ...  
 Sumber/Source: Badan Penanggulangan Bencana Daerah Kabupaten Barru  
 Nations Board for Disasters Management of Barru Regency

**Tabel**  
**Table** 4.3.10

**Jumlah Kerusakan Rumah yang Diakibatkan Oleh  
Bencana Alam Menurut Kecamatan di Kabupaten Barru  
(2019)**  
*Number of Damaged Houses Due To Natural Disaster by  
Subdistrict in Barru Regency, (2019)*

| Kecamatan<br>Subdistrict   | Rusak Berat<br>Severely Damaged |           | Rusak Sedang<br>Damaged |           | Rusak Ringan<br>Lightly Damaged |           | Terendam<br>Submerged |      |
|----------------------------|---------------------------------|-----------|-------------------------|-----------|---------------------------------|-----------|-----------------------|------|
|                            | 2018                            | 2019      | 2018                    | 2019      | 2018                            | 2019      | 2018                  | 2019 |
| (1)                        | (2)                             | (3)       | (4)                     | (5)       | (6)                             | (7)       | (8)                   | (9)  |
| Tanete Riaja               | ...                             | 6         | ...                     | 2         | ...                             | 3         | ...                   | ...  |
| Pujananting                | ...                             | 2         | ...                     | -         | ...                             | 1         | ...                   | ...  |
| Tanete Rilau               | ...                             | 3         | ...                     | -         | ...                             | 2         | ...                   | ...  |
| Barru                      | ...                             | 3         | ...                     | -         | ...                             | 3         | ...                   | ...  |
| Soppeng Riaja              | ...                             | 3         | ...                     | 3         | ...                             | 8         | ...                   | ...  |
| Balusu                     | ...                             | 1         | ...                     | -         | ...                             | -         | ...                   | ...  |
| Mallusetasi                | ...                             | 7         | ...                     | 7         | ...                             | 67        | ...                   | ...  |
| <b>Kabupaten<br/>Barru</b> | ...                             | <b>25</b> | ...                     | <b>12</b> | ...                             | <b>84</b> | ...                   | ...  |

Catatan/Note: ...

Sumber/Source: Badan Penanggulangan Bencana Daerah Kabupaten Barru  
Nations Board for Disasters Management of Barru Regency

**Tabel**  
**Table** 4.3.11

**Jumlah Penerima Bantuan (Kepala Keluarga) dan Anggaran Bantuan Sosial Pangan Menurut Kecamatan di Kabupaten Barru (2019)**  
**Number of Aid Recipients (Head and Household) and Food Social Assistance Budget by Subdistrict in Barru Regency, (2019)**

| Kecamatan<br>Subdistrict | Jumlah Penerima Bantuan (Kepala Keluarga)<br>Number of Beneficiaries (Head and Household) |                          | Jumlah Anggaran (ribu rupiah)<br>Budget Amount (thousand rupiahs) |                          |
|--------------------------|---|--------------------------|---|--------------------------|
|                          | Rencana<br>Planning   | Realisasi<br>Realization | Rencana<br>Planning   | Realisasi<br>Realization |
| (1)                      | (2)   | (3)                      | (4)   | (5)                      |
| Tanete Riaja             | 1 433   | 976                      | 157 630   | 107 360                  |
| Pujananting              | 1 972   | 1 792                    | 216 920   | 197 120                  |
| Tanete Rilau             | 1 882   | 1 720                    | 207 020   | 189 200                  |
| Barru                    | 1 369   | 953                      | 150 590   | 1 044 830                |
| Soppeng Riaja            | 885   | 661                      | 97 350  | 72 710                   |
| Balusu                   | 1 098   | 842                      | 120 780   | 92 620                   |
| Mallusetasi              | 1 474   | 1 313                    | 162 140   | 144 430                  |
|                          |   |                          |   |                          |
|                          |   |                          |   |                          |
|                          |   |                          |   |                          |
|                          |   |                          |   |                          |
| <b>Kabupaten Barru</b>   | <b>10 113</b>   | <b>8 357</b>             | <b>1 112 430</b>  | <b>1 848 270</b>         |

Catatan/Note: ...  
 Sumber/Source: Dinas Sosial Kabupaten Barru  
 Social Office of Barru Regency



**Tabel** 4.3.12  
**Table**

**Jumlah Kader Sosial Sebagai Pekerja Sosial Masyarakat Menurut Kecamatan di Kabupaten Barru (2019)**  
**Number of Social Cadre as Social Workers by Subdistrict in Barru Regency, (2019)**

| Kecamatan<br>Subdistrict | TKSK     | Jumlah Pekerja Sosial Masyarakat<br>Number of Social Workers |
|--------------------------|----------|--|
| (1)                      | (2)      | (3)  |
| Tanete Riaja             | 1        | 5  |
| Pujananting              | 1        | 2  |
| Tanete Rilau             | 1        | 8  |
| Barru                    | 1        | 12   |
| Soppeng Riaja            | 1        | 4  |
| Balusu                   | 1        | 1  |
| Mallusetasi              | 1        | 2  |
|                          |          |  |
|                          |          |  |
|                          |          |  |
|                          |          |  |
|                          |          |  |
| <b>Kabupaten Barru</b>   | <b>7</b> | <b>34</b>  |

Catatan/Note: ...  
Sumber/Source: Dinas Sosial Kabupaten Barru  
Social Office of Barru Regency

**Tabel** 4.3.13 **Jumlah Karang Taruna Menurut Kecamatan di Kabupaten Barru (2019)**  
**Table** 4.3.13 **Number of Youth Group by Subdistrict in Barru Regency, (2019)**

| Kecamatan<br>Subdistrict | Jumlah Desa/Kelurahan<br>Number of Villages Wards | Jumlah Karang Taruna<br>Number of Youth Group |
|--------------------------|---|---|
| (1)                      | (2)   | (3)   |
| Tanete Riaja             | 7   | 7   |
| Pujananting              | 7   | 7   |
| Tanete Rilau             | 10  | 10  |
| Barru                    | 10  | 10  |
| Soppeng Riaja            | 7   | 7   |
| Balusu                   | 6   | 6   |
| Mallusetasi              | 8   | 8   |
|                          |   |   |
|                          |   |   |
|                          |   |   |
|                          |   |   |
|                          |   |   |
| <b>Kabupaten Barru</b>   | <b>55</b>   | <b>55</b>                                     |

Catatan/Note: ...  
 Sumber/Source: Dinas Sosial Kabupaten Barru  
 Social Office of Barru Regency

**Tabel**  
**Table** 4.3.14

**Frekuensi, Lokasi dan Jumlah Peserta Kegiatan  
Penyuluhan dan Bimbingan Sosial di Kabupaten Barru  
(2019)**

*Frequency, Location and Number of Participations of Social  
Education and Guidance in Barru Regency, (2019)*

| Jenis Penyuluhan<br>Kind of Guidance      | Frekuensi<br>Frequency | Lokasi<br>Location | Jumlah Peserta<br>Number of<br>Participations |
|---|------------------------|--------------------|---|
| (1)                                       | (2)                    | (3)                | (4)   |
| Penyuluhan Sosial                         | -                      | -                  | -   |
| Pembinaan Anak Nakal dan Korban NAPZA     | 8 kali                 | Kab.Barru          | 400   |
| Bimbingan dan Penyuluhan Penyandang Cacat | 1 kali                 | Kab.Barru          | 15  |
| Eks Kusta                                 | -                      | -                  | -   |
| Waria                                     | -                      | -                  | -   |
| Eks Napi                                  | -                      | -                  | -   |
| Penyuluhan/Bimbingan                      |                        |                    |   |
| <b>Anak Terlantar</b>                     | 1 kali                 | Kab.Barru          | 15  |
| <b>Lanjut Usia</b>                        | 1 kali                 | Kab.Barru          | 80  |
| <b>Fakir Miskins</b>                      | 2 kali                 | Kab.Barru          | 20  |
|   |                        |                    |   |
|   |                        |                    |   |

Catatan/Note: ...  
Sumber/Source: Dinas Sosial Kabupaten Barru  
Social Office of Barru Regency

**Tabel 4.3.15** Jumlah Penyakit Masyarakat Menurut Jenis di Kabupaten Barru (2015)-(2019)  
**Table** 4.3.15 Number of Society Problems by Type in Barru Regency, (2015(2019)

| Jenis Penyakit Masyarakat<br><i>Kind of Society Problem</i> | 2015      | 2016      | 2017      | 2018      | 2019      |
|---|-----------|-----------|-----------|-----------|-----------|
| (1)   | (2)       | (3)       | (4)       | (5)       | (6)       |
| Premanisme  | 24        | 23        | 5         | 63        | 30        |
| Narkoba   | 9         | 5         | 37        | 18        | 36        |
| Pemalsuan Uang  | -         | -         | -         | -         | -         |
| Penyelundupan   | -         | 1         | -         | -         | -         |
| Asusila   | 5         | 13        | 10        | 5         | 8         |
| Miras   | 1         | -         | -         | 3         | 3         |
| Judi  | 1         | 1         | 2         | 2         | 2         |
|   |           |           |           |           |           |
|   |           |           |           |           |           |
|   |           |           |           |           |           |
|   |           |           |           |           |           |
|   |           |           |           |           |           |
|   |           |           |           |           |           |
|   |           |           |           |           |           |
|   |           |           |           |           |           |
| <b>Jumlah/ Total</b>  | <b>40</b> | <b>43</b> | <b>54</b> | <b>91</b> | <b>79</b> |

Catatan/Note: ...

Sumber/Source: Badan Kesatuan Bangsa Politik dan Perlindungan Masyarakat Kabupaten Barru  
*Nations Political and Public Protection Board of Barru Regency*

**Tabel**  
**Table** 4.3.16**Jumlah Terdakwa Menurut Bulan, Jenis Kelamin dan Kelompok Umur di Kabupaten Barru, (2019)**  
**Number of The Accused by Month, Sex and Age Group in Barru Regency, (2019)**

| Bulan<br>Month       | Laki-laki<br>Male |              | Perempuan<br>Female |            | Jumlah<br>Total |              |
|----------------------|-------------------|--------------|---------------------|------------|-----------------|--------------|
|                      | 7-24 Th           | 24+ Th       | 7-24 Th             | 24+ Th     | 7-24 Th         | 24+ Th       |
| (1)                  | (2)               | (3)          | (4)                 | (5)        | (6)             | (7)          |
| Januari              | 19                | 143          | 15                  | 20         | 34              | 163          |
| Februari             | 15                | 167          | 7                   | 16         | 22              | 183          |
| Maret                | 9                 | 139          | 4                   | 11         | 13              | 150          |
| April                | 4                 | 36           | 1                   | 2          | 5               | 38           |
| Mei                  | 3                 | 39           | -                   | 2          | 3               | 41           |
| Juni                 | 3                 | 93           | 2                   | 5          | 5               | 98           |
| Juli                 | 4                 | 165          | 2                   | 11         | 6               | 176          |
| Agustus              | 15                | 234          | 5                   | 9          | 20              | 243          |
| September            | 19                | 546          | 7                   | 11         | 26              | 557          |
| Oktober              | 11                | 344          | 5                   | 8          | 16              | 352          |
| November             | 13                | 362          | 5                   | 10         | 18              | 372          |
| Desember             | 9                 | 294          | 7                   | 5          | 16              | 299          |
| <b>Jumlah/ Total</b> | <b>124</b>        | <b>2 562</b> | <b>60</b>           | <b>110</b> | <b>184</b>      | <b>2 672</b> |

Catatan/Note: ...

Sumber/Source: Pengadilan Negeri Kabupaten Barru/Civil Court Office of Barru Regency

**Tabel 4.3.17** **Isi Rumah Tahanan Negara Kelas IIB Menurut Jenis Kejahatan, Status dan Jenis Kelamin di Kabupaten Barru, (2019)**  
***Inmates of Prisoners by Type of Crime, Status and Sex in Barru Regency, (2019)***

| Jenis Kejahatan<br><i>Kind of Crime</i> | Narapidana / <i>Criminals</i> |                            | Tahanan / <i>Prisoners</i> |                            |
|---|-------------------------------|----------------------------|----------------------------|----------------------------|
|   | Laki-laki<br><i>Male</i>      | Perempuan<br><i>Female</i> | Laki-laki<br><i>Male</i>   | Perempuan<br><i>Female</i> |
| (1)                                     | (2)                           | (3)                        | (4)                        | (5)                        |
| Poltik                                  | -                             | -                          | -                          | -                          |
| Pembakaran                              | -                             | -                          | -                          | -                          |
| Penyuapan                               | -                             | -                          | -                          | -                          |
| Mata Uang                               | -                             | -                          | -                          | -                          |
| Pemalsu Materai/Surat                   | -                             | -                          | -                          | -                          |
| Kesusilaan                              | -                             | -                          | -                          | -                          |
| Perjudian                               | -                             | -                          | -                          | -                          |
| Penculikan                              | -                             | -                          | -                          | -                          |
| Pembunuhan                              | 1                             | -                          | -                          | -                          |
| Penganiayaan                            | 3                             | 1                          | 3                          | -                          |
| Pencurian                               | 16                            | -                          | 13                         | 1                          |
| Perampokan                              | -                             | -                          | -                          | -                          |
| Pemerasan                               | -                             | -                          | -                          | -                          |
| Penggelapan                             | 4                             | -                          | 1                          | -                          |
| Penipuan                                | 1                             | -                          | 1                          | -                          |
| Merusak Barang                          | -                             | -                          | -                          | -                          |
| Dalam Jabatan                           | -                             | -                          | -                          | -                          |
| Penadahan                               | -                             | -                          | -                          | -                          |
| Lain-lain                               | 4                             | 2                          | 7                          | 2                          |
| Ekonomi                                 | -                             | -                          | -                          | -                          |
| Lakalantas                              | -                             | -                          | -                          | -                          |
| Psikotropika                            | 103                           | 1                          | 11                         | -                          |
| Senjata Api                             | -                             | -                          | -                          | -                          |
| Senjata Tajam                           | -                             | -                          | -                          | -                          |
| Perlindungan Anak                       | 19                            | -                          | 5                          | -                          |
| <b>Jumlah Kejahatan</b>                 | 151                           | 4                          | 41                         | 3                          |
| Pelanggaran KUHP                        | -                             | -                          | -                          | -                          |
| Pelanggaran Ekonomi                     | -                             | -                          | -                          | -                          |
| <b>Jumlah Pelanggaran</b>               | -                             | -                          | -                          | -                          |

Lanjutan Tabel/*Continued Table* 4.3.17

| Jenis Kejahatan<br><i>Kind of Crime</i> | Jumlah/ <i>Total</i>     |                            |
|---|--------------------------|----------------------------|
|   | Laki-laki<br><i>Male</i> | Perempuan<br><i>Female</i> |
| (1)                                     | (6)                      | (7)                        |
| Politik                                 | -                        | -                          |
| Pembakaran                              | -                        | -                          |
| Penyuapan                               | -                        | -                          |
| Mata Uang                               | -                        | -                          |
| Pemalsu Materai/Surat                   | -                        | -                          |
| Kesusilaan                              | -                        | -                          |
| Perjudian                               | -                        | -                          |
| Penculikan                              | -                        | -                          |
| Pembunuhan                              | 1                        | -                          |
| Penganiayaan                            | 6                        | 1                          |
| Pencurian                               | 29                       | 1                          |
| Perampokan                              | -                        | -                          |
| Pemerasan                               | -                        | -                          |
| Penggelapan                             | 5                        | -                          |
| Penipuan                                | 2                        | -                          |
| Merusak Barang                          | -                        | -                          |
| Dalam Jabatan                           | -                        | -                          |
| Penadahan                               | -                        | -                          |
| Lain-lain                               | 11                       | 4                          |
| Ekonomi                                 | -                        | -                          |
| Lakalantas                              | -                        | -                          |
| Psikotropika                            | 114                      | 1                          |
| Senjata Api                             | -                        | -                          |
| Senjata Tajam                           | -                        | -                          |
| Perlindungan Anak                       | 24                       | -                          |
| <b>Jumlah Kejahatan</b>                 | <b>192</b>               | <b>7</b>                   |
| Pelanggaran KUHP                        | -                        | -                          |
| Pelanggaran Ekonomi                     | -                        | -                          |
| <b>Jumlah Pelanggaran</b>               | <b>-</b>                 | <b>-</b>                   |

Catatan/*Note*: ...Sumber/*Source*: Rumah Tahanan Negara Kelas IIB Kabupaten Barru/*Prison Office of Barru Regency*

**Tabel** 4.3.18 **Isi Rumah Tahanan Negara Kelas IIB Menurut Status dan Jenis Kelamin di Kabupaten Barru, (2019)**  
**Table** *Inmates of Prisoners by Status and Sex in Barru Regency, (2019)*

| Status<br>Status                         | Jenis Kelamin<br>Sex |                     |                 |
|--|----------------------|---------------------|-----------------|
|  | Laki-laki<br>Male    | Perempuan<br>Female | Jumlah<br>Total |
| (1)                                      | (2)                  | (3)                 | (4)             |
| <b>NARAPIDANA</b>                        |                      |                     |                 |
| Pidana Mati                              | -                    | -                   | -               |
| Pidana Penjara Seumur Hidup              | -                    | -                   | -               |
| Pidana Penjara Lebih Dari Setahun        | 137                  | 3                   | 140             |
| Pidana Penjara 3 Bulan - Setahun         | 5                    | 1                   | 6               |
| Pidana Penjara Sampai 3 Bulan            | -                    | -                   | -               |
| Pidana Kurungan                          | 12                   | -                   | 12              |
| Pidana Penjara Untuk Lembaga Lain        | -                    | -                   | -               |
| Jumlah Narapidana                        | 154                  | 4                   | 158             |
| <b>TAHANAN</b>                           |                      |                     |                 |
| Dalam Pemeriksaan Jaksa                  | 4                    | -                   | 4               |
| Dalam Pemeriksaan Hakim Pertama          | 25                   | 2                   | 27              |
| Dengan Surat Keputusan Yang Masih Diubah | -                    | -                   | -               |
| Lainnya                                  | 12                   | 1                   | 13              |
| Jumlah Tahanan                           | 41                   | 3                   | 44              |

Catatan/Note: ...

Sumber/Source: Rumah Tahanan Negara Kelas IIB Kabupaten Barru/Prison Office of Barru Regency



**Tabel**  
**Table** 4.3.19

**Tambahan Narapidana Berdasarkan Putusan Pengadilan Negeri Menurut Bulan, Kelompok Umur dan Jenis Kelamin di Kabupaten Barru (2019)**  
*The Criminals Addition Based Upon civil Court Decision by Month, Age Group and Sex in Barru Regency, (2019)*

| Bulan<br>Month      | Dewasa<br>Adult   |                         | Remaja<br>Youth   |                         | Anak-anak<br>Children |                         | Jumlah<br>Total |
|---------------------|-------------------|-------------------------|-------------------|-------------------------|-----------------------|-------------------------|-----------------|
|                     | laki-laki<br>Male | Pere-<br>puan<br>Female | laki-laki<br>Male | Pere-<br>puan<br>Female | laki-laki<br>Male     | Pere-<br>puan<br>Female |                 |
| (1)                 | (2)               | (3)                     | (4)               | (5)                     | (6)                   | (7)                     | (8)             |
| Januari             | 9                 | 1                       | 7                 | -                       | -                     | -                       | 17              |
| Februari            | 10                | -                       | 2                 | -                       | -                     | -                       | 12              |
| Maret               | 22                | 1                       | 9                 | -                       | -                     | -                       | 32              |
| April               | 8                 | 1                       | 2                 | -                       | -                     | -                       | 11              |
| Mei                 | 4                 | -                       | -                 | -                       | -                     | -                       | 4               |
| Juni                | 10                | 3                       | 4                 | 2                       | -                     | -                       | 19              |
| Juli                | 8                 | -                       | 1                 | -                       | -                     | -                       | 9               |
| Agustus             | 6                 | -                       | 2                 | -                       | -                     | -                       | 8               |
| September           | 11                | 5                       | 4                 | 1                       | -                     | -                       | 21              |
| Oktober             | 2                 | -                       | 6                 | -                       | -                     | -                       | 8               |
| November            | 7                 | 1                       | 2                 | -                       | -                     | -                       | 10              |
| Desember            | 8                 | -                       | 1                 | -                       | -                     | -                       | 9               |
| <b>Jumlah/Total</b> | <b>105</b>        | <b>12</b>               | <b>40</b>         | <b>3</b>                | <b>-</b>              | <b>-</b>                | <b>160</b>      |

Catatan/Note: ...

Sumber/Source: Rumah Tahanan Negara Kelas IIB Kabupaten Barru/Prison Office of Barru Regency

**Tabel**  
**Table** 4.3.20

**Tambahan Narapidana Berdasarkan Putusan Pengadilan Negeri Menurut Bulan, Lama Penjara dan Jenis Kelamin di Kabupaten Barru (2019)**  
*The Criminals Addition Based Upon civil Court Decision by Month, Imprisoned Duration and Sex in Barru Regency, (2019)*

| Bulan<br>Month           | Rumah Tahanan<br>Prisoners |                         |                       |                         |                       |                         |                        |                         |                       | Jumlah<br>Total         |  |
|--------------------------|----------------------------|-------------------------|-----------------------|-------------------------|-----------------------|-------------------------|------------------------|-------------------------|-----------------------|-------------------------|--|
|                          | Seumur Hidup<br>Long Life  |                         | >5 Tahun<br>>5 Years  |                         | > 1 Tahun<br>>1 Years |                         | < 1 Tahun<br>< 1 Years |                         | laki-<br>laki<br>Male | Pere-<br>puan<br>Female |  |
|                          | laki-<br>laki<br>Male      | Pere-<br>puan<br>Female | laki-<br>laki<br>Male | Pere-<br>puan<br>Female | laki-<br>laki<br>Male | Pere-<br>puan<br>Female | laki-<br>laki<br>Male  | Pere-<br>puan<br>Female |                       |                         |  |
| (1)                      | (2)                        | (3)                     | (4)                   | (5)                     | (6)                   | (7)                     | (8)                    | (9)                     | (10)                  | (11)                    |  |
| Januari                  | -                          | -                       | -                     | -                       | 14                    | 1                       | 2                      | -                       | 16                    | 1                       |  |
| Februari                 | -                          | -                       | -                     | -                       | 6                     | -                       | 5                      | 1                       | 11                    | 1                       |  |
| Maret                    | -                          | -                       | -                     | -                       | 6                     | -                       | 25                     | 1                       | 31                    | 1                       |  |
| April                    | -                          | -                       | -                     | -                       | 9                     | -                       | 1                      | 1                       | 10                    | 1                       |  |
| Mei                      | -                          | -                       | -                     | -                       | 2                     | -                       | 2                      | -                       | 4                     | -                       |  |
| Juni                     | -                          | -                       | -                     | -                       | 8                     | 3                       | 6                      | 2                       | 14                    | 5                       |  |
| Juli                     | -                          | -                       | -                     | -                       | 2                     | -                       | 7                      | -                       | 9                     | -                       |  |
| Agustus                  | -                          | -                       | -                     | -                       | 6                     | -                       | 2                      | -                       | 8                     | -                       |  |
| September                | -                          | -                       | -                     | -                       | 8                     | -                       | 8                      | 5                       | 16                    | 5                       |  |
| Oktober                  | -                          | -                       | -                     | -                       | 7                     | -                       | 1                      | -                       | 8                     |                         |  |
| November                 | -                          | -                       | -                     | -                       | 7                     | -                       | 2                      | 1                       | 9                     | 1                       |  |
| Desember                 | -                          | -                       | -                     | -                       | 4                     | -                       | 5                      | -                       | 9                     | -                       |  |
| <b>Jumlah/<br/>Total</b> | -                          | -                       | -                     | -                       | <b>79</b>             | <b>4</b>                | <b>66</b>              | <b>11</b>               | <b>145</b>            | <b>15</b>               |  |

Catatan/Note: ...

Sumber/Source: Rumah Tahanan Negara Kelas IIB Kabupaten Barru/Prison Office of Barru Regency

**Tabel** 4.3.21 **Tambahan Narapidana Berdasarkan Putusan Pengadilan Negeri Menurut Bulan dan Jenis Tindakan Pidana di Kabupaten Barru, (2019)**  
*The Criminal Addition Based Upon Civil Court Decision by Month and Type of Crimes in Barru Regency, (2019)*

| Bulan<br>Month      | Kejahatan<br>Crimes | Pelanggaran<br>KUHP<br>Penal Code<br>Offense | Jumlah<br>Total |
|---------------------|---------------------|--|-----------------|
| (1)                 | (2)                 | (3)  | (4)             |
| Januari             | 15                  | 1  | 16              |
| Februari            | 12                  | -  | 12              |
| Maret               | 32                  | -  | 32              |
| April               | 11                  | -  | 11              |
| Mei                 | 6                   | -  | 6               |
| Juni                | 12                  | 2  | 14              |
| Juli                | 9                   | -  | 9               |
| Agustus             | 8                   | -  | 8               |
| September           | 20                  | 1  | 21              |
| Oktober             | 9                   | -  | 9               |
| November            | 9                   | 2  | 11              |
| Desember            | 9                   | 1  | 10              |
| <b>Jumlah/Total</b> | <b>152</b>          | <b>7</b>                                     | <b>159</b>      |

Catatan/Note: ...

Sumber/Source: Rumah Tahanan Negara Kelas IIB Kabupaten Barru/Prison Office of Barru Regency

**Tabel 4.3.22** Jumlah Kecelakaan Lalu Lintas dan Korban Menurut Kecamatan di Kabupaten Barru, (2019)  
**Table** Number of Traffic Accident and Victims by Subdistrict in Barru Regency, (2019)

| Kecamatan<br>Subdistrict | Jumlah<br>Kecelakaan<br>Accident | Korban (Orang)<br>Victims (People) |                                 |                              |
|--------------------------|----------------------------------|------------------------------------|---------------------------------|------------------------------|
|                          |                                  | Meninggal<br>Die                   | Luka Berat<br>Seriously Injured | Luka Ringan<br>Minor Injured |
| (1)                      | (2)                              | (3)                                | (4)                             | (5)                          |
| Tanete Riaja             | 31                               | 5                                  | 4                               | 39                           |
| Pujananting              | 3                                | -                                  | 1                               | 4                            |
| Tanete Rilau             | 32                               | 8                                  | 5                               | 38                           |
| Barru                    | 95                               | 12                                 | 10                              | 92                           |
| Soppeng Riaja            | 98                               | 7                                  | 6                               | 86                           |
| Balusu                   | 47                               | 7                                  | 6                               | 62                           |
| Mallusetasi              | 34                               | 5                                  | 6                               | 78                           |
| <b>Kabupaten Barru</b>   | <b>340</b>                       | <b>44</b>                          | <b>38</b>                       | <b>399</b>                   |

Catatan/Note: ...

Sumber/Source: Kepolisian Resort Kabupaten Barru/Resort Police of Barru Regency

**Tabel 4.3.23** Jumlah Perkara Yang Diterima/Diputuskan Pengadilan Agama Menurut Jenisnya di Kabupaten Barru, (2019)  
**Number of Cases Received/Finished by Religion Court by Type in Barru Regency, (2019)**

| Jenis Perkara<br><i>Kind of Cases</i> | Jumlah Perkara<br><i>Number of Cases</i> |                               |                                |
|---------------------------------------|--|-------------------------------|--------------------------------|
|                                       | Diterima<br><i>Received</i>              | Diputuskan<br><i>Finished</i> | Dicabut<br><i>Be Alienated</i> |
| (1)                                   | (3)                                      | (4)                           | (5)                            |
| Izin Poligami                         | -  | -                             | -                              |
| Penolakan Kawin                       | -  | -                             | -                              |
| Perwalian                             | -  | 2                             | -                              |
| Isbath Nikah                          | 23                                       | 23                            | 1                              |
| Dispensasi Kawin                      | 60                                       | 48                            | 3                              |
| Cerai Talak                           | 79                                       | 75                            | 5                              |
| Penetapan Ahli Waris                  | -  | -                             | -                              |
| Pengasuhan Anak                       | -  | -                             | -                              |
| Ahli Waris                            | 15                                       | 16                            | 1                              |
| Perwalian                             | 1  | -                             | -                              |
| Kewarisan                             | 3  | 1                             | -                              |
| Lain-lain                             | 9  | 8                             | -                              |
| Harta Bersana                         | 1  | 1                             | -                              |
| Pembatalan Nikah                      | -  | -                             | -                              |
| <b>Jumlah/Total</b>                   | <b>191</b>                               | <b>174</b>                    | <b>10</b>                      |

Catatan/Note: ...

Sumber/Source: Kantor Pengadilan Agama Kabupaten Barru/Religion Court Office of Barru Regency

**Tabel**  
**Table** 4.3.24**Jumlah Perkara Yang Diterima/Diputuskan Pengadilan Agama Menurut Bulan di Kabupaten Barru, (2019)**  
**Number of Cases Received and Finished by Religion Court and Month in Barru Regency, (2019)**

| <b>Bulan</b><br><b>Month</b> | <b>Sisa Tahun 2018</b><br><b>The Rest of 2018</b> | <b>Diterima Tahun 2019</b><br><b>Received in 2019</b> | <b>Diputuskan</b><br><b>Finished</b> | <b>Sisa</b><br><b>Rest of it</b> |
|------------------------------|---|---|--------------------------------------|----------------------------------|
| (1)                          | (2)   | (3)   | (4)                                  |                                  |
| Januari                      | 44  | 55  | 35                                   | 61                               |
| Februari                     |   | 48  | 30                                   | 82                               |
| Maret                        |   | 45  | 29                                   | 98                               |
| April                        |   | 37  | 40                                   | 95                               |
| Mei                          |   | 21  | 44                                   | 72                               |
| Juni                         |   | 26  | 33                                   | 65                               |
| Juli                         |   | 49  | 49                                   | 65                               |
| Agustus                      |   | 39  | 29                                   | 75                               |
| September                    |   | 40  | 31                                   | 84                               |
| Oktober                      |   | 47  | 57                                   | 74                               |
| November                     |   | 27  | 45                                   | 56                               |
| Desember                     |   | 6   | 52                                   | 10                               |

Catatan/Note: ...

Sumber/Source: Kantor Pengadilan Agama Kabupaten Barru/Religion Court Office of Barru Regency

#### 4.4 KEMISKINAN POVERTY

**Tabel 4.4.1** **Garis Kemiskinan, Jumlah, dan Persentase Penduduk Miskin di Kabupaten Barru, 2012–2019**  
*Poverty Line, Number, and Percentage of Poor People in Barru Regency, 2012–2019*

| Tahun<br>Year | Garis Kemiskinan<br>(rupiah/kapita/bulan)<br>Poverty Line<br>(rupiah/capita/month) | Jumlah Penduduk<br>Miskin (ribu)<br>Number of Poor People<br>(thousand) | Persentase Penduduk<br>Miskin<br>Percentage of Poor<br>People |
|---------------|--|---|---|
| (1)           | (2)  | (3)   | (4)   |
| 2012          | ...  | 15,53   | 9,28  |
| 2013          | ...  | 14,50   | 10,32   |
| 2014          | ...  | 16,60   | 9,74  |
| 2015          | 263 210  | 16,10   | 9,42  |
| 2016          | 280 316  | 16,24   | 9,45  |
| 2017          | 289 371  | 16,76   | 9,71  |
| 2018          | 307 904  | 15,68   | 9,04  |
| 2019          | 322 248  | 14,92   | 8,57  |

Catatan/Note: Hasil Survei Sosial Ekonomi Nasional (SUSENAS)/ Result of National Socioeconomic Survey  
Sumber/Source: Badan Pusat Statistik Kabupaten Barru/Statistics of Barru Regency

**Tabel** 4.4.2 **Indeks Kedalaman Kemiskinan dan Indeks Keparahan Kemiskinan di Kabupaten Barru, 2012–2019**  
**Poverty Gap Index and Poverty Severity Index in Barru Regency, 2012–2019**

| Tahun<br>Year | Indeks Kedalaman Kemiskinan<br>Poverty Gap Index | Indeks Keparahan Kemiskinan<br>Poverty Severity Index |
|---------------|--|---|
| (1)           | (2)  | (3)   |
| 2012          | ...  | ...   |
| 2013          | 1,33   | 0,26  |
| 2014          | 1,14   | 0,21  |
| 2015          | 1,55   | 0,37  |
| 2016          | 1,71   | 0,52  |
| 2017          | 1,43   | 0,32  |
| 2018          | 1,58   | 0,37  |
| 2019          | 1,07   | 0,21  |

Catatan/Note: Hasil Survei Sosial Ekonomi Nasional (SUSENAS)/ Result of National Socioeconomic Survey  
 Sumber/Source: Badan Pusat Statistik Kabupaten Barru/Statistics of Barru Regency



#### 4.5 INDEKS PEMBANGUNAN MANUSIA HUMAN DEVELOPMENT INDEX

**Tabel** 4.5.1 **Indeks Pembangunan Manusia (IPM) Menurut Komponen di Kabupaten Barru, (2015) - (2019)**  
*Human Development Index (HDI) by Component in Baaru Regency, (2015)-(2019)*

| Indikator<br>Indicator                    | 2015  | 2016  | 2017  | 2018  | 2019   |
|---|-------|-------|-------|-------|--------|
| (1)                                       | (2)   | (3)   | (4)   | (5)   | (6)    |
| Indeks Kesehatan /Health Index            | 73,90 | 74,09 | 74,31 | 74,77 | 75,25  |
| Angka Harapan Hidup/Life Expectancy       | 68,03 | 68,16 | 68,30 | 68,30 | 68,91  |
| Indeks Pendidikan/ Education Index        | 62,93 | 62,98 | 63,81 | 63,81 | 64,23  |
| Rata-rata Lama Sekolah                    | 7,60  | 7,61  | 7,85  | 7,85  | 7,96   |
| Harapan Lama Sekolah                      | 13,53 | 13,54 | 13,55 | 13,55 | 13,547 |
| Indek Pengeluaran/Expenditure Index       | 69,55 | 70,61 | 70,99 | 71,98 | 72,80  |
| Paritas Daya Beli/Purchasing Power Parity | 9,81  | 10,16 | 10,29 | 10,62 | 10,91  |
| IPM                                       | 68,64 | 69,07 | 69,56 | 70,05 | 70,60  |
|   |       |       |       |       |        |
|   |       |       |       |       |        |
|   |       |       |       |       |        |

Catatan/Note: Hasil Survei Sosial Ekonomi Nasional (SUSENAS)/ Result of National Socioeconomic Survey  
Sumber/Source: Badan Pusat Statistik Kabupaten Barru/Statistics of Barru Regency



# PERTANIAN, KEHUTANAN, PETERNAKAN, DAN PERIKANAN



## Padi

Luas Panen : 21.396 Ha  
Produksi : 124.389,04 Ton  
Produktivitas : 5,81 Ton/Ha

Populasi Ternak terbanyak di kabupaten barru adalah Sapi Potong sebanyak 48.453 ekor pada tahun 2019 kemudian disusul Kambing 5.950 ekor, Kuda 2.831 ekor dan Kerbau hanya 245 ekor



## Sapi

## Pisang

Pisang merupakan produksi Buah-Buahan terbanyak di kabupaten Barru tiap tahunnya dengan jumlah produksi pada tahun 2019 sebanyak 113.234 Kuintal



<https://barrukab.bps.go.id>

**PENJELASAN TEKNIS**

1. **Lahan sawah** adalah lahan pertanian yang berpetak-petak dan dibatasi oleh pematang (galengan), saluran untuk menahan/ menyalurkan air, yang biasanya ditanami padi sawah tanpa memandang dari mana diperoleh atau status lahan tersebut. Lahan yang dimaksud termasuk lahan yang terdaftar di Pajak Bumi Bangunan, luran Pembangunan Daerah, lahan bengkok, lahan serobotan, lahan rawa yang ditanami padi dan lahan bekas tanaman tahunan yang telah dijadikan sawah, baik yang ditanami padi, palawija atau tanaman semusim lainnya.
2. **Tegal/Kebun** adalah lahan pertanian bukan sawah (lahan kering) yang ditanami tanaman semusim atau tahunan dan terpisah dengan halaman sekitar rumah serta penggunaannya tidak berpindah pindah.
3. **Ladang/Huma** adalah lahan pertanian bukan sawah (lahan kering) yang biasanya ditanami tanaman semusim dan penggunaannya hanya semusim atau dua musim, kemudian akan ditinggalkan bila sudah tidak subur lagi (berpindah-pindah). Kemungkinan lahan ini beberapa tahun kemudian akan dikerjakan kembali jika sudah subur.
4. **Lahan yang sementara tidak diusahakan** adalah lahan yang biasanya diusahakan tetapi untuk sementara (lebih dari 1 (satu) tahun tetapi kurang dari atau sama dengan 2 (dua) tahun) tidak diusahakan, termasuk lahan sawah yang tidak diusahakan selama lebih dari 2 (dua) tahun.
5. **Data pokok tanaman pangan** yang dikumpulkan adalah luas panen dan produktivitas (hasil per hektar). Produksi tanaman pangan merupakan hasil perkalian antara luas panen dengan produktivitas. Pengumpulan data luas panen dilakukan setiap bulan dengan pendekatan area kecamatan di seluruh wilayah Indonesia.

**TECHNICAL NOTES**

1. *Paddy fields are plots of agricultural land and bounded by bunds (galengan), channels to hold / channel water, which are usually planted with lowland rice irrespective of where it is obtained or the status of the land. The land in question includes land registered with the Building Land Tax, Regional Development Contribution, crooked land, land grabbing, swamp land planted with rice and land used as annual crops that have been turned into rice fields, whether planted with rice, crops or other annual crops.*
2. *Tegal / Garden is a non-rice field (dry land) planted with annual or annual plants and separated from the yard around the house and its use does not move.*
3. *Farm / Huma is a non-rice field (dry land) which is usually planted with annual crops and uses only one season or two seasons, then it will be left behind if it is no longer fertile (moving around). The possibility of this land a few years later will be reworked if it is fertile.*
4. *Land that is temporarily not cultivated is land that is usually cultivated but temporarily (more than 1 (one) year but less than or equal to 2 (two) years) is not cultivated, including paddy fields that have not been cultivated for more than 2 (two) years.*
5. *Staple food data collected are harvested area and productivity (yield per hectare). Food crop production is the result of multiplication between harvested area and productivity. Harvest area data collection is conducted every month using the approach of sub-districts throughout Indonesia. Productivity data collection is carried out through direct measurements*

Pengumpulan data produktivitas dilakukan melalui pengukuran langsung pada plot ubinan berukuran  $2\frac{1}{2}$  m x  $2\frac{1}{2}$  m. Pengumpulan data produktivitas dilakukan setiap subround (empat bulanan) pada waktu panen petani. Data produksi padi dan palawija yang disajikan adalah dalam kualitas: gabah kering giling (padi), pipilan kering (jagung), biji kering (kedelai dan kacang tanah), dan umbi basah (ubi kayu dan ubi jalar).

*on the tile plot measuring  $2\frac{1}{2}$  m x  $2\frac{1}{2}$  m. Productivity data collection is done every subround (quarterly) at harvest time of farmers. Data on rice and pulses production presented are in quality: milled (unhusked) unhusked rice (dry rice), dry shelled (corn), dried seeds (soybean and peanuts), and wet tubers (cassava and sweet potato).*

**6. Tanaman sayuran dan buah-buahan semusim.**

- **Tanaman sayuran semusim** adalah tanaman sumber vitamin, garam mineral dan lain-lain yang dikonsumsi dari bagian tanaman yang berupa daun, bunga, buah, dan umbinya, yang berumur kurang dari satu tahun.
- **Tanaman buah-buahan semusim** adalah tanaman sumber vitamin, garam mineral, dan lain-lain yang dikonsumsi dari bagian tanaman yang berupa buah, berumur kurang dari satu tahun, tidak berbentuk pohon/rumpun tetapi menjalar dan berbatang lunak.

**6. Annual vegetable and fruit crops.**

- *Seasonal vegetable plants are sources of vitamins, mineral salts and others which are consumed from plant parts in the form of leaves, flowers, fruits and tubers, which are less than one year old.*
- *Seasonal fruit plants are plant sources of vitamins, mineral salts, etc. which are consumed from plant parts in the form of fruit, less than one year old, not in the form of trees / clumps but spread a*

**7. Tanaman buah-buahan dan sayuran tahunan**

- **Tanaman buah-buahan tahunan** adalah tanaman sumber vitamin, garam mineral, dan lain-lain yang dikonsumsi dari bagian tanaman yang berupa buah dan merupakan tanaman tahunan.
- **Tanaman sayuran tahunan** adalah tanaman sumber vitamin, garam mineral, dan lain-lain yang dikonsumsi dari bagian tanaman yang berupa daun dan atau buah yang berumur lebih dari satu tahun.

**7. Annual fruit and vegetable crops**

- *Annual fruit plants are plant sources of vitamins, mineral salts, etc. which are consumed from plant parts in the form of fruit and are annual plants.*
- *Annual vegetable crops are plant sources of vitamins, mineral salts, etc. which are consumed from plant parts in the form of leaves and / or fruits that are more than one year old.*

**8. Tanaman biofarmaka** adalah tanaman yang bermanfaat untuk obat-obatan, kosmetik, dan kesehatan yang dikonsumsi atau digunakan dari bagian-bagian tanaman seperti daun, batang, buah, umbi (rimpang) ataupun akar.

**8. Biopharmaca plants** are plants that are useful for medicines, cosmetics, and health that are consumed or used from plant parts such as leaves, stems, fruits, tubers (rhizomes) or roots

**9. Tanaman hias** adalah tanaman yang mempunyai nilai keindahan baik bentuk, warna daun, tajuk

**9. Ornamental plants** are plants that have a good value of beauty in shape, color of leaves, crowns