

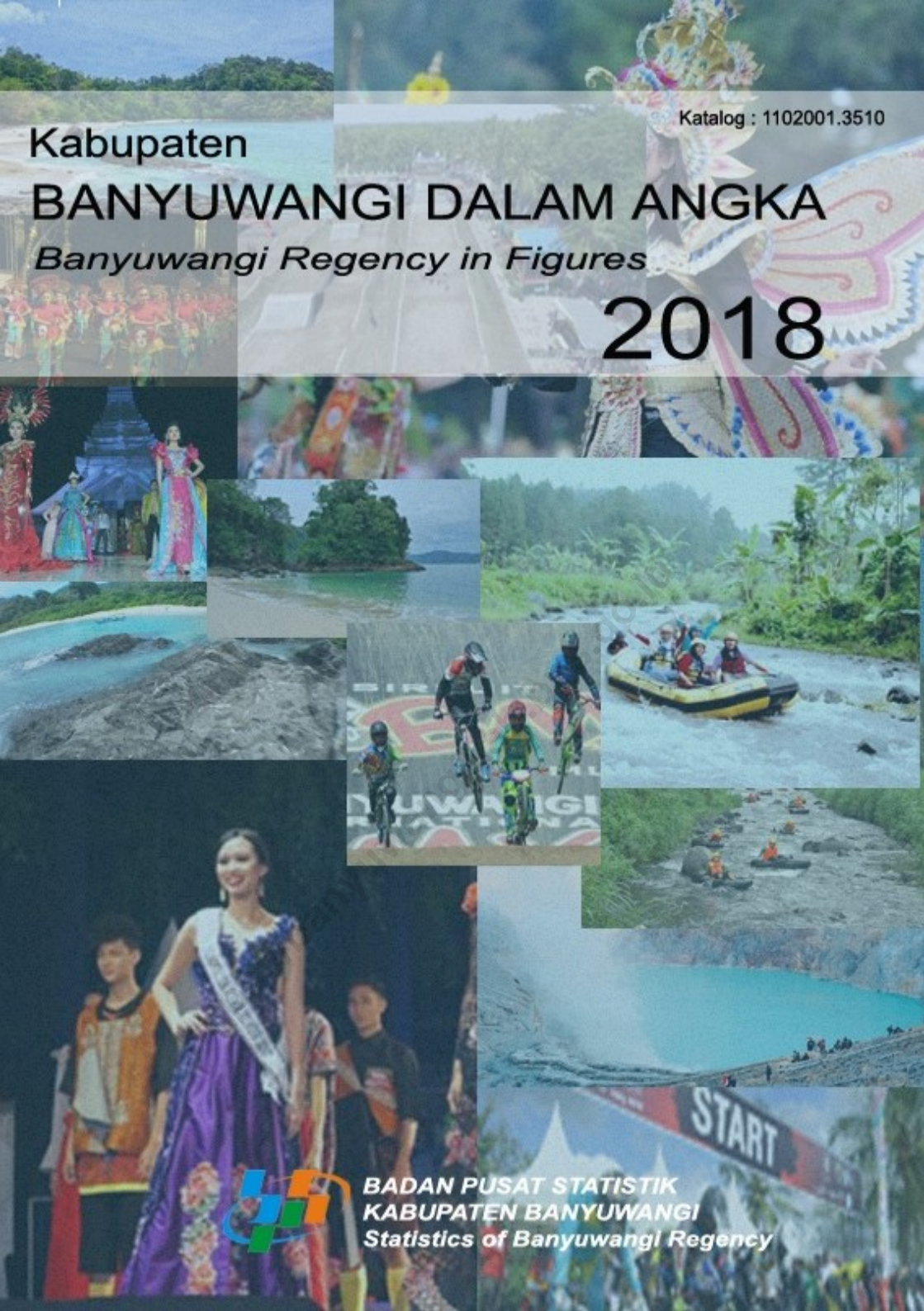
Katalog : 1102001.3510

Kabupaten

# BANYUWANGI DALAM ANGKA

*Banyuwangi Regency in Figures*

# 2018



**BADAN PUSAT STATISTIK  
KABUPATEN BANYUWANGI**  
*Statistics of Banyuwangi Regency*

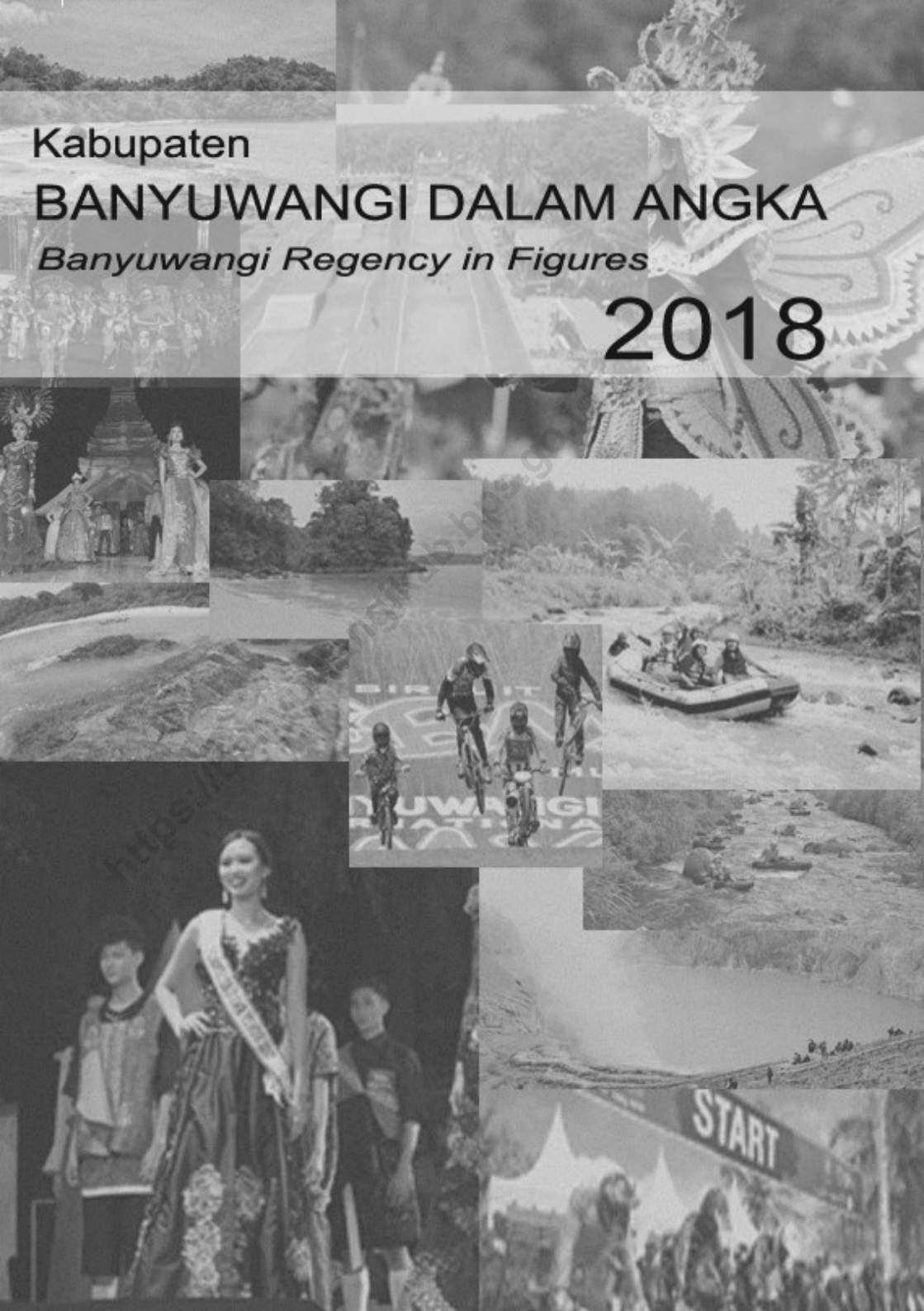


Kabupaten

# BANYUWANGI DALAM ANGKA

*Banyuwangi Regency in Figures*

# 2018



# **Kabupaten Banyuwangi Dalam Angka**

## ***Banyuwangi Regency In Figures***

### **2018**

ISSN: 0215-5319

No. Publikasi/*Publication Number*: 35100.1804

Katalog BPS/*BPS Catalog*: 1102001.3510

Ukuran Buku/*Book Size*: 14,8 cm x 21 cm

Jumlah Halaman/*Number of Pages* : xlii + 270 Halaman/*pages*

Naskah/*Manuscript*:

Badan Pusat Statistik Kabupaten Banyuwangi

*BPS-Statistics of Banyuwangi Regency*

Gambar Kover oleh/*Cover Designed by*:

Badan Pusat Statistik Kabupaten Banyuwangi

*BPS-Statistics of Banyuwangi Regency*

Ilustrasi Kover/*Cover Illustration*:

Seksi Integrasi Pengolahan dan Diseminasi Statistik

*Integrated Processing and Statistics Dissemination Section*

Penerbit/*Published by*:

© BPS Kabupaten Banyuwangi/*BPS-Statistics of Banyuwangi Regency*

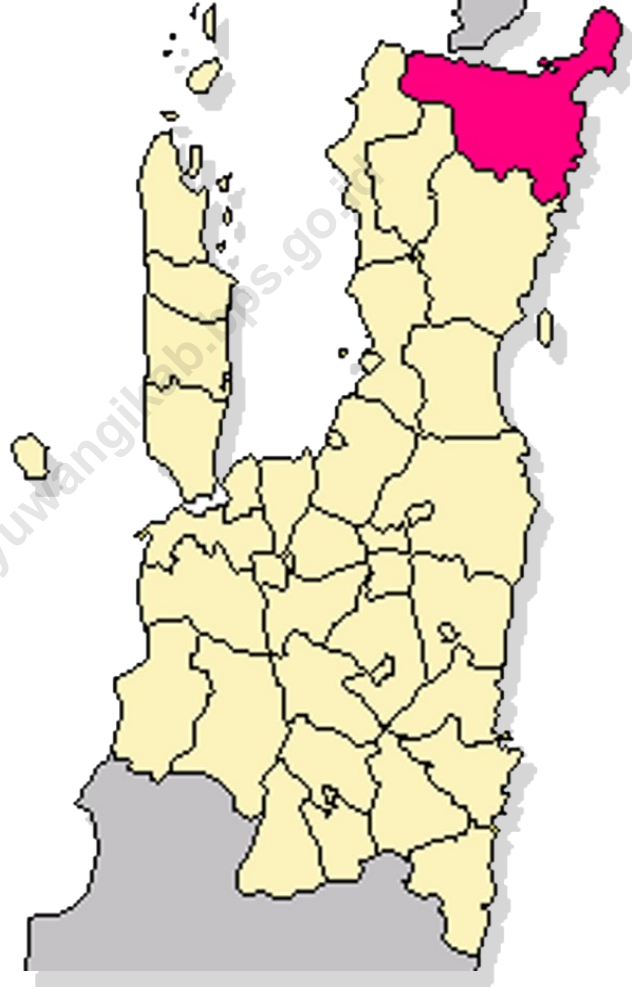
Dicetak oleh/*Printed by*:

CV. Anugerah Setia Abadi

**Dilarang mengumumkan, mendistribusikan, mengkomunikasikan, dan/atau menggandakan sebagian atau seluruh isi buku ini untuk tujuan komersial tanpa izin tertulis dari Badan Pusat Statistik**

*Prohibited to announce, distribute, communication, and/or copy part or all of this book for commercial purpose without permission from BPS-Statistics Indonesia*

**Banyuwangi Dalam Peta Jawa Timur**  
***Banyuwangi on the Jawa Timur Province***





**KEPALA BPS KABUPATEN BANYUWANGI**  
***CHIEF STATISTICIAN OF BANYUWANGI REGENCY***



**Harsono, SE**







## KATA PENGANTAR

Dengan memanjatkan puji syukur ke hadirat Tuhan Yang Maha Esa, kami menerbitkan buku “Kabupaten Banyuwangi Dalam Angka 2018”. Buku ini merupakan kelanjutan publikasi tahun sebelumnya yang menyajikan data dari berbagai segi baik ekonomi maupun sosial di kabupaten Banyuwangi.

Kami berharap data yang tersaji dalam publikasi ini dapat memenuhi para pengguna baik pemerintah, akademisi, usahawan maupun masyarakat umum lainnya. Selanjutnya kami senantiasa berharap kritik dan saran guna meningkatkan kualitas publikasi berikutnya.

Ucapan terima kasih kami sampaikan kepada semua pihak, terutama lembaga/ institusi pemerintah maupun swasta di kabupaten Banyuwangi yang telah membantu terlaksananya penerbitan buku ini.

Banyuwangi, Agustus 2018

Kepala BPS Kabupaten Banyuwangi

Harsono bin S. Darmoatmojo, SE



## PREFACE

*With praises to God the Almighty, BPS— Statistics of Banyuwangi Regency has published “Banyuwangi Regency in Figures 2018”. This book is a continuation of previous years publications that presents data from a variety of good economic and social sense in the Regency of Banyuwangi.*

*Hopefully, the data presented in this publication can satisfy users including government, academia, businesses and the general public. Furthermore, we always expect the criticism and suggestions in order to improve the quality of subsequent publications.*

*Finally, we would like to thank and express our gratitude to all parties , especially to institutions / government and private agencies in Banyuwangi Regency that has supported the publishing of this publication*

*Banyuwangi, August 2018*

*BPS— Statistics of Banyuwangi Regency*

*Chief.*

Harsono, SE

## DAFTAR ISI / CONTENTS

|  | Halaman /<br>Page |
|--|-------------------|
| Peta Kabupaten Banyuwangi<br><i>Map of Banyuwangi Regency</i> .....  | iii               |
| Foto Kepala BPS Kabupaten Banyuwangi<br><i>Photo of Chief Of Statistics of Banyuwangi Regency</i> .....                  | v                 |
| Kata Pengantar Kepala BPS Kabupaten Banyuwangi<br><i>Preface of Head of BPS - Statistics of Banyuwangi Regency</i> ..... | vii               |
| Daftar Isi / <i>Contents</i> .....   | ix                |
| Daftar Tabel/ <i>List of Tables</i> .....  | xiii              |
| Daftar Gambar / <i>List of Figures</i> .....   | xxxviii           |
| Penjelasan Umum<br><i>Explanatory Notes</i> .....  | xxxix             |
| 1. Geografi dan Iklim<br><i>Geography and Climate</i> .....  | 1                 |
| 1.1 Keadaan Geografi<br><i>Geography Condition</i> .....   | 7                 |
| 1.2 Keadaan Iklim<br><i>Climate Condition</i> .....  | 19                |
| 2. Pemerintahan<br><i>Government</i> .....   | 27                |
| 2.1 Wilayah Administrasi<br><i>Administrative Region</i> .....   | 30                |

|     |  |     |
|-----|--|-----|
| 2.2 | Dewan Perwakilan Rakyat Daerah (DPRD)<br><i>Regional People's Representative Council</i> ..... | 31  |
| 2.3 | Pegawai Negeri<br><i>Officer</i> .....   | 33  |
| 2.4 | Pemerintahan Lainnya<br><i>Other Government</i> .....  | 40  |
| 3.  | Penduduk dan Tenaga Kerja<br><i>Population and Manpower</i> .....                              | 47  |
| 3.1 | Kependudukan<br><i>Population</i> .....  | 55  |
| 3.2 | Ketenagakerjaan<br><i>Employment</i> .....   | 61  |
| 4.  | Sosial<br><i>Social</i> .....  | 71  |
| 4.1 | Pendidikan<br><i>Education</i> .....   | 76  |
| 4.2 | Kesehatan dan KB<br><i>Health and Family Planning</i> .....                                    | 88  |
| 4.3 | Sosial Lainnya<br><i>Other Social</i> .....  | 103 |
| 5.  | Pertanian<br><i>Agriculture</i> .....  | 105 |
| 5.1 | Tanaman Pangan<br><i>Administrative Region</i> .....   | 109 |
| 5.2 | Hortikultura<br><i>Horticultural</i> .....   | 114 |
| 5.3 | Perkebunan<br><i>Plantation</i> .....  | 122 |

|     |  |     |
|-----|--|-----|
| 5.4 | Peternakan<br><i>Livestock</i> .....   | 126 |
| 5.5 | Perikanan<br><i>Fisheries</i> .....  | 131 |
| 5.6 | Kehutanan<br><i>Forestry</i> .....   | 140 |
| 6.  | Perindustrian dan Energi<br><i>Industry and Energy</i> .....                                       | 149 |
| 6.1 | Perindustrian<br><i>Industry</i> .....   | 155 |
| 6.2 | Energi<br><i>Energy</i> .....  | 161 |
| 7.  | Perdagangan<br><i>Trade</i> .....  | 171 |
| 8.  | Transportasi, Komunikasi dan Pariwisata<br><i>Transportation, Communication, and Tourism</i> ..... | 183 |
| 8.1 | Transportasi<br><i>Transportation</i> .....  | 188 |
| 8.2 | Komunikasi<br><i>Communication</i> .....   | 207 |
| 8.3 | Pariwisata<br><i>Tourism</i> .....   | 213 |
| 9.  | Keuangan dan Harga<br><i>Finance and Price</i> .....   | 217 |
| 9.1 | Keuangan<br><i>Finance</i> .....   | 221 |
| 9.2 | Harga<br><i>Price</i> .....  | 227 |

|     |  |     |
|-----|--|-----|
| 10. | Pengeluaran dan Konsumsi Penduduk<br><i>Population Expenditure and Consumption</i> ..... | 231 |
| 11. | Pendapatan Regional<br><i>Regional Income</i> .....                                      | 237 |
| 12. | Perbandingan Antar Kabupaten/Kota<br><i>Regency/Municipality Comparison</i> .....        | 247 |

<https://banyuwangikab.bps.go.id>

## DAFTAR TABEL / *LIST OF TABLES*

Halaman / *Page*

### 1. GEOGRAFI DAN IKLIM *GEOGRAPHY AND CLIMATE*

#### 1.1 GEOGRAFI *GEOGRAPHY*

- 1.1.1 Luas Wilayah Menurut Kecamatan di Kabupaten Banyuwangi  
*Area by Subdistricts in Banyuwangi Regency*..... 7
- 1.1.2 Luas Wilayah Kecamatan Menurut Kemiringan (Km<sup>2</sup>)  
*Area of Subdistrict by Slope (Km<sup>2</sup>)*..... 8
- 1.1.3 Tinggi Wilayah (DPL) Menurut Kecamatan di Kabupaten Banyuwangi  
*Altitude by Subdistrict of Banyuwangi Regency*..... 9
- 1.1.4 Jarak dari Ibukota Kabupaten ke Ibukota Kecamatan di Kabupaten Banyuwangi  
*Distance from Capital Regency to Capital Subdistrict of Banyuwangi Regency* ..... 10
- 1.1.5 Jarak Antar Kecamatan di Kabupaten Banyuwangi  
*Inter-Subdistrict Distance of Banyuwangi Regency*..... 11
- 1.1.6 Nama dan Panjang Sungai  
*Rivers and Its Lengths* ..... 12
- 1.1.7 Luas Wilayah Kecamatan Menurut Ketinggian  
*Subdistrict Areas by Altitude*..... 18

## 1.2 IKLIM *CLIMATE*

- 1.2.1 Rata-rata Suhu Udara dan Kelembaban Relatif Setiap Bulan Kabupaten Banyuwangi, 2017  
*Monthly Average of Temperature and Relative Humidity of Banyuwangi Regency, 2017*..... 19
- 1.2.2 Rata-rata Tekanan Udara dan Kecepatan Angin Setiap Bulan di Kabupaten Banyuwangi, 2017  
*Monthly Average of Atmospheric Pressure and Average of Wind Velocity of Banyuwangi Regency, 2017*..... 20
- 1.2.3 Rata-rata Jumlah Hujan, Curah Hujan dan Penyinaran Matahari Setiap Bulan di Kabupaten Banyuwangi, 2017  
*Monthly Average of Rainy Day, Precipitation and Duration of Sunshine of Banyuwangi Regency, 2017*..... 21
- 1.2.4 Rata-Rata Curah Hujan (mm) Menurut Kecamatan dan Bulan di Kabupaten Banyuwangi, 2017  
*Monthly Average of Precipitation by Subdistrict Banyuwangi Regency 2017*..... 22
- 1.2.5 Rata-Rata Hari Hujan Menurut Kecamatan dan Bulan di Kabupaten Banyuwangi, 2017  
*Monthly Average of Rainy Days by Subdistricts of Banyuwangi Regency, 2017*..... 24
- 1.2.6 Jaringan Irigasi Menurut Jenis Bangunan dan Volume di Kabupaten Banyuwangi, 2017  
*Irrigation Network by Type and Volume of the Building of Banyuwangi Regency, 2017*..... 26



**2. PEMERINTAHAN  
GOVERNMENT**

**2.1 Wilayah Administrasi  
Administrative Region**

- 2.1.1 Banyaknya Desa/Kelurahan, Lingkungan/Dusun, Rukun Warga dan Rukun Tetangga Menurut Kecamatan di Kabupaten Banyuwangi, 2017  
*Number of Villages, Neighborhood, Residents and Neighboring Pillars by Subdistrict of Banyuwangi Regency, 2017*..... 30

**2.2 Dewab Perwakilan Rakyat Daerah (DPRD)  
Regional People's Representative Council**

- 2.2.1 Banyaknya Anggota DPRD Menurut Partai Politik dan Jenis Kelamin di Kabupaten Banyuwangi, 2017  
*Numbers of Parliament Members by Political Party and Sex of Banyuwangi Regency, 2017*..... 31

- 2.2.2 Banyaknya Keputusan DPRD Menurut Jenis Keputusan di Kabupaten Banyuwangi, 2013-2017  
*Number of Parliament Decisions by Type of Banyuwangi Regency, 2013-2017*..... 32

**2.3 PEGAWAI NEGERI  
OFFICER**

- 2.3.1 Banyaknya Pegawai Negeri Sipil Menurut Tingkat Pendidikan dan Jenis Kelamin di Kabupaten Banyuwangi, 2017  
*Number of Civil Servants by Educational Level and Sex of Banyuwangi Regency, 2017*..... 33

- 2.3.2 Banyaknya Pegawai Negeri Sipil Menurut Dinas/Instansi Pemerintah dan Golongan di Kabupaten Banyuwangi, 2017  
*Number of Government Official by Government Agencies and Grade of Banyuwangi Regency, 2017*..... 34

|            |   |    |
|------------|---|----|
| 2.3.3      | Banyaknya Pegawai Negeri Sipil Menurut Dinas/Instansi Pemerintah dan Jenis Kelamin di Kabupaten Banyuwangi, 2017<br><i>Number of Government Official by Government Agencies and Sex of Banyuwangi Regency, 2017</i> ..... | 37 |
| <b>2.4</b> | <b>PEMERINTAHAN LAINNYA</b><br><b><i>OTHERS</i></b>   |    |
| 2.4.1      | Banyaknya Akta Kelahiran yang Dikeluarkan Menurut Kecamatan di Kabupaten Banyuwangi, 2013-2017<br><i>Number of Birth Certificate Issued by Subdistrict of Banyuwangi Regency, 2013-2017</i> .....                         | 40 |
| 2.4.2      | Banyaknya Sertifikat Tanah yang Dikeluarkan Menurut Jenis Hak Atas Tanah di Kabupaten Banyuwangi, 2011-2015<br><i>Number of Land Certificates Issued by Land Rights of Banyuwangi Regency, 2011-2015</i> .....            | 41 |
| 2.4.3      | Banyaknya Perkara yang Diterima dan Diselesaikan Menurut Bulan di Kabupaten Banyuwangi, 2017<br><i>Number of Cases Accepted and Resolved by Months of Banyuwangi Regency, 2017</i> .....                                  | 42 |
| 2.4.4      | Banyaknya Narapidana Menurut Bulan dan Jenis Kelamin di Kabupaten Banyuwangi, 2017<br><i>Number of Inmates by Month and Sex of Banyuwangi Regency, 2017</i> .....   | 43 |
| 2.4.5      | Banyaknya Tahanan Menurut Bulan dan Jenis Kelamin di Kabupaten Banyuwangi, 2017<br><i>Number of Prisoner by Month and Sex of Banyuwangi Regency, 2017</i> .....   | 44 |
| 2.4.6      | Banyaknya Kecelakaan dan Korban Lalu Lintas di Kabupaten Banyuwangi, 2009-2017<br><i>Number of Traffic Accident and Victims of Kabupaten Regency, 2009-2017</i> .....   | 45 |

**3. PENDUDUK DAN KETENAGAKERJAAN**  
***POPULATION AND EMPLOYMENT***

**3.1 KEPENDUDUKAN**  
***POPULATION***

- 3.1.1 Luas Wilayah, dan Jumlah Penduduk Menurut Kecamatan di Kabupaten Banyuwangi, 2017  
*Areas and Population by Subdistricts of Banyuwangi Regency, 2017*..... 55
- 3.1.2 Jumlah Penduduk dan Laju Pertumbuhan Penduduk di Kabupaten Banyuwangi 2000, 2010 dan 2017  
*Population and Population Growth Rate of Banyuwangi Regency 2000, 2010 and 2017* ..... 56
- 3.1.3 Jumlah Penduduk Menurut Jenis Kelamin dan Rasio Jenis Kelamin di Kabupaten Banyuwangi, 2017  
*Population by Sex and Sex Ratio of Banyuwangi Regency, 2017*..... 57
- 3.1.4 Banyaknya Penduduk, Rumah Tangga, dan Rata-rata Anggota RumahTangga di Kabupaten Banyuwangi, 1990, 2000, 2010-2017  
*Population, Number of Households and Average Household Size of Banyuwangi Regency, 1990, 2000, 2010-2017* ..... 58
- 3.1.5 Banyaknya Penduduk Menurut Kelompok Umur dan Jenis Kelamin di Kabupaten Banyuwangi, 2017  
*Number of Population by Age Group and Sex of Banyuwangi Regency, 2017*..... 59
- 3.1.6 Proyeksi Penduduk Menurut Kelompok Umur Sasaran Program di Kabupaten Banyuwangi, 2017  
*Population Projection by Target Age Group Program of Banyuwangi Regency, 2017*..... 60

## **3.2 KETENAGAKERJAAN EMPLOYMENT**

- 3.2.1 Penduduk Berumur 15 Tahun Keatas Menurut Jenis Kegiatan Utama di Kabupaten Banyuwangi, 2015 dan 2017  
*Population 15 Year of Age and Over by Type of Activity During The Previous Week of Banyuwangi Regency, 2015 and 2017*..... 61
- 3.2.2 Penduduk Berumur 15 Tahun Keatas Menurut Jenis Kegiatan Utama dan Jenis Kelamin di Kabupaten Banyuwangi, 2017  
*Population 15 Year of Age and Over by Type of Activity During The Previous Week and Sex of Banyuwangi Regency, 2017*..... 62
- 3.2.3 Penduduk Berumur 15 Tahun Keatas yang Termasuk Angkatan Kerja Menurut Kelompok Umur dan Jenis Kelamin di Kabupaten Banyuwangi, 2015  
*Population 15 Year of Age and Over Who Are In Labor Force by Age Group and Sex of Banyuwangi Regency, 2015*..... 63
- 3.2.4 Penduduk Berumur 15 Tahun Keatas yang Termasuk Angkatan Kerja dan Pendidikan yang Ditamatkan di Kabupaten Banyuwangi, 2015  
*Population 15 Year of Age and Over Who Are In Labor Force and Educational Attainment of Banyuwangi Regency, 2015*..... 64
- 3.2.5 Penduduk Berumur 15 Tahun Keatas yang Bekerja Menurut Kelompok Umur dan Jenis Kelamin di Kabupaten Banyuwangi, 2015  
*Population 15 Year of Age and Over Who Worked by Age Group and Sex of Banyuwangi Regency, 2015*..... 65
- 3.2.6 Penduduk Berumur 15 Tahun Keatas yang Bekerja Menurut Pendidikan Tertinggi yang Ditamatkan dan Jenis Kelamin di Kabupaten Banyuwangi, 2015  
*Population 15 Year of Age and Over Who Worked by Educational Attainment and Sex of Banyuwangi Regency, 2015*..... 66

|            |   |    |
|------------|---|----|
| 3.2.7      | Penduduk Berumur 15 Tahun Keatas yang Bekerja Menurut Lapangan Usaha dan Jenis Kelamin di Kabupaten Banyuwangi, 2015<br><i>Population 15 Year of Age and Over Who Worked by Main Industry and Sex of Banyuwangi Regency, 2015</i> .....                                 | 67 |
| 3.2.8      | Penduduk Berumur 15 Tahun Keatas yang Bekerja Menurut Status Pekerjaan dan Jenis Kelamin di Kabupaten Banyuwangi, 2015<br><i>Population 15 Year of Age and Over Who Worked by Main Industry and Sex of Banyuwangi Regency, 2015</i> .....                               | 68 |
| 3.2.9      | Jumlah Pencari Kerja yang Terdaftar Menurut Tingkat Pendidikan yang Ditamatkan dan Jenis Kelamin di Kabupaten Banyuwangi, 2017<br><i>Number of Registered Job Seeker by Educational Attainment and Sex of Banyuwangi Regency, 2017</i> .....                            | 69 |
| <b>4.</b>  | <b>SOSIAL</b><br><b>SOCIAL</b>  |    |
| <b>4.1</b> | <b>PENDIDIKAN</b><br><b>EDUCATION</b>   |    |
| 4.1.1      | Angka Partisipasi Sekolah di Kabupaten Banyuwangi, 2013-2017<br><i>School Participation Rate of Banyuwangi Regency, 2013-2017</i> .....   | 76 |
| 4.1.2      | Angka Partisipasi Murni (APM) dan Angka Partisipasi Kasar (APK) Menurut Jenjang Pendidikan di Kabupaten Banyuwangi, 2017<br><i>Pure Participation Rate and Crude Participation Rate by Level of Education of Banyuwangi Regency, 2017</i> .....                         | 77 |
| 4.1.3      | Banyaknya Sekolah, Murid, Guru dan Rasio Murid-Guru Taman Kanak-Kanak Menurut Kecamatan di Kabupaten Banyuwangi, 2017-2018<br><i>Number of Schools, Pupils, Teachers, and Pupil-Teacher Ratio of Kindergarten by Subdistrict of Banyuwangi Regency, 2017-2018</i> ..... | 78 |

|       |  |    |
|-------|--|----|
| 4.1.4 | Banyaknya Sekolah, Murid, Guru dan Rasio Murid-Guru Raudatul Athfal/Bustanul Athfal Menurut Kecamatan di Kabupaten Banyuwangi, 2017-2018<br><i>Number of Schools, Pupils, Teachers, and Pupil-Teacher Ratio of Raudatul Athfal/Bustanul Athfal by Subdistrict of Banyuwangi Regency, 2017-2018</i> ..... | 79 |
| 4.1.5 | Banyaknya Sekolah, Murid, Guru dan Rasio Murid-Guru Sekolah Dasar Menurut Kecamatan di Kabupaten Banyuwangi, 2017-2018<br><i>Number of Schools, Pupils, Teachers, and Pupil-Teacher Ratio of Elementary Schools by Subdistrict of Banyuwangi Regency, 2017-2018</i> .....                                | 80 |
| 4.1.6 | Banyaknya Sekolah, Murid, Guru dan Rasio Murid-Guru Madrasah Ibtidaiyah (MI) Menurut Kecamatan di Kabupaten Banyuwangi, 2017-2018<br><i>Number of Schools, Pupils, Teachers, and Pupil-Teacher Ratio of Islamic Elementary Schools by Subdistrict of Banyuwangi Regency, 2017-2018</i> .....             | 81 |
| 4.1.7 | Banyaknya Sekolah, Murid, Guru dan Rasio Murid-Guru Sekolah Menengah Pertama (SMP) Menurut Kecamatan di Kabupaten Banyuwangi, 2017-2018<br><i>Number of Schools, Pupils, Teachers, and Pupil-Teacher Ratio Of Junior High Schools by Subdistrict of Banyuwangi Regency, 2017-2018</i> .....              | 82 |
| 4.1.8 | Banyaknya Sekolah, Murid, Guru dan Rasio Murid-Guru Madrasah Tsanawiyah (MTS) Menurut Kecamatan di Kabupaten Banyuwangi, 2017-2018<br><i>Number of Schools, Pupils, Teachers, and Pupil-Teacher Ratio of Islamic Junior High Schools by Subdistrict of Banyuwangi Regency, 2017-2018</i> .....           | 83 |
| 4.1.9 | Banyaknya Sekolah, Murid, Guru dan Rasio Murid-Guru Sekolah Menengah Tingkat Atas Menurut Jenis Sekolah di Kabupaten Banyuwangi, 2017-2018<br><i>Number of Schools, Pupils, Teachers, and Pupil-Teacher Ratio of Senior High Schools by Type of Banyuwangi Regency, 2017-2018</i> .....                  | 84 |

|            |   |    |
|------------|---|----|
| 4.1.10     | Banyaknya Sekolah, Murid, Guru dan Rasio Murid-Guru Sekolah Menengah Atas (SMA) Menurut Kecamatan di Kabupaten Banyuwangi, 2017-2018<br><i>Number of Schools, Pupils, Teachers, and Pupil-Teacher Ratio of Senior High Schools by Subdistrict of Banyuwangi Regency, 2017-2018</i> .....                      | 85 |
| 4.1.11     | Banyaknya Sekolah, Murid, Guru dan Rasio Murid-Guru Sekolah Menengah Kejuruan (SMK) Menurut Kecamatan di Kabupaten Banyuwangi, 2017-2018<br><i>Number of Schools, Pupils, Teachers, and Pupil-Teacher Ratio of Vocational Senior High Schools (SMK) by Subdistrict of Banyuwangi Regency, 2017-2018</i> ..... | 86 |
| 4.1.12     | Banyaknya Sekolah, Murid, Guru dan Rasio Murid-Guru Sekolah Madrasah Aliyah (MA) Menurut Kecamatan di Kabupaten Banyuwangi, 2017-2018<br><i>Number of Schools, Pupils, Teachers, and Pupil-Teacher Ratio of Islamic Senior High Schools by Subdistrict of Banyuwangi Regency, 2017-2018</i> .....             | 87 |
| <b>4.2</b> | <b>KESEHATAN dan KB</b><br><b>HEALTH and FAMILY PLANNING</b>  |    |
| 4.2.1      | Banyaknya Fasilitas Kesehatan di Kabupaten Banyuwangi, 2009-2017<br><i>Number of Health Facilities of Banyuwangi Regency, 2009-2017</i> .....   | 88 |
| 4.2.2      | Banyaknya Fasilitas Kesehatan Menurut Kecamatan di Kabupaten Banyuwangi, 2017<br><i>Number Health Facilities by Subdistrict of Banyuwangi Regency, 2017</i> .....   | 89 |
| 4.2.3      | Banyaknya Tenaga Kesehatan Menurut Unit Kerja dan Sarana Pelayanan Kesehatan di Kabupaten Banyuwangi, 2017<br><i>Number of Health Workers by Unit of Work and Health Care Facilities of Banyuwangi Regency, 2017</i> .....  | 90 |

|        |  |    |
|--------|--|----|
| 4.2.4  | Banyaknya Dokter Spesialis, Dokter Umum, dan Dokter Gigi di Sarana Pelayanan Kesehatan Banyuwangi, 2017<br><i>Number of Specialist, General Practitioner, and Dentist in Health Care Facilities of Banyuwangi Regency, 2017</i> .....                                  | 92 |
| 4.2.5  | Banyaknya Kelahiran Menurut Penolong Kelahiran di Kabupaten Banyuwangi, 2009-2017<br><i>Number of Births by Medical Personnel of Banyuwangi Regency, 2009-2017</i> .....   | 93 |
| 4.2.6  | Banyaknya Balita yang Pernah Mendapat Imunisasi Menurut Jenis Imunisasi di Kabupaten Banyuwangi, 2016<br><i>Number of Toddlers Who Have Got Immunization by Type of Immunization of Banyuwangi Regency, 2016</i> .....   | 94 |
| 4.2.7  | Jumlah Kasus 10 Penyakit Terbanyak di Kabupaten Banyuwangi, 2015<br><i>Number of 10 Most Diseases Cases of Banyuwangi Regency, 2015</i> .....  | 96 |
| 4.2.8  | Jumlah Bayi Lahir, Bayi Berat Badan Rendah (BBLR), BBLR Dirujuk, dan Bergizi di Kabupaten Banyuwangi, 2009-2017<br><i>Number of Babies Born, Babies of Low Weight (BLW), BLW was Referred, and Nutritious Health Facilities of Banyuwangi Regency, 2009-2017</i> ..... | 97 |
| 4.2.9  | Jumlah Ibu Hamil, Melakukan Kunjungan K1, Melakukan Kunjungan K4, KEK, dan Mendapat Tablet Zat Besi (Fe) di Kabupaten Banyuwangi, 2009-2017<br><i>Number of Pregnant Women, visit to K1, K4, KEK, and Got a Tablet of Iron (Fe) of Banyuwangi Regency, 2009-2017</i> . | 98 |
| 4.2.10 | Jumlah Kasus HIV/AIDS, IMS, DBD, Diare, Tuberkulosis, dan Malaria Menurut Kecamatan di Kabupaten Banyuwangi, 2017<br><i>Number of Cases of HIV/AIDS, IMS, DBD, Diarrhea, Tuberculosis, and Malaria by Subdistrict of Banyuwangi Regency, 2017</i> .....                | 99 |



|            |  |     |
|------------|--|-----|
| 4.2.11     | Banyaknya Klinik Keluarga Berencana (KKB) dan Pos Pelayanan Keluarga Berencana Desa (PPKBD) Menurut Kecamatan di Kabupaten Banyuwangi, 2017<br><i>Number of Family Planning Clinics (FPC) and Rural Postal Family Planning Services (PPKBD) by Subdistrict of Banyuwangi Regency, 2017</i> ..... | 100 |
| 4.2.12     | Banyaknya Pasangan Usia Subur dan Peserta KB Aktif Menurut Kecamatan di Kabupaten Banyuwangi, 2017<br><i>Number of Eligible Spouse and Family Planning Active Participants by Subdistrict of Banyuwangi Regency, 2017</i> .....  | 101 |
| <b>4.3</b> | <b>SOSIAL LAINNYA</b><br><b><i>OTHER SOCIAL</i></b>  |     |
| 4.3.1      | Jumlah Penduduk menurut Kecamatan dan Agama yang Dianut 2017<br><i>Population by Subdistrict and Religion Embraced, 2017</i> .....   | 103 |
| 4.3.2      | Banyaknya Tempat Peribadatan Menurut Kecamatan di Kabupaten Banyuwangi, 2017<br><i>Number of Place of Worship by Subdistrict of Banyuwangi Regency, 2017</i> .....   | 104 |
| <b>5.</b>  | <b>PERTANIAN</b><br><b><i>AGRICULTURE</i></b>  |     |
| <b>5.1</b> | <b>TANAMAN PANGAN</b><br><b><i>FOOD CROPS</i></b>  |     |
| 5.1.1      | Luas Lahan Sawah Dirinci Menurut Jenis Pengairan dan Kecamatan di Kabupaten Banyuwangi, 2016<br><i>Area of Rice Field Specified By Type of Irrigation and Subdistrict of Banyuwangi Regency, 2016</i> .....  | 109 |
| 5.1.2      | Luas Panen, Produksi, dan Produktivitas Padi (Padi Sawah dan Padi Ladang) Menurut Kecamatan di Kabupaten Banyuwangi, 2017<br><i>Harvested Area, Production and Productivity of Rice (Rice and Paddy Field) by Subdistrict of Banyuwangi Regency, 2017</i> .....                                  | 110 |

|            |   |     |
|------------|---|-----|
| 5.1.3      | Luas Panen, Produksi, dan Produktivitas Jagung dan Kedelai Menurut Kecamatan di Kabupaten Banyuwangi, 2017<br><i>Harvested Area, Production and Productivity of Corn and Soybeans by Subdistrict of Banyuwangi Regency, 2017</i> .....                  | 111 |
| 5.1.4      | Luas Panen, Produksi, dan Produktivitas Kacang Tanah dan Kacang Hijau Menurut Kecamatan di Kabupaten Banyuwangi, 2017<br><i>Harvested Area, Production and Productivity of Peanuts and Green Beans by Subdistrict of Banyuwangi Regency, 2017</i> ..... | 112 |
| 5.1.5      | Luas Panen, Produksi, dan Produktivitas Ubi Kayu dan Ubi Jalar Menurut Kecamatan di Kabupaten Banyuwangi, 2017<br><i>Harvested Area, Production and Productivity of Cassava and Sweet Potatoes by Subdistrict of Banyuwangi Regency, 2017</i> .....     | 113 |
| <b>5.2</b> | <b>HORTIKULTURA</b><br><b>HORTICULTURAL</b>   |     |
| 5.2.1      | Luas Panen Sayur-sayuran Menurut Kecamatan, 2017<br><i>Harvested Area of Vegetables by Subdistrict, 2017</i> .....  | 114 |
| 5.2.2      | Produksi Sayur-sayuran Menurut Kecamatan, 2017<br><i>Production of Vegetables by Subdistrict, 2017</i> .....  | 116 |
| 5.2.3      | Luas Panen Buah-buahan Menurut Kecamatan, 2017<br><i>Harvested Area of Fruits by Subdistrict, 2017</i> .....  | 118 |
| 5.2.4      | Produksi Buah-buahan Menurut Kecamatan, 2017<br><i>Production of Fruits by Subdistrict, 2017</i> .....  | 120 |
| <b>5.3</b> | <b>PERKEBUNAN</b><br><b>PLANTATION</b>  |     |
| 5.3.1      | Luas Panen Tanaman Perkebunan Menurut Kecamatan dan Jenis Tanaman di Kabupaten Banyuwangi, 2017<br><i>Plantation Harvested Area by Subdistrict and Plant Species of Banyuwangi Regency, 2017</i> .....  | 122 |

|            |   |     |
|------------|---|-----|
| 5.3.2      | Produksi Tanaman Perkebunan Menurut Kecamatan dan Jenis Tanaman di Kabupaten Banyuwangi, 2017<br><i>Plantation Production by Subdistrict and Plant Species of Banyuwangi Regency, 2017</i> .....          | 124 |
| <b>5.4</b> | <b>PETERNAKAN</b><br><b>LIVESTOCK</b>   |     |
| 5.4.1      | Populasi Ternak Menurut Kecamatan dan Jenis Ternak di Kabupaten Banyuwangi, 2017<br><i>Livestock Population by Subdistrict and Types of Banyuwangi Regency, 2017</i> .....                                | 126 |
| 5.4.2      | Populasi Unggas Menurut Kecamatan dan Jenis Unggas di Kabupaten Banyuwangi, 2017<br><i>Poultry Population by Subdistricts and Types of Banyuwangi Regency, 2017</i> .....                                 | 127 |
| 5.4.3      | Jumlah Ternak yang Dipotong Menurut Kecamatan dan Jenis Ternak di Kabupaten Banyuwangi, 2014<br><i>Number of Livestock to be Cut by Subdistricts and Types of Banyuwangi Regency, 2014</i> .....          | 128 |
| 5.4.4      | Produksi Daging, dan Susu Menurut Jenisnya, 2017<br><i>Production of Meat and Milk by Type, 2017</i> .....  | 129 |
| 5.4.5      | Produksi Telur Menurut Jenisnya, 2016-2017<br><i>Production of Eggs by Type, 2016-2017</i> .....  | 130 |
| <b>5.5</b> | <b>PERIKANAN</b><br><b>FISHERIES</b>  |     |
| 5.5.1      | Produksi Perikanan Tangkap Menurut Kecamatan dan Subsektor di Kabupaten Banyuwangi, 2016-2017<br><i>Capture Fisheries Production by Subdistrict and Sub Sector of Banyuwangi Regency, 2016-2017</i> ..... | 131 |
| 5.5.2      | Produksi dan Nilai Produksi Ikan Air Tawar Menurut Jenisnya, 2017<br><i>Production and Value of Freshwater Fish Production by Type, 2017</i> .....  | 132 |

|            |  |     |
|------------|--|-----|
| 5.5.3      | Produksi dan Nilai Produksi Ikan Laut Menurut Jenisnya, 2016-2017<br><i>Production and Value of Marine Fish Production by Type, 2016-2017</i> .....  | 133 |
| 5.5.4      | Produksi dan Nilai Produksi Penangkapan Di Perairan Umum Menurut Jenis Produksi dan Jenis Perairan, 2017<br><i>Production and Value of Production Arrest In Open Water by Type of Production and Type of Waters, 2017</i> .....      | 134 |
| 5.5.5      | Luas Areal Budidaya Ikan Menurut Kecamatan dan Jenis Budidaya, 2017<br><i>Extensive Aquaculture Area by Subdistrict and Subdistricts and Types of Cultivation, 2017</i> .....  | 135 |
| 5.5.6      | Banyaknya Rumahtangga Perikanan/Pemilik (RTP) dan Buruh Perikanan Budidaya (RTBP) dan Jenis Budidaya, 2017<br><i>Number of Fisheries Household/Owner (RTP) and Aquaculture Workers (RTBP) and Type of Cultivation, 2017</i> .....    | 136 |
| 5.5.7      | Jumlah Perahu/Kapal Menurut Kecamatan dan Jenis Kapal di Kabupaten Banyuwangi, 2017<br><i>Number of The Boats/Ships by Subdistricts and Types of Banyuwangi Regency, 2017</i> .....  | 138 |
| 5.5.8      | Jumlah Perahu dan Kapal (unit) Dirinci Menurut Kapasitas Mesin per Kecamatan Di Kabupaten Banyuwangi, 2016<br><i>Number of Boats and Ships (units) Specified to Engine Capacity by Subdistrict of Banyuwangi Regency, 2016</i> ..... | 139 |
| <b>5.6</b> | <b>Kehutanan</b><br><b>Forestry</b>  |     |
| 5.6.1      | Luas Kawasan Hutan (Ha) KPH Banyuwangi Utara Menurut Fungsinya, 2017<br><i>Extensive Forest Area (Ha) North Banyuwangi KPH by Functions, 2017</i> .....  | 140 |

|       |   |     |
|-------|---|-----|
| 5.6.2 | Produksi Hasil Hutan KPH Banyuwangi Utara Menurut Jenis Produksi, 2017<br><i>Forestry Production North Banyuwangi KPH by Type of Production, 2017</i> .....   | 141 |
| 5.6.3 | Luas Kawasan Hutan (Ha) KPH Banyuwangi Barat Menurut Fungsinya, 2016<br><i>Extensive Forest Area (Ha) West Banyuwangi KPH by Functions, 2016</i> .....        | 142 |
| 5.6.4 | Produksi Hasil Hutan KPH Banyuwangi Barat Menurut Jenis Produksi, 2016<br><i>Forestry Production West Banyuwangi KPH by Type of Production, 2016</i> .....    | 143 |
| 5.6.5 | Luas Kawasan Hutan (Ha) KPH Banyuwangi Selatan Menurut Fungsinya, 2017<br><i>Extensive Forest Area (Ha) South Banyuwangi KPH by Functions, 2017</i> .....     | 144 |
| 5.6.6 | Produksi Hasil Hutan KPH Banyuwangi Selatan Menurut Jenis Produksi, 2017<br><i>Forestry Production South Banyuwangi KPH by Type of Production, 2017</i> ..... | 147 |

## **6. PERINDUSTRIAN DAN ENERGI INDUSTRY AND ENERGY**

### **6.1 INDUSTRI INDUSTRY**

|       |   |     |
|-------|---|-----|
| 6.1.1 | Jumlah Industri Menurut Jenis di Kabupaten Banyuwangi, 2017<br><i>Number of Industries by Type of Banyuwangi Regency, 2017</i> ....                           | 155 |
| 6.1.2 | Jumlah Tenaga Kerja Perindustrian Menurut Jenis di Kabupaten Banyuwangi, 2015<br><i>Number of Industries Labour by Type of Banyuwangi Regency, 2015</i> ..... | 158 |

## **6.2 ENERGI ENERGY**

|       |  |     |
|-------|--|-----|
| 6.2.1 | Daya Terpasang, Produksi, dan Distribusi Listrik PT. PLN (Persero) pada Cabang/Ranting PLN di Kabupaten Banyuwangi, 2008-2017<br><i>Installed Power, Production, and Distribution of Electricity PT. PLN (Persero) on Branch/Twig PLN of Banyuwangi Regency, 2008-2017</i> ..... | 161 |
| 6.2.2 | Banyaknya Pelanggan Listrik Menurut Kecamatan di Kabupaten Banyuwangi, 2012-2017<br><i>Number of Electric Customers by Subdistrict of Banyuwangi Regency, 2012-2017</i> .....  | 162 |
| 6.2.3 | Jumlah Pelanggan dan Daya Tersambung (KVA) Menurut Golongan Tarif, 2016-2017<br><i>Number of Customers and Installed Ellectrical Power (KVA) by Type and Group Rates, 2016-2017</i> .....  | 163 |
| 6.2.4 | Jumlah Pelanggan dan Energi Terjual (kWh) Menurut Golongan Tarif, 2016-2017<br><i>Number of Customers and Sold Energy (KVA) by Group Rates, 2016-2017</i> .....  | 164 |
| 6.2.5 | Banyaknya Pelanggan PDAM Menurut Jenis Konsumen di Kabupaten Banyuwangi, 2013-2017<br><i>Number of PDAM Customers by Type of Consumer of Banyuwangi Regency, 2013-2017</i> .....   | 165 |
| 6.2.6 | Banyaknya Air Minum yang Disalurkan Menurut Jenis Konsumen di Kabupaten Banyuwangi, 2013-2017<br><i>Number of Drinking Water Distributed by Type of Consumer of Banyuywangi Regency, 2013-2017</i> .....   | 166 |
| 6.2.7 | Air Minum PDAM Yang Terjual Menurut Bulan, 2017<br><i>Drinking Water of PDAM Sold By Month, 2017</i> .....   | 167 |

|           |   |     |
|-----------|---|-----|
| 6.2.8     | Banyaknya Pelanggan Air Minum yang Disalurkan PDAM dan Nilainya Menurut Kategori Pelanggan, 2017<br><i>Number of PDAM Customers Drinking Water Distributed and Its Value According to Customer Categories, 2017</i> ..... | 168 |
| 6.2.9     | Banyaknya Pelanggan, Konsumsi, Nilai Penjualan, dan Harga Rata-rata PDAM, 2017<br><i>Number of Customers, Consumption, Sales Value, and Average Price of PDAM, 2017</i> .....   | 169 |
| <b>7.</b> | <b>PERDAGANGAN</b><br><b>TRADE</b>  |     |
| 7.1       | Banyaknya Perusahaan Menurut Bentuk Badan Hukum di Kabupaten Banyuwangi, 2013-2017<br><i>Number of Companies by Legal Entity Form of Banyuwangi Regency, 2013-2017</i> .....  | 175 |
| 7.2       | Banyaknya Sarana Perdagangan Menurut Jenisnya di Kabupaten Banyuwangi, 2017<br><i>Number of Means Trading by Type of Banyuwangi Regency, 2017</i> .....   | 176 |
| 7.3       | Jumlah Koperasi Menurut Jenis Koperasi dan Kecamatan di Kabupaten Banyuwangi, 2017<br><i>Number of Cooperatives by Type and Subdistrict of Banyuwangi Regency, 2017</i> .....   | 177 |
| 7.4       | Jumlah Anggota Koperasi Menurut Jenis Koperasi dan Kecamatan di Kabupaten Banyuwangi, 2017<br><i>Number of Cooperative Members by Type of Cooperatives and Subdistrict of Banyuwangi Regency, 2017</i> .....              | 179 |
| 7.5       | Banyaknya Persediaan dan Pengeluaran Beras (Ton) Menurut Bulan dan Jenis Mutasi, 2017<br><i>Number of Supplies and Expenses Rice (Ton) by Month and Mutation Type, 2017</i> .....   | 181 |

**8. TRANSPORTASI, KOMUNIKASI,  
DAN PARIWISATA**  
*TRANSPORTATION, COMMUNICATION  
AND TOURISM*

**8.1 Transportasi**  
*Transportation*

|       |  |     |
|-------|--|-----|
| 8.1.1 | Panjang Jalan Menurut Pemerintahan yang Berwenang di Kabupaten Banyuwangi (km), 2013-2017<br><i>Length of Road by Government Authorities of Banyuwangi Regency (km), 2013-2017</i> ..... | 188 |
| 8.1.2 | Panjang Jalan Menurut Jenis Permukaan di Kabupaten Banyuwangi (km), 2013-2017<br><i>Length of Road by Type of Road Surface of Banyuwangi Regency (km), 2013-2017</i> .....               | 189 |
| 8.1.3 | Panjang Jalan Menurut Kondisi Jalan di Kabupaten Banyuwangi (km), 2013-2017<br><i>Length of Road by Type of Road Conditions of Banyuwangi Regency (km), 2013-2017</i> .....              | 190 |
| 8.1.4 | Panjang Jalan Menurut Kelas Jalan di Kabupaten Banyuwangi (km), 2013-2017<br><i>Length of Road by Type of Road Class of Banyuwangi Regency (km), 2013-2017</i> .....                     | 191 |
| 8.1.5 | Banyaknya Kendaraan Bermotor Menurut Jenis Kendaraan di Kabupaten Banyuwangi (unit), 2013-2017<br><i>Number of Motor Vehicles By Type of Banyuwangi Regency (units), 2013-2017</i> ..... | 192 |
| 8.1.6 | Banyaknya Surat Ijin Mengemudi (SIM) Dikeluarkan Menurut Jenis, 2013-2017<br><i>Number of Driving License (SIM) Issued by Type, 2013-2017</i> ..   | 193 |
| 8.1.7 | Jumlah Produksi Angkutan Penyeberangan Ketapang, 2017<br><i>Number of Production Ketapang Ferry Transportation, 2017</i> ..  | 194 |



|            |  |     |
|------------|--|-----|
| 8.1.8      | Jumlah Produksi Angkutan Penyeberangan Gilimanuk, 2017<br><i>Number of Production Gilimanuk Ferry Transportation, 2017.</i>  | 198 |
| 8.1.9      | Kunjungan dan Bongkar Muat Kapal di Pelabuhan Tanjung Wangi, 2017<br><i>Visits and Loading and Discharging Ship In Tanjung Wangi Harbour, 2017</i> .....                   | 202 |
| 8.1.10     | Jumlah Kunjungan Kapal Menurut Jenis Pelayaran di Pelabuhan Tanjung Wangi, 2017<br><i>Number of Ship Visits by Type of Sea Voyage In Tanjung Wangi Harbour, 2017</i> ..... | 203 |
| 8.1.11     | Jumlah Kunjungan Kapal dan Arus Penumpang di Pelabuhan Tanjung Wangi, 2017<br><i>Number of Ship Visits and Passenger Flows In Tanjung Wangi Harbour, 2017</i> .....        | 204 |
| 8.1.12     | Jumlah Penumpang Melalui Bandar Udara Blimbingsari, 2016-2017<br><i>Number of Passengers Through Blimbingsari Airport, 2016-2017</i> .....                                 | 205 |
| 8.1.13     | Jumlah Penerbangan dan Muatan Melalui Bandar Udara Blimbingsari, 2017<br><i>Number of Flights and Cargo Through Blimbingsari Airport, 2017</i> .....                       | 206 |
| <b>8.2</b> | <b>KOMUNIKASI<br/>COMMUNICATION</b>  |     |
| 8.2.1      | Produksi Pos Menurut Jenisnya di Kabupaten Banyuwangi, 2013-2017<br><i>Post Production by Type of Banyuwangi Regency, 2013-2017</i> .....                                  | 207 |
| 8.2.2      | Banyaknya Surat Pos Dalam dan Luar Negeri yang Dikirim, 2006-2017<br><i>Number of Sent Postal Mail and Abroad Sent, 2006-2017</i> .....                                    | 208 |

|            |  |     |
|------------|--|-----|
| 8.2.3      | Banyaknya Wesel Pos dalam dan Luar Negeri Serta Nilainya yang Diterima dan Dikirim, 2006-2017<br><i>Number of Domestic and Abroad Postal Money Orders and Received and Sent Value, 2006-2017</i> .....                 | 209 |
| 8.2.4      | Banyaknya Giro dan Cek Pos Yang Diterima dan Dibayar, 2006-2017<br><i>Number of Giro and Postal Cheque Received and Paid, 2006-2017</i> .....  | 210 |
| 8.2.5      | Data Alat Produksi Kantor Pos dan Giro di Kabupaten Banyuwangi, 2006-2017<br><i>Data of Post Office Production and Giro of Banyuwangi Regency, 2006-2017</i> .....   | 211 |
| 8.2.6      | Banyaknya Paket Pos Dalam Negeri dan Luar Negeri yang Dikirim dan Diterima, 2006-2017<br><i>Number of Sent and Received Parcel Post Within the Country And Abroad, 2006-2017</i> .....                                 | 212 |
| <b>8.3</b> | <b>PARIWISATA</b><br><b>TOURISM</b>  |     |
| 8.3.1      | Banyaknya Hotel dan Restoran/Rumah Makan di Kabupaten Banyuwangi, 2013-2017<br><i>Number of Hotels and Restaurants of Banyuwangi Regency, 2013-2017</i> .....  | 213 |
| 8.3.2      | Akomodasi, Kamar, dan Tempat Tidur yang Tersedia Menurut Kecamatan di Kabupaten Banyuwangi, 2014-2015<br><i>Accommodations, Rooms, and Beds Available by Subdistrict of Banyuwangi Regency, 2014-2015</i> .....        | 214 |
| 8.3.3      | Jumlah Wisatawan Domestik dan Mancanegara yang Menginap pada Hotel di Kabupaten Banyuwangi, 2016-2017<br><i>Number of Domestic Visitors and Foreign Visitors Stay at Hotels of Banyuwangi Regency, 2016-2017</i> ..... | 215 |

## **9. KEUANGAN DAN HARGA** ***FINANCE AND PRICE***

### **9.1 KEUANGAN** ***FINANCE***

- 9.1.1 Realisasi Penerimaan Daerah Menurut Jenis Penerimaan di Kabupaten Banyuwangi (Miliar Rupiah), 2013-2017  
*Realization of Local Revenue by Type of Reception of Banyuwangi Regency (Billion Rupiah), 2013-2017*..... 221
- 9.1.2 Realisasi Pengeluaran Daerah Menurut Jenis Pengeluaran di Kabupaten Banyuwangi (Miliar Rupiah), 2013-2017  
*Realization Of Regional Expenditure by Type of Expenditure of Banyuwangi Regency (Billion Rupiah), 2013-2017*..... 222
- 9.1.3 Realisasi Penerimaan Pajak Bumi dan Bangunan Sektor Perkotaan Menurut Kecamatan dan Pemasukannya, 2017  
*Realization of Building and Land Taxes of Urban Sector by Subdistrict and Revenues, 2017*..... 224
- 9.1.4 Realisasi Penerimaan Pajak Bumi dan Bangunan Sektor Pedesaan Menurut Kecamatan dan Pemasukannya, 2017  
*Realization of Building and Land Taxes of Rural Sector by Subdistrict and Revenues, 2017*..... 225
- 9.1.5 Penerimaan Pajak Kendaraan Bermotor (PKB) dan Bea Balik Nama Kendaraan Bermotor (BBNKB) Menurut Bulan, 2017  
*Reception of Motor Vehicle Tax and Transfer of Motor Vehicle Title Fee by Month, 2017*..... 226

### **9.2 HARGA-HARGA** ***PRICES***

- 9.2.1 Harga Eceran Beras dan Beberapa Komoditi di Kabupaten Banyuwangi, 2017  
*The Retail Price of Rice and Several Commodities of Banyuwangi Regency, 2017*..... 227

## **10. PENGELUARAN DAN KONSUMSI PENDUDUK POPULATION EXPENDITURE AND CONSUMPTION**

- 10.1 Pengeluaran Rata-rata per Kapita Sebulan Menurut Kelompok Barang Makanan di Kabupaten Banyuwangi, 2013-2017  
*Average Expenditure Per Capita Per Month by Food Group in Banyuwangi Regency (rupiahs), 2013-2017*..... 235
- 10.2 Pengeluaran Rata-rata per Kapita Sebulan Menurut Kelompok Barang Bukan Makanan di Kabupaten Banyuwangi, 2013-2017  
*Average Expenditure Per Capita Per Month by Non Food Group in Banyuwangi Regency (rupiahs), 2013-2017*..... 236

## **11. PENDAPATAN REGIONAL REGIONAL INCOME**

- 11.1 Produk Domestik Regional Bruto Atas Dasar Harga Berlaku Menurut Lapangan Usaha di Kabupaten Banyuwangi (Juta Rupiah), 2015-2017  
*Gross Domestic Regional Product at Current Market Prices by Industrial Origin of Banyuwangi Regency (million rupiahs), 2015-2017*..... 241
- 11.2 Produk Domestik Regional Bruto Atas Dasar Harga Berlaku Menurut Lapangan Usaha di Kabupaten Banyuwangi (Juta Rupiah), 2015-2017  
*Gross Domestic Regional Product at Current Market Prices by Industrial Origin of Banyuwangi Regency (million rupiahs), 2015-2017*..... 243
- 11.3 Laju Pertumbuhan Produk Domestik Regional Bruto Atas Dasar Harga Konstan 2010 Menurut Lapangan Usaha di Kabupaten Banyuwangi (Juta Rupiah), 2015-2017  
*Growth Rate of Gross Domestic Regional Product at 2010 Constant Market Prices by Industrial Origin of Banyuwangi Regency (million rupiahs), 2015-2017* ..... 245

## **12. PERBANDINGAN ANTAR KABUPATEN/KOTA REGENCY/MUNICIPALITY COMPARISON**

- 12.1 Jumlah Penduduk Menurut Kabupaten/Kota di Provinsi Jawa Timur, 2014-2017  
*Population by Regency/ Municipality in Jawa Timur Province, 2014-2017* ..... 251
- 12.2 Laju Pertumbuhan Produk Domestik Regional Bruto Kabupaten/ Kota Menurut Harga Konstan di Provinsi Jawa Timur (persen), 2014-2017  
*Growth Rate of Gross Domestic Regional Product at Constant Market Prices by Regency/Municipality in Jawa Timur Province (percent), 2014-2017*..... 253
- 12.3 Jumlah Penduduk Miskin Menurut Kabupaten/Kota di Provinsi Jawa Timur (ribu), 2014 - 2017  
*Number of Poor People by Regency/Municipality in Jawa Timur Province (thousand), 2014 - 2017*..... 255
- 12.4 Indeks Pembangunan Manusia Menurut Kabupaten/Kota di Provinsi Jawa Timur, 2014 - 2017  
*Human Development Index by Regency/Municipality in Jawa Timur Province, 2014 - 2017*..... 257
- 12.5 Produk Domestik Regional Bruto Atas Dasar Harga Berlaku Menurut Kabupaten/Kota di Provinsi Jawa Timur (miliar rupiah), 2014-2017  
*Gross Regional Domestic Product at Current Market Prices by Regency/Municipality in Jawa Timur Province (billion rupiahs), 2014-2017*..... 259
- 12.6 Produk Domestik Regional Bruto Atas Dasar Harga Konstan 2010 Menurut Kabupaten/Kota di Provinsi Jawa Timur (miliar rupiah), 2014-2017  
*Gross Regional Domestic Product at 2010 Constant Market Prices by Regency/Municipality in Jawa Timur Province (billion rupiahs), 2014-2017*..... 261

- 12.7 Produk Domestik Regional Bruto Perkapita Atas Dasar Harga Konstan 2010 Menurut Kabupaten/Kota di Provinsi Jawa Timur (Ribu Rupiah), 2014–2017  
*Per Capita Gross Regional Domestic Product at 2010 Constant Market Prices by Regency/Municipality in Jawa Timur Province (Thousand Rupiahs), 2014-2017* ..... 263
- 12.8 Produk Domestik Regional Bruto Atas Dasar Harga Berlaku Menurut Kabupaten/Kota di Provinsi Jawa Timur (miliar rupiah), 2014–2017  
*Gross Regional Domestic Product at Current Market Prices by Regency/Municipality in Jawa Timur Province (billion rupiahs), 2014–2017*..... 265

## DAFTAR GAMBAR / *LIST OF FIGURE*

|                                |  | Halaman /<br><i>Page</i> |
|--------------------------------|--|--------------------------|
| <u>Gambar</u><br><i>Figure</i> | 1.1 Peta Kabupaten Banyuwangi Menurut Luas Wilayah<br><i>Map of Banyuwangi Regency by Areas .....</i>  | 5                        |
| <u>Gambar</u><br><i>Figure</i> | 1.2 Peta Kabupaten Banyuwangi Menurut Ketinggian<br><i>Map of Banyuwangi Regency by Altitude.....</i>  | 6                        |
| <u>Gambar</u><br><i>Figure</i> | 3.1 Peta Kabupaten Banyuwangi Menurut Jumlah<br>Penduduk 2016<br><i>Map of Banyuwangi Regency by Population 2016...</i>  | 51                       |
| <u>Gambar</u><br><i>Figure</i> | 3.2 Peta Kabupaten Banyuwangi Kepadatan Penduduk<br>2016<br><i>Map of Banyuwangi Regency by Population Density,<br/>2016 .....</i>   | 52                       |
| <u>Gambar</u><br><i>Figure</i> | 3.3 Piramida Penduduk Kabupaten Banyuwangi 2016<br><i>Population Pyramid of Banyuwangi Regency 2016.</i>   | 53                       |
| <u>Gambar</u><br><i>Figure</i> | 3.4 Jumlah Penduduk Kabupaten Banyuwangi Hasil<br>Sensus Penduduk 1980, 1990, 2000, 2010<br><i>Population of Banyuwangi Regency Based On<br/>1980, 1990, 2000, 2010 Population Census.....</i> | 54                       |

<https://banyuwangikab.bps.go.id>



## PENJELASAN UMUM / *EXPLANATORY NOTES*

Tanda-tanda, satuan-satuan dan lain-lainnya yang digunakan dalam publikasi ini adalah sebagai berikut :

*Symbols, measurement units, and acronyms which are used in this publication, are as follows :*

### 1. TANDA-TANDA / *SYMBOLS*

|   |        |
|---|--------|
| Data dapat diabaikan / <i>Data Negligible</i>           | : 0    |
| Tanda decimal / <i>Decimal Point</i>                    | : ,    |
| Angka diperbaiki/ <i>Revised Figures</i>                | : *)   |
| Angka sementara/ <i>Preliminary Figures</i>             | : **)  |
| Angka sangat sementara/ <i>Very Preliminary Figures</i> | : ***) |

### 2. SATUAN / *UNITS*

|   |                                  |
|---|----------------------------------|
| hektar (ha) / <i>hectare</i> (ha)       | : 10 000 m <sup>2</sup>          |
| kilometer (km) / <i>kilometres</i> (km) | : 1 000 meter/ <i>meters</i> (m) |
| ton / <i>ton</i>                        | : 1 000 kg                       |

Satuan lain : buah, dus, butir, kaleng, batang, liter, lembar, meter kubik(m<sup>3</sup>), persen (%).

*Other units : unit, pack, grain, tin, rod, liters, sheet, metercubic (m<sup>3</sup>), percent (%).*

Perbedaan angka di belakang koma disebabkan oleh pembulatan angka.

*The difference in decimal numbers is caused by rounding.*

### 3. SINGKATAN

|        |                                       |  |
|--------|---------------------------------------|--|
| AKDR   | : Alat Kontrasepsi Dalam Rahim        | <i>Intrauterine Device</i>                 |
| APK    | : Angka Partisipasi Kasar             | <i>Crude Participation Rate</i>            |
| APM    | : Angka Partisipasi Murni             | <i>Pure Participation Rate</i>             |
| BBLR   | : Bayi Berat Badan Rendah             | <i>Babies of Low Weight</i>                |
| BBNKB  | : Bea Balik Nama Kendaraan Bermotor   | <i>Transfer of Motor Vehicle Title Fee</i> |
| DBD    | : Demam Berdarah Dengue               | <i>Dengue Hemorrhagic Fever</i>            |
| DPL    | : Diatas Permukaan Laut               | <i>Above Sea Level</i>                     |
| DPRD   | : Dewan Perwakilan Rakyat Daerah      | <i>Regional House of Representatives</i>   |
| HIV    | : <i>Human Immunodeficiency Virus</i> |  |
| IMS    | : Infeksi Menular Seksual             | <i>Sexually Transmitted Infections</i>     |
| KB     | : Keluarga Berencana                  | <i>Family Planning</i>                     |
| KJA    | : Kolam Jaring Apung                  | <i>Floating Net</i>                        |
| KKB    | : Klinik Keluarga Berencana           | <i>Family Planning Clinics</i>             |
| KPH    | : Kesatuan Pemangku Hutan             | <i>Forest Management Unit</i>              |
| KPN    | : Koperasi Pegawai Negeri             | <i>Cooperative Civil Servants</i>          |
| KOPKAR | : Koperasi Karyawan                   | <i>Cooperative Employees</i>               |
| KOPPAS | : Koperasi Pasar                      | <i>Cooperative Market</i>                  |
| KOPWAN | : Koperasi Wanita                     | <i>Women's Cooperative</i>                 |

### 3. GLOSSARY

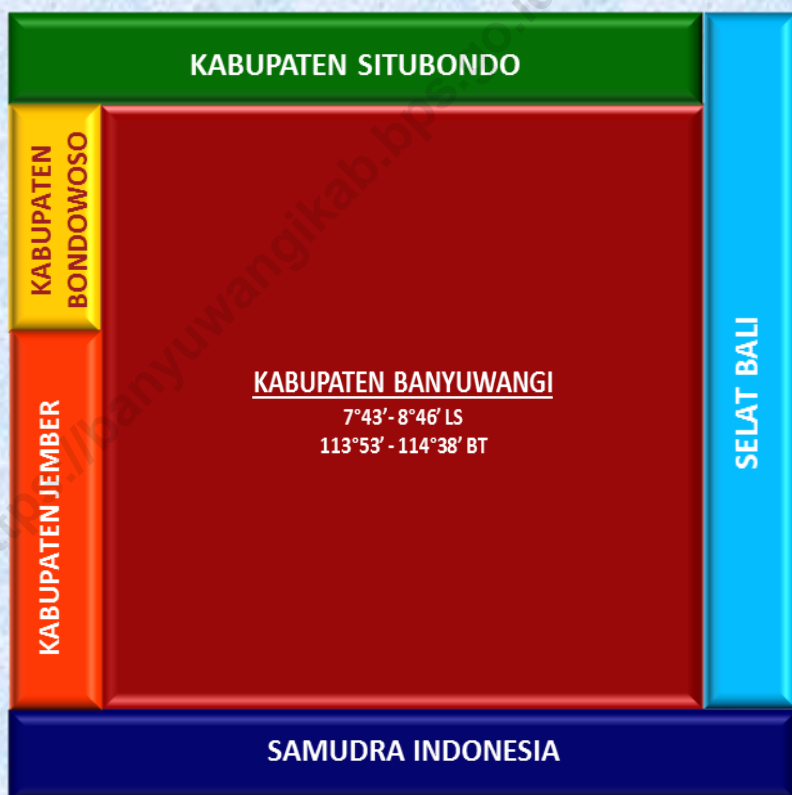
|          |   |  |
|----------|---|--|
| KUD      | : Koperasi Unit Desa  | <i>Village Cooperatives</i>                  |
| MA       | : Madrasah Aliyah   | <i>Islamic Senior High Schools</i>           |
| MI       | : Madrasah Ibtidaiyah   | <i>Islamic Elementary Schools</i>            |
| MTS      | : Madrasah Tsanawiyah   | <i>Islamic Junior High Schools</i>           |
| PDAM     | : Perusahaan Daerah Air Minum                                   | <i>Regional Water Company</i>                |
| PKB      | : Pajak Kendaraan Bermotor                                      | <i>Motor Vehicle Tax</i>                     |
| PLN      | : Perusahaan Listrik Negara                                     | <i>State Electricity Company</i>             |
| PPKBD    | : Pos Pelayanan Keluarga Berencana Desa                         | <i>Rural Postal Family Planning Services</i> |
| PUS      | : Pasangan Usia Subur   | <i>Fertiles Couples</i>                      |
| RT       | : Rukun Tetangga  | <i>Neighborhood Pillars</i>                  |
| RTBP     | : Rumah Tangga Buruh Perikanan Budidaya                         | <i>Fisheries Aquaculture Workers</i>         |
| RTP      | : Rumah Tangga Perikanan Pemilik                                | <i>Fisheries Household</i>                   |
| RW       | : Rukun Warga   | <i>Resident Pillars</i>                      |
| SD       | : Sekolah Dasar   | <i>Elementary Schools</i>                    |
| SIM      | : Surat Ijin Mengemudi  | <i>Driving License</i>                       |
| SIUP     | : Surat Ijin Usaha Perdagangan                                  | <i>Spending on Business Trade Licence</i>    |
| SLTA/SMA | : Sekolah Lanjutan Tingkat Atas/<br>Sekolah Menengah Atas       | <i>Senior High Schools</i>                   |
| SLTP/SMP | : Sekolah Lanjutan Tingkat Pertama/<br>Sekolah Menengah Pertama | <i>Junior High Schools</i>                   |

|      |                                      |                                       |
|------|--------------------------------------|---------------------------------------|
| SMK  | : Sekolah Menengah Kejuruan          | <i>Vocational Senior High Schools</i> |
| TBN  | : Tanaman Bawah Naungan              | <i>Under Auspices Plants</i>          |
| TK   | : Taman Kanak-kanak                  | <i>Kindergarten</i>                   |
| TPAK | : Tingkat Partisipasi Angkatan Kerja | <i>Labor Force Participation Rate</i> |
| TPT  | : Tingkat Pengangguran Terbuka       | <i>Open Unemployment Rate</i>         |
| UPR  | : Unit Pembenihan Rakyat             | <i>People Hatchery</i>                |
| WNA  | : Warga Negara Asing                 | <i>Foreigners Citizen</i>             |
| WNI  | : Warga Negara Indonesia             | <i>Indonesian Citizen</i>             |

# GEOGRAFI DAN IKLIM *GEOGRAPHY AND CLIMATE*

# 1

## **LETAK GEOGRAFIS DAN BATAS WILAYAH KABUPATEN BANYUWANGI**



Kabupaten Banyuwangi terletak  $7^{\circ}43' - 8^{\circ}46'$  Lintang Selatan dan  $113^{\circ}53' - 114^{\circ}38'$  Bujur Timur. Luas daratan  $5.782,50 \text{ km}^2$  yang merupakan Kabupaten terluas di Provinsi Jawa Timur.



### Penjelasan Teknis

1. Secara astronomis Kabupaten Banyuwangi terletak diantara  $7^{\circ}43'$ -  $8^{\circ}46'$  Lintang Selatan dan  $113^{\circ}53'$  -  $114^{\circ}38'$  Bujur Timur.
2. Berdasarkan letak geografis, Kabupaten Banyuwangi berada diujung timur Pulau Jawa, dengan batas-batas: Utara - Kabupaten Situbondo; Timur - Selat Bali. Selatan - Samudera Hindia; Barat - Kabupaten Bondowoso dan Kabupaten Jember.
3. Luas wilayah Kabupaten Banyuwangi sekitar 5.782,50 km<sup>2</sup> yang merupakan Kabupaten terluas di Provinsi Jawa Timur.
4. Kabupaten Banyuwangi memiliki panjang garis pantai sekitar 175,8 km, serta Pulau sejumlah 10 buah

### Technical Notes

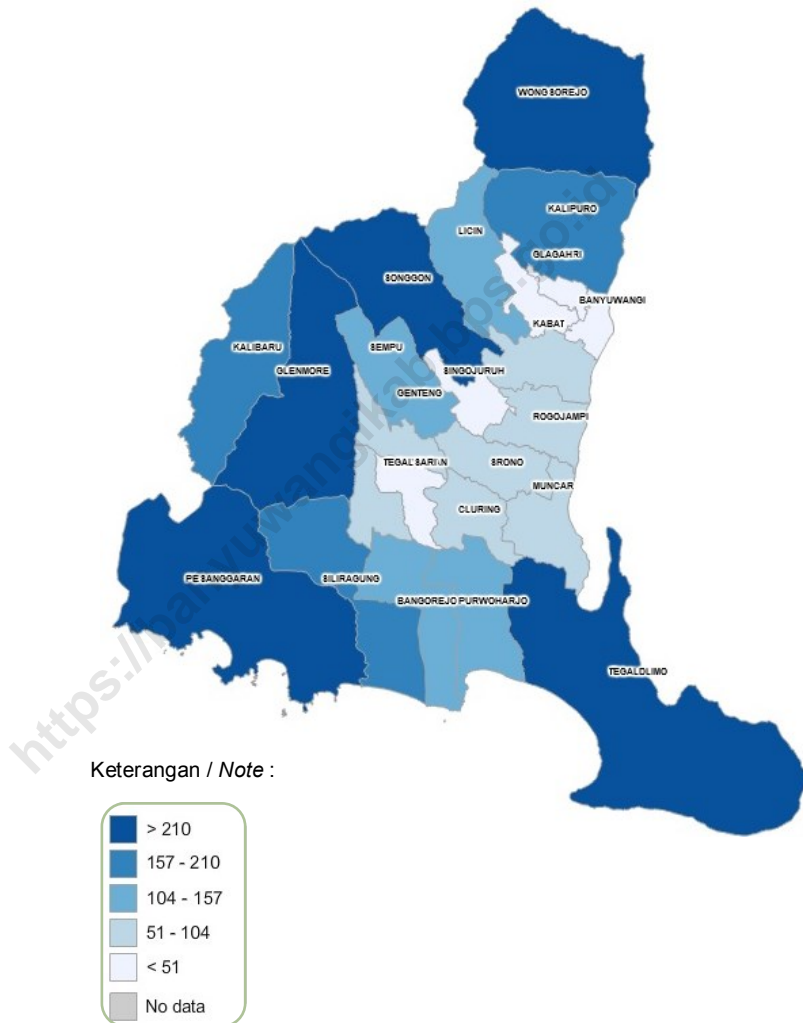
1. *Astronomically Banyuwangi Regency is located between  $7^{\circ}43'$  -  $8^{\circ}46'$  South latitude and between  $113^{\circ}53'$  -  $121^{\circ}38'$  East longitude.*
2. *In terms of geographic position, Banyuwangi Regency is located at the east of Java Island, has boundaries as follow: North - Situbondo Regency; East - Bali Strait; South - Hindia Ocean; West - Bondowoso Regency and Jember Regency.*
3. *The area of Banyuwangi Regency is about 5.782,50 km<sup>2</sup>, which is the largest Regency in East Java Province.*
4. *Banyuwangi Regency has a long coastline of about 175.8 km, and also 10 islands.*

## **GEOGRAPHIC AND CLIMATE**

6. Kabupaten Banyuwangi terbagi atas dataran tinggi berupa daerah pegunungan, yang menghasilkan produksi perkebunan. Daerah dataran menghasilkan tanaman pangan, serta daerah sekitar garis pantai yang membujur dari arah Utara ke Selatan merupakan daerah penghasil berbagai biota laut.
6. *Banyuwangi Regency consists of a plateau mountainous areas, which produce the plantation product. Plain areas produce food crops, as well as the area around the coastline stretching from the North to the South are producing a variety of marine life area.*

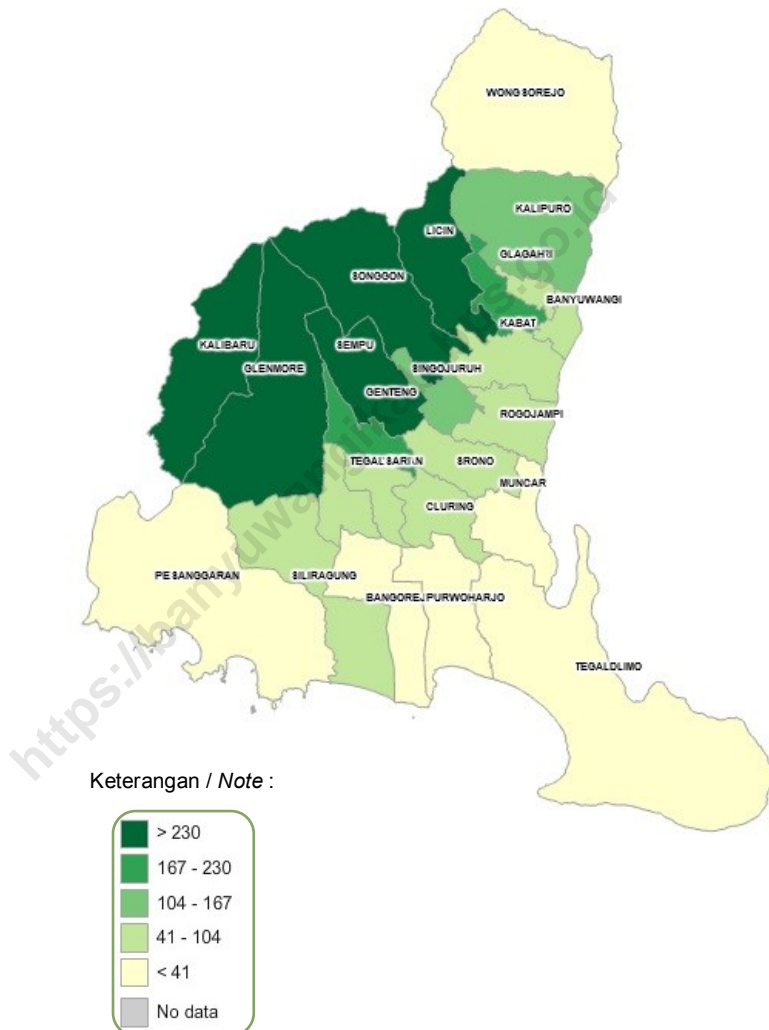


**Gambar** 1.1 **Peta Kabupaten Banyuwangi Menurut Luas Wilayah**  
**Figure** 1.1 **Map of Banyuwangi Regency by Areas**



## GEOGRAPHIC AND CLIMATE

**Gambar** 1.2 **Peta Kabupaten Banyuwangi Menurut Ketinggian**  
**Figure** 1.2 **Map of Banyuwangi Regency by Altitude**



## 1.1 KEADAAN GEOGRAFI GEOGRAPHY CONDITION

**Tabel** 1.1.1 Luas Wilayah Menurut Kecamatan di Kabupaten Banyuwangi  
**Table** 1.1.1 *Area by Subdistricts of Banyuwangi Regency*

|     | Kecamatan<br><i>Subdistrict</i> | Luas Daerah<br><i>Areas (Ha)</i> | Persentase<br><i>Percentage</i> |
|-----|---------------------------------|----------------------------------|---------------------------------|
|     | (1)                             | (2)                              | (3)                             |
| 010 | Pesanggaran                     | 45 609,62                        | 12,70                           |
| 011 | Siliragung                      | 15 719,78                        | 4,38                            |
| 020 | Bangorejo                       | 13 434,16                        | 3,73                            |
| 030 | Purwoharjo                      | 12 567,56                        | 3,50                            |
| 040 | Tegaldlimo                      | 56 177,35                        | 15,64                           |
| 050 | Muncar                          | 8 737,35                         | 2,43                            |
| 060 | Cluring                         | 6 906,13                         | 1,92                            |
| 070 | Gambiran                        | 4 746,69                         | 1,32                            |
| 071 | Tegalsari                       | 5 379,89                         | 1,50                            |
| 080 | Glenmore                        | 32 126,95                        | 8,94                            |
| 090 | Kalibaru                        | 18 741,80                        | 5,22                            |
| 100 | Genteng                         | 5 449,57                         | 1,52                            |
| 110 | Srono                           | 7 393,20                         | 2,06                            |
| 120 | Rogojampi                       | 7 741,89                         | 2,16                            |
| 130 | Kabat                           | 8 339,46                         | 2,32                            |
| 140 | Singojuruh                      | 4 387,93                         | 1,22                            |
| 150 | Sempu                           | 9 957,77                         | 2,77                            |
| 160 | Songgon                         | 20 777,59                        | 5,78                            |
| 170 | Glagah                          | 5 028,94                         | 1,40                            |
| 171 | Licin                           | 11 265,17                        | 3,13                            |
| 180 | Banyuwangi                      | 2 673,21                         | 0,74                            |
| 190 | Giri                            | 1 708,81                         | 0,47                            |
| 200 | Kalipuro                        | 19 961,06                        | 5,55                            |
| 210 | Wongsorejo                      | 34 393,36                        | 9,57                            |
|     | Banyuwangi                      | 359 225,24                       | 100,00                          |

Sumber : Kanwil Badan Pertanahan Nasional Kabupaten Banyuwangi  
Source : *National Land Board Regional Office of Banyuwangi Regency*

## GEOGRAPHIC AND CLIMATE

**Tabel** 1.1.2 **Luas Wilayah Kecamatan Menurut Kemiringan (Ha)**  
**Table** 1.1.2 **Area of Subdistrict by Slope (Ha)**

| Kecamatan<br>Subdistrict | Kemiringan / Slope |           |           |           |           |           | Jumlah<br>Total |
|--------------------------|--------------------|-----------|-----------|-----------|-----------|-----------|-----------------|
|                          | 0-2%               | 2-8%      | 8-15%     | 15-25%    | 25-40%    | >40%      |                 |
| (1)                      | (2)                | (3)       | (4)       | (5)       | (6)       | (7)       | (8)             |
| 010 Pesanggaran          | 9 941,42           | 1 026,66  | 8 572,28  | 12 496,24 | 8 505,62  | 5 067,41  | 45 609,62       |
| 011 Siliragung           | 8 462,32           | 1 973,66  | 1 465,13  | 2 877,28  | 941,39    | 0,00      | 15 719,78       |
| 020 Bangorejo            | 9 272,58           | 1 962,76  | 1 161,70  | 393,64    | 596,52    | 49,96     | 13 434,16       |
| 030 Purwoharjo           | 10 619,14          | 1 340,05  | 442,32    | 166,05    | 0,00      | 0,00      | 12 567,56       |
| 040 Tegaldlimo           | 21 126,99          | 6 632,26  | 28 413,43 | 1 571,10  | 1 936,33  | 297,25    | 56 177,35       |
| 050 Muncar               | 8 735,63           | 1,82      | 0,00      | 0,00      | 0,00      | 0,00      | 8 737,35        |
| 060 Cluring              | 5 906,13           | 0,00      | 0,00      | 0,00      | 0,00      | 0,00      | 6 906,13        |
| 070 Gambiran             | 4 746,69           | 0,00      | 0,00      | 0,00      | 0,00      | 0,00      | 4 746,69        |
| 071 Tegalsari            | 534,71             | 34,18     | 0,00      | 0,00      | 0,00      | 0,00      | 5 379,89        |
| 080 Glenmore             | 6 774,95           | 12 189,53 | 4 837,84  | 1 970,32  | 6 084,37  | 305,95    | 32 126,95       |
| 090 Kalibaru             | 2 341,51           | 5 626,92  | 2 681,43  | 180,12    | 5 773,96  | 2 137,87  | 18 741,80       |
| 100 Genteng              | 4 111,17           | 1 338,40  | 0,00      | 0,00      | 0,00      | 0,00      | 5 449,57        |
| 110 Srono                | 7 202,06           | 191,14    | 0,00      | 0,00      | 0,00      | 0,00      | 7 393,20        |
| 120 Rogojampi            | 7 405,41           | 336,48    | 0,00      | 0,00      | 0,00      | 0,00      | 7 741,89        |
| 130 Kabat                | 3 793,75           | 3 796,75  | 747,43    | 0,00      | 1,53      | 0,00      | 8 339,46        |
| 140 Singojuruh           | 3 315,47           | 1 072,46  | 0,00      | 0,00      | 0,00      | 0,00      | 4 387,93        |
| 150 Sempu                | 2 682,35           | 6 933,93  | 0,00      | 0,00      | 341,48    | 0,00      | 9 957,77        |
| 160 Songgon              | 1 269,40           | 7 401,46  | 4 763,67  | 652,04    | 5 866,46  | 824,57    | 20 777,59       |
| 170 Glagah               | 7,27               | 4 967,74  | 53,48     | 0,00      | 0,00      | 0,00      | 5 028,94        |
| 171 Licin                | 33,49              | 2 959,05  | 4 577,08  | 992,45    | 2 127,93  | 645,19    | 11 265,17       |
| 180 Banyuwangi           | 2 162,58           | 510,63    | 0,00      | 0,00      | 0,00      | 0,00      | 2 673,21        |
| 190 Giri                 | 2,09               | 17,06     | 0,00      | 0,00      | 0,00      | 0,00      | 1 708,81        |
| 200 Kalipuro             | 1 168,23           | 9 030,34  | 7 284,44  | 1 932,16  | 1 031,74  | 514,14    | 19 961,06       |
| 210 Wongsorejo           | 5 681,26           | 14 274,84 | 3 462,68  | 3 076,05  | 7 189,55  | 708,98    | 34 393,36       |
| Jumlah / Total           | 127 296,60         | 83 618,12 | 68 462,91 | 26 307,45 | 40 396,88 | 10 551,32 | 359 225,24      |

Sumber : Kanwil Badan Pertanahan Nasional Kabupaten Banyuwangi  
Source : National Land Board Regional Office of Banyuwangi Regency

**Tabel**  
**Table** 1.1.3 **Tinggi Wilayah (DPL) Menurut Kecamatan di**  
**Kabupaten Banyuwangi**  
*Altitude by Subdistrict of Banyuwangi Regency*

|     | <b>Kecamatan</b><br><b>Subdistrict</b> | <b>Tinggi DPL (m)</b><br><b>Height</b> |
|-----|--|--|
|     | (1)                                    | (2)                                    |
| 010 | Pesanggaran                            | 0 - 1 000                              |
| 011 | Siliragung                             | 0 - 1 000                              |
| 020 | Bangorejo                              | 0 - 500                                |
| 030 | Purwoharjo                             | 0 - 500                                |
| 040 | Tegaldlimo                             | 0 - 500                                |
| 050 | Muncar                                 | 0 - 100                                |
| 060 | Cluring                                | 0 - 500                                |
| 070 | Gambiran                               | 0 - 500                                |
| 071 | Tegalsari                              | 0 - 500                                |
| 080 | Glenmore                               | 0 > 3 000                              |
| 090 | Kalibaru                               | 100 - 3 000                            |
| 100 | Genteng                                | 0 - 500                                |
| 110 | Srono                                  | 0 - 500                                |
| 120 | Rogojampi                              | 0 - 500                                |
| 121 | Blimbingsari                           | 0 - 500                                |
| 130 | Kabat                                  | 0 - 500                                |
| 140 | Singojuruh                             | 0 - 500                                |
| 150 | Sempu                                  | 100 - 1 000                            |
| 160 | Songgon                                | 100 > 3 000                            |
| 170 | Glagah                                 | 0 - 1 000                              |
| 171 | Licin                                  | 100 - 3 000                            |
| 180 | Banyuwangi                             | 0 - 100                                |
| 190 | Giri                                   | 0 - 500                                |
| 200 | Kalipuro                               | 0 - > 3 000                            |
| 210 | Wongsorejo                             | 0 - 3 000                              |

Sumber : Kanwil Badan Pertanahan Nasional Kabupaten Banyuwangi

Source : National Land Board Regional Office of Banyuwangi Regency

## GEOGRAPHIC AND CLIMATE

**Tabel** 1.1.4 **Jarak dari Ibukota Kabupaten ke Ibukota Kecamatan di Kabupaten Banyuwangi**  
*Distance from Capital Regency to Capital Subdistrict of Banyuwangi Regency*

|     | <b>Kecamatan<br/>Subdistrict</b> | <b>Jarak dari Ibukota Kabupaten ke Kecamatan<br/>Distance from Capital Regency to Subdistrict</b> |
|-----|----------------------------------|---|
|     | (1)                              | (2)   |
| 010 | Pesanggaran                      | 60  |
| 011 | Siliragung                       | 53  |
| 020 | Bangorejo                        | 42  |
| 030 | Purwoharjo                       | 41  |
| 040 | Tegaldlimo                       | 61  |
| 050 | Muncar                           | 32  |
| 060 | Cluring                          | 32  |
| 070 | Gambiran                         | 40  |
| 071 | Tegalsari                        | 46  |
| 080 | Glenmore                         | 65  |
| 090 | Kalibaru                         | 70  |
| 100 | Genteng                          | 50  |
| 110 | Srono                            | 24  |
| 120 | Rogojampi                        | 15  |
| 121 | Blimbingsari                     | 17  |
| 130 | Kabat                            | 10  |
| 140 | Singojuruh                       | 30  |
| 150 | Sempu                            | 40  |
| 160 | Songgon                          | 34  |
| 170 | Glagah                           | 5   |
| 171 | Licin                            | 13  |
| 180 | Banyuwangi                       | -   |
| 190 | Giri                             | 3   |
| 200 | Kalipuro                         | 7   |
| 210 | Wongsorejo                       | 30  |

Sumber : Dinas Pekerjaan Umum Kabupaten Banyuwangi

Source : Public Works Service of Banyuwangi Regency

**Tabel  
Table**

**1.1.5 Jarak Antar Kecamatan di Kabupaten Banyuwangi  
Inter-Subdistrict Distance of Banyuwangi Regency**

| No. | Kecamatan  | Pesangaran | Siliragung | Bangorejo | Purworejo | Tegalalimo | Muncar | Cluring | Gambiran | Tegalsari | Glenmore | Kalibaru | Genteng | Srono | Rogojampi | Kabat | Singojuruh | Sempu | Songgon | Glagah | Licin | Banyuwangi | Giri | Kalipuro | Wongorejo |
|-----|------------|------------|------------|-----------|-----------|------------|--------|---------|----------|-----------|----------|----------|---------|-------|-----------|-------|------------|-------|---------|--------|-------|------------|------|----------|-----------|
| 1   | 2          | 3          | 4          | 5         | 6         | 7          | 8      | 9       | 10       | 11        | 12       | 13       | 14      | 15    | 16        | 17    | 18         | 19    | 20      | 21     | 22    | 23         | 24   | 25       | 26        |
| 1   | Pesangaran | 7          | 18         | 24        | 44        | 58         | 32     | 31      | 37       | 40        | 50       | 37       | 39      | 44    | 49        | 60    | 47         | 61    | 65      | 73     | 60    | 65         | 68   | 94       |           |
| 2   | Siliragung | 7          | 11         | 17        | 37        | 51         | 25     | 24      | 30       | 33        | 43       | 30       | 32      | 37    | 42        | 53    | 40         | 54    | 58      | 66     | 53    | 58         | 61   | 87       |           |
| 3   | Bangorejo  | 18         | 11         | 6         | 26        | 40         | 14     | 13      | 19       | 22        | 32       | 19       | 21      | 26    | 31        | 42    | 29         | 43    | 47      | 55     | 42    | 47         | 50   | 76       |           |
| 4   | Purworejo  | 24         | 17         | 6         | 20        | 35         | 9      | 16      | 22       | 33        | 59       | 21       | 12      | 21    | 31        | 42    | 29         | 42    | 43      | 51     | 41    | 43         | 47   | 53       |           |
| 5   | Tegalalimo | 44         | 37         | 26        | 20        | 15         | 31     | 41      | 47       | 63        | 78       | 48       | 35      | 47    | 52        | 61    | 53         | 65    | 67      | 75     | 61    | 64         | 69   | 91       |           |
| 6   | Muncar     | 58         | 51         | 40        | 34        | 15         | 15     | 25      | 31       | 45        | 50       | 30       | 7       | 17    | 22        | 27    | 42         | 36    | 32      | 45     | 32    | 35         | 39   | 69       |           |
| 7   | Cluring    | 32         | 25         | 14        | 85        | 31         | 15     | 5       | 11       | 32        | 37       | 17       | 7       | 18    | 23        | 33    | 27         | 36    | 37      | 45     | 32    | 35         | 39   | 69       |           |
| 8   | Gambiran   | 31         | 24         | 13        | 16        | 41         | 25     | 5       | 6        | 25        | 30       | 10       | 11      | 21    | 25        | 25    | 20         | 41    | 40      | 48     | 40    | 43         | 42   | 77       |           |
| 9   | Tegalsari  | 37         | 30         | 19        | 22        | 47         | 31     | 11      | 6        | 31        | 36       | 16       | 17      | 27    | 31        | 31    | 26         | 47    | 46      | 54     | 46    | 49         | 53   | 83       |           |
| 10  | Glenmore   | 40         | 33         | 22        | 33        | 63         | 45     | 32      | 25       | 31        | 5        | 15       | 38      | 48    | 53        | 35    | 25         | 72    | 70      | 78     | 65    | 68         | 72   | 102      |           |
| 11  | Kalibaru   | 50         | 43         | 32        | 59        | 78         | 20     | 37      | 30       | 36        | 5        | 20       | 44      | 54    | 59        | 40    | 30         | 73    | 75      | 83     | 70    | 73         | 77   | 107      |           |
| 12  | Genteng    | 37         | 30         | 19        | 21        | 48         | 30     | 17      | 10       | 16        | 15       | 20       | 24      | 34    | 39        | 15    | 10         | 53    | 54      | 62     | 50    | 53         | 57   | 87       |           |
| 13  | Srono      | 39         | 32         | 21        | 12        | 35         | 7      | 7       | 11       | 17        | 36       | 41       | 22      | 10    | 15        | 25    | 32         | 29    | 29      | 37     | 24    | 27         | 41   | 71       |           |
| 14  | Rogojampi  | 44         | 37         | 26        | 21        | 47         | 17     | 18      | 21       | 27        | 39       | 44       | 24      | 10    | 5         | 15    | 25         | 19    | 20      | 28     | 15    | 18         | 22   | 52       |           |
| 15  | Kabat      | 49         | 42         | 31        | 31        | 52         | 22     | 23      | 25       | 31        | 53       | 59       | 39      | 15    | 5         | 20    | 30         | 24    | 19      | 27     | 10    | 13         | 17   | 40       |           |
| 16  | Singojuruh | 60         | 53         | 42        | 42        | 61         | 27     | 33      | 25       | 31        | 35       | 30       | 25      | 25    | 15        | 20    | 10         | 10    | 35      | 43     | 30    | 33         | 37   | 60       |           |
| 17  | Sempu      | 47         | 40         | 29        | 29        | 53         | 42     | 27      | 20       | 26        | 15       | 30       | 10      | 32    | 25        | 30    | 10         | 20    | 20      | 45     | 53    | 40         | 43   | 70       |           |
| 18  | Songgon    | 61         | 54         | 43        | 42        | 55         | 36     | 36      | 41       | 47        | 72       | 73       | 53      | 29    | 19        | 24    | 10         | 20    | 39      | 47     | 34    | 37         | 41   | 69       |           |
| 19  | Glagah     | 65         | 58         | 47        | 43        | 67         | 37     | 37      | 40       | 46        | 70       | 75       | 54      | 29    | 20        | 19    | 35         | 45    | 39      | 8      | 5     | 4          | 8    | 35       |           |
| 20  | Licin      | 73         | 66         | 55        | 51        | 75         | 45     | 45      | 48       | 54        | 78       | 83       | 62      | 37    | 28        | 27    | 43         | 53    | 47      | 8      | 13    | 12         | 16   | 43       |           |
| 21  | Banyuwangi | 60         | 53         | 42        | 41        | 61         | 32     | 32      | 40       | 46        | 65       | 70       | 50      | 24    | 15        | 10    | 30         | 40    | 34      | 5      | 13    | 3          | 7    | 30       |           |
| 22  | Giri       | 65         | 58         | 47        | 43        | 64         | 35     | 35      | 43       | 49        | 68       | 73       | 53      | 27    | 18        | 13    | 33         | 43    | 37      | 5      | 12    | 3          | 4    | 33       |           |
| 23  | Kalipuro   | 68         | 61         | 50        | 47        | 69         | 39     | 39      | 47       | 53        | 72       | 77       | 67      | 41    | 22        | 17    | 37         | 47    | 41      | 4      | 16    | 7          | 4    | 35       |           |
| 24  | Wongorejo  | 94         | 87         | 76        | 53        | 91         | 69     | 69      | 77       | 83        | 102      | 107      | 87      | 71    | 52        | 47    | 60         | 70    | 69      | 64     | 43    | 30         | 33   | 35       |           |

Sumber : Dinas Pekerjaan Umum Kabupaten Banyuwangi  
Source : Public Works Department of Banyuwangi Regency

## GEOGRAPHIC AND CLIMATE

**Tabel** 1.1.6 **Nama dan Panjang Sungai**  
**Table** 1.1.6 **Rivers and Its Lengths**

| Nama Sungai<br><i>Name of River</i>      | Panjang<br><i>Length (km)</i> |
|--|-------------------------------|
| (1)                                      | (2)                           |
| <b>I. <u>D.A.S Bajulmati</u></b>         |                               |
| 1. K. Maelang                            | 7 777                         |
| 2. K. Tangkup                            | 14 173                        |
| 3. Cr. Sono                              | 3 652                         |
| 4. Cr. Badulan                           | 3 304                         |
| 5. K. Bajulmati Kanan                    | 20 000                        |
| <b>II. <u>D.A.S Sodong</u></b>           |                               |
| 1. Sodong                                | 2 850                         |
| <b>III. <u>D.A.S Widoro Porong</u></b>   |                               |
| 1. Widoro Porong                         | 3 478                         |
| 2. Patemon                               | 3 391                         |
| <b>IV. <u>D.A.S Curah Alas Buluh</u></b> |                               |
| 1. Cr. Alas Buluh                        | 2 222                         |
| <b>V. <u>D.A.S Selogiri</u></b>          |                               |
| 1. Selogiri                              | 6 173                         |
| <b>VI. <u>D.A.S Sebani</u></b>           |                               |
| 1. Sebani                                | 2 782                         |
| <b>VII. <u>D.A.S Paleran</u></b>         |                               |
| 1. Paleran                               | 6 086                         |
| <b>VIII. <u>D.A.S Dani</u></b>           |                               |
| 1. Paleran                               | 5 391                         |
| <b>IX. <u>D.A.S Ketapang</u></b>         |                               |
| 1. Ketapang                              | 7 826                         |
| 2. Secang                                | 6 666                         |



Lanjutan Tabel / *Continuation of Table 1.1.6*

| Nama Sungai<br><i>Name of River</i>    | Panjang<br><i>Length (km)</i> |
|--|-------------------------------|
| (1)                                    | (2)                           |
| <b>X. <u>D.A.S Kali Klatak</u></b>     |                               |
| 1. Kali Klatak                         | 15 656                        |
| 2. Trongsing                           | 10 176                        |
| <b>XI. <u>D.A.S Sukowidi</u></b>       |                               |
| 1. Kelir                               | 14 444                        |
| 2. Sukowidi                            | 10 868                        |
| 3. Buluh                               | 5 940                         |
| <b>XII. <u>D.A.S K. Banyuwangi</u></b> |                               |
| 1. K. Wilayu                           |                               |
| 2. K. Laos Ancar Kiri                  | 10 260                        |
| 3. K. Banyuwangi                       | 8 695                         |
| 4. K. Lele                             | 8 434                         |
| 5. K. Loo                              | 9 652                         |
| <b>XIII. <u>D.A.S BENDO</u></b>        |                               |
| 1. Bendo                               | 15 826                        |
| 2. Jong Mergi                          | 13 888                        |
| 3. Sobo                                | 6 543                         |
| <b>XIV. <u>D.A.S Pakis</u></b>         |                               |
| 1. Pakis                               | 7 043                         |
| <b>XV. <u>D.A.S Tambong</u></b>        |                               |
| 1. Panggang                            | 3 542                         |
| 2. Jambu                               | 6 111                         |
| 3. Secawan                             | 20 689                        |
| 4. Bungu                               | 10 347                        |
| 5. Cinde                               | 4 483                         |
| 6. Kedawung                            | 10 000                        |
| 7. Pakuda                              | 8 333                         |
| 8. Tambong                             | 24 347                        |

## GEOGRAPHIC AND CLIMATE

Lanjutan Tabel / Continuation of Table 1.1.6

| Nama Sungai<br><i>Name of River</i> | Panjang<br><i>Length (km)</i> |
|-------------------------------------|-------------------------------|
| (1)                                 | (2)                           |
| 9. Danti                            | 3 913                         |
| 10. Temboyo                         | 3 888                         |
| 11. Petung                          | 4 750                         |
| <b>XVI. <u>D.A.S Donosuka</u></b>   |                               |
| 1. Donosuka                         | 8 333                         |
| 2. Cekaitan                         | 5 440                         |
| <b>XVI. <u>D.A.S Donosuka</u></b>   |                               |
| 1. Donosuka                         | 8 333                         |
| 2. Cekaitan                         | 5 440                         |
| <b>XVII. <u>D.A.S Lungun</u></b>    | <b>16 666</b>                 |
| <b>XVIII. <u>D.A.S Binau</u></b>    |                               |
| 1. Binau                            | 21 379                        |
| 2. Lateng                           | 9 565                         |
| 3. Rawan                            | 13 043                        |
| 4. Tuban                            | 8 974                         |
| 5. Bate                             | 15 283                        |
| <b>XIX. <u>D.A.S Bomo</u></b>       |                               |
| 1. Kumbo                            | 12 173                        |
| 2. Kemapak                          | 6 111                         |
| 3. Mengarang                        | 23 226                        |
| 4. Bomo                             | 7 497                         |
| <b>XX. <u>D.A.S Blambangan</u></b>  |                               |
| 1. Blambangan                       | 22 000                        |
| 2. Sempu                            | 10 010                        |
| 3. Pandan                           | 20 000                        |
| 4. Curah Wuluh                      | 5 674                         |
| 5. Genting                          | 10 450                        |

Lanjutan Tabel / *Continuation of Table 1.1.6*

| Nama Sungai<br><i>Name of River</i>   | Panjang<br><i>Length (km)</i> |
|---------------------------------------|-------------------------------|
| (1)                                   | (2)                           |
| 6. Suko                               | 16 500                        |
| 7. Sumbermangku                       | 7 000                         |
| 8. Tapan                              | 4 000                         |
| 9. K.Kepisah                          | 15 000                        |
| 10. Bekulo                            | 18 000                        |
| <b>XXI. <u>D.A.S Komis</u></b>        |                               |
| 1. Komis                              | 5 000                         |
| 2. Lateng                             | 5 250                         |
| <b>XXII. <u>D.A.S Setail</u></b>      |                               |
| 1. Setail                             | 40 100                        |
| 2. Jalen                              | 19 080                        |
| 3. Tugung                             | 18 000                        |
| 4. Jambewangi                         | 13 500                        |
| 5. Curah Gulung                       | 2 500                         |
| 6. Kedawung                           | 8 000                         |
| 7. Jaran                              | 3 000                         |
| 8. Pandan                             | 20 000                        |
| 9. Mangli                             | 10 800                        |
| 10. Bekulo                            | 18 000                        |
| 11. Suko                              | 16 560                        |
| 12. Swaloh                            | 20 000                        |
| <b>XXIII. <u>D.A.S Blambangan</u></b> |                               |
| 1. Barumanis                          | 20 008                        |
| 2. Sumberbaru                         | 8 250                         |
| 3. Telpon                             | 18 250                        |
| 4. Cerung                             | 3 250                         |
| 5. Takir                              | 11 700                        |
| 6. Mangis                             | 18 000                        |
| 7. Sepanjang                          | 14 200                        |
| 8. Kempit                             | 17 000                        |

## GEOGRAPHIC AND CLIMATE

Lanjutan Tabel / Continuation of Table 1.1.6

| Nama Sungai<br>Name of River            | Panjang<br>Length (km) |
|---|------------------------|
| (1)                                     | (2)                    |
| 9. Porolinggo                           | 30 000                 |
| 10. Salam                               | 6 000                  |
| 11. Wadung                              | 13 000                 |
| 12. Kajar                               | 12 580                 |
| 13. Pakem                               | 4 025                  |
| 14. Sarbiniti                           | 3 015                  |
| 15. Petung                              | 3 100                  |
| 16. Kupuk                               | 3 500                  |
| 17. Pinang                              | 4 000                  |
| 18. Ontobugo                            | 5 500                  |
| 19. Stopel                              | 5 000                  |
| 20. Curah Lele                          | 4 250                  |
| 21. Curah Sanepo                        | 4 000                  |
| 22. Bogem                               | 6 000                  |
| 23. Curah Pait                          | 5 000                  |
| 24. Bero                                | 2 500                  |
| <b>XXIV. <u>D.A.S Kaligung</u></b>      | -                      |
| <b>XXV. <u>D.A.S Sarongan</u></b>       | -                      |
| <b>XXVI. <u>D.A.S Kandangan</u></b>     | -                      |
| <b>XXVII. <u>D.A.S Lembu</u></b>        | 1 250 000              |
| <b>XXVIII. <u>D.A.S Trembelang</u></b>  | 6 000                  |
| <b>XXIX. <u>D.A.S Bangorejo</u></b>     | -                      |
| <b>XXX. <u>D.A.S Besaran</u></b>        | -                      |
| <b>XXXI. <u>D.A.S Kedungrejo</u></b>    | 8 000                  |
| <b>XXXII. <u>D.A.S Karang bendo</u></b> | -                      |

Lanjutan Tabel / *Continuation of Table 1.1.6*

| <b>Nama Sungai<br/>Name of River</b> | <b>Panjang<br/>Length (km)</b> |
|--------------------------------------|--------------------------------|
| (1)                                  | (2)                            |
| <b>XXXIII. <u>D.A.S Kemat</u></b>    | -                              |
| <b>XXXIV. <u>D.A.S Gambiran</u></b>  | 65 000                         |
| <b>XXXV. <u>D.A.S Buluagung</u></b>  | 550 000                        |

Sumber : Dinas Pekerjaan Umum Pengairan Kabupaten Banyuwangi

Keterangan : D.A.S = Daerah Aliran Sungai

Source : *Irrigation Public Works Service of Banyuwangi Regency*

Note : *Watershed*

## GEOGRAPHIC AND CLIMATE

**Tabel** 1.1.7 **Luas Wilayah Kecamatan Menurut Ketinggian**  
**Table** *Subdistrict Areas by Altitude*

| Kecamatan<br>Subdistrict | Ketinggian / Altitude |                   |                  |                  |                 |              | Jumlah<br>Total   |
|--------------------------|-----------------------|-------------------|------------------|------------------|-----------------|--------------|-------------------|
|                          | 0 -100                | 100 -500          | 500 -1 000       | 1 000 -2 000     | 2 000-3 000     | > 3 000      |                   |
| (1)                      | (2)                   | (3)               | (4)              | (5)              | (6)             | (7)          | (8)               |
| 010 Pesanggaran          | 17 831,71             | 22 210,55         | 5 564,68         | 0,00             | 0,00            | 0,00         | 45 609,62         |
| 011 Siliragung           | 8 910,01              | 5 491,32          | 1 318,45         | 0,00             | 0,00            | 0,00         | 15 719,78         |
| 020 Bangorejo            | 12 282,27             | 1 151,90          | 0,00             | 0,00             | 0,00            | 0,00         | 13 434,16         |
| 030 Purwoharjo           | 12 481,18             | 86,38             | 0,00             | 2,68             | 0,00            | 0,00         | 12 567,56         |
| 040 Tegaldlimo           | 28 991,83             | 27 185,52         | 0,00             | 0,00             | 0,00            | 0,00         | 56 177,35         |
| 050 Muncar               | 8 737,45              | 0,00              | 0,00             | 0,00             | 0,00            | 0,00         | 8 737,45          |
| 060 Cluring              | 6 684,80              | 221,34            | 0,00             | 0,00             | 0,00            | 0,00         | 6 906,13          |
| 070 Gambiran             | 1 331,31              | 3 415,39          | 0,00             | 0,00             | 0,00            | 0,00         | 4 746,69          |
| 071 Tegalsari            | 2 015,93              | 3 363,95          | 0,00             | 0,00             | 0,00            | 0,00         | 5 379,89          |
| 080 Glenmore             | 15,25                 | 19 102,96         | 8 070,91         | 3 816,49         | 1 049,62        | 71,72        | 32 126,95         |
| 090 Kalibaru             | 0,00                  | 5 982,75          | 10 923,80        | 1 747,98         | 87,28           | 0,00         | 18 741,80         |
| 100 Genteng              | 6,27                  | 5 443,29          | 0,00             | 0,00             | 0,00            | 0,00         | 5 449,57          |
| 110 Srono                | 5 220,46              | 2 172,74          | 0,00             | 0,00             | 0,00            | 0,00         | 7 393,20          |
| 120 Rogojampi            | 7 118,33              | 623,56            | 0,00             | 0,00             | 0,00            | 0,00         | 7 741,89          |
| 130 Kabat                | 5 164,46              | 3 175,00          | 0,00             | 0,00             | 0,00            | 0,00         | 8 339,46          |
| 140 Singojuruh           | 41,80                 | 4 346,13          | 0,00             | 0,00             | 0,00            | 0,00         | 4 387,93          |
| 150 Sempu                | 0,00                  | 9 787,81          | 169,96           | 0,00             | 0,00            | 0,00         | 9 957,77          |
| 160 Songgon              | 0,00                  | 6 424,99          | 7 558,18         | 6 366,18         | 415,45          | 12,82        | 20 777,59         |
| 170 Glagah               | 408,18                | 3 687,62          | 933,14           | 0,00             | 0,00            | 0,00         | 5 028,94          |
| 171 Licin                | 0,00                  | 3 823,56          | 3 842,14         | 2 898,94         | 700,52          | 0,00         | 11 265,17         |
| 180 Banyuwangi           | 2 673,21              | 0,00              | 0,00             | 0,00             | 0,00            | 0,00         | 2 673,21          |
| 190 Giri                 | 460,06                | 1 284,75          | 0,00             | 0,00             | 0,00            | 0,00         | 1 708,81          |
| 200 Kalipuro             | 2 920,76              | 8 578,03          | 5 388,01         | 2 704,61         | 369,65          | 0,00         | 19 961,06         |
| 210 Wongsorejo           | 8 601,80              | 15 508,62         | 6 492,17         | 3 386,83         | 403,95          | 0,00         | 34 393,36         |
| <b>Jumlah / Total</b>    | <b>131 897,04</b>     | <b>153 032,14</b> | <b>50 261,41</b> | <b>20 923,71</b> | <b>3 026,48</b> | <b>84,55</b> | <b>359 225,34</b> |

Sumber : Kanwil Badan Pertanahan Nasional Kabupaten Banyuwangi

Source : Regional Office National Land Board of Banyuwangi

1.2 KEADAAN IKLIM  
CLIMATE CONDITION

**Tabel** 1.2.1 Rata-rata Suhu Udara dan Kelembaban Relatif Setiap Bulan Kabupaten Banyuwangi, 2017  
**Table** 1.2.1 *Monthly Average of Temperature and Relative Humidity of Banyuwangi Regency, 2017*

| Bulan<br>Month         | Suhu Udara / Temperature |      |                     | Rata-rata Kelembaban<br>Average of Relative Humidity (%) |
|------------------------|--------------------------|------|---------------------|--|
|                        | Min                      | Max  | Rata-rata / Average |  |
| (1)                    | (2)                      | (3)  | (4)                 | (5)  |
| Januari<br>January     | 23,2                     | 32,6 | 27,4                | 81   |
| Pebruari<br>February   | 23,0                     | 33,0 | 28,1                | 76   |
| Maret<br>March         | 23,2                     | 33,6 | 28,0                | 77   |
| April<br>April         | 22,5                     | 33,8 | 28,6                | 75   |
| Mei<br>May             | 23,4                     | 32,5 | 28,2                | 77   |
| Juni<br>June           | 22,9                     | 31,2 | 26,9                | 83   |
| Juli<br>July           | 22,8                     | 31,0 | 26,1                | 82   |
| Agustus<br>August      | 21,8                     | 32,0 | 26,1                | 80   |
| September<br>September | 19,2                     | 32,0 | 27,1                | 79   |
| Oktober<br>October     | 22,5                     | 32,8 | 28,3                | 78   |
| November<br>November   | 21,0                     | 33,8 | 27,9                | 80   |
| Desember<br>December   | 21,4                     | 33,2 | 27,7                | 81   |

Sumber : Badan Meteorologi Klimatologi dan Geofisika, Stasiun Meteorologi Banyuwangi  
Source : *Climatology Meteorology and Geophysics, Meteorology Office of Banyuwangi Regency*

## GEOGRAPHIC AND CLIMATE

**Tabel 1.2.2** Rata-rata Tekanan Udara dan Kecepatan Angin Setiap Bulan di Kabupaten Banyuwangi, 2017  
**Table 1.2.2** *Monthly Average of Atmospheric Pressure and Average of Wind Velocity of Banyuwangi Regency, 2017*

| Bulan<br>Month         | Tekanan Udara /<br>Atmospheric Pressure (mb) |          |                      | Rata-rata<br>Kecepatan Angin<br>Average of<br>Wind Velocity (knot) |
|------------------------|--|----------|----------------------|--|
|                        | Min  | Max      | Rata-rata<br>Average |  |
| (1)                    | (2)  | (3)      | (4)                  | (5)  |
| Januari<br>January     | 1 006,60                                     | 1 011,40 | 1 008,60             | 1,90   |
| Pebruari<br>February   | 1 004,40                                     | 1 012,80 | 1 009,30             | 2,40   |
| Maret<br>March         | 1 007,40                                     | 1 012,40 | 1 009,70             | 2,10   |
| April<br>April         | 1 007,40                                     | 1 012,20 | 1 010,40             | 1,90   |
| Mei<br>May             | 1 009,60                                     | 1 013,50 | 1 011,20             | 2,30   |
| Juni<br>June           | 1 010,20                                     | 1 013,60 | 1 012,10             | 2,20   |
| Juli<br>July           | 1 010,50                                     | 1 014,00 | 1 012,60             | 2,70   |
| Agustus<br>August      | 1 010,90                                     | 1 013,80 | 1 012,50             | 2,60   |
| September<br>September | 1 010,40                                     | 1 015,30 | 1 012,70             | 2,60   |
| Oktober<br>October     | 1 008,50                                     | 1 014,00 | 1 011,20             | 2,60   |
| November<br>November   | 1 005,50                                     | 1 010,40 | 1 008,30             | 1,90   |
| Desember<br>December   | 1 005,80                                     | 1 011,40 | 1 008,70             | 2,10   |

Sumber : Badan Meteorologi Klimatologi dan Geofisika, Stasiun Meteorologi Banyuwangi

Source : *Climatology Meteorology and Geophysics, Meteorology Office of Banyuwangi Regency*



**Tabel**  
**Table** 1.2.3

Rata-rata Jumlah Hujan, Curah Hujan dan Penyinaran  
Matahari Setiap bulan di Kabupaten Banyuwangi, 2017

*Monthly Average of Rainy Day, Precipitation and Duration of  
Sunshine of Banyuwangi Regency, 2017*

| <b>Bulan</b><br><b>Month</b>  | <b>Jumlah Hujan (hari)</b><br><b>Number of</b><br><b>Rainy Day</b> | <b>Curah Hujan (mm)</b><br><b>Number of</b><br><b>Precipitation</b> | <b>Rata-rata Penyinaran Matahari</b><br><b>Average Duration of Sunshine</b> |
|-------------------------------|--|---|---|
| (1)                           | (2)  | (3)   | (4)   |
| Januari<br><i>January</i>     | 27   | 244,0   | 43  |
| Pebruari<br><i>February</i>   | 11   | 224,8   | 66  |
| Maret<br><i>March</i>         | 15   | 121,1   | 43  |
| April<br><i>April</i>         | 17   | 83,7  | 78  |
| Mei<br><i>May</i>             | 12   | 150,9   | 87  |
| Juni<br><i>June</i>           | 13   | 173,2   | 75  |
| Juli<br><i>July</i>           | 16   | 118,4   | 68  |
| Agustus<br><i>August</i>      | 8  | 48,2  | 83  |
| September<br><i>September</i> | 7  | 9,3   | 91  |
| Oktober<br><i>October</i>     | 13   | 113,2   | 88  |
| November<br><i>November</i>   | 19   | 192,5   | 53  |
| Desember<br><i>December</i>   | 26   | 276,6   | 42  |

Sumber : Badan Meteorologi Klimatologi dan Geofisika, Stasiun Meteorologi Kabupaten Banyuwangi

Source : *Climatology Meteorology and Geophysics, Meteorology Office of Banyuwangi Regency*

## GEOGRAPHIC AND CLIMATE

### Rata-Rata Curah Hujan (mm) Menurut Kecamatan dan Bulan di Kabupaten Banyuwangi, 2017

**Tabel**  
**Table** 1.2.4

#### Monthly Average Precipitation by Subdistrict of Banyuwangi Regency 2017

|     | Kecamatan<br>Subdistrict | Januari<br>January | Pebruari<br>February | Maret<br>March | April<br>April | Mei<br>May | Juni<br>June |
|-----|--------------------------|--------------------|----------------------|----------------|----------------|------------|--------------|
|     | (1)                      | (2)                | (3)                  | (4)            | (5)            | (6)        | (7)          |
| 010 | Pesanggaran              | 314                | 362                  | 192            | 252            | 286        | -            |
| 011 | Siliragung               | -                  | -                    | -              | -              | -          | -            |
| 020 | Bangorejo                | 29                 | 329                  | 114            | 296            | 98         | 171          |
| 030 | Purwoharjo               | 108                | 85                   | 86             | 116            | 81         | 105          |
| 040 | Tegaldlimo               | 210                | 178                  | 226            | 120            | 122        | 36           |
| 050 | Muncar                   | -                  | 115                  | -              | 212            | 122        | 127          |
| 060 | Cluring                  | -                  | -                    | -              | -              | -          | -            |
| 070 | Gambiran                 | -                  | -                    | -              | -              | -          | -            |
| 071 | Tegalsari                | 202                | 261                  | 213            | 354            | 162        | 185          |
| 080 | Glenmore                 | 254                | 263                  | 179            | 224            | 311        | 416          |
| 090 | Kalibaru                 | 175                | 85                   | 173            | 153            | 169        | 119          |
| 100 | Genteng                  | 400                | 152                  | 172            | 206            | 220        | 240          |
| 110 | Srono                    | -                  | 136                  | -              | 444            | 163        | 367          |
| 120 | Rogojampi                | 481                | 267                  | 248            | 415            | 253        | 452          |
| 121 | Blimbingsari             | 278                | 162                  | 132            | 230            | 60         | 190          |
| 130 | Kabat                    | 279                | 175                  | 132            | 194            | 98         | 171          |
| 140 | Singojuruh               | 516                | 307                  | -              | 410            | 284        | 604          |
| 150 | Sempu                    | 469                | 122                  | 238            | 206            | 187        | 368          |
| 160 | Songgon                  | 1 136              | 166                  | 481            | 417            | 542        | 714          |
| 170 | Glagah                   | 493                | 96                   | -              | 17             | 84         | 117          |
| 171 | Licin                    | 397                | 128                  | 180            | 192            | 339        | 384          |
| 180 | Banyuwangi               | 244                | 225                  | 121            | 84             | 73         | 173          |
| 190 | Giri                     | -                  | -                    | -              | -              | -          | -            |
| 200 | Kalipuro                 | 325                | 213                  | 133            | -              | 82         | 112          |
| 210 | Wongsorejo               | 422                | 365                  | 29             | -              | 42         | 122          |

Sumber : Badan Meteorologi Klimatologi dan Geofisika, Stasiun Meteorologi Banyuwangi

Source : Climatology Meteorology and Geophysics, Meteorology Office of Banyuwangi Regency

Lanjutan Tabel / Continuation of Table 1.2.4

| Kecamatan<br>Subdistrict | Juli<br>July | Agustus<br>August | September<br>September | Oktober<br>October | Nopember<br>November | Desember<br>December |
|--------------------------|--------------|-------------------|------------------------|--------------------|----------------------|----------------------|
| (1)                      | (8)          | (9)               | (10)                   | (11)               | (12)                 | (13)                 |
| 010 Pesanggaran          | 262          | 16                | 0                      | 94                 | 418                  | 401                  |
| 011 Siliragung           | -            | -                 | -                      | -                  | -                    | -                    |
| 020 Bangorejo            | 167          | 0                 | 0                      | 106                | 436                  | 314                  |
| 030 Purwoharjo           | 93           | 0                 | 0                      | 62                 | 313                  | 280                  |
| 040 Tegaldimo            | 109          | 22                | 0                      | 146                | 276                  | 246                  |
| 050 Muncar               | 248          | 92                | 0                      | 86                 | 207                  | 188                  |
| 060 Cluring              | -            | -                 | -                      | -                  | -                    | -                    |
| 070 Gambiran             | -            | -                 | -                      | -                  | -                    | -                    |
| 071 Tegalsari            | 156          | 0                 | 10                     | 131                | 419                  | 387                  |
| 080 Glenmore             | 194          | 59                | 50                     | 522                | 545                  | 353                  |
| 090 Kalibaru             | 165          | 38                | 84                     | 236                | 685                  | 369                  |
| 100 Genteng              | 347          | 71                | 30                     | 72                 | -                    | 484                  |
| 110 Srono                | 458          | 94                | 16                     | 38                 | 258                  | 154                  |
| 120 Rogojampi            | 204          | 78                | 9                      | 88                 | 297                  | 294                  |
| 121 Blimbingsari         | 143          | 25                | 13                     | 93                 | 240                  | 375                  |
| 130 Kabat                | 157          | 22                | 3                      | 72                 | 308                  | 298                  |
| 140 Singojuruh           | 168          | 71                | 8                      | 136                | 438                  | 320                  |
| 150 Sempu                | 257          | 25                | 41                     | 222                | 557                  | 471                  |
| 160 Songgon              | 439          | 71                | 30                     | 294                | 1080                 | 801                  |
| 170 Glagah               | 71           | 5                 | 0                      | 70                 | 379                  | 443                  |
| 171 Licin                | 254          | 34                | 25                     | 111                | 262                  | 127                  |
| 180 Banyuwangi           | 114          | 48                | 9                      | 113                | 193                  | 277                  |
| 190 Giri                 | -            | -                 | -                      | -                  | -                    | -                    |
| 200 Kalipuro             | -            | 79                | 8                      | 33                 | 467                  | 218                  |
| 210 Wongsorejo           | -            | 0                 | 0                      | 0                  | 163                  | 240                  |

Sumber : Badan Meteorologi Klimatologi dan Geofisika, Stasiun Meteorologi Banyuwangi

Source : *Climatology Meteorology and Geophysics, Meteorology Office of Banyuwangi Regency*

## GEOGRAPHIC AND CLIMATE

**Tabel** 1.2.5 Rata-Rata Hari Hujan Menurut Kecamatan dan Bulan , 2017  
**Table** 1.2.5 *Monthly Average of Rainy Days by Subdistricts, 2017*

| Kecamatan<br>Subdistrict | Januari<br>January | Pebruari<br>February | Maret<br>March | April<br>April | Mei<br>May | Juni<br>June |
|--------------------------|--------------------|----------------------|----------------|----------------|------------|--------------|
| (1)                      | (2)                | (3)                  | (4)            | (5)            | (6)        | (7)          |
| 010 Pesanggaran          | 19                 | 14                   | 15             | 11             | 13         | -            |
| 011 Siliragung           | -                  | -                    | -              | -              | -          | -            |
| 020 Bangorejo            | 2                  | 5                    | 6              | 6              | 4          | 2            |
| 030 Purwoharjo           | 6                  | 7                    | 6              | 9              | 6          | 8            |
| 040 Tegaldlimo           | 6                  | 9                    | 8              | 7              | 5          | 2            |
| 050 Muncar               | -                  | 7                    | -              | 9              | 8          | 8            |
| 060 Cluring              | -                  | -                    | -              | -              | -          | -            |
| 070 Gambiran             | -                  | -                    | -              | -              | -          | -            |
| 071 Tegalsari            | 13                 | 13                   | 11             | 13             | 9          | 7            |
| 080 Glenmore             | 16                 | 14                   | 14             | 11             | 14         | 18           |
| 090 Kalibaru             | 20                 | 15                   | 11             | 13             | 12         | 14           |
| 100 Genteng              | 15                 | 6                    | 7              | 10             | 12         | 10           |
| 110 Srono                | -                  | 9                    | -              | 10             | 9          | 10           |
| 120 Rogojampi            | 21                 | 9                    | 14             | 13             | 14         | 9            |
| 121 Blimbingsari         | 24                 | 14                   | 15             | 17             | 10         | 17           |
| 130 Kabat                | 24                 | 8                    | 8              | 15             | 9          | 10           |
| 140 Singojuruh           | 17                 | 9                    | -              | 14             | 14         | 14           |
| 150 Sempu                | 17                 | 12                   | 17             | 22             | 13         | 17           |
| 160 Songgon              | 25                 | 14                   | 20             | 14             | 14         | 25           |
| 170 Glagah               | 19                 | 9                    | -              | 3              | 11         | 11           |
| 171 Licin                | 24                 | 7                    | 14             | 12             | 13         | 16           |
| 180 Banyuwangi           | 22                 | 10                   | 13             | 16             | 16         | 13           |
| 190 Giri                 | -                  | -                    | -              | -              | -          | -            |
| 200 Kalipuro             | 18                 | 12                   | 8              | -              | 8          | 12           |
| 210 Wongsorejo           | 16                 | 17                   | 3              | =              | 1          | 3            |

Sumber : Badan Meteorologi Klimatologi dan Geofisika, Stasiun Meteorologi Banyuwangi  
Source : *Climatology Meteorology and Geophysics, Meteorology Office of Banyuwangi Regency*

Lanjutan Tabel / Continuation of Table 1.2.5

| Kecamatan<br>Subdistrict | Juli<br>July | Agustus<br>August | September<br>September | Oktober<br>October | November<br>November | Desember<br>December |
|--------------------------|--------------|-------------------|------------------------|--------------------|----------------------|----------------------|
| (1)                      | (8)          | (9)               | (10)                   | (11)               | (12)                 | (13)                 |
| 010 Pesanggaran          | 17           | 4                 | 0                      | 10                 | 20                   | 21                   |
| 011 Siliragung           | -            | -                 | -                      | -                  | -                    | -                    |
| 020 Bangorejo            | 6            | 0                 | 0                      | 4                  | 14                   | 11                   |
| 030 Purwoharjo           | 8            | 0                 | 0                      | 5                  | 18                   | 15                   |
| 040 Tegaldimo            | 6            | 1                 | 0                      | 5                  | 14                   | 14                   |
| 050 Muncar               | 10           | 3                 | 0                      | 6                  | 11                   | 11                   |
| 060 Cluring              | -            | -                 | -                      | -                  | -                    | -                    |
| 070 Gambiran             | -            | -                 | -                      | -                  | -                    | -                    |
| 071 Tegalsari            | 7            | 0                 | 1                      | 9                  | 16                   | 14                   |
| 080 Glenmore             | 13           | 7                 | 6                      | 13                 | 21                   | 20                   |
| 090 Kalibaru             | 12           | 5                 | 7                      | 6                  | 26                   | 19                   |
| 100 Genteng              | 9            | 6                 | 5                      | 7                  | -                    | 25                   |
| 110 Srono                | 8            | 3                 | 2                      | 6                  | 15                   | 11                   |
| 120 Rogojampi            | 10           | 6                 | 2                      | 7                  | 17                   | 19                   |
| 121 Blimbingsari         | 17           | 10                | 4                      | 13                 | 21                   | 25                   |
| 130 Kabat                | 8            | 4                 | 1                      | 6                  | 17                   | 15                   |
| 140 Singojuruh           | 9            | 5                 | 3                      | 11                 | 22                   | 20                   |
| 150 Sempu                | 14           | 5                 | 9                      | 15                 | 22                   | 17                   |
| 160 Songgon              | 17           | 5                 | 5                      | 10                 | 21                   | 27                   |
| 170 Glagah               | 9            | 1                 | 0                      | 8                  | 19                   | 21                   |
| 171 Licin                | 15           | 6                 | 3                      | 12                 | 16                   | 15                   |
| 180 Banyuwangi           | 16           | 8                 | 7                      | 13                 | 19                   | 16                   |
| 190 Giri                 | -            | -                 | -                      | -                  | -                    | -                    |
| 200 Kalipuro             | -            | 5                 | 2                      | 5                  | 15                   | 16                   |
| 210 Wongsorejo           | -            | 0                 | 0                      | 0                  | 15                   | 13                   |

Sumber : Badan Meteorologi Klimatologi dan Geofisika, Stasiun Meteorologi Banyuwangi

Source : Climatology Meteorology and Geophysics, Meteorology Office of Banyuwangi Regency

## GEOGRAPHIC AND CLIMATE

**Tabel** 1.2.6 Jaringan Irigasi Menurut Jenis Bangunan dan Volume, 2017  
**Table** 1.2.6 *Irrigation Network by Type and Volume of the Building, 2017*

| Jenis Bangunan<br><i>Type of Building</i> | Satuan<br><i>Unit</i> | Volume<br><i>Volume</i> |
|---|-----------------------|-------------------------|
| (1)                                       | (2)                   | (3)                     |
| <b>I. BENDUNG</b>                         |                       |                         |
| 1. Bendungan Gerak                        | Buah                  | 2                       |
| 2. Bendungan Tetap                        | Buah                  | 276                     |
| 3. Pengambilan Bebas                      | Buah                  | 108                     |
| <b>II. SALURAN</b>                        |                       |                         |
| 1. Saluran Primer                         | Meter                 | 3 718 173               |
| 2. Saluran Sekunder                       | Meter                 | 2 204 140               |
| 3. Saluran Tersier (50 M dari Bang)       | Meter                 | 797 130                 |
| 4. Saluran Supleksi                       | Meter                 | 9 972                   |
| 5. Saluran Gendong                        | Meter                 | 0                       |
| 6. Saluran Pembuang                       | Meter                 | 11 219 620              |
| <b>III. BANGUNAN</b>                      |                       |                         |
| 1. Bangunan Bagi                          | Buah                  | 145                     |
| 2. Bangunan Bagi Sadap                    | Buah                  | 447                     |
| 3. Bangunan Sadap                         | Buah                  | 131                     |
| <b>IV. BANGUNAN PELENGKAP</b>             |                       |                         |
| 1. Bangunan Gorong-gorong                 | Buah                  | 385                     |
| 2. Bangunan Talang                        | Buah                  | 98                      |
| 3. Bangunan Terjun                        | Buah                  | 129                     |
| 4. Bangunan Pelimpah Samping              | Buah                  | 102                     |
| 5. Bangunan Lain-lain                     | Buah                  | 116                     |
| <b>V. LAIN – LAIN</b>                     |                       |                         |
| 1. Jembatan                               | Buah                  | 487                     |
| 2. Syphon                                 | Buah                  | 9                       |
| 3. Kantong Lumpur                         | Buah                  | 43                      |
| 4. Pintu Penguras/ Pembilas               | Buah                  | 298                     |
| 5. Fre Intik/ Lain-lain                   | Buah                  | 612                     |

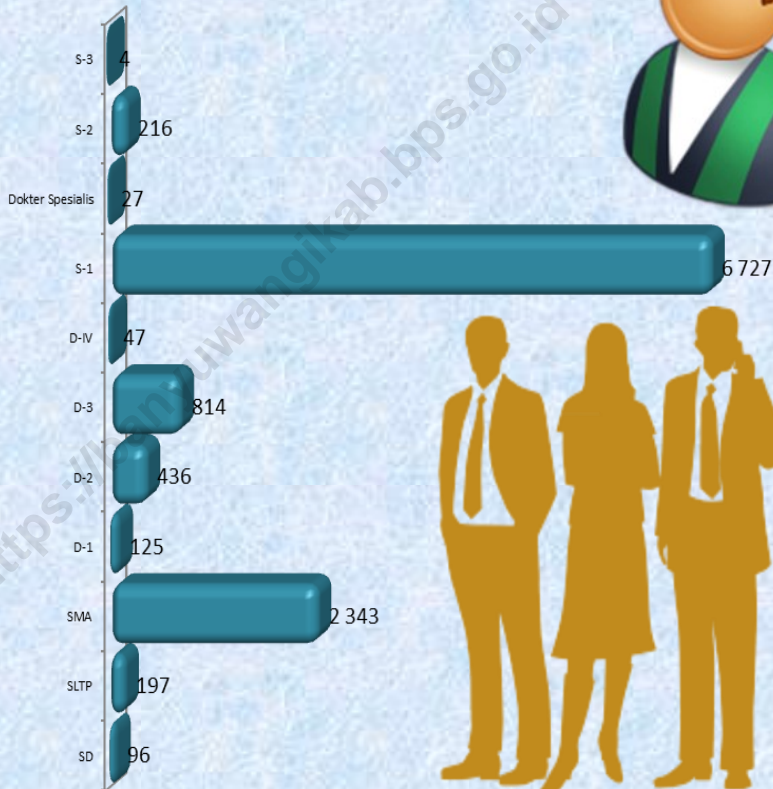
Sumber : Dinas Pekerjaan Umum Pengairan Kabupaten Banyuwangi

Source : Public Works Watering Department of Banyuwangi Regency

# PEMERINTAHAN GOVERNMENT

# 2

## JUMLAH PNS KABUPATEN BANYUWANGI MENURUT TINGKAT PENDIDIKAN



Jumlah PNS terbanyak menurut pendidikan di Kabupaten Banyuwangi tahun 2017 didominasi oleh S1 yakni sebanyak 6 727 orang, sedangkan terendah adalah PNS dengan tingkat pendidikan S3 sebanyak 4 orang.





Penjelasan Teknis

*Technical Notes*

1. Pemerintahan adalah suatu sistem yang mengatur segala kegiatan masyarakat dalam suatu daerah atau wilayah yang meliputi segala aspek kehidupan berdasarkan norma-norma tertentu.
2. Kabupaten Banyuwangi merupakan salah satu unit pemerintahan di Provinsi Jawa Timur yang terdiri dari beberapa kecamatan. Kecamatan terdiri dari beberapa desa/ kelurahan, yang masih terbagi dalam dusun/ lingkungan hingga tingkat Rukun Warga (RW) dan Rukun Tetangga (RT)
3. Kabupaten Banyuwangi terdiri dari 25 Kecamatan, 217 Desa / Kelurahan, 836 Dusun / Lingkungan, serta 3.009 RW dan 10.564 RT

1. *A government is an administrative system to regulate all of people activities in a certain area or region, which includes all aspects of human life under the certain norms of humanity.*
2. *Banyuwangi Regency, one of the government unit in Jawa Timur Province that consists of several subdistricts. Every subdistricts consists of several villages that divided into Environment to Pillars of Citizens and Neighborhood.*
3. *Banyuwangi Regency consists of 25 Subdistricts, 217 Villages, 836 Environments and also 3.009 Pillars of Citizens and 10.564 Neighborhood .*

## GOVERNMENT

### 2.1 WILAYAH ADMINISTRASI ADMINISTRATIVE REGION

Banyaknya Desa/Kelurahan, Lingkungan/Dusun, Rukun Warga dan Rukun Tetangga Menurut Kecamatan Kabupaten Banyuwangi, 2017

**Tabel**  
**Table** 2.1

*Number of Villages, Neighborhood, Residents and Neighboring Pillars by Subdistrict of Banyuwangi Regency, 2017*

| Kecamatan<br>Subdistrict | Kelurahan/Desa<br>Villages | Lingkungan/Dusun<br>Neighborhood | RW<br>Resident<br>Pillars | RT<br>Neighboring<br>Pillars |
|--------------------------|----------------------------|----------------------------------|---------------------------|------------------------------|
| (1)                      | (2)                        | (3)                              | (4)                       | (5)                          |
| 010 Pesanggaran          | - / 5                      | - / 16                           | 66                        | 283                          |
| 011 Siliragung           | - / 5                      | - / 17                           | 206                       | 242                          |
| 020 Bangorejo            | - / 7                      | - / 22                           | 96                        | 381                          |
| 030 Purwoharjo           | - / 8                      | - / 29                           | 107                       | 529                          |
| 040 Tegaldlimo           | - / 9                      | - / 26                           | 58                        | 401                          |
| 050 Muncar               | - / 10                     | - / 28                           | 196                       | 759                          |
| 060 Cluring              | - / 9                      | - / 32                           | 153                       | 523                          |
| 070 Gambiran             | - / 6                      | - / 26                           | 91                        | 394                          |
| 071 Tegalsari            | - / 6                      | - / 18                           | 70                        | 333                          |
| 080 Glenmore             | - / 7                      | - / 38                           | 152                       | 468                          |
| 090 Kalibaru             | - / 6                      | - / 24                           | 109                       | 413                          |
| 100 Genteng              | - / 5                      | - / 28                           | 132                       | 552                          |
| 110 Srono                | - / 10                     | - / 42                           | 144                       | 552                          |
| 120 Rogojampi            | - / 10                     | - / 47                           | 151                       | 417                          |
| 121 Blimbingsari         | - / 10                     | 37                               | 121                       | 415                          |
| 130 Kabat                | - / 14                     | - / 53                           | 193                       | 463                          |
| 140 Singojuruh           | - / 11                     | - / 52                           | 124                       | 366                          |
| 150 Sempu                | - / 7                      | - / 33                           | 131                       | 548                          |
| 160 Songgon              | - / 9                      | - / 50                           | 119                       | 341                          |
| 170 Glagah               | 2 / 8                      | 9 / 25                           | 83                        | 311                          |
| 171 Licin                | - / 8                      | - / 37                           | 84                        | 265                          |
| 180 Banyuwangi           | 18 / -                     | 47 / -                           | 150                       | 557                          |
| 190 Giri                 | 4 / 2                      | 16 / 11                          | 49                        | 156                          |
| 200 Kalipuro             | 4 / 5                      | 22 / 20                          | 119                       | 403                          |
| 210 Wongsorejo           | - / 12                     | - / 31                           | 105                       | 492                          |
| Jumlah/ Total            | 28 / 189                   | 94 / 742                         | 3 009                     | 10 564                       |

Sumber : Bagian Pemerintahan Setda Kabupaten Banyuwangi

Source : The Government Secretariat Area of Banyuwangi Regency

## 2.2 DEWAN PERWAKILAN RAKYAT DAERAH (DPRD) REGIONAL PEOPLE'S REPRESENTATIVE COUNCIL

**Tabel** 2.2.1 Banyaknya Anggota DPRD Menurut Partai Politik dan Jenis Kelamin Kabupaten Banyuwangi, 2017  
**Table** 2.2.1 *Numbers of Parliament Members by Political Party and Sex of Banyuwangi Regency, 2017*

| Partai Politik<br><i>Political Party</i> | Anggota / <i>Members</i> |                            |                        | Persentase<br><i>Percentage</i> |
|--|--------------------------|----------------------------|------------------------|---------------------------------|
|  | Laki-laki<br><i>Male</i> | Perempuan<br><i>Female</i> | Jumlah<br><i>Total</i> |                                 |
| (1)                                      | (2)                      | (3)                        | (4)                    | (5)                             |
| 1. PDI-P                                 | 9                        | 1                          | 10                     | 20%                             |
| 2. PARTAI DEMOKRAT                       | 3                        | 2                          | 5                      | 10%                             |
| 3. GOLKAR                                | 5                        | 2                          | 7                      | 14%                             |
| 4. PKB                                   | 6                        | 4                          | 10                     | 20%                             |
| 5. PKNU                                  | 2                        | 0                          | 2                      | 4%                              |
| 6. PARTAI GERINDRA                       | 5                        | 0                          | 5                      | 10%                             |
| 7. PARTAI HANURA                         | 4                        | 0                          | 4                      | 8%                              |
| 8. PPP                                   | 4                        | 0                          | 4                      | 8%                              |
| 9. PAN                                   | 1                        | 0                          | 1                      | 2%                              |
| 10. PKS                                  | 1                        | 1                          | 2                      | 4%                              |
| Jumlah / <i>Total</i>                    | 40                       | 10                         | 50                     | 100%                            |

Sumber : Sekretariat DPRD Kabupaten Banyuwangi

Source : *The Parliament Secretariat of Banyuwangi Regency*

## GOVERNMENT

**Tabel**  
**Table**

2.2.2

**Banyaknya Keputusan DPRD menurut Jenis Keputusan  
Kabupaten Banyuwangi, 2013- 2017**

*The Number of Legislative Decisions by the Type of Decision  
of Banyuwangi Regency, 2013- 2017*

| Jenis Keputusan<br><i>Type of Decision</i>                                      | Tahun / <i>Years</i> |      |      |      |      |
|---|----------------------|------|------|------|------|
|   | 2013                 | 2014 | 2015 | 2016 | 2017 |
| (1)   | (2)                  | (3)  | (4)  | (5)  | (6)  |
| Peraturan Daerah<br><i>Local Regulations</i>                                    | 12                   | 14   | 15   | 10   | 19   |
| Keputusan DPRD<br><i>Legislative Decisions</i>                                  | 23                   | 24   | 30   | 32   | 29   |
| Keputusan Pimpinan DPRD<br><i>Decisions of the Leadership<br/>of Parliament</i> | 6                    | 4    | 0    | 32   | 2    |
| Keputusan Daerah<br><i>Local Decisions</i>                                      | 0                    | 0    | 0    | 0    | 0    |
| Rapat-Rapat / <i>Assembly</i>   |                      |      |      |      |      |
| 1. Paripurna  | 55                   | 47   | 54   | 70   | 48   |
| 2. Banmus   | 12                   | 14   | 17   | 23   | 27   |
| 3. Banggar  | 13                   | 14   | 16   | 17   | 24   |
| 4. Komisi   | 264                  | 50   | 82   | 226  | 182  |
| 5. Balgda   | 10                   | 25   | 28   | 25   | 20   |
| 6. Badan Kehormatan   | 8                    | 6    | 7    | 8    | 2    |
| 7. Pansus   | 48                   | 77   | 90   | 77   | 65   |
| Jumlah / <i>Total</i>   | 451                  | 275  | 339  | 520  | 418  |

Sumber : Sekretariat DPRD Kabupaten Banyuwangi

Source : *The Parliament Secretariat Of Banyuwangi Regency*

### 2.3 PEGAWAI NEGERI OFFICER

**Tabel**  
**Table** 2.3.1

Banyaknya Pegawai Negeri Sipil Menurut Tingkat Pendidikan dan Jenis Kelamin Kabupaten Banyuwangi, 2017

*Number of Civil Servants by Educational Level and Sex of Banyuwangi Regency, 2017*

| Tingkat Pendidikan<br><i>Educational Level</i> | Jenis Kelamin / Sex      |                            |                        |
|--|--------------------------|----------------------------|------------------------|
|  | Laki-laki<br><i>Male</i> | Perempuan<br><i>Female</i> | Jumlah<br><i>Total</i> |
| (1)  | (2)                      | (3)                        | (4)                    |
| SD<br><i>Primary School</i>                    | 91                       | 5                          | 96                     |
| SLTP<br><i>Junior High School</i>              | 188                      | 9                          | 197                    |
| SLTA<br><i>Senior High School</i>              | 1 673                    | 670                        | 2 343                  |
| Diploma I<br>Diploma I                         | 32                       | 93                         | 125                    |
| Diploma II<br>Diploma II                       | 210                      | 226                        | 436                    |
| Diploma III<br>Diploma III                     | 196                      | 618                        | 814                    |
| Diploma IV                                     | 32                       | 15                         | 47                     |
| Sarjana 1<br><i>University</i>                 | 3 475                    | 3 252                      | 6 727                  |
| Dokter Spesialis                               | 16                       | 11                         | 27                     |
| S-2  | 168                      | 48                         | 216                    |
| S-3  | 4                        | 0                          | 4                      |
| Jumlah / <i>Total</i>                          | 6 085                    | 4 947                      | 11 032                 |

Sumber : Badan Kepegawaian dan Diklat Kabupaten Banyuwangi

Source : *Government Official Administration of Banyuwangi Regency*

## GOVERNMENT

**Tabel**  
**Table**

2.3.2

**Banyaknya Pegawai Negeri Sipil Menurut Dinas/Instansi Pemerintah dan Golongan Kabupaten Banyuwangi, 2017**

**Number of Government Official by Government Agencies and Grade of Banyuwangi Regency, 2017**

| Dinas/Instansi Pemerintah<br><i>Government Official</i>            | Golongan PNS / Grade |     |       |       | Jumlah<br><i>Total</i> |
|--|----------------------|-----|-------|-------|------------------------|
|  | I                    | II  | III   | IV    |                        |
| (1)  | (2)                  | (3) | (4)   | (5)   | (6)                    |
| 1. Sekretariat Daerah  | 6                    | 97  | 102   | 15    | 220                    |
| 2. Sekretariat DPRD  | 1                    | 12  | 12    | 4     | 29                     |
| 3. Inspektorat   | 1                    | 5   | 30    | 12    | 48                     |
| 4. Dinas Pendidikan  | 30                   | 390 | 2 554 | 3 943 | 6 917                  |
| 5. Dinas Pemuda dan Olahraga                                       | 1                    | 11  | 9     | 3     | 24                     |
| 6. Dinas Pertanian   | 2                    | 33  | 113   | 20    | 168                    |
| 7. Dinas Perumahan dan Kawasan<br>Pemukiman                        | 6                    | 51  | 38    | 3     | 98                     |
| 8. Dinas Pekerjaan Umum, Bina Marga,<br>Cipta Karya dan Tata Ruang | 13                   | 159 | 27    | 3     | 202                    |
| 9. Dinas Pekerjaan Umum Pengairan                                  | 9                    | 42  | 18    | 7     | 76                     |
| 10. Dinas Tenaga Kerja dan Transmigrasi                            | 0                    | 9   | 3     | 4     | 16                     |
| 11. Dinas Perindustrian dan Perdagangan                            | 0                    | 2   | 12    | 7     | 21                     |
| 12. Dinas Koperasi dan Usaha Mikro Kecil<br>dan Menengah (UMKM)    | 0                    | 6   | 12    | 4     | 22                     |
| 13. Dinas Perhubungan  | 2                    | 77  | 21    | 4     | 104                    |
| 14. Dinas Sosial   | 2                    | 9   | 11    | 4     | 26                     |

Lanjutan Tabel / *Continuation of Table 2.3.2*

| Dinas/Instansi Pemerintah<br><i>Government Official</i> | Golongan PNS / <i>Grade</i> |     |     |     | Jumlah<br><i>Total</i> |
|---|-----------------------------|-----|-----|-----|------------------------|
|   | I                           | II  | III | IV  |                        |
| (1)   | (2)                         | (3) | (4) | (5) | (6)                    |
| 15. Dinas Kebudayaan dan Pariwisata                     | 1                           | 18  | 24  | 3   | 46                     |
| 16. Dinas Perikanan dan Pangan                          | 1                           | 3   | 24  | 5   | 33                     |
| 17. Dinas Kesehatan                                     | 10                          | 531 | 602 | 45  | 1 188                  |
| 18. Dinas Kependudukan dan Catatan Sipil                | 0                           | 16  | 22  | 6   | 44                     |
| 19. Dinas Pendapatan                                    | 0                           | 9   | 17  | 3   | 29                     |
| 20. Badan Perencanaan Pembangunan Daerah                | 0                           | 7   | 24  | 10  | 41                     |
| 21. Badan Kepegawaian, Pendidikan dan Pelatihan         | 0                           | 21  | 24  | 4   | 49                     |
| 22. Badan Pengelolaan Keuangan dan Aset Daerah          | 0                           | 11  | 35  | 3   | 49                     |
| 23. Badan Kesatuan Bangsa dan Politik                   | 0                           | 7   | 9   | 7   | 23                     |
| 24. Badan Pemberdayaan Masyarakat dan Pemerintah Desa   | 0                           | 8   | 16  | 6   | 30                     |
| 25. Badan Pemberdayaan Perempuan dan KB                 | 1                           | 7   | 72  | 28  | 108                    |
| 26. Dinas Penanaman Modal dan Pelayanan terpadu         | 0                           | 14  | 12  | 4   | 30                     |
| 27. Badan Lingkungan Hidup                              | 19                          | 79  | 21  | 5   | 124                    |
| 28. Badan Penanggulangan Bencana Daerah (BPBD)          | 0                           | 1   | 10  | 6   | 17                     |

## GOVERNMENT

Lanjutan Tabel / Continuation of Table 2.3.2

| Dinas/Instansi Pemerintah<br><i>Government Official</i> | Golongan PNS / <i>Grade</i> |              |              |              | Jumlah<br><i>Total</i> |
|---|-----------------------------|--------------|--------------|--------------|------------------------|
|   | I                           | II           | III          | IV           |                        |
| (1)   | (2)                         | (3)          | (4)          | (5)          | (6)                    |
| 29. Dinas Komunikasi, Informatika dan Persandian        | 0                           | 3            | 16           | 2            | 21                     |
| 30. Perpustakaan, dan Kearsipan                         | 1                           | 11           | 15           | 4            | 31                     |
| 31. RSUD Blambangan                                     | 3                           | 94           | 153          | 20           | 270                    |
| 32. RSUD Genteng  | 2                           | 72           | 102          | 15           | 191                    |
| 33. Satuan Polisi Pamong Praja                          | 1                           | 59           | 16           | 4            | 80                     |
| 34. Sekertariat KPU                                     | 0                           | 0            | 6            | 1            | 7                      |
| 35. Kantor Pemerintah Kecamatan dan Kelurahan           | 14                          | 289          | 300          | 47           | 650                    |
| <b>Jumlah / <i>Total</i></b>                            | <b>126</b>                  | <b>2 163</b> | <b>4 482</b> | <b>4 261</b> | <b>11 032</b>          |

Sumber : Badan Kepegawaian, Pendidikan dan Pelatihan Kabupaten Banyuwangi

Source : *Government Official Administration of Banyuwangi Regency*



**Tabel**  
**Table**

2.3.3

**Banyaknya Pegawai Negeri Sipil Menurut Dinas/Instansi Pemerintah dan Jenis Kelamin Kabupaten Banyuwangi, 2017**

***Number of Government Official by Government Agencies and Sex of Banyuwangi Regency, 2017***

|     | Dinas/Instansi Pemerintah<br><i>Government Official</i>         | Jenis Kelamin / Sex      |                            | Jumlah<br><i>Total</i> |
|-----|---|--------------------------|----------------------------|------------------------|
|     |   | Laki-Laki<br><i>Male</i> | Perempuan<br><i>Female</i> |                        |
|     | (1)   | (2)                      | (3)                        | (4)                    |
| 1.  | Sekretariat Daerah  | 161                      | 59                         | 220                    |
| 2.  | Sekretariat DPRD  | 18                       | 11                         | 29                     |
| 3.  | Inspektorat   | 31                       | 17                         | 48                     |
| 4.  | Dinas Pendidikan  | 3 547                    | 3 370                      | 6 917                  |
| 5.  | Dinas Pemuda dan Olahraga                                       | 19                       | 5                          | 24                     |
| 6.  | Dinas Pertanian   | 129                      | 39                         | 168                    |
| 7.  | Dinas Perumahan dan Kawasan<br>Pemukiman                        | 14                       | 2                          | 16                     |
| 8.  | Dinas Pekerjaan Umum, Bina Marga,<br>Cipta Karya dan Tata Ruang | 83                       | 15                         | 98                     |
| 9.  | Dinas Pekerjaan Umum Pengairan                                  | 190                      | 12                         | 202                    |
| 10. | Dinas Tenaga Kerja dan Transmigrasi                             | 16                       | 5                          | 21                     |
| 11. | Dinas Perindustrian dan Perdagangan                             | 67                       | 9                          | 76                     |
| 12. | Dinas Koperasi dan Usaha Mikro Kecil<br>dan Menengah (UMKM)     | 12                       | 10                         | 22                     |
| 13. | Dinas Perhubungan   | 94                       | 10                         | 104                    |
| 14. | Dinas Sosial, Tenaga Kerja dan<br>Transmigrasi                  | 18                       | 8                          | 26                     |

## GOVERNMENT

Lanjutan Tabel / Continuation of Table 2.3.3

| Dinas/Instansi Pemerintah<br><i>Government Official</i> | Jenis Kelamin / Sex      |                            | Jumlah<br><i>Total</i> |
|---|--------------------------|----------------------------|------------------------|
|   | Laki-Laki<br><i>Male</i> | Perempuan<br><i>Female</i> |                        |
| (1)   | (2)                      | (3)                        | (4)                    |
| 15. Dinas Kebudayaan dan Pariwisata                     | 35                       | 11                         | 46                     |
| 16. Dinas Perikanan dan Pangan                          | 25                       | 8                          | 33                     |
| 17. Dinas Kesehatan                                     | 411                      | 777                        | 1 188                  |
| 18. Dinas Kependudukan dan Catatan Sipil                | 28                       | 16                         | 44                     |
| 19. Dinas Pendapatan                                    | 22                       | 7                          | 29                     |
| 20. Badan Perencanaan Pembangunan Daerah                | 33                       | 8                          | 41                     |
| 21. Badan Kepegawaian, Pendidikan dan Pelatihan         | 37                       | 12                         | 49                     |
| 22. Badan Pengelolaan Keuangan dan Aset Daerah          | 24                       | 25                         | 49                     |
| 23. Badan Kesatuan Bangsa dan Politik                   | 14                       | 9                          | 23                     |
| 24. Badan Pemberdayaan Masyarakat dan Pemerintah Desa   | 22                       | 8                          | 30                     |
| 25. Badan Pemberdayaan Perempuan dan KB                 | 47                       | 61                         | 108                    |
| 26. Dinas Penanaman Modal dan Pelayanan terpadu         | 24                       | 6                          | 30                     |
| 27. Badan Lingkungan Hidup                              | 109                      | 15                         | 124                    |
| 28. Badan Penanggulangan Bencana Daerah (BPBD)          | 12                       | 5                          | 17                     |

Lanjutan Tabel / Continuation of Table 2.3.3

| Dinas/Instansi Pemerintah<br><i>Government Official</i> | Jenis Kelamin / Sex      |                            | Jumlah<br><i>Total</i> |
|---|--------------------------|----------------------------|------------------------|
|   | Laki-Laki<br><i>Male</i> | Perempuan<br><i>Female</i> |                        |
| (1)   | (2)                      | (3)                        | (4)                    |
| 29. Dinas Komunikasi, Informatika dan Persandian        | 13                       | 8                          | 21                     |
| 30. Perpustakaan, dan Kearsipan                         | 24                       | 7                          | 31                     |
| 31. RSUD Blambangan                                     | 114                      | 156                        | 270                    |
| 32. RSUD Genteng  | 85                       | 106                        | 191                    |
| 33. Satuan Polisi Pamong Praja                          | 69                       | 11                         | 80                     |
| 34. Sekertariat KPU                                     | 7                        | 0                          | 7                      |
| 35. Kantor Pemerintah Kecamatan dan Kelurahan           | 531                      | 119                        | 650                    |
| <b>Jumlah / Total</b>                                   | <b>6 085</b>             | <b>4 947</b>               | <b>11 032</b>          |

Sumber : Badan Kepegawaian dan Diklat Kabupaten Banyuwangi

Source : *Government Official Administration of Banyuwangi Regency*

## GOVERNMENT

### 2.4 PEMERINTAHAN LAINNYA OTHERS of GOVERNMENT

**Tabel** 2.4.1  
**Table** 2.4.1  
Banyaknya Akta Kelahiran yang Dikeluarkan Menurut Kecamatan Kabupaten Banyuwangi, 2013-2017  
*Number of Birth Certificate Issued by Subdistrict of Banyuwangi Regency 2013-2017*

| Kecamatan<br>Subdistrict | Tahun / Years |               |               |               |               |
|--------------------------|---------------|---------------|---------------|---------------|---------------|
|                          | 2013          | 2014          | 2015          | 2016          | 2017          |
| (1)                      | (2)           | (3)           | (4)           | (5)           | (6)           |
| 010 Pesanggaran          | 1 950         | 1 512         | 1 040         | 861           | 965           |
| 011 Siliragung           | 2 378         | 1 316         | 937           | 1197          | 910           |
| 020 Bangorejo            | 2 995         | 2 723         | 1 181         | 1178          | 1220          |
| 030 Purwoharjo           | 1 643         | 1 606         | 1 173         | 981           | 1220          |
| 040 Tegaldlimo           | 2 048         | 1 826         | 1 163         | 2431          | 1122          |
| 050 Muncar               | 3 869         | 3 420         | 2 626         | 1298          | 2719          |
| 060 Cluring              | 3 086         | 2 258         | 1 455         | 1159          | 1517          |
| 070 Gambiran             | 1 813         | 1 964         | 1 195         | 1824          | 1329          |
| 071 Tegalsari            | 1 831         | 1 715         | 1 050         | 1433          | 986           |
| 080 Glenmore             | 1 889         | 1 886         | 1 385         | 1204          | 1394          |
| 090 Kalibaru             | 1 340         | 1 913         | 1 217         | 1045          | 1006          |
| 100 Genteng              | 2 408         | 2 354         | 1 817         | 833           | 1932          |
| 110 Srono                | 3 289         | 2 527         | 1 693         | 1552          | 1882          |
| 120 Rogojampi            | 3 220         | 2 587         | 1 722         | 1224          | 1004          |
| 121 Blimbingsari         |               |               |               |               | 910           |
| 130 Kabat                | 2 461         | 2 309         | 1 300         | 531           | 1276          |
| 140 Singojuruh           | 1 186         | 1 142         | 945           | 2656          | 916           |
| 150 Sempu                | 1 836         | 2 258         | 1 394         | 435           | 1503          |
| 160 Songgon              | 1 907         | 1 829         | 1 046         | 1161          | 1026          |
| 170 Glagah               | 1 203         | 777           | 541           | 972           | 657           |
| 171 Licin                | 1 032         | 771           | 541           | 1615          | 525           |
| 180 Banyuwangi           | 2 652         | 2 394         | 2 583         | 1349          | 2140          |
| 190 Giri                 | 1 304         | 706           | 456           | 1056          | 550           |
| 200 Kalipuro             | 2 693         | 2 252         | 1 490         | 823           | 1589          |
| 210 Wongsorejo           | 2 341         | 1 909         | 1 454         | 484           | 1511          |
| <b>Banyuwangi</b>        | <b>52 374</b> | <b>45 954</b> | <b>31 404</b> | <b>29 302</b> | <b>31 809</b> |

Sumber : Dinas Kependudukan dan Catatan Sipil Kabupaten Banyuwangi

Source : Service of population and Civil Records of Banyuwangi Regency

**Tabel** 2.4.2 **Banyaknya Sertifikat Tanah yang Dikeluarkan Menurut Jenis Hak Atas Tanah di Kabupaten Banyuwangi, 2015**  
**The number of Certificates Issued by Land Rights of Banyuwangi Regency, 2015**

| Hak Atas Tanah  | Tahun / Years |        |        |        |        |
|---|---------------|--------|--------|--------|--------|
|   | 2011          | 2012   | 2013   | 2014   | 2015   |
| (1)   | (2)           | (3)    | (4)    | (5)    | (6)    |
| Hak Milik<br><i>Right of Ownership</i>  | 15 371        | 16 382 | 15 572 | 14 078 | 17 957 |
| Hak Pakai<br><i>Right of Use</i>  | 17            | 16     | 57     | 23     | 41     |
| Hak Guna Bangunan<br><i>Right of Building</i>                                 | 147           | 131    | 121    | 314    | 875    |
| Hak Guna Usaha<br><i>Right of Cultivation</i>                                 | 9             | 2      | 2      | 13     | 2      |
| Hak Pengelolaan<br><i>Right of Management</i>                                 | -             | -      | -      | -      | 0      |
| Wakaf<br><i>Benefaction</i>   | 145           | 206    | 187    | 112    | 172    |
| Hak per Juni 1996 Hak Tanggungan<br><i>Right of Encumbrance per June 1996</i> | 4 957         | 5 743  | 6 552  | 6 131  | 6 540  |
| Jumlah  | 20 646        | 22 480 | 22 491 | 20 671 | 25 587 |

Sumber : Kanwil Badan Pertanahan Nasional Kabupaten Banyuwangi

Source : Regional Office National Land Board of Banyuwangi

## GOVERNMENT

**Tabel**  
**Table** 2.4.3

**Banyaknya Perkara yang Diterima dan Diselesaikan Menurut Bulan  
Kabupaten Banyuwangi, 2017**

**Number of Cases Accepted and Resolved by Months  
of Banyuwangi Regency, 2017**

| Bulan<br>Month                | Perkara Pidana<br>Criminal Cases |                          | Perkara Perdata<br>Civil Case |                          |                        |                          |
|-------------------------------|----------------------------------|--------------------------|-------------------------------|--------------------------|------------------------|--------------------------|
|                               | Diterima<br>Accepted             | Diselesaikan<br>Resolved | Gugatan<br>Accusation         |                          | Permohonan<br>Petition |                          |
|                               |                                  |                          | Diterima<br>Accepted          | Diselesaikan<br>Resolved | Diterima<br>Accepted   | Diselesaikan<br>Resolved |
| (1)                           | (2)                              | (3)                      | (4)                           | (5)                      | (6)                    | (7)                      |
| Sisa Tahun<br>Rest of<br>2016 |                                  | 109                      |                               | 86                       |                        | 10                       |
| Januari<br>January            | 68                               | 67                       | 19                            | 29                       | 22                     | 20                       |
| Pebruari<br>February          | 41                               | 56                       | 23                            | 25                       | 18                     | 16                       |
| Maret<br>March                | 49                               | 42                       | 18                            | 26                       | 31                     | 32                       |
| April<br>April                | 75                               | 69                       | 19                            | 20                       | 34                     | 31                       |
| Mei<br>May                    | 95                               | 92                       | 21                            | 23                       | 25                     | 29                       |
| Juni<br>June                  | 88                               | 54                       | 13                            | 20                       | 17                     | 20                       |
| Juli<br>July                  | 40                               | 81                       | 36                            | 14                       | 20                     | 18                       |
| Agustus<br>August             | 80                               | 70                       | 34                            | 38                       | 31                     | 29                       |
| September<br>September        | 66                               | 90                       | 24                            | 17                       | 26                     | 31                       |
| Oktober<br>October            | 59                               | 81                       | 42                            | 38                       | 36                     | 27                       |
| November<br>November          | 83                               | 54                       | 30                            | 37                       | 17                     | 27                       |
| Desember<br>December          | 62                               | 68                       | 14                            | 22                       | 17                     | 19                       |
| Jumlah<br>Total               | 836                              | 824                      | 293                           | 309                      | 294                    | 299                      |
| Sisa Tahun<br>Rest of<br>2017 |                                  | 121                      |                               | 70                       |                        | 5                        |

Sumber : Pengadilan Negeri Banyuwangi

Source: The District Court of Banyuwangi Regency

**Tabel**  
**Table** 2.4.4

**Banyaknya Narapidana Menurut Bulan dan Jenis Kelamin  
Kabupaten Banyuwangi, 2017**

*Number of Inmates by Month and Sex of Banyuwangi Regency, 2017*

| <b>Bulan</b><br><b>Month</b>  | <b>Laki-laki</b><br><b>Male</b> | <b>Perempuan</b><br><b>Female</b> | <b>Jumlah</b><br><b>Total</b> |
|-------------------------------|---------------------------------|-----------------------------------|-------------------------------|
| (1)                           | (2)                             | (3)                               | (4)                           |
| Januari<br><i>January</i>     | 400                             | 12                                | 412                           |
| Pebruari<br><i>February</i>   | 409                             | 15                                | 424                           |
| Maret<br><i>March</i>         | 393                             | 16                                | 409                           |
| April<br><i>April</i>         | 382                             | 17                                | 399                           |
| Mei<br><i>May</i>             | 403                             | 17                                | 420                           |
| Juni<br><i>June</i>           | 405                             | 15                                | 420                           |
| Juli<br><i>July</i>           | 413                             | 15                                | 428                           |
| Agustus<br><i>August</i>      | 419                             | 18                                | 437                           |
| September<br><i>September</i> | 457                             | 25                                | 482                           |
| Oktober<br><i>October</i>     | 451                             | 22                                | 473                           |
| November<br><i>November</i>   | 475                             | 23                                | 498                           |
| Desember<br><i>December</i>   | 471                             | 22                                | 493                           |

Sumber : Lembaga Pemasyarakatan Banyuwangi

Source : Correctional Institutions of Banyuwangi Regency

## GOVERNMENT

### Banyaknya Tahanan Menurut Bulan dan Jenis Kelamin Kabupaten Banyuwangi, 2017

**Tabel**  
**Table** 2.4.5

#### *Number of Prisoner by Month and Sex of Banyuwangi Regency, 2017*

| <b>Bulan</b><br><b>Month</b>  | <b>Laki-laki</b><br><b>Male</b> | <b>Perempuan</b><br><b>Female</b> | <b>Jumlah</b><br><b>Total</b> |
|-------------------------------|---------------------------------|-----------------------------------|-------------------------------|
| (1)                           | (2)                             | (3)                               | (4)                           |
| Januari<br><i>January</i>     | 337                             | 22                                | 359                           |
| Pebruari<br><i>February</i>   | 335                             | 18                                | 353                           |
| Maret<br><i>March</i>         | 385                             | 21                                | 410                           |
| April<br><i>April</i>         | 402                             | 27                                | 429                           |
| Mei<br><i>May</i>             | 375                             | 25                                | 400                           |
| Juni<br><i>June</i>           | 389                             | 32                                | 421                           |
| Juli<br><i>July</i>           | 384                             | 30                                | 414                           |
| Agustus<br><i>August</i>      | 409                             | 23                                | 432                           |
| September<br><i>September</i> | 398                             | 16                                | 414                           |
| Oktober<br><i>October</i>     | 393                             | 19                                | 412                           |
| November<br><i>November</i>   | 341                             | 16                                | 357                           |
| Desember<br><i>December</i>   | 359                             | 19                                | 378                           |

Sumber : Lembaga Pemasyarakatan Banyuwangi

Source : Correctional Institutions of Banyuwangi Regency



Tabel  
Table

2.4.6

Banyaknya Kecelakaan dan Korban Lalu Lintas  
di Kabupaten Banyuwangi, 2009-2017*Number of Traffic Accident and Victims of Banyuwangi Regency  
2009-2017*

| Tahun<br>Years | Jumlah Kecelakaan<br>Number of Traffic<br>Accident | Korban (orang)<br>Victims (people) |                              |                             |
|----------------|--|------------------------------------|------------------------------|-----------------------------|
|                |  | Meninggal<br>Died                  | Luka Berat<br>Serious Wounds | Luka Ringan<br>Light Wounds |
| (1)            | (2)  | (3)                                | (4)                          | (5)                         |
| 2009           | 259  | 172                                | 26                           | 214                         |
| 2010           | 342  | 204                                | 45                           | 356                         |
| 2011           | 312  | 145                                | 80                           | 363                         |
| 2012           | 723  | 27                                 | 493                          | 548                         |
| 2013           | 882  | 190                                | 678                          | 743                         |
| 2014           | 771  | 99                                 | 737                          | 551                         |
| 2015           | 730  | 157                                | 698                          | 378                         |
| 2016           | 810  | 225                                | 745                          | 263                         |
| 2017           | 802  | 226                                | 7                            | 897                         |

Sumber : Kepolisian Negara RI Resort Banyuwangi

Source : Indonesian National Police Resort Banyuwangi

<https://banyuwangikab.bps.go.id>

## KEPENDUDUKAN DAN KETENAGAKERJAAN POPULATION AND EMPLOYMENT

# 3

Banyaknya Penduduk Berumur 15 Tahun ke atas yang Bekerja  
Menurut Lapangan Usaha



Pada tahun 2015 Sektor Pertanian masih mendominasi penyerapan tenaga kerja di Kabupaten Banyuwangi, tercatat sebanyak 379.343 jiwa berusaha di sektor ini. Sementara sektor listrik dan air minum hanya 765 jiwa.



## PENDUDUK DAN KETENAGAKERJAAN

### Penjelasan Teknis

1. Sumber utama data kependudukan adalah Sensus Penduduk yang dilaksanakan setiap sepuluh tahun sekali. Sensus Penduduk (SP) telah dilaksanakan sebanyak enam kali yaitu tahun 1961, 1971, 1980, 1990, 2000 dan 2010
2. Penduduk Kabupaten Banyuwangi adalah semua orang yang berdomisili di wilayah teritorial Kabupaten Banyuwangi.
3. Jumlah penduduk Kabupaten Banyuwangi dari hasil proyeksi Sensus Penduduk 2010 yaitu sebesar 1.604.897 jiwa pada tahun 2017.
4. Rata-rata Pertumbuhan Penduduk adalah angka yang menunjukkan tingkat pertambahan penduduk per tahun dalam jangka waktu tertentu

### Technical Notes

1. *The main source of demographic data is Population Census, which is conducted every ten years. Population Census has been conducted six times since Indonesia's independence: 1961, 1971, 1980, 1990, 2000 and 2010.*
2. *Banyuwangi Regency Population are all residents of the entire territory of Banyuwangi Regency.*
3. *Based on 2010 Population Census, population of Banyuwangi Regency was 1.604.897 people in 2017.*
4. *Average growth of population is the annual population growth rate over a certain period.*

## POPULATION AND EMPLOYMENT

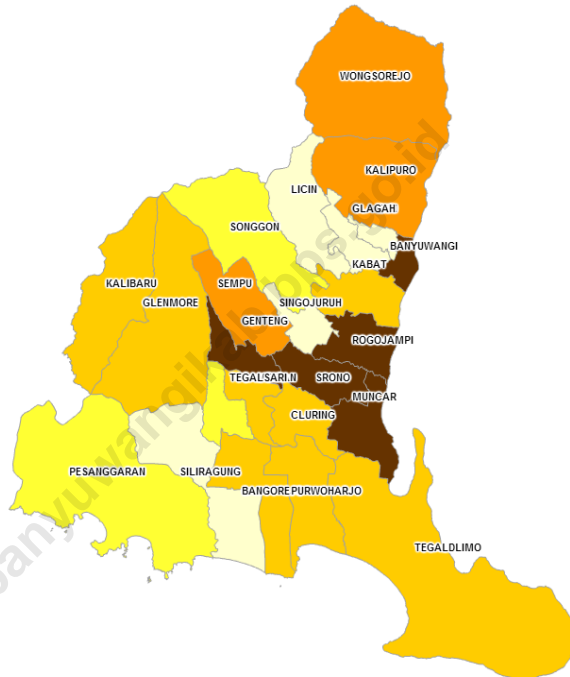
5. Kepadatan Penduduk adalah banyaknya penduduk per km persegi
  6. Kepadatan penduduk Kabupaten Banyuwangi adalah 272 jiwa setiap 1 km<sup>2</sup> tahun 2016 . Kepadatan penduduk tertinggi adalah Kecamatan Banyuwangi yaitu 3.605 jiwa/km<sup>2</sup>.
  7. Penduduk Usia Kerja adalah Penduduk yang berumur 15 tahun ke atas
  8. Bekerja adalah kegiatan dengan maksud memperoleh atau membantu memperoleh penghasilan atau keuntungan, selama paling sedikitnya satu jam dalam seminggu selama pencacahan.
5. *Population density is the number of people per square kilometer.*
  6. *Population density of Banyuwangi Regency was 272 people per square kilometre in 2016. Banyuwangi Subdistrict had the highest population density that was 3.605 people per square kilometer.*
  7. *Working Age Population is population aged 15 years and over.*
  8. *Working means an activity which is infended to earn income or to help earning income or profit, at least one hour continuously during the reference week.*

## PENDUDUK DAN KETENAGAKERJAAN


**Gambar**  
**Figure**

3.1

**Peta Kabupaten Banyuwangi Menurut Jumlah Penduduk, 2016**  
**Map of Banyuwangi Regency by Population 2016**

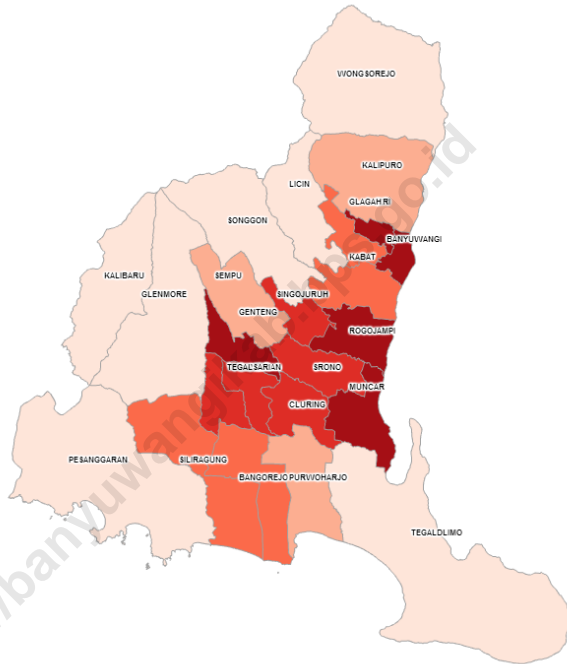


Keterangan / Note :

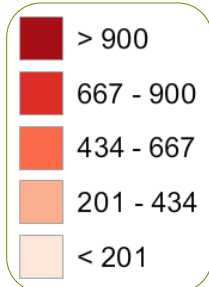


## POPULATION AND EMPLOYMENT

**Gambar** 3.2 **Peta Kabupaten Banyuwangi Kepadatan Penduduk, 2016**  
**Figure** 3.2 **Map of Banyuwangi Regency by Population Density, 2016**



Keterangan / Note :

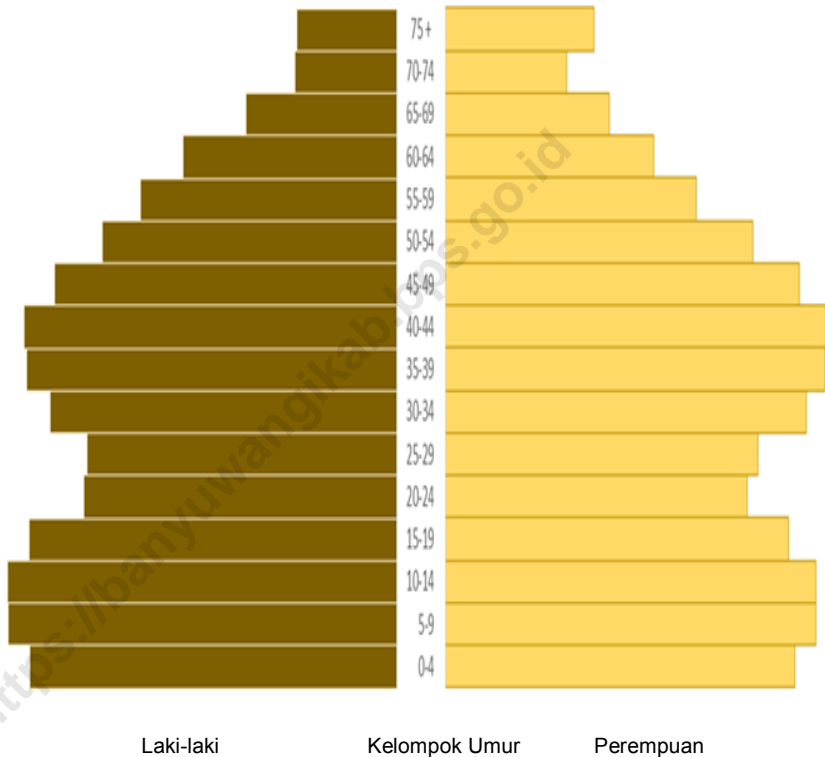




## PENDUDUK DAN KETENAGAKERJAAN

**Gambar**  
**Figure**

**3.3 Piramida Penduduk Kabupaten Banyuwangi, 2016**  
**Population Pyramid of Banyuwangi Regency, 2016**



Sumber : Badan Pusat Statistik Kabupaten Banyuwangi  
Keterangan : Diolah dari Hasil Sensus Penduduk (SP) 2010  
Source: BPS- Statistics of Banyuwangi Regency  
Note : Based on 2010 Population Census

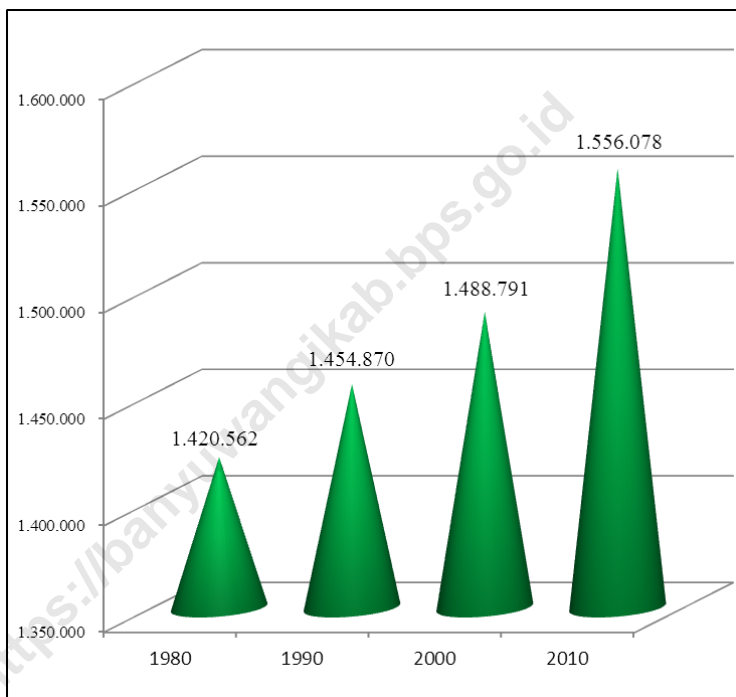
## POPULATION AND EMPLOYMENT

**Gambar**  
**Figure**

3.4

**Jumlah Penduduk Kabupaten Banyuwangi Hasil Sensus Penduduk 1980, 1990, 2000, 2010**

**Population of Banyuwangi Regency Based On 1980, 1990, 2000, 2010 Population Census**



Sumber : Badan Pusat Statistik Kabupaten Banyuwangi

Source : BPS- Statistics of Banyuwangi Regency

# PENDUDUK DAN KETENAGAKERJAAN

## 3.1 KEPENDUDUKAN POPULATION

**Tabel** 3.1.1 Luas Wilayah, dan Jumlah Penduduk Menurut Kecamatan Kabupaten Banyuwangi, 2016  
*Table* 3.1.1 *Areas and Population by Subdistricts of Banyuwangi Regency, 2016*

| Kecamatan<br>Subdistrict | Luas / Areas    |               | Penduduk (orang) /<br>Population (People) |            | Kepadatan Penduduk<br>(orang/km <sup>2</sup> )  |
|--------------------------|-----------------|---------------|---|------------|---|
|                          | km <sup>2</sup> | %             | Jumlah<br>Total                           | %          | Population Density<br>(People/km <sup>2</sup> ) |
| (1)                      | (2)             | (3)           | (4)                                       | (5)        | (6)   |
| 010 Pesanggaran          | 802,50          | 13,88         | 49 422                                    | 3,10       | 62  |
| 011 Siliragung           | 95,15           | 1,65          | 45 125                                    | 2,83       | 474   |
| 020 Bangorejo            | 137,43          | 2,38          | 60 405                                    | 3,79       | 440   |
| 030 Purwoharjo           | 200,30          | 3,46          | 65 800                                    | 4,13       | 329   |
| 040 Tegaldlimo           | 1 341,12        | 23,19         | 62 223                                    | 3,90       | 46  |
| 050 Muncar               | 146,07          | 2,53          | 133 187                                   | 8,36       | 912   |
| 060 Cluring              | 97,44           | 1,69          | 71 397                                    | 4,48       | 733   |
| 070 Gambiran             | 66,77           | 1,15          | 59 898                                    | 3,76       | 897   |
| 071 Tegalsari            | 65,23           | 1,13          | 47 304                                    | 2,97       | 725   |
| 080 Glenmore             | 421,98          | 7,30          | 70 894                                    | 4,45       | 168   |
| 090 Kalibaru             | 406,76          | 7,03          | 63 280                                    | 3,97       | 156   |
| 100 Genteng              | 82,34           | 1,42          | 85 149                                    | 5,34       | 1 034   |
| 110 Srono                | 100,77          | 1,74          | 89 069                                    | 5,59       | 884   |
| 120 Rogojampi            | 102,33          | 1,77          | 94 537                                    | 5,93       | 924   |
| 130 Kabat                | 107,48          | 1,86          | 69 393                                    | 4,35       | 646   |
| 140 Singojuruh           | 59,89           | 1,04          | 45 607                                    | 2,86       | 762   |
| 150 Sempu                | 174,83          | 3,02          | 72 323                                    | 4,54       | 414   |
| 160 Songgon              | 301,84          | 5,22          | 50 509                                    | 3,17       | 167   |
| 170 Glagah               | 76,75           | 1,33          | 35 063                                    | 2,20       | 457   |
| 171 Licin                | 169,25          | 2,93          | 28 764                                    | 1,80       | 170   |
| 180 Banyuwangi           | 30,13           | 0,52          | 108 617                                   | 6,81       | 3 605   |
| 190 Giri                 | 21,31           | 0,37          | 29 617                                    | 1,86       | 1 390   |
| 200 Kalipuro             | 310,03          | 5,36          | 84 320                                    | 5,29       | 272   |
| 210 Wongsorejo           | 464,80          | 8,04          | 77 908                                    | 4,89       | 168   |
| <b>Banyuwangi</b>        | <b>5 782,50</b> | <b>100,00</b> | <b>1 599 811</b>                          | <b>100</b> | <b>277</b>                                      |

Sumber : Badan Pusat Statistik Kabupaten Banyuwangi

Keterangan : Diolah dari Hasil Sensus Penduduk (SP) 2010

Source: BPS- Statistics of Banyuwangi Regency

Note : Based on 2010 Population Census

## POPULATION AND EMPLOYMENT

**Tabel  
Table**

**3.1.2**

**Jumlah Penduduk dan Laju pertumbuhan Penduduk  
Kabupaten Banyuwangi, 2000, 2010, dan 2017**

*Population and Population Growth Rate of  
Banyuwangi Regency 2000, 2010 and 2017*

| Kecamatan<br>Subdistrict | Jumlah Penduduk (orang)<br>Population |                  |                  | Laju Pertumbuhan Penduduk<br>Population Growth Rate<br>(%) |             |
|--------------------------|---------------------------------------|------------------|------------------|--|-------------|
|                          | 2000                                  | 2010             | 2017             | 2000-2010  | 2010-2017   |
| (1)                      | (2)                                   | (3)              | (4)              | (5)  | (6)         |
| 010 Pesanggaran          | 90 316                                | 48 412           | 49 108           | 0,27*  | 0,20        |
| 011 Siliragung           | -                                     | 44 390           | 45 440           | 0  | 0,33        |
| 020 Bangorejo            | 57 899                                | 59 442           | 60 247           | 0,26   | 0,19        |
| 030 Purwoharjo           | 63 589                                | 64 969           | 66 562           | 0,21   | 0,35        |
| 040 Tegaldlimo           | 59 472                                | 61 176           | 63 235           | 0,28   | 0,47        |
| 050 Muncar               | 122 238                               | 128 924          | 130 649          | 0,53   | 0,19        |
| 060 Cluring              | 67 871                                | 70 049           | 72 121           | 0,32   | 0,42        |
| 070 Gambiran             | 100 347                               | 58 412           | 59 404           | 0,41*  | 0,24        |
| 071 Tegalsari            | -                                     | 46 161           | 47 872           | 0  | 0,52        |
| 080 Glenmore             | 67 117                                | 69 471           | 72 015           | 0,35   | 0,51        |
| 090 Kalibaru             | 57 830                                | 61 181           | 62 575           | 0,56   | 0,32        |
| 100 Genteng              | 79 895                                | 83 124           | 84 423           | 0,4  | 0,22        |
| 110 Srono                | 84 217                                | 87 209           | 89 992           | 0,35   | 0,45        |
| 120 Rogojampi            | 88 791                                | 92 358           | 54 554           | 0,39   | 0,82*       |
| 121 Blimbingsari         | -                                     | -                | 52 492           | -  | -           |
| 130 Kabat                | 63 501                                | 67 137           | 60 103           | 0,56   | 0,65*       |
| 140 Singojuruh           | 45 890                                | 45 242           | 47 788           | -0,14  | 0,78        |
| 150 Sempu                | 69 543                                | 71 281           | 72 508           | 0,25   | 0,24        |
| 160 Songgon              | 49 857                                | 50 275           | 52 927           | 0,08   | 0,73        |
| 170 Glagah               | 58 708                                | 33 992           | 37 455           | 0,53*  | 1,39        |
| 171 Licin                | -                                     | 27 878           | 29 602           | 0  | 0,86        |
| 180 Banyuwangi           | 101 813                               | 106 000          | 110 042          | 0,4  | 0,53        |
| 190 Giri                 | 26 743                                | 28 510           | 29 692           | 0,64   | 0,58        |
| 200 Kalipuro             | 64 451                                | 76 179           | 77 426           | 1,69   | 0,23        |
| 210 Wongsorejo           | 68 703                                | 74 306           | 76 665           | 0,79   | 0,45        |
| <b>Banyuwangi</b>        | <b>1 488 791</b>                      | <b>1 556 078</b> | <b>1 604 897</b> | <b>0,44</b>  | <b>0,44</b> |

Sumber : Badan Pusat Statistik Kabupaten Banyuwangi

Keterangan : Diolah dari Hasil Sensus Penduduk (SP) 2010

Source: BPS- Statistics of Banyuwangi Regency

Note : Based on 2010 Population Census

## PENDUDUK DAN KETENAGAKERJAAN

**Tabel** 3.1.3 **Jumlah Penduduk Menurut Jenis Kelamin dan Rasio Jenis Kelamin Kabupaten Banyuwangi, 2017**  
**Table** 3.1.3 **Population by Sex and Sex Ratio of Banyuwangi Regency, 2017**

| Kecamatan<br>Subdistrict | Penduduk / Population |                     |                  | Rasio Jenis<br>Kelamin<br>Sex Ratio |
|--------------------------|-----------------------|---------------------|------------------|-------------------------------------|
|                          | Laki-laki<br>Male     | Perempuan<br>Female | Jumlah<br>Total  |                                     |
| (1)                      | (2)                   | (3)                 | (4)              | (5)                                 |
| 010 Pesanggaran          | 24 970                | 24 138              | 49 108           | 103                                 |
| 011 Siliragung           | 23 277                | 22 163              | 45 440           | 105                                 |
| 020 Bangorejo            | 30 483                | 29 764              | 60 247           | 102                                 |
| 030 Purwoharjo           | 33 440                | 33 122              | 66 562           | 101                                 |
| 040 Tegaldlimo           | 32 072                | 31 163              | 63 235           | 103                                 |
| 050 Muncar               | 66 237                | 64 412              | 130 649          | 103                                 |
| 060 Cluring              | 35 960                | 36 161              | 72 121           | 99                                  |
| 070 Gambiran             | 29 455                | 29 949              | 59 404           | 98                                  |
| 071 Tegalsari            | 23 813                | 24 059              | 47 872           | 99                                  |
| 080 Glenmore             | 34 898                | 37 117              | 72 015           | 94                                  |
| 090 Kalibaru             | 30 866                | 31 709              | 62 575           | 97                                  |
| 100 Genteng              | 42 207                | 42 216              | 84 423           | 100                                 |
| 110 Srono                | 44 830                | 45 162              | 89 992           | 99                                  |
| 120 Rogojampi            | 26 799                | 27 755              | 54 554           | 97                                  |
| 121 Blimbingsari         | 26 336                | 26 156              | 52 492           | 101                                 |
| 130 Kabat                | 29 893                | 30 210              | 60 103           | 99                                  |
| 140 Singojuruh           | 23 362                | 24 426              | 47 788           | 96                                  |
| 150 Sempu                | 36 223                | 36 285              | 72 508           | 100                                 |
| 160 Songgon              | 25 900                | 27 027              | 52 927           | 96                                  |
| 170 Glagah               | 18 359                | 19 096              | 37 455           | 96                                  |
| 171 Licin                | 14 695                | 14 907              | 29 602           | 99                                  |
| 180 Banyuwangi           | 53 932                | 56 110              | 110 042          | 96                                  |
| 190 Giri                 | 14 943                | 14 749              | 29 692           | 101                                 |
| 200 Kalipuro             | 38 377                | 39 049              | 77 426           | 98                                  |
| 210 Wongsorejo           | 37 599                | 39 066              | 76 665           | 96                                  |
| <b>Banyuwangi</b>        | <b>798 926</b>        | <b>805 971</b>      | <b>1 604 897</b> | <b>99</b>                           |

Sumber : Badan Pusat Statistik Kabupaten Banyuwangi

Keterangan : Diolah dari Hasil Sensus Penduduk (SP) 2010

Source: BPS- Statistics of Banyuwangi Regency

Note : Based on 2010 Population Census

## POPULATION AND EMPLOYMENT

**Tabel**  
**Table**

3.1.4

**Banyaknya Penduduk, Rumah Tangga, dan Rata-rata Anggota Rumah Tangga Kabupaten Banyuwangi, 1990, 2000, dan 2010 - 2017**

*Population, Number of Households and Average Household Size of Banyuwangi Regency, 1990, 2000, 2010 - 2017*

| <b>Tahun Year</b> | <b>Jumlah Penduduk Population</b> | <b>Jumlah Rumah Tangga Number of Households</b> | <b>Rata-rata Anggota Rumah Tangga Average Household Size</b> |
|-------------------|-----------------------------------|---|--|
| (1)               | (2)                               | (3)   | (4)  |
| 1990              | 1 454 870                         | 376 433   | 3,9  |
| 2000              | 1 488 791                         | 394 781   | 3,8  |
| 2010              | 1 556 078                         | 467 733   | 3,3  |
| 2011              | 1 564 833                         | 470 363   | 3,3  |
| 2012              | 1 568 898                         | 471 588   | 3,3  |
| 2013              | 1 574 778                         | 491 899   | 3,2  |
| 2014              | 1 588 082                         | 477 354   | 3,3  |
| 2015              | 1 594 083                         | 483 055   | 3,3  |
| 2016              | 1 599 811                         | 484 791   | 3,3  |
| 2017              | 1 604 897                         | 501 350   | 3,2  |

Sumber : Badan Pusat Statistik Kabupaten Banyuwangi

Keterangan : Diolah dari Hasil Sensus Penduduk (SP) 1990, 2000 dan 2010

Source: BPS - Statistics of Banyuwangi Regency

Note : Based on 1990, 2000, and 2010 Population Census

## PENDUDUK DAN KETENAGAKERJAAN

**Tabel  
Table**

**3.1.5**

**Banyaknya Penduduk Menurut Kelompok Umur dan Jenis Kelamin  
Kabupaten Banyuwangi, 2017**

*Number of Population by Age Group and Sex of Banyuwangi Regency  
2017*

| Kelompok Umur<br><i>Age Group</i> |      |                | Penduduk / Population    |                            |                        |
|-----------------------------------|------|----------------|--------------------------|----------------------------|------------------------|
|                                   |      |                | Laki-laki<br><i>Male</i> | Perempuan<br><i>Female</i> | Jumlah<br><i>Total</i> |
| (1)                               | (2)  | (3)            | (4)                      |                            |                        |
| 0                                 | - 4  | 58 237         | 55 843                   | 114 080                    |                        |
| 5                                 | - 9  | 63 027         | 60 484                   | 123 511                    |                        |
| 10                                | - 14 | 63 609         | 60 693                   | 124 302                    |                        |
| 15                                | - 19 | 61 157         | 56 629                   | 117 786                    |                        |
| 20                                | - 24 | 53 794         | 50 772                   | 104 566                    |                        |
| 25                                | - 29 | 51 406         | 51 219                   | 102 625                    |                        |
| 30                                | - 34 | 55 548         | 57 502                   | 113 050                    |                        |
| 35                                | - 39 | 59 880         | 62 472                   | 122 352                    |                        |
| 40                                | - 44 | 61 817         | 63 217                   | 125 034                    |                        |
| 45                                | - 49 | 59 320         | 61 155                   | 120 475                    |                        |
| 50                                | - 54 | 52 672         | 56 417                   | 109 089                    |                        |
| 55                                | - 59 | 47 690         | 49 636                   | 97 326                     |                        |
| 60                                | - 64 | 43 005         | 42 005                   | 85 010                     |                        |
| 65                                | - 69 | 30 089         | 30 173                   | 60 262                     |                        |
| 70                                | - 74 | 18 728         | 21 512                   | 40 240                     |                        |
|                                   | 75 + | 18 612         | 26 577                   | 45 189                     |                        |
| <b>Jumlah / Total</b>             |      | <b>798 591</b> | <b>806 306</b>           | <b>1 604 897</b>           |                        |

Sumber : Badan Pusat Statistik Kabupaten Banyuwangi

Keterangan : Diolah dari Hasil Sensus Penduduk (SP) 1990, 2000 dan 2010

Source : BPS - Statistics of Banyuwangi Regency

Note : Based on 1990, 2000, and 2010 Population Census

## POPULATION AND EMPLOYMENT

Tabel  
Table

3.1.6

Proyeksi Penduduk Menurut Kelompok Umur Sasaran Program  
Kabupaten Banyuwangi, 2017

*Population Projection by Target Age Group Program of  
Banyuwangi Regency, 2017*

| Kelompok Umur<br>Age Group | Penduduk / Population |                     |                 |
|----------------------------|-----------------------|---------------------|-----------------|
|                            | Laki-laki<br>Male     | Perempuan<br>Female | Jumlah<br>Total |
| (1)                        | (2)                   | (3)                 | (4)             |
| 0                          | 12 100                | 11 405              | 23 505          |
| 1 - 2                      | 24 842                | 23 692              | 48 534          |
| 3 - 4                      | 25 606                | 24 529              | 50 135          |
| 5 - 6                      | 26 210                | 25 057              | 51 267          |
| 7 - 12                     | 79 966                | 76 393              | 156 359         |
| 13 - 15                    | 39 339                | 37 162              | 76 501          |
| 16 - 18                    | 37 787                | 35 208              | 72 995          |
| 19 - 24                    | 65 134                | 62 503              | 127 637         |
| 25 - 44                    | 238 549               | 244 553             | 483 102         |
| 45+                        | 249 058               | 265 804             | 514 862         |
| Jumlah /Total              | 798 591               | 806 306             | 1 604 897       |
| 15 - 34                    | 227 797               | 224 809             | 452 606         |
| 5 - 17                     | 171 040               | 162 386             | 333 426         |

Sumber : Badan Pusat Statistik Kabupaten Banyuwangi

Keterangan : Diolah dari Hasil Sensus Penduduk (SP) 1990, 2000 dan 2010

Source: BPS - Statistics of Banyuwangi Regency

Note : Based on 1990, 2000, and 2010 Population Census



## 3.2 KETENAGAKERJAAN EMPLOYMENT

**Tabel** 3.2.1 Penduduk Berumur 15 Tahun Keatas Menurut Jenis Kegiatan Utama di Kabupaten Banyuwangi, 2015 dan 2017  
**Table** 3.2.1 *Population 15 Year of Age and Over by Type of Activity During The Previous Week of Banyuwangi Regency, 2015 and 2017*

| Jenis Kegiatan Utama<br>Type of Activity   | 2015      | 2017      |
|--|-----------|-----------|
| (1)  | (2)       | (3)       |
| I. Angkatan Kerja<br><i>Economically Active</i>  | 893 816   | 906 735   |
| 1. Bekerja / <i>Working</i>  | 871 029   | 878 895   |
| 2. Pengangguran Terbuka<br><i>Unemployment</i>   | 22 787    | 27 840    |
| II. Bukan Angkatan Kerja (Sekolah, Mengurus<br>Rumah tangga, dan Lainnya)<br><i>Uneconomically Active ( Attending School,<br/>House Keeping, Others)</i> | 332 694   | 337 666   |
| Jumlah Penduduk Usia Kerja<br><i>Working Age Population</i>  | 1 226 510 | 1 244 401 |
| % Bekerja Terhadap Angkatan Kerja<br><i>% Working to Economically Active</i>   | 97,45     | 96,93     |
| Tingkat Pengangguran Terbuka (TPT)<br><i>Unemployment Rate (%)</i>   | 2,55      | 3,07      |
| Tingkat Partisipasi Angkatan Kerja (TPAK)<br><i>% Economically Active to Working Age Pupolation</i>  | 72,87     | 72,87     |

Sumber : Badan Pusat Statistik Kabupaten Banyuwangi

Keterangan : Referensi Waktu Agustus

Source : BPS - Statistics of Banyuwangi Regency

Note : Time Reference August

## POPULATION AND EMPLOYMENT

**Tabel**  
**Table**

3.2.2

**Penduduk Berumur 15 Tahun Keatas Menurut Jenis Kegiatan Utama dan Jenis Kelamin di Kabupaten Banyuwangi, 2017**

*Population 15 Year of Age and Over by Type of Activity During The Previous Week and Sex of Banyuwangi Regency, 2017*

| Jenis Kegiatan Utama<br><i>Type of Activity</i>  | Laki-laki<br><i>Male</i> | Perempuan<br><i>Female</i> | Jumlah<br><i>Total</i> |
|--|--------------------------|----------------------------|------------------------|
| (1)  | (2)                      | (3)                        | (4)                    |
| I. Angkatan Kerja<br><i>Economically Active</i>  | 539 414                  | 367 321                    | 906 735                |
| 1. Bekerja / <i>Working</i>  | 519 142                  | 359 753                    | 878 895                |
| 2. Pengangguran Terbuka<br><i>Unemployment</i>   | 20 272                   | 7 568                      | 27 840                 |
| II. Bukan Angkatan Kerja (Sekolah, Mengurus Rumah tangga, dan Lainnya)<br><i>Uneconomically Active (Attending School, House Keeping, Others)</i> | 75 031                   | 262 635                    | 337 666                |
| Jumlah Penduduk Usia Kerja<br><i>Working Age Population</i>  | 614 445                  | 629 956                    | 1 244 401              |
| % Bekerja Terhadap Angkatan Kerja<br><i>% Working to Economically Active</i>   | 96,24                    | 97,94                      | 96,93                  |
| Tingkat Pengangguran Terbuka (TPT)<br><i>Unemployment Rate (%)</i>   | 3,76                     | 2,06                       | 3,07                   |
| Tingkat Partisipasi Angkatan Kerja (TPAK) %<br><i>Economically Active to Working Age Population)</i>   | 87,79                    | 58,31                      | 72,87                  |

Sumber : Badan Pusat Statistik Kabupaten Banyuwangi

Keterangan : Referensi Waktu Agustus

Source : BPS - Statistics of Banyuwangi Regency

Note : Time Reference August

## PENDUDUK DAN KETENAGAKERJAAN

**Tabel**  
**Table**

3.2.3

**Penduduk Berumur 15 Tahun Keatas yang Termasuk Angkatan Kerja Menurut Kelompok Umur dan Jenis Kelamin Kabupaten Banyuwangi, 2017**

*Population 15 Year of Age and Over Who Are In Labor Force by Age Group and Sex of Banyuwangi Regency, 2017*

| <b>Kelompok Umur</b><br><b>Age Group</b> | <b>Laki-laki</b><br><b>Male</b> | <b>Perempuan</b><br><b>Female</b> | <b>Jumlah</b><br><b>Total</b> |
|--|---------------------------------|-----------------------------------|-------------------------------|
| (1)                                      | (2)                             | (3)                               | (4)                           |
| 15-19                                    | 29 298                          | 13 454                            | 42 752                        |
| 20-24                                    | 50 707                          | 24 154                            | 74 861                        |
| 25-29                                    | 52 406                          | 32 291                            | 84 697                        |
| 30-34                                    | 38 351                          | 34 759                            | 73 110                        |
| 35-39                                    | 64 938                          | 48 176                            | 113 114                       |
| 40-44                                    | 53 836                          | 36 561                            | 90 397                        |
| 45-49                                    | 71 251                          | 48 963                            | 120 214                       |
| 50-54                                    | 52 446                          | 42 396                            | 94 842                        |
| 55-59                                    | 45 849                          | 30 298                            | 76 147                        |
| 60+                                      | 80 332                          | 56 269                            | 136 601                       |
| <b>Jumlah / Total</b>                    | <b>539 414</b>                  | <b>367 321</b>                    | <b>906 735</b>                |

Sumber : Badan Pusat Statistik Kabupaten Banyuwangi

Keterangan : Referensi Waktu Agustus

Source : BPS - Statistics of Banyuwangi Regency

Note : Time Reference August

## POPULATION AND EMPLOYMENT

Tabel  
Table

3.2.4

Penduduk Berumur 15 Tahun Keatas yang Termasuk Angkatan Kerja dan Pendidikan yang Ditamatkan Kabupaten Banyuwangi, 2017

*Population 15 Year of Age and Over Who Are In Labor Force and Educational Attainment of Banyuwangi Regency, 2017*

| Pendidikan<br>Tertinggi yang Ditamatkan<br><i>Educational<br/>Attainment</i>           | Jenis Kelamin / Sex      |                            | Jumlah<br><i>Total</i> |
|--|--------------------------|----------------------------|------------------------|
|  | Laki-laki<br><i>Male</i> | Perempuan<br><i>Female</i> |                        |
| (1)  | (2)                      | (3)                        | (4)                    |
| Tidak/Belum Pernah Sekolah<br><i>No Schooling</i>                                      | 18 587                   | 34 402                     | 52 989                 |
| Tidak/Belum Tamat SD<br><i>Did not Complete / Not Yet<br/>Completed Primary School</i> | 72 221                   | 62 612                     | 134 833                |
| Tamat SD<br><i>Completed Primary School</i>  | 152 177                  | 104 683                    | 256 860                |
| SLTP<br><i>Junior High School</i>  | 114 124                  | 72 812                     | 186 936                |
| SLTA<br><i>Senior High School</i>  |                          |                            |                        |
| Umum<br><i>General</i>   | 95 737                   | 45 751                     | 141 488                |
| Kejuruan<br><i>Vocational</i>  | 54 232                   | 21 700                     | 75 932                 |
| Diploma I/II/III/ Akademi<br><i>Diploma I/II/III/ Academy</i>                          | 10 806                   | 4 817                      | 15 623                 |
| Universitas<br><i>University</i>   | 21 530                   | 20 544                     | 42 074                 |
| Jumlah / <i>Total</i>  | 539 414                  | 367 321                    | 906 735                |

Sumber : Badan Pusat Statistik Kabupaten Banyuwangi

Keterangan : Referensi Waktu Agustus

Source: BPS - Statistics of Banyuwangi Regency

Note: Time Reference August

## PENDUDUK DAN KETENAGAKERJAAN

Tabel  
Table

3.2.5

Penduduk Berumur 15 Tahun Keatas yang Bekerja Menurut  
Kelompok Umur dan Jenis Kelamin Di Kabupaten Banyuwangi, 2017

*Population 15 Year of Age and Over Who Worked by Age Group and Sex of  
Banyuwangi Regency, 2017*

| Kelompok Umur<br>Age Group | Laki-laki<br>Male | Perempuan<br>Female | Jumlah<br>Total |
|----------------------------|-------------------|---------------------|-----------------|
| (1)                        | (2)               | (3)                 | (4)             |
| 15-19                      | 22 358            | 9 980               | 32 338          |
| 20-24                      | 44 454            | 23 404              | 67 858          |
| 25-29                      | 48 211            | 30 725              | 78 936          |
| 30-34                      | 38 351            | 33 764              | 72 115          |
| 35-39                      | 64 099            | 47 393              | 111 492         |
| 40-44                      | 53 213            | 36 561              | 89 774          |
| 45-49                      | 70 452            | 48 963              | 119 415         |
| 50-54                      | 51 823            | 42 396              | 94 219          |
| 55-59                      | 45 849            | 30 298              | 76 147          |
| 60+                        | 80 332            | 56 269              | 136 601         |
| Jumlah / Total             | 519 142           | 359 753             | 878 895         |

Sumber : Badan Pusat Statistik Kabupaten Banyuwangi

Keterangan : Referensi Waktu Agustus

Source: BPS - Statistics of Banyuwangi Regency

Note: Time Reference August

## POPULATION AND EMPLOYMENT

### Penduduk Berumur 15 Tahun Keatas yang Bekerja Menurut Pendidikan Tertinggi yang Ditamatkan dan Jenis Kelamin Kabupaten Banyuwangi, 2015

**Tabel**  
**Table**

3.2.6

### *Population 15 Year of Age and Over Who Worked by Educational Attainment and Sex of Banyuwangi Regency, 2015*

| Pendidikan<br>Tertinggi yang Ditamatkan<br><i>Educational<br/>Attainment</i>           | Jenis Kelamin / Sex      |                            | Jumlah<br><i>Total</i> |
|--|--------------------------|----------------------------|------------------------|
|  | Laki-laki<br><i>Male</i> | Perempuan<br><i>Female</i> |                        |
| (1)  | (2)                      | (3)                        | (4)                    |
| Tidak/Belum Pernah Sekolah<br><i>No Schooling</i>                                      | 18 587                   | 34 402                     | 52 989                 |
| Tidak/Belum Tamat SD<br><i>Did not Complete / Not Yet<br/>Completed Primary School</i> | 71 382                   | 62 612                     | 133 994                |
| Tamat SD<br><i>Completed Primary School</i>  | 149 077                  | 103 900                    | 252 977                |
| SLTP<br><i>Junior High School</i>  | 107 469                  | 70 463                     | 177 932                |
| SLTA<br><i>Senior High School</i>  |                          |                            |                        |
| Umum<br><i>General</i>   | 91 250                   | 44 941                     | 136 191                |
| Kejuruan<br><i>Vocational</i>  | 50 737                   | 19 069                     | 69 806                 |
| Diploma I/II/III/ Akademi<br><i>Diploma I/II/III/ Academy</i>                          | 9 949                    | 4 817                      | 14 766                 |
| Universitas<br><i>University</i>   | 20 691                   | 19 549                     | 40 240                 |
| Jumlah / <i>Total</i>  | 519 142                  | 359 753                    | 878 895                |

Sumber : Badan Pusat Statistik Kabupaten Banyuwangi

Keterangan : Referensi Waktu Agustus

Source: BPS - Statistics of Banyuwangi Regency

Note: Time Reference August

## PENDUDUK DAN KETENAGAKERJAAN

**Tabel**  
**Table**

**3.2.7**

**Penduduk Berumur 15 Tahun Keatas yang Bekerja Menurut  
Lapangan Usaha dan Jenis Kelamin di Kabupaten Banyuwangi, 2017**

*Population 15 Year of Age and Over Who Worked by Main Industry and Sex  
of Banyuwangi Regency, 2017*

| <b>Lapangan Usaha<br/>Main Industry</b>   | <b>Laki-laki<br/>Male</b> | <b>Perempuan<br/>Female</b> | <b>Jumlah<br/>Total</b> |
|---|---------------------------|-----------------------------|-------------------------|
| (1)   | (2)                       | (3)                         | (4)                     |
| Pertanian, Kehutanan, Perburuan, dan Perikanan<br><i>Agriculture, Forestry, Hunting, and Fishery</i>  | 185 970                   | 102 367                     | 288 337                 |
| Pertambangan dan Penggalian<br><i>Mining and Quarrying</i>  | 5 225                     |                             | 5 225                   |
| Industri Pengolahan<br><i>Manufacturing Industry</i>  | 70 881                    | 58 619                      | 129 500                 |
| Listrik, Air, dan Gas<br><i>Electricity, Gas, and Water</i>   | 1 524                     | 756                         | 2 280                   |
| Bangunan<br><i>Construction</i>   | 61 739                    |                             | 61 739                  |
| Perdagangan Besar, Eceran, Rumah Makan<br>dan Hotel<br><i>Wholesale Trade, Retail, Restaurant, and<br/>Hotels</i>                                 | 111 038                   | 139 886                     | 250 924                 |
| Angkutan, Pergudangan, dan Komunikasi<br><i>Transportation, Storage, and Communication</i>  | 26 197                    | 810                         | 27 007                  |
| Keuangan, Asuransi, Usaha Persewaan Bangunan,<br>Tanah dan Jasa Perusahaan<br><i>Financing, Insurance, Real Estate, and<br/>Business Services</i> | 5 768                     | 4 677                       | 10 445                  |
| Jasa Kemasyarakatan, Sosial, dan Perorangan<br><i>Community, Social, and Personal Services</i>  | 50 800                    | 52 638                      | 103 438                 |
| <b>Jumlah / Total</b>   | <b>519 142</b>            | <b>359 753</b>              | <b>878 895</b>          |

Sumber : Badan Pusat Statistik Kabupaten Banyuwangi

Keterangan : Referensi Waktu Agustus

Source: BPS - Statistics of Banyuwangi Regency

Note: Time Reference August

## POPULATION AND EMPLOYMENT

**Tabel**  
**Table**

**3.2.8**

**Penduduk Berumur 15 Tahun Keatas yang Bekerja Menurut Status Pekerjaan dan Jenis Kelamin di Kabupaten Banyuwangi, 2017**

*Population 15 Year of Age and Over Who Worked by Main Industry and Sex of Banyuwangi Regency, 2017*

| <b>Status Pekerjaan</b><br><b>Employment Status</b>  | <b>Laki-laki</b><br><b>Male</b> | <b>Perempuan</b><br><b>Female</b> | <b>Jumlah</b><br><b>Total</b> |
|--|---------------------------------|-----------------------------------|-------------------------------|
| (1)  | (2)                             | (3)                               | (4)                           |
| Berusaha Sendiri Own<br><i>Account Worker</i>  | 73 539                          | 71 809                            | 145 348                       |
| Berusaha dibantu buruh tidak tetap / tidak dibayar<br><i>Employer assisted by temporary worker / unpaid worker</i> | 105 341                         | 63 767                            | 169 108                       |
| Berusaha dibantu buruh tetap / dibayar<br><i>Employer assisted by permanent worker</i>                             | 54 652                          | 6 379                             | 61 031                        |
| Buruh / karyawan / pegawai<br><i>Employee</i>  | 155 855                         | 79 828                            | 235 683                       |
| Pekerja bebas pertanian<br><i>Casual employee in agriculture</i>   | 39 303                          | 18 629                            | 57 932                        |
| Pekerja bebas non pertanian<br><i>Casual employee not in agriculture</i>   | 51 145                          | 5 493                             | 56 638                        |
| Pekerja tidak dibayar<br><i>Unpaid worker</i>  | 39 307                          | 113 848                           | 153 155                       |
| <b>Jumlah / Total</b>  | <b>519 142</b>                  | <b>359 753</b>                    | <b>878 895</b>                |

Sumber : Badan Pusat Statistik Kabupaten Banyuwangi

Keterangan : Referensi Waktu Agustus

Source: BPS - Statistics of Banyuwangi Regency

Note: Time Reference August



## PENDUDUK DAN KETENAGAKERJAAN

**Jumlah Pencari Kerja yang Terdaftar Menurut Tingkat Pendidikan yang Ditamatkan dan Jenis Kelamin di Kabupaten Banyuwangi, 2017**

**Tabel**  
**Table**      **3.2.9**

*Number of Registered Job Seeker by Educational Attainment and Sex of Banyuwangi Regency, 2017*

| <b>Pendidikan yang Ditamatkan<br/>Educational Attainment</b> | <b>Terdaftar / Registered</b> |                             |                         |
|--|-------------------------------|-----------------------------|-------------------------|
|  | <b>Laki-laki<br/>Male</b>     | <b>Perempuan<br/>Female</b> | <b>Jumlah<br/>Total</b> |
| (1)  | (2)                           | (3)                         | (4)                     |
| Belum Tamat SD<br><i>Not Yet Completed Elementary School</i> | 0                             | 16                          | 16                      |
| SD<br><i>Elementary School</i>                               | 72                            | 800                         | 872                     |
| SMP<br><i>Junior High School</i>                             | 103                           | 706                         | 809                     |
| SMA<br><i>Senior High School</i>                             | 782                           | 793                         | 1 575                   |
| Diploma I/II/III/Akademi<br><i>Diploma I/II/III/Academy</i>  | 90                            | 254                         | 344                     |
| Universitas<br><i>University</i>                             | 306                           | 330                         | 636                     |
| <b>Jumlah / Total</b>  | <b>1 353</b>                  | <b>2 899</b>                | <b>4 252</b>            |

Sumber : Dinas Sosial, Tenaga Kerja dan Transmigrasi Kabupaten Banyuwangi

Source : Social, Manpower and Transmigration Service of Banyuwangi Regency

<https://banyuwangikab.bps.go.id>

# SOSIAL SOCIAL

# 4

## JUMLAH FASILITAS KESEHATAN KABUPATEN BANYUWANGI



Pada tahun 2015 Sektor Pertanian masih mendominasi penyerapan tenaga kerja di Kabupaten Banyuwangi, tercatat sebanyak 379.343 jiwa berusaha di sektor ini. Sementara sektor listrik dan air minum hanya 765 jiwa.



## Penjelasan Teknis

1. Sekolah adalah lembaga pendidikan formal dimulai dari pendidikan dasar, menengah, dan tinggi.
2. Pendidikan adalah kegiatan belajar mengajar disegala tingkatan baik formal maupun non formal (Paket A, B, atau C).
3. Pendidikan yang dicatat adalah pendidikan formal berdasar kurikulum Kementerian Pendidikan Nasional, termasuk pendidikan yang diselenggarakan oleh pondok pesantren dengan memakai kurikulum Kementerian Pendidikan Nasional. Pondok pesantren/madrasah diniyah adalah sekolah yang tidak memakai kurikulum dari Kementerian Pendidikan Nasional.

*Technical Notes*

1. *School is an education institution starting from primary, secondary and tertiary education.*
2. *Education is a process of learning and teaching at every level of educational institutions both in formal and informal system.*
3. *The education data recorded in the survey covering data on formal education based on the curriculum set up by Ministry of National Education including education carried out by Muslim Boarding School (Pondok Pesantren) implementing the Ministry of National Education curriculum. Pondok pesantren/madrasah diniyah (Islamic boarding school / Islamic school) is school which does not implement curriculum from the Ministry of National Education.*

## SOSIAL

4. Angka Partisipasi Sekolah (APS) merupakan proporsi dari semua anak yang masih sekolah pada suatu kelompok umur tertentu terhadap penduduk dengan kelompok umur yang sesuai. Sejak tahun 2009, Pendidikan Non Formal (Paket A, Paket B, dan Paket C) turut diperhitungkan.
  5. Angka Partisipasi Murni (APM) merupakan proporsi penduduk pada kelompok umur jenjang pendidikan tertentu yang masih bersekolah terhadap penduduk pada kelompok umur tersebut. Sejak tahun 2007, Pendidikan Non Formal (Paket A, Paket B, dan Paket C) turut diperhitungkan.
  6. Angka Partisipasi Kasar (APK) merupakan proporsi anak sekolah pada suatu jenjang tertentu terhadap penduduk pada kelompok usia tertentu. Sejak tahun 2007 Pendidikan Non Formal (Paket A, Paket B, dan Paket C) turut diperhitungkan.
4. *School Participation Rate (APS) is the proportion of all children who are in school at a certain age group of the population of the corresponding age group. Since 2009, Non-Formal Education (Package A, Package B, and Package C) were taken into account.*
  5. *Pure Participation Rate (APM) is the proportion of the population in certain age groups educational levels are still in school to the population in that age group. Since 2007, Non-Formal Education (Package A, Package B, and Package C) were taken into account.*
  6. *Crude Participation Rate is the proportion of school children at a certain level of the population in certain age groups. Since 2007 the Non-Formal Education (Package A, Package B, and Package C) were taken into account.*

7. Kegiatan pendidikan meliputi banyaknya sekolah, murid, dan guru dirinci menurut jenjang/tingkatan yaitu, SD, SMP, SMU, dan Sekolah Kejuruan.
  8. Pada tahun 2017 jumlah Taman Kanak-Kanak (TK), Sekolah Dasar (SD), Sekolah Menengah Pertama (SMP), Sekolah Menengah Atas (SMA) dan Sekolah Menengah Kejuruan (SMK) berturut – turut adalah 759 unit, 820 unit, 185 unit, 51 unit, dan 75 unit.
  9. Jumlah Madrasah Ibtidaiyah, Madrasah Tsanawiyah dan Madrasah Aliyah di Kabupaten Banyuwangi pada tahun 2017 berturut-turut adalah 239 unit, 104 unit dan 49 unit.
  10. Dalam publikasi Kabupaten Banyuwangi Dalam Angka statistik kesehatan dicakup adalah fasilitas kesehatan, tenaga kesehatan, dan kasus penyakit.
7. *The data on education covered among other number of schools, students, and teachers by level of education and Vocational High School.*
  8. *In 2016, number of Kindergartens (TK), Elementary Schools (SD), Junior High Schools (SMP), Senior High Schools (SMA) and Vocational Senior High Schools (SMK) were respectively 759 units, 820 units, 185 unit, 51 units, dan 75 units.*
  9. *Number of Islamic Elementary Schools, Islamic Junior High Schools, and Islamic Senior High Schools in 2017 were respectively 239 units, 104 units dan 49 units*
  10. *In Banyuwangi Regency in Figure publication, are presented health facilities, health workers, health facilities, and cases of the disease.*

## 4.1 PENDIDIKAN EDUCATION

**Tabel** 4.1.1 **Angka Partisipasi Sekolah di Kabupaten Banyuwangi, 2011-2015**  
**Table** 4.1.1 **School Participation Rate of Banyuwangi Regency, 2011-2015**

| <b>Angka Partisipasi Sekolah</b><br><b>School Participation Rate</b> | <b>2013</b> | <b>2014</b> | <b>2015</b> | <b>2016</b> | <b>2017</b> |
|--|-------------|-------------|-------------|-------------|-------------|
| (1)  | (2)         | (3)         | (4)         | (5)         | (6)         |
| 7-12   | 99,48       | 99,65       | 99,38       | 99,21       | 100,00      |
| 13-15  | 94,57       | 96,55       | 95,33       | 97,32       | 96,97       |
| 16-18  | 66,75       | 77,17       | 67,92       | 74,23       | 67,93       |

Sumber : BPS, Susenas 2012, 2013, 2014, 2015 dan 2016

Source : Statistics Indonesia, based on 2012, 2013, 2014, 2015 and 2016 Social Economic Survey



**Tabel**  
**Table**

4.1.2

**Angka Partisipasi Murni (APM) dan Angka Partisipasi Kasar (APK)**  
**Menurut Jenjang Pendidikan Kabupaten Banyuwangi, 2017**

*Pure Participation Rate and Crude Participation Rate by Level  
Of Education of Banyuwangi Regency, 2017*

| <b>Jenjang Pendidikan</b><br><b>Level Of Education</b> | <b>Angka Partisipasi Murni</b><br><b>Pure Participation Rate</b> | <b>Angka Partisipasi Kasar</b><br><b>Crude Participation Rate</b> |
|--|--|---|
| (1)  | (2)  | (3)   |
| SD/MI  | 99,11  | 107,28  |
| SMP/MTs  | 83,11  | 90,74   |
| SMA/MA   | 59,74  | 74,62   |

Sumber : BPS, Susenas 2012, 2013, 2014 ,2015 dan 2016

Source : Statistics Indonesia, based on 2012, 2013, 2014 ,2015 and 2016 Social Economic Survey

**Banyaknya Sekolah, Murid, Guru dan Rasio Murid-Guru Taman Kanak-Kanak Menurut Kecamatan Kabupaten Banyuwangi, 2017-2018**

**Tabel**  
**Table** 4.1.3

*Number of Schools, Pupils, Teachers, and Pupil-Teacher Ratio of Kindergarten by Subdistrict of Banyuwangi Regency, 2017-2018*

| Kecamatan<br>Subdistrict | Sekolah<br>Schools | Murid / Pupils    |                     |                 | Guru / Teachers   |                     |                 | Rasio<br>Murid-Guru<br>Pupils-<br>Teachers<br>Ratio |
|--------------------------|--------------------|-------------------|---------------------|-----------------|-------------------|---------------------|-----------------|---|
|                          |                    | Laki-laki<br>Male | Perempuan<br>Female | Jumlah<br>Total | Laki-laki<br>Male | Perempuan<br>Female | Jumlah<br>Total |   |
| (1)                      | (2)                | (3)               | (4)                 | (5)             | (6)               | (7)                 | (8)             | (9)   |
| 010 Pesanggaran          | 27                 | 731               | 663                 | 1 394           | 11                | 86                  | 97              | 14,37   |
| 011 Siliragung           | 26                 | 827               | 703                 | 1 530           | 8                 | 103                 | 111             | 13,78   |
| 020 Bangorejo            | 27                 | 737               | 702                 | 1 439           | 1                 | 120                 | 121             | 11,89   |
| 030 Purwoharjo           | 30                 | 766               | 756                 | 1 522           | 5                 | 124                 | 129             | 11,80   |
| 040 Tegaldlimo           | 44                 | 833               | 826                 | 1 659           | 13                | 142                 | 155             | 10,70   |
| 050 Muncar               | 48                 | 1 545             | 1 546               | 3 091           | 4                 | 198                 | 202             | 15,30   |
| 060 Curing               | 41                 | 910               | 924                 | 1 834           | 12                | 150                 | 162             | 11,32   |
| 070 Gambiran             | 39                 | 993               | 892                 | 1 885           | 7                 | 164                 | 171             | 11,02   |
| 071 Tegalsari            | 31                 | 724               | 742                 | 1 466           | 5                 | 112                 | 117             | 12,53   |
| 080 Glenmore             | 48                 | 1 033             | 1 032               | 2 065           | 11                | 165                 | 176             | 11,73   |
| 090 Kalibaru             | 18                 | 682               | 623                 | 1 305           | 1                 | 99                  | 100             | 13,05   |
| 100 Genteng              | 56                 | 1 568             | 1 529               | 3 097           | 19                | 269                 | 288             | 10,75   |
| 110 Srono                | 46                 | 1 279             | 1 190               | 2 469           | 9                 | 203                 | 212             | 11,65   |
| 120 Rogojampi            | 23                 | 765               | 763                 | 1 528           | 3                 | 113                 | 116             | 13,17   |
| 121 Blimbingsari         | 26                 | 717               | 694                 | 1 411           | 4                 | 104                 | 108             | 13,06   |
| 130 Kabat                | 23                 | 581               | 519                 | 1 100           | 11                | 91                  | 102             | 10,78   |
| 140 Singojuruh           | 12                 | 455               | 398                 | 853             | 3                 | 51                  | 54              | 15,80   |
| 150 Sempu                | 43                 | 1 262             | 1 138               | 2 400           | 6                 | 179                 | 185             | 12,97   |
| 160 Songgon              | 20                 | 619               | 509                 | 1 128           | 4                 | 80                  | 84              | 13,43   |
| 170 Glagah               | 12                 | 345               | 375                 | 720             | 2                 | 53                  | 55              | 13,09   |
| 171 Licin                | 8                  | 212               | 197                 | 409             | 0                 | 29                  | 29              | 14,10   |
| 180 Banyuwangi           | 43                 | 1 664             | 1 542               | 3 206           | 9                 | 266                 | 275             | 11,66   |
| 190 Giri                 | 14                 | 399               | 448                 | 847             | 5                 | 71                  | 76              | 11,14   |
| 200 Kalipuro             | 30                 | 878               | 784                 | 1 662           | 2                 | 132                 | 134             | 12,40   |
| 210 Wongsorejo           | 24                 | 795               | 691                 | 1 486           | 5                 | 107                 | 112             | 13,27   |
| <b>Banyuwangi</b>        | <b>759</b>         | <b>21 320</b>     | <b>20 186</b>       | <b>41 506</b>   | <b>160</b>        | <b>3 211</b>        | <b>3 371</b>    | <b>12,31</b>  |

Sumber : Dinas Pendidikan Kabupaten Banyuwangi  
Source : Educational Services of Banyuwangi Regency

**Tabel**  
**Table** 4.1.4

**Banyaknya Sekolah, Murid, Guru dan Rasio Murid-Guru Raudatul Athfal/  
Bustanul Athfal Menurut Kecamatan Kabupaten Banyuwangi, 2017-2018**

*Number of Schools, Pupils, Teachers, and Pupil-Teacher Ratio of Raudatul  
Athfal/Bustanul Athfal by Subdistrict of Banyuwangi Regency, 2017-2018*

| Kecamatan<br>Subdistrict | Sekolah<br>Schools | Murid / Pupils    |                     |                 | Guru / Teachers   |                     |                 | Rasio<br>Murid-Guru<br>Pupils-<br>Teachers<br>Ratio |
|--------------------------|--------------------|-------------------|---------------------|-----------------|-------------------|---------------------|-----------------|---|
|                          |                    | Laki-laki<br>Male | Perempuan<br>Female | Jumlah<br>Total | Laki-laki<br>Male | Perempuan<br>Female | Jumlah<br>Total |   |
| (1)                      | (2)                | (3)               | (4)                 | (5)             | (6)               | (7)                 | (8)             | (9)   |
| 010 Pesanggaran          | 2                  | 58                | 66                  | 124             | 1                 | 10                  | 11              | 11,27   |
| 011 Siliragung           | 1                  | 15                | 14                  | 29              | 1                 | 4                   | 5               | 5,80  |
| 020 Bangorejo            | 4                  | 97                | 76                  | 173             | 0                 | 14                  | 14              | 12,36   |
| 030 Purwoharjo           | 3                  | 55                | 41                  | 96              | 0                 | 11                  | 11              | 8,73  |
| 040 Tegaldlimo           | 5                  | 54                | 55                  | 109             | 0                 | 17                  | 17              | 6,41  |
| 050 Muncar               | 11                 | 169               | 212                 | 381             | 1                 | 41                  | 42              | 9,07  |
| 060 Curing               | 11                 | 116               | 111                 | 227             | 1                 | 36                  | 37              | 6,14  |
| 070 Gambiran             | 6                  | 92                | 66                  | 158             | 1                 | 23                  | 24              | 6,58  |
| 071 Tegalsari            | 2                  | 69                | 68                  | 137             | 1                 | 6                   | 7               | 19,57   |
| 080 Glenmore             | 2                  | 27                | 17                  | 44              | 0                 | 5                   | 5               | 8,80  |
| 090 Kalibaru             | 1                  | 28                | 24                  | 52              | 0                 | 6                   | 6               | 8,67  |
| 100 Genteng              | 4                  | 106               | 89                  | 195             | 2                 | 12                  | 14              | 13,93   |
| 110 Srono                | 6                  | 84                | 68                  | 152             | 0                 | 21                  | 21              | 7,24  |
| 120 Rogojampi            | 3                  | 37                | 33                  | 70              | 0                 | 15                  | 15              | 4,67  |
| 121 Blimbingsari         | 3                  | 62                | 55                  | 117             | 0                 | 10                  | 10              | 11,70   |
| 130 Kabat                | 5                  | 41                | 50                  | 91              | 0                 | 19                  | 19              | 4,79  |
| 140 Singojuruh           | 1                  | 19                | 13                  | 32              | 0                 | 4                   | 4               | 8,00  |
| 150 Sempu                | 5                  | 72                | 74                  | 146             | 1                 | 14                  | 15              | 9,73  |
| 160 Songgon              | 4                  | 132               | 131                 | 263             | 0                 | 21                  | 21              | 12,52   |
| 170 Glagah               | -                  | -                 | -                   | -               | -                 | -                   | -               | -   |
| 171 Licin                | 2                  | 46                | 36                  | 82              | 0                 | 7                   | 7               | 11,71   |
| 180 Banyuwangi           | 5                  | 97                | 92                  | 189             | 0                 | 29                  | 29              | 6,52  |
| 190 Giri                 | 2                  | 30                | 54                  | 84              | 1                 | 4                   | 5               | 16,80   |
| 200 Kalipuro             | 10                 | 157               | 172                 | 329             | 0                 | 34                  | 34              | 9,68  |
| 210 Wongsorejo           | 11                 | 267               | 240                 | 507             | 4                 | 50                  | 54              | 9,39  |
| <b>Banyuwangi</b>        | <b>109</b>         | <b>1 930</b>      | <b>1 857</b>        | <b>3 787</b>    | <b>14</b>         | <b>413</b>          | <b>427</b>      | <b>8,87</b>   |

Sumber : Dinas Pendidikan Kabupaten Banyuwangi

Source : Educational Services of Banyuwangi Regency

**Banyaknya Sekolah, Murid, Guru dan Rasio Murid-Guru Sekolah Dasar Menurut Kecamatan Kabupaten Banyuwangi, 2017-2018**

**Tabel**  
**Table** 4.1.5

**Number of Schools, Pupils, Teachers, and Pupil-Teacher Ratio of Elementary Schools by Subdistrict of Banyuwangi Regency, 2017-2018**

| Kecamatan<br>Subdistrict | Sekolah<br>Schools | Murid / Pupils    |                     |                 | Guru / Teachers   |                     |                 | Rasio<br>Murid-Guru<br>Pupils-<br>Teachers<br>Ratio |
|--------------------------|--------------------|-------------------|---------------------|-----------------|-------------------|---------------------|-----------------|---|
|                          |                    | Laki-laki<br>Male | Perempuan<br>Female | Jumlah<br>Total | Laki-laki<br>Male | Perempuan<br>Female | Jumlah<br>Total |   |
|                          |                    | (3)               | (4)                 | (5)             | (6)               | (7)                 | (8)             |   |
| (1)                      | (2)                | (3)               | (4)                 | (5)             | (6)               | (7)                 | (8)             | (9)   |
| 010 Pesanggaran          | 35                 | 2 243             | 2 182               | 4 425           | 152               | 177                 | 329             | 13,45   |
| 011 Siliragung           | 29                 | 1 578             | 1 460               | 3 038           | 121               | 169                 | 290             | 10,48   |
| 020 Bangorejo            | 30                 | 2 048             | 1 892               | 3 940           | 124               | 167                 | 291             | 13,54   |
| 030 Purwoharjo           | 32                 | 2 006             | 1 861               | 3 867           | 185               | 182                 | 367             | 10,54   |
| 040 Tegaldlimo           | 36                 | 1 912             | 1 768               | 3 680           | 177               | 192                 | 369             | 9,97  |
| 050 Muncar               | 48                 | 5 029             | 4 647               | 9 676           | 249               | 332                 | 581             | 16,65   |
| 060 Cluring              | 44                 | 2 533             | 2 267               | 4 800           | 195               | 275                 | 470             | 10,21   |
| 070 Gambiran             | 33                 | 2 268             | 2 109               | 4 377           | 128               | 199                 | 327             | 13,39   |
| 071 Tegalsari            | 25                 | 1 672             | 1 562               | 3 234           | 128               | 133                 | 261             | 12,39   |
| 080 Glenmore             | 46                 | 2 963             | 2 782               | 5 745           | 168               | 245                 | 413             | 13,91   |
| 090 Kalibaru             | 34                 | 2 738             | 2 614               | 5 352           | 144               | 199                 | 343             | 15,60   |
| 100 Genteng              | 42                 | 4 175             | 3 776               | 7 951           | 183               | 325                 | 508             | 15,65   |
| 110 Srono                | 45                 | 3 233             | 2 973               | 6 206           | 172               | 278                 | 450             | 13,79   |
| 120 Rogojampi            | 28                 | 2 165             | 2 052               | 4 217           | 120               | 152                 | 272             | 15,50   |
| 121 Blimbingsari         | 24                 | 1 886             | 1 706               | 3 592           | 107               | 122                 | 229             | 15,69   |
| 130 Kabat                | 34                 | 1 711             | 1 573               | 3 284           | 129               | 188                 | 317             | 10,36   |
| 140 Singojuruh           | 29                 | 2 104             | 1 965               | 4 069           | 135               | 149                 | 284             | 14,33   |
| 150 Sempu                | 32                 | 2 583             | 2 360               | 4 943           | 152               | 167                 | 319             | 15,50   |
| 160 Songgon              | 28                 | 1 940             | 1 736               | 3 676           | 134               | 124                 | 258             | 14,25   |
| 170 Glagah               | 19                 | 1 260             | 1 121               | 2 381           | 64                | 112                 | 176             | 13,53   |
| 171 Licin                | 23                 | 865               | 808                 | 1 673           | 85                | 88                  | 173             | 9,67  |
| 180 Banyuwangi           | 41                 | 5 644             | 5 480               | 11 124          | 191               | 412                 | 603             | 18,45   |
| 190 Giri                 | 17                 | 1 488             | 1 342               | 2 830           | 83                | 123                 | 206             | 13,74   |
| 200 Kalipuro             | 28                 | 2 399             | 2 058               | 4 457           | 116               | 165                 | 281             | 15,86   |
| 210 Wongsorejo           | 38                 | 2 595             | 2 377               | 4 972           | 186               | 152                 | 338             | 14,71   |
| Banyuwangi               | 820                | 61 038            | 56 471              | 117 509         | 3 628             | 4 827               | 8 455           | 13,90   |

Sumber : Dinas Pendidikan Kabupaten Banyuwangi

Source : Educational Services of Banyuwangi Regency

**Tabel**  
**Table** 4.1.6

**Banyaknya Sekolah, Murid, Guru dan Rasio Murid-Guru Madrasah Ibtidaiyah (MI) Menurut Kecamatan Kabupaten Banyuwangi, 2017-2018**

**Number of Schools, Pupils, Teachers, and Pupil-Teacher Ratio of Islamic Elementary Schools by Subdistrict of Banyuwangi Regency, 2017-2018**

| Kecamatan<br>Subdistrict | Sekolah<br>Schools | Murid / Pupils    |                     |                 | Guru / Teachers   |                     |                 | Rasio<br>Murid-Guru<br>Pupils-<br>Teachers<br>Ratio |
|--------------------------|--------------------|-------------------|---------------------|-----------------|-------------------|---------------------|-----------------|---|
|                          |                    | Laki-laki<br>Male | Perempuan<br>Female | Jumlah<br>Total | Laki-laki<br>Male | Perempuan<br>Female | Jumlah<br>Total |   |
| (1)                      | (2)                | (3)               | (4)                 | (5)             | (6)               | (7)                 | (8)             | (9)   |
| 010 Pesanggaran          | 3                  | 160               | 183                 | 343             | 11                | 16                  | 27              | 12,70   |
| 011 Siliragung           | 8                  | 693               | 626                 | 1 319           | 37                | 39                  | 76              | 17,36   |
| 020 Bangorejo            | 13                 | 827               | 772                 | 1 599           | 57                | 70                  | 127             | 12,59   |
| 030 Purwoharjo           | 12                 | 935               | 905                 | 1 840           | 50                | 57                  | 107             | 17,20   |
| 040 Tegaldimo            | 15                 | 967               | 968                 | 1 935           | 75                | 68                  | 143             | 13,53   |
| 050 Muncar               | 14                 | 1 336             | 1 309               | 2 645           | 69                | 103                 | 172             | 15,38   |
| 060 Cluring              | 16                 | 862               | 816                 | 1 678           | 69                | 82                  | 151             | 11,11   |
| 070 Gambiran             | 9                  | 659               | 630                 | 1 289           | 43                | 53                  | 96              | 13,43   |
| 071 Tegalsari            | 9                  | 674               | 657                 | 1 331           | 44                | 48                  | 92              | 14,47   |
| 080 Glenmore             | 8                  | 624               | 562                 | 1 186           | 40                | 43                  | 83              | 14,29   |
| 090 Kalibaru             | 7                  | 486               | 412                 | 898             | 44                | 29                  | 73              | 12,30   |
| 100 Genteng              | 8                  | 766               | 731                 | 1 497           | 49                | 53                  | 102             | 14,68   |
| 110 Srono                | 18                 | 1 236             | 1 117               | 2 353           | 95                | 79                  | 174             | 13,52   |
| 120 Rogojampi            | 4                  | 464               | 518                 | 982             | 27                | 23                  | 50              | 19,64   |
| 121 Blimbingsari         | 8                  | 559               | 645                 | 1 204           | 42                | 39                  | 81              | 14,86   |
| 130 Kabat                | 15                 | 921               | 837                 | 1 758           | 78                | 69                  | 147             | 11,96   |
| 140 Singojuruh           | 3                  | 137               | 134                 | 271             | 16                | 10                  | 26              | 10,42   |
| 150 Sempu                | 12                 | 1 186             | 1 113               | 2 299           | 66                | 65                  | 131             | 17,55   |
| 160 Songgon              | 8                  | 608               | 551                 | 1 159           | 47                | 40                  | 87              | 13,32   |
| 170 Glagah               | 2                  | 64                | 68                  | 132             | 9                 | 7                   | 16              | 8,25  |
| 171 Licin                | 5                  | 356               | 362                 | 718             | 22                | 25                  | 47              | 15,28   |
| 180 Banyuwangi           | 5                  | 563               | 614                 | 1 177           | 25                | 47                  | 72              | 16,35   |
| 190 Giri                 | 4                  | 259               | 245                 | 504             | 16                | 20                  | 36              | 14,00   |
| 200 Kalipuro             | 16                 | 1 322             | 1 194               | 2 516           | 90                | 83                  | 173             | 14,54   |
| 210 Wongsorejo           | 17                 | 1 330             | 1 336               | 2 666           | 107               | 80                  | 187             | 14,26   |
| <b>Banyuwangi</b>        | <b>239</b>         | <b>17 994</b>     | <b>17 305</b>       | <b>35 299</b>   | <b>1 228</b>      | <b>1 248</b>        | <b>2 476</b>    | <b>14,26</b>  |

Sumber : Dinas Pendidikan Kabupaten Banyuwangi

Source : Educational Services of Banyuwangi Regency

**Banyaknya Sekolah, Murid, Guru dan Rasio Murid-Guru Sekolah Menengah Pertama (SMP) Menurut Kecamatan Kabupaten Banyuwangi, 2017-2018**

**Tabel**  
**Table** 4.1.7

*Number of Schools, Pupils, Teachers, and Pupil-Teacher Ratio of Junior High Schools by Subdistrict of Banyuwangi Regency, 2017-2018*

| Kecamatan<br>Subdistrict | Sekolah<br>Schools | Murid / Pupils    |                     |                 | Guru / Teachers   |                     |                 | Rasio<br>Murid-<br>Guru<br>Pupils-<br>Teachers<br>Ratio |
|--------------------------|--------------------|-------------------|---------------------|-----------------|-------------------|---------------------|-----------------|---|
|                          |                    | Laki-laki<br>Male | Perempuan<br>Female | Jumlah<br>Total | Laki-laki<br>Male | Perempuan<br>Female | Jumlah<br>Total |   |
| (1)                      | (2)                | (3)               | (4)                 | (5)             | (6)               | (7)                 | (8)             | (9)   |
| 010 Pesanggaran          | 7                  | 662               | 548                 | 1 210           | 66                | 39                  | 105             | 11,52   |
| 011 Siliragung           | 7                  | 1 110             | 1 191               | 2 301           | 83                | 53                  | 136             | 16,92   |
| 020 Bangorejo            | 6                  | 900               | 897                 | 1 797           | 63                | 58                  | 121             | 14,85   |
| 030 Purwoharjo           | 11                 | 1 239             | 1 295               | 2 534           | 121               | 77                  | 198             | 12,80   |
| 040 Tegaldlimo           | 6                  | 988               | 887                 | 1 875           | 92                | 45                  | 137             | 13,69   |
| 050 Muncar               | 14                 | 2 205             | 2 162               | 4 367           | 142               | 119                 | 261             | 16,73   |
| 060 Cluring              | 8                  | 1 102             | 1 058               | 2 160           | 76                | 85                  | 161             | 13,42   |
| 070 Gambiran             | 6                  | 923               | 813                 | 1 736           | 65                | 57                  | 122             | 14,23   |
| 071 Tegalsari            | 5                  | 885               | 887                 | 1 772           | 75                | 52                  | 127             | 13,95   |
| 080 Glenmore             | 10                 | 1 073             | 971                 | 2 044           | 78                | 80                  | 158             | 12,94   |
| 090 Kalibaru             | 9                  | 1 022             | 1 009               | 2 031           | 83                | 70                  | 153             | 13,27   |
| 100 Genteng              | 17                 | 2 447             | 2 487               | 4 934           | 188               | 168                 | 356             | 13,86   |
| 110 Srono                | 15                 | 1 863             | 1 535               | 3 398           | 146               | 117                 | 263             | 12,92   |
| 120 Rogojampi            | 7                  | 1 150             | 1 096               | 2 246           | 72                | 59                  | 131             | 17,15   |
| 121 Blimbingsari         | 4                  | 303               | 259                 | 562             | 32                | 24                  | 56              | 10,04   |
| 130 Kabat                | 3                  | 505               | 413                 | 918             | 31                | 27                  | 58              | 15,83   |
| 140 Singojuruh           | 3                  | 721               | 683                 | 1 404           | 45                | 34                  | 79              | 17,77   |
| 150 Sempu                | 8                  | 1 397             | 1 227               | 2 624           | 95                | 73                  | 168             | 15,62   |
| 160 Songgon              | 4                  | 799               | 755                 | 1 554           | 54                | 36                  | 90              | 17,27   |
| 170 Glagah               | 2                  | 637               | 612                 | 1 249           | 31                | 29                  | 60              | 20,82   |
| 171 Licin                | 2                  | 271               | 185                 | 456             | 12                | 14                  | 26              | 17,54   |
| 180 Banyuwangi           | 11                 | 2 573             | 2 426               | 4 999           | 124               | 177                 | 301             | 16,61   |
| 190 Giri                 | 3                  | 695               | 697                 | 1 392           | 50                | 36                  | 86              | 16,19   |
| 200 Kalipuro             | 6                  | 837               | 643                 | 1 480           | 36                | 54                  | 90              | 16,44   |
| 210 Wongsorejo           | 11                 | 1 004             | 894                 | 1 898           | 113               | 59                  | 172             | 11,03   |
| <b>Banyuwangi</b>        | <b>185</b>         | <b>27 311</b>     | <b>25 630</b>       | <b>52 941</b>   | <b>1 973</b>      | <b>1 642</b>        | <b>3 615</b>    | <b>14,64</b>  |

Sumber : Dinas Pendidikan Kabupaten Banyuwangi  
Source : Educational Services of Banyuwangi Regency

**Tabel**  
**Table** 4.1.8

**Banyaknya Sekolah, Murid, Guru dan Rasio Murid-Guru Madrasah Tsanawiyah (MTS) Menurut Kecamatan Kabupaten Banyuwangi, 2017-2018**

**Number of Schools, Pupils, Teachers, and Pupil-Teacher Ratio of Islamic Junior High Schools by Subdistrict of Banyuwangi Regency, 2017-2018**

| Kecamatan<br>Subdistrict | Sekolah<br>Schools | Murid / Pupils    |                     |                 | Guru / Teachers   |                     |                 | Rasio<br>Murid-Guru<br>Pupils-<br>Teachers<br>Ratio |
|--------------------------|--------------------|-------------------|---------------------|-----------------|-------------------|---------------------|-----------------|---|
|                          |                    | Laki-laki<br>Male | Perempuan<br>Female | Jumlah<br>Total | Laki-laki<br>Male | Perempuan<br>Female | Jumlah<br>Total |   |
| (1)                      | (2)                | (3)               | (4)                 | (5)             | (6)               | (7)                 | (8)             | (9)   |
| 010 Pesanggaran          | 2                  | 367               | 335                 | 702             | 26                | 15                  | 41              | 17,12   |
| 011 Siliragung           | 3                  | 105               | 64                  | 169             | 20                | 19                  | 39              | 4,33  |
| 020 Bangorejo            | 4                  | 569               | 497                 | 1 066           | 40                | 31                  | 71              | 15,01   |
| 030 Purwoharjo           | 4                  | 382               | 270                 | 652             | 36                | 23                  | 59              | 11,05   |
| 040 Tegaldlimo           | 2                  | 134               | 125                 | 259             | 15                | 7                   | 22              | 11,77   |
| 050 Muncar               | 8                  | 1 395             | 1 271               | 2 666           | 102               | 63                  | 165             | 16,16   |
| 060 Cluring              | 5                  | 581               | 471                 | 1 052           | 52                | 41                  | 93              | 11,31   |
| 070 Gambiran             | 3                  | 145               | 165                 | 310             | 26                | 15                  | 41              | 7,56  |
| 071 Tegalsari            | 5                  | 1 217             | 1 099               | 2 316           | 65                | 52                  | 117             | 19,79   |
| 080 Glenmore             | 6                  | 699               | 623                 | 1 322           | 55                | 48                  | 103             | 12,83   |
| 090 Kalibaru             | 2                  | 330               | 188                 | 518             | 27                | 16                  | 43              | 12,05   |
| 100 Genteng              | 4                  | 947               | 845                 | 1 792           | 53                | 57                  | 110             | 16,29   |
| 110 Srono                | 6                  | 608               | 953                 | 1 561           | 72                | 57                  | 129             | 12,1  |
| 120 Rogojampi            | 3                  | 691               | 734                 | 1 425           | 46                | 35                  | 81              | 17,59   |
| 121 Blimbingsari         | 4                  | 554               | 543                 | 1 097           | 55                | 31                  | 86              | 12,76   |
| 130 Kabat                | 7                  | 427               | 514                 | 941             | 54                | 35                  | 89              | 10,57   |
| 140 Singojuruh           | 1                  | 127               | 125                 | 252             | 15                | 11                  | 26              | 9,69  |
| 150 Sempu                | 2                  | 131               | 106                 | 237             | 22                | 10                  | 32              | 7,41  |
| 160 Songgon              | 4                  | 415               | 424                 | 839             | 44                | 22                  | 66              | 12,71   |
| 170 Glagah               | 3                  | 102               | 106                 | 208             | 21                | 14                  | 35              | 5,94  |
| 171 Licin                | 3                  | 196               | 187                 | 383             | 20                | 15                  | 35              | 10,94   |
| 180 Banyuwangi           | 4                  | 275               | 259                 | 534             | 33                | 24                  | 57              | 9,37  |
| 190 Giri                 | 2                  | 610               | 647                 | 1 257           | 23                | 34                  | 57              | 22,05   |
| 200 Kalipuro             | 10                 | 676               | 591                 | 1 267           | 75                | 61                  | 136             | 9,32  |
| 210 Wongsorejo           | 7                  | 642               | 770                 | 1 412           | 75                | 35                  | 110             | 12,84   |
| <b>Banyuwangi</b>        | <b>104</b>         | <b>12 325</b>     | <b>11 912</b>       | <b>24 237</b>   | <b>1 072</b>      | <b>771</b>          | <b>1 843</b>    | <b>13,15</b>  |

Sumber : Dinas Pendidikan Kabupaten Banyuwangi

Source : Educational Services of Banyuwangi Regency

**Banyaknya Sekolah, Murid, Guru dan Rasio Murid-Guru Sekolah Menengah Tingkat Atas Menurut Jenis Sekolah Kabupaten Banyuwangi, 2017-2018**

**Tabel**  
**Table** 4.1.9

*Number of Schools, Pupils, Teachers, and Pupil-Teacher Ratio of Senior High Schools by Type of Banyuwangi Regency, 2017-2018*

| Sekolah Menengah Atas<br><i>Senior High Schools</i> | Sekolah<br><i>Schools</i> | Murid / Pupils           |                            |                        | Guru / Teachers          |                            |                        | Rasio Murid-Guru<br><i>Pupils-Teachers Ratio</i> |
|---|---------------------------|--------------------------|----------------------------|------------------------|--------------------------|----------------------------|------------------------|--|
|   |                           | Laki-laki<br><i>Male</i> | Perempuan<br><i>Female</i> | Jumlah<br><i>Total</i> | Laki-laki<br><i>Male</i> | Perempuan<br><i>Female</i> | Jumlah<br><i>Total</i> |  |
| (1)   | (2)                       | (3)                      | (4)                        | (5)                    | (6)                      | (7)                        | (8)                    | (9)  |
| SMA   | 51                        | 9 137                    | 12 073                     | 21 210                 | 839                      | 630                        | 1 469                  | 14,44  |
| SMK   | 75                        | 20 575                   | 15 062                     | 35 637                 | 1 485                    | 1 001                      | 2 486                  | 14,34  |
| MA  | 49                        | 3 832                    | 5 912                      | 9 744                  | 521                      | 404                        | 925                    | 10,53  |

Sumber : Dinas Pendidikan Kabupaten Banyuwangi

Source : Educational Services of Banyuwangi Regency



**Tabel**  
**Table** 4.1.10

**Banyaknya Sekolah, Murid, Guru dan Rasio Murid-Guru Sekolah Menengah Atas (SMA) Menurut Kecamatan Kabupaten Banyuwangi, 2017-2018**

*Number of Schools, Pupils, Teachers, and Pupil-Teacher Ratio of Senior High Schools by Subdistrict of Banyuwangi Regency, 2017-2018*

| Kecamatan<br>Subdistrict | Sekolah<br>Schools | Murid / Pupils    |                     |                 | Guru / Teachers   |                     |                 | Rasio<br>Murid-Guru<br>Pupils-Teachers<br>Ratio |
|--------------------------|--------------------|-------------------|---------------------|-----------------|-------------------|---------------------|-----------------|---|
|                          |                    | Laki-laki<br>Male | Perempuan<br>Female | Jumlah<br>Total | Laki-laki<br>Male | Perempuan<br>Female | Jumlah<br>Total |   |
| (1)                      | (2)                | (3)               | (4)                 | (5)             | (6)               | (7)                 | (8)             | (9)   |
| 010 Pesanggaran          | 1                  | 313               | 487                 | 800             | 23                | 19                  | 42              | 19,05   |
| 011 Siliragung           | 1                  | 60                | 65                  | 125             | 13                | 5                   | 18              | 6,94  |
| 020 Bangorejo            | 2                  | 316               | 516                 | 832             | 31                | 28                  | 59              | 14,10   |
| 030 Purwoharjo           | 3                  | 832               | 1 153               | 1 985           | 59                | 45                  | 104             | 19,09   |
| 040 Tegaldlimo           | 3                  | 460               | 602                 | 1 062           | 49                | 28                  | 77              | 13,79   |
| 050 Muncar               | 2                  | 332               | 547                 | 879             | 37                | 26                  | 63              | 13,95   |
| 060 Cluring              | 2                  | 398               | 620                 | 1 018           | 29                | 26                  | 55              | 18,51   |
| 070 Gambiran             | 2                  | 379               | 534                 | 913             | 44                | 25                  | 69              | 13,23   |
| 071 Tegalsari            | 1                  | 208               | 368                 | 576             | 20                | 14                  | 34              | 16,94   |
| 080 Glenmore             | 4                  | 567               | 851                 | 1 418           | 58                | 42                  | 100             | 14,18   |
| 090 Kalibaru             | 1                  | 85                | 56                  | 141             | 8                 | 11                  | 19              | 7,42  |
| 100 Genteng              | 7                  | 1 550             | 2 107               | 3 657           | 139               | 100                 | 239             | 15,30   |
| 110 Srono                | 5                  | 482               | 640                 | 1 122           | 49                | 58                  | 107             | 10,49   |
| 120 Rogojampi            | 3                  | 547               | 584                 | 1 131           | 49                | 32                  | 81              | 13,96   |
| 121 Blimbingsari         | -                  | -                 | -                   | -               | -                 | -                   | -               | -   |
| 130 Kabat                | 1                  | 73                | 67                  | 140             | 11                | 1                   | 12              | 11,67   |
| 140 Singojuruh           | 1                  | 463               | 596                 | 1 059           | 35                | 19                  | 54              | 19,61   |
| 150 Sempu                | 1                  | 36                | 25                  | 61              | 12                | 4                   | 16              | 3,81  |
| 160 Songgon              | 1                  | 55                | 44                  | 99              | 9                 | 6                   | 15              | 6,60  |
| 170 Glagah               | 1                  | 405               | 551                 | 956             | 31                | 24                  | 55              | 17,38   |
| 171 Licin                | -                  | -                 | -                   | -               | -                 | -                   | -               | -   |
| 180 Banyuwangi           | 4                  | 691               | 630                 | 1 321           | 50                | 54                  | 104             | 12,70   |
| 190 Giri                 | 2                  | 437               | 536                 | 973             | 37                | 38                  | 75              | 12,97   |
| 200 Kalipuro             | 1                  | 67                | 143                 | 210             | 9                 | 8                   | 17              | 12,35   |
| 210 Wongsorejo           | 2                  | 381               | 351                 | 732             | 37                | 17                  | 54              | 13,56   |
| <b>Banyuwangi</b>        | <b>51</b>          | <b>9 137</b>      | <b>12 073</b>       | <b>21 210</b>   | <b>839</b>        | <b>630</b>          | <b>1 469</b>    | <b>14,44</b>                                    |

Sumber : Dinas Pendidikan Kabupaten Banyuwangi

Source : Educational Services of Banyuwangi Regency

**Banyaknya Sekolah, Murid, Guru dan Rasio Murid-Guru Sekolah Menengah Kejuruan (SMK) Menurut Kecamatan Kabupaten Banyuwangi, 2017-2018**

**Tabel**  
**Table** 4.1.11

*Number of Schools, Pupils, Teachers, and Pupil-Teacher Ratio of Vocational Senior High Schools (SMK) by Subdistrict of Banyuwangi Regency, 2017-2018*

| Kecamatan<br>Subdistrict | Sekolah<br>Schools | Murid / Pupils    |                     |                 | Guru / Teachers   |                     |                 | Rasio<br>Murid-Guru<br>Pupils-<br>Teachers Ratio |
|--------------------------|--------------------|-------------------|---------------------|-----------------|-------------------|---------------------|-----------------|--|
|                          |                    | Laki-laki<br>Male | Perempuan<br>Female | Jumlah<br>Total | Laki-laki<br>Male | Perempuan<br>Female | Jumlah<br>Total |  |
| (1)                      | (2)                | (3)               | (4)                 | (5)             | (6)               | (7)                 | (8)             | (9)  |
| 010 Pesanggaran          | 2                  | 251               | 344                 | 595             | 24                | 24                  | 48              | 12,40  |
| 011 Siliragung           | 4                  | 581               | 232                 | 813             | 54                | 43                  | 97              | 8,38   |
| 020 Bangorejo            | 4                  | 271               | 157                 | 428             | 42                | 28                  | 70              | 6,11   |
| 030 Purwoharjo           | 2                  | 47                | 36                  | 83              | 10                | 15                  | 25              | 3,32   |
| 040 Tegaldlimo           | 4                  | 863               | 511                 | 1 374           | 67                | 29                  | 96              | 14,31  |
| 050 Muncar               | 6                  | 1 837             | 1 627               | 3 464           | 136               | 72                  | 208             | 16,65  |
| 060 Cluring              | 7                  | 1 496             | 1 309               | 2 805           | 81                | 75                  | 156             | 17,98  |
| 070 Gambiran             | 2                  | 370               | 176                 | 546             | 18                | 21                  | 39              | 14,00  |
| 071 Tegalsari            | 5                  | 1 439             | 1 244               | 2 683           | 107               | 73                  | 180             | 14,91  |
| 080 Glenmore             | 3                  | 461               | 412                 | 873             | 50                | 24                  | 74              | 11,80  |
| 090 Kalibaru             | 1                  | 722               | 505                 | 1 227           | 42                | 30                  | 72              | 17,04  |
| 100 Genteng              | 6                  | 2 667             | 1 637               | 4 304           | 144               | 79                  | 223             | 19,30  |
| 110 Srono                | 5                  | 832               | 328                 | 1 160           | 63                | 37                  | 100             | 11,60  |
| 120 Rogojampi            | 3                  | 1 833             | 1 116               | 2 949           | 96                | 47                  | 143             | 20,62  |
| 121 Blimbingsari         | 1                  | 7                 | 8                   | 15              | 8                 | 5                   | 13              | 1,15   |
| 130 Kabat                | 2                  | 240               | 170                 | 410             | 20                | 12                  | 32              | 12,81  |
| 140 Singojuruh           | 3                  | 590               | 627                 | 1 217           | 55                | 41                  | 96              | 12,68  |
| 150 Sempu                | 2                  | 342               | 234                 | 576             | 32                | 24                  | 56              | 10,29  |
| 160 Songgon              | 1                  | 385               | 474                 | 859             | 25                | 19                  | 44              | 19,52  |
| 170 Glagah               | 2                  | 1 928             | 178                 | 2 106           | 115               | 71                  | 186             | 11,32  |
| 171 Licin                | -                  | -                 | -                   | -               | -                 | -                   | -               | -  |
| 180 Banyuwangi           | 3                  | 1 203             | 683                 | 1 886           | 88                | 63                  | 151             | 12,49  |
| 190 Giri                 | 4                  | 1 324             | 2 520               | 3 844           | 135               | 128                 | 263             | 14,62  |
| 200 Kalipuro             | 1                  | 215               | 23                  | 238             | 23                | 15                  | 38              | 6,26   |
| 210 Wongsorejo           | 2                  | 671               | 511                 | 1 182           | 50                | 26                  | 76              | 15,55  |
| <b>Banyuwangi</b>        | <b>75</b>          | <b>20 575</b>     | <b>15 062</b>       | <b>35 637</b>   | <b>1 485</b>      | <b>1 001</b>        | <b>2 486</b>    | <b>14,34</b>                                     |

Sumber : Dinas Pendidikan Kabupaten Banyuwangi

Source : Educational Services of Banyuwangi Regency

**Tabel**  
**Table** 4.1.12

**Banyaknya Sekolah, Murid, Guru dan Rasio Murid-Guru Sekolah Madrasah Aliyah (MA) Menurut Kecamatan Kabupaten Banyuwangi, 2017-2018**

*Number of Schools, Pupils, Teachers, and Pupil-Teacher Ratio of Islamic Senior High Schools by Subdistrict of Banyuwangi Regency, 2017-2018*

| Kecamatan<br>Subdistrict | Sekolah<br>Schools | Murid / Pupils    |                     |                 | Guru / Teachers   |                     |                 | Rasio<br>Murid-Guru<br>Pupils-<br>Teachers Ratio |
|--------------------------|--------------------|-------------------|---------------------|-----------------|-------------------|---------------------|-----------------|--|
|                          |                    | Laki-laki<br>Male | Perempuan<br>Female | Jumlah<br>Total | Laki-laki<br>Male | Perempuan<br>Female | Jumlah<br>Total |  |
| (1)                      | (2)                | (3)               | (4)                 | (5)             | (6)               | (7)                 | (8)             | (9)  |
| 010 Pesanggaran          | 1                  | 48                | 19                  | 67              | 9                 | 4                   | 13              | 5,15   |
| 011 Siliragung           | 2                  | 440               | 614                 | 1 054           | 40                | 32                  | 72              | 14,64  |
| 020 Bangorejo            | 1                  | 16                | 24                  | 40              | 7                 | 7                   | 14              | 2,86   |
| 030 Purwoharjo           | 2                  | 51                | 34                  | 85              | 13                | 15                  | 28              | 3,04   |
| 040 Tegaldlimo           | 1                  | 69                | 60                  | 129             | 9                 | 5                   | 14              | 9,21   |
| 050 Muncar               | 3                  | 157               | 202                 | 359             | 30                | 12                  | 42              | 8,55   |
| 060 Cluring              | 3                  | 130               | 142                 | 272             | 27                | 17                  | 44              | 6,18   |
| 070 Gambiran             | -                  | -                 | -                   | -               | -                 | -                   | -               | -  |
| 071 Tegalsari            | 3                  | 542               | 807                 | 1 349           | 48                | 36                  | 84              | 16,06  |
| 080 Glenmore             | 3                  | 100               | 125                 | 225             | 17                | 20                  | 37              | 6,08   |
| 090 Kalibaru             | 2                  | 159               | 255                 | 414             | 22                | 11                  | 33              | 12,55  |
| 100 Genteng              | 2                  | 463               | 962                 | 1 425           | 45                | 31                  | 76              | 18,75  |
| 110 Srono                | 2                  | 336               | 725                 | 1 061           | 30                | 21                  | 51              | 20,80  |
| 120 Rogojampi            | 2                  | 41                | 49                  | 90              | 21                | 19                  | 40              | 2,25   |
| 121 Blimbingsari         | 1                  | 52                | 67                  | 119             | 12                | 6                   | 18              | 6,61   |
| 130 Kabat                | 1                  | 24                | 41                  | 65              | 7                 | 7                   | 14              | 4,64   |
| 140 Singojuruh           | 1                  | 42                | 73                  | 115             | 19                | 11                  | 30              | 3,83   |
| 150 Sempu                | 1                  | 40                | 24                  | 64              | 11                | 10                  | 21              | 3,05   |
| 160 Songgon              | 2                  | 101               | 172                 | 273             | 15                | 11                  | 26              | 10,50  |
| 170 Glagah               | -                  | -                 | -                   | -               | -                 | -                   | -               | -  |
| 171 Licin                | 1                  | 55                | 45                  | 100             | 6                 | 7                   | 13              | 7,69   |
| 180 Banyuwangi           | 3                  | 512               | 825                 | 1 337           | 37                | 52                  | 89              | 15,02  |
| 190 Giri                 | 2                  | 33                | 75                  | 108             | 14                | 22                  | 36              | 3,00   |
| 200 Kalipuro             | 6                  | 216               | 299                 | 515             | 43                | 37                  | 80              | 6,44   |
| 210 Wongsorejo           | 4                  | 205               | 273                 | 478             | 39                | 11                  | 50              | 9,56   |
| <b>Banyuwangi</b>        | <b>49</b>          | <b>3 832</b>      | <b>5 912</b>        | <b>9 744</b>    | <b>521</b>        | <b>404</b>          | <b>925</b>      | <b>10,53</b>                                     |

Sumber : Dinas Pendidikan Kabupaten Banyuwangi

Source : Educational Services of Banyuwangi Regency

**4.2 KESEHATAN DAN KB  
HEALTH AND FAMILY PLANNING**

**Tabel 4.2.1** Banyaknya Fasilitas Kesehatan Kabupaten Banyuwangi, 2009-2017  
*Table* **4.2.1** *Number of Health Facilities of Banyuwangi Regency, 2009-2017*

| Tahun<br>Years | Rumah<br>Sakit<br>Hospital | Rumah<br>Bersalin<br>Maternal<br>Hospital | Puskesmas<br>Public Health<br>Centre (PHC) | Posyandu<br>Integrated<br>Service Post | Klinik/Balai<br>Kesehatan<br>Clinic/Health<br>Center | Polindes<br>Village<br>Maternity |
|----------------|----------------------------|---|--|--|--|----------------------------------|
| (1)            | (2)                        | (3)                                       | (4)  | (5)                                    | (6)  | (7)                              |
| 2009           | 6                          | 1   | 30   | 2 180                                  | 36   | 170                              |
| 2010           | 11                         | 18  | 45   | 217                                    | 37   | 123                              |
| 2011           | 11                         | 18  | 45   | 2 224                                  | 37   | 123                              |
| 2012           | 14                         | 2   | 45   | 2 250                                  | 36   | 123                              |
| 2013           | 13                         | 2   | 45   | 2 250                                  | 29   | 123                              |
| 2014           | 13                         | 1   | 45   | 2 265                                  | 45   | 123                              |
| 2015           | 12                         | 1   | 45   | 2 265                                  | 35   | 98                               |
| 2016           | 14                         | 1   | 45   | 2 265                                  | 35   | 98                               |
| 2017           | 14                         | 1   | 45   | 2 265                                  | 35   | 98                               |

Sumber : Dinas Kesehatan Kabupaten Banyuwangi

Source : Health Services of Banyuwangi Regency

**Tabel** 4.2.2 **Banyaknya Fasilitas Kesehatan Menurut Kecamatan Kabupaten Banyuwangi, 2017**

*Number Health Facilities by Subdistrict of Banyuwangi Regency, 2017*

| Kecamatan<br>Subdistrict | Rumah<br>Sakit<br>Hospital | Rumah Bersalin<br>Maternal<br>Hospital | Puskesmas<br>Public Health<br>Centre (PHC) | Puskesmas<br>Pembantu | Posyandu<br>Integrated<br>Service Post |
|--------------------------|----------------------------|--|--|-----------------------|--|
| (1)                      | (2)                        | (3)                                    | (4)  | (5)                   | (6)                                    |
| 010 Pesanggaran          | 0                          | 0                                      | 2  | 3                     | 57                                     |
| 011 Siliragung           | 0                          | 0                                      | 1  | 4                     | 65                                     |
| 020 Bangorejo            | 0                          | 0                                      | 2  | 5                     | 90                                     |
| 030 Purwoharjo           | 0                          | 1                                      | 2  | 4                     | 91                                     |
| 040 Tegaldlimo           | 0                          | 0                                      | 2  | 4                     | 88                                     |
| 050 Muncar               | 1                          | 0                                      | 4  | 8                     | 179                                    |
| 060 Cluring              | 0                          | 0                                      | 2  | 5                     | 84                                     |
| 070 Gambiran             | 4                          | 0                                      | 2  | 4                     | 75                                     |
| 071 Tegalsari            | 0                          | 0                                      | 1  | 3                     | 55                                     |
| 080 Glenmore             | 1                          | 0                                      | 2  | 6                     | 133                                    |
| 090 Kalibaru             | 0                          | 0                                      | 1  | 2                     | 81                                     |
| 100 Genteng              | 1                          | 0                                      | 2  | 4                     | 114                                    |
| 110 Srono                | 0                          | 0                                      | 3  | 5                     | 115                                    |
| 120 Rogojampi            | 2                          | 0                                      | 2  | 5                     | 117                                    |
| 130 Kabat                | 1                          | 0                                      | 2  | 5                     | 97                                     |
| 140 Singojuruh           | 0                          | 0                                      | 1  | 5                     | 70                                     |
| 150 Sempu                | 0                          | 0                                      | 3  | 6                     | 117                                    |
| 160 Songgon              | 0                          | 0                                      | 1  | 4                     | 92                                     |
| 170 Glagah               | 0                          | 0                                      | 1  | 2                     | 49                                     |
| 171 Licin                | 0                          | 0                                      | 1  | 3                     | 44                                     |
| 180 Banyuwangi           | 3                          | 0                                      | 3  | 4                     | 173                                    |
| 190 Giri                 | 0                          | 0                                      | 1  | 2                     | 50                                     |
| 200 Kalipuro             | 0                          | 0                                      | 2  | 6                     | 111                                    |
| 210 Wongsorejo           | 0                          | 0                                      | 2  | 6                     | 118                                    |
| <b>Banyuwangi</b>        | <b>14</b>                  | <b>1</b>                               | <b>45</b>                                  | <b>105</b>            | <b>2 265</b>                           |

Sumber : Dinas Kesehatan Kabupaten Banyuwangi

Source : Health Services of Banyuwangi Regency

**Banyaknya Tenaga Kesehatan Menurut Unit Kerja dan Sarana Pelayanan Kesehatan Kabupaten Banyuwangi, 2017**

**Tabel**  
**Table** 4.2.3

*Number of Health Workers by Unit of Work and Health Care Facilities of Banyuwangi Regency, 2017*

| Unit Kerja<br>Unit | Tenaga Medis<br>Medical Personnel |                           |                  |                  |                               | Tenaga Nonmedis<br>Nonmedical Personnel |   |                             |   |
|--------------------|-----------------------------------|---------------------------|------------------|------------------|-------------------------------|---|---|-----------------------------|---|
|                    | Dokter<br>Doctor                  | Dokter<br>Gigi<br>Dentist | Perawat<br>Nurse | Bidan<br>Midwife | Farmasi<br>Pharmaceu-<br>tist | Ahli<br>Gizi<br>Nutri-<br>tionist       | Teknisi<br>Medis*)<br>Medical<br>Technician | Sanitasi<br>Sanita-<br>tion | Kesehatan<br>Masyarakat<br>Public<br>Health |
| (1)                | (2)                               | (3)                       | (4)              | (5)              | (6)                           | (7)                                     | (8)   | (9)                         | (10)  |
| <b>Puskesmas</b>   |                                   |                           |                  |                  |                               |   |   |                             |   |
| Bajulmati          | 2                                 | 1                         | 12               | 14               | 1                             | 1                                       |   | 1                           | 0   |
| Wongsorejo         | 2                                 | 1                         | 10               | 11               | 0                             | 0                                       |   | 0                           | 0   |
| Klatak             | 1                                 | 1                         | 6                | 8                | 1                             | 0                                       |   | 1                           | 2   |
| Kelir              | 1                                 | 1                         | 4                | 6                | 0                             | 1                                       |   | 2                           | 0   |
| Mojopanggung       | 2                                 | 1                         | 7                | 9                | 1                             | 1                                       |   | 1                           | 1   |
| Paspan             | 1                                 | 1                         | 5                | 12               | 1                             | 0                                       |   | 1                           | 2   |
| Licin              | 2                                 | 1                         | 16               | 15               | 2                             | 1                                       |   | 2                           | 0   |
| Singotrunan        | 1                                 | 1                         | 2                | 9                | 1                             | 1                                       |   | 1                           | 4   |
| Kertosari          | 1                                 | 2                         | 4                | 13               | 1                             | 1                                       |   | 2                           | 3   |
| Sobo               | 2                                 | 1                         | 7                | 9                | 1                             | 1                                       |   | 1                           | 3   |
| Kabat              | 1                                 | 1                         | 9                | 15               | 0                             | 0                                       |   | 2                           | 0   |
| Badean             | 1                                 | 1                         | 9                | 8                | 0                             | 0                                       |   | 1                           | 1   |
| Gitik              | 3                                 | 1                         | 12               | 19               | 1                             | 1                                       |   | 2                           | 2   |
| Gladag             | 1                                 | 1                         | 8                | 13               | 0                             | 0                                       |   | 1                           | 1   |
| Songgon            | 1                                 | 1                         | 6                | 13               | 1                             | 1                                       |   | 0                           | 3   |
| Singojuruh         | 3                                 | 1                         | 13               | 19               | 0                             | 0                                       |   | 2                           | 0   |
| Parijatah Kulon    | 1                                 | 1                         | 4                | 8                | 0                             | 0                                       |   | 0                           | 1   |
| Kebaman            | 1                                 | 1                         | 4                | 7                | 0                             | 0                                       |   | 1                           | 1   |
| Wonosobo           | 1                                 | 1                         | 13               | 15               | 0                             | 0                                       |   | 1                           | 0   |
| Tapanrejo          | 1                                 | 1                         | 6                | 10               | 0                             | 0                                       |   | 1                           | 1   |
| Tembokrejo         | 1                                 | 1                         | 4                | 6                | 0                             | 0                                       |   | 0                           | 2   |
| Kedungrejo         | 2                                 | 1                         | 6                | 7                | 0                             | 0                                       |   | 0                           | 0   |
| Sumberberas        | 2                                 | 1                         | 9                | 12               | 1                             | 1                                       |   | 1                           | 0   |
| Tegaldlimo         | 2                                 | 1                         | 14               | 13               | 1                             | 0                                       |   | 1                           | 2   |

Lanjutan Tabel / Continuation of Table 4.2.3

| Unit Kerja<br>Unit       | Tenaga Medis<br>Medical Personnel |                           |                  |                  |                               | Tenaga Nonmedis<br>Nonmedical Personnel |   |                                  |  |
|--------------------------|-----------------------------------|---------------------------|------------------|------------------|-------------------------------|---|---|----------------------------------|--|
|                          | Dokter<br>Doctor                  | Dokter<br>Gigi<br>Dentist | Perawat<br>Nurse | Bidan<br>Midwife | Farmasi<br>Pharma-<br>ceutist | Ahli Gizi<br>Nutri-<br>tionist          | Teknisi<br>Medis*)<br>Medical<br>Technician | Sani-<br>tasi<br>Sanita-<br>tion | Kesehatan<br>Masyarakat<br>Public Health |
| (1)                      | (2)                               | (3)                       | (4)              | (5)              | (6)                           | (7)                                     | (8)   | (9)                              | (10)                                     |
| Kedungwungu              | 1                                 | 1                         | 5                | 11               | 0                             | 0                                       | 0   | 1                                | 1  |
| Grajagan                 | 1                                 | 1                         | 6                | 12               | 0                             | 1                                       | 0   | 1                                | 0  |
| Purwoharjo               | 2                                 | 1                         | 13               | 16               | 1                             | 1                                       | 0   | 1                                | 0  |
| Tampo                    | 1                                 | 1                         | 8                | 13               | 1                             | 1                                       | 0   | 1                                | 0  |
| Benculuk                 | 3                                 | 1                         | 12               | 11               | 1                             | 1                                       | 0   | 1                                | 3  |
| Jajag                    | 2                                 | 1                         | 6                | 9                | 1                             | 1                                       | 0   | 0                                | 2  |
| Yosomulyo                | 1                                 | 1                         | 4                | 11               | 0                             | 1                                       | 0   | 1                                | 1  |
| Tegalsari                | 1                                 | 1                         | 5                | 8                | 0                             | 0                                       | 0   | 0                                | 1  |
| Genteng Kulon            | 2                                 | 1                         | 5                | 17               | 1                             | 1                                       | 0   | 0                                | 0  |
| Kembiritan               | 1                                 | 1                         | 8                | 6                | 1                             | 1                                       | 0   | 1                                | 1  |
| Karangsari               | 1                                 | 1                         | 5                | 8                | 0                             | 0                                       | 0   | 0                                | 3  |
| Sempu                    | 2                                 | 1                         | 14               | 16               | 1                             | 1                                       | 0   | 0                                | 1  |
| Gendoh                   | 1                                 | 1                         | 4                | 5                | 0                             | 0                                       | 0   | 1                                | 0  |
| Tulungrejo               | 1                                 | 1                         | 6                | 12               | 0                             | 0                                       | 0   | 1                                | 0  |
| Sepanjang                | 1                                 | 1                         | 8                | 7                | 1                             | 0                                       | 0   | 0                                | 0  |
| Kalibaru Kulon           | 2                                 | 1                         | 16               | 14               | 0                             | 1                                       | 0   | 0                                | 1  |
| Kebondalem               | 1                                 | 1                         | 12               | 11               | 0                             | 1                                       | 0   | 1                                | 0  |
| Sambirejo                | 2                                 | 1                         | 16               | 18               | 1                             | 0                                       | 0   | 1                                | 0  |
| Siliragung               | 1                                 | 1                         | 9                | 13               | 0                             | 0                                       | 0   | 1                                | 0  |
| Pesanggaran              | 2                                 | 1                         | 9                | 7                | 2                             | 0                                       | 0   | 1                                | 0  |
| Sumberagung              | 2                                 | 1                         | 14               | 11               | 0                             | 0                                       | 0   | 1                                | 1  |
| Subjumlah<br>(Puskesmas) | 67                                | 46                        | 375              | 507              | 24                            | 21                                      | 0   | 39                               | 44                                       |
| Instalasi<br>Farmasi     |                                   |                           |                  |                  |                               |   |   |                                  |  |
| Labkesda                 |                                   |                           |                  |                  |                               |   | 4   |                                  |  |
| Dinkes                   | 3                                 | 0                         | 6                | 11               | 3                             | 2                                       | 1   | 5                                | 15                                       |
| Rumah Sakit              | 78                                | 16                        | 654              | 182              | 127                           | 28                                      |   | 11                               | 9  |
| Jumlah                   | 148                               | 62                        | 1 035            | 700              | 154                           | 51                                      | 5   | 55                               | 68                                       |

Sumber : Dinas Kesehatan Kabupaten Banyuwangi

Source : Health Services of Banyuwangi Regency

**Tabel  
Table**

**4.2.4**

**Banyaknya Dokter Spesialis, Dokter Umum, dan Dokter Gigi di Sarana Pelayanan Kesehatan Banyuwangi, 2017**

*Number of Specialist , General Practitioner, and Dentist in Health Care Facilities of Banyuwangi Regency, 2017*

| <b>Unit Kerja<br/>Unit</b> | <b>Dokter Spesialis<br/>Specialist</b> | <b>Dokter Umum<br/>General Practitioner</b> | <b>Dokter Gigi<br/>Dentist</b> |
|----------------------------|--|---|--------------------------------|
| (1)                        | (2)                                    | (3)   | (4)                            |
| Puskesmas                  | 0                                      | 61  | 45                             |
| Rumah Sakit                | 159                                    | 99  | 18                             |
| Institusi Diknakes/Diklat  |  |   |                                |
| Sarana Kesehatan Lain      | 24                                     | 59  | 4                              |
| Dinkes Kab                 |  | 4   |                                |
| <b>Jumlah</b>              | <b>183</b>                             | <b>223</b>                                  | <b>67</b>                      |

Sumber : Dinas Kesehatan Kabupaten Banyuwangi

Source : Health Services of Banyuwangi Regency



**Tabel**  
**Table** 4.2.5  
**Banyaknya Kelahiran Menurut Penolong Kelahiran**  
**Kabupaten Banyuwangi, 2009-2016**  
*Number of Births by Medical Personnel of*  
*Banyuwangi Regency, 2009-2016*

| <b>Tahun</b><br><b>Years</b> | <b>Tenaga Kesehatan</b><br><b>Health Workers</b> | <b>Non Tenaga</b><br><b>Kesehatan</b><br><b>Nonmedical</b><br><b>Personnel</b> | <b>Jumlah</b><br><b>Total</b> | <b>Persentase Tenaga</b><br><b>Kesehatan</b><br><b>Health Workers</b><br><b>Percentage</b> |
|------------------------------|--|--|-------------------------------|--|
| (1)                          | (2)  | (3)  | (4)                           | (5)  |
| 2009                         | 22 905   | 647  | 23 552                        | 97,25  |
| 2010                         | 23 039   | 700  | 23 739                        | 97,05  |
| 2011                         | 22 963   | 552  | 23 515                        | 97,65  |
| 2012                         | 22 607   | 327  | 22 934                        | 98,57  |
| 2013                         | 23 103   | 176  | 23 279                        | 99,24  |
| 2014                         | 23 629   | 117  | 23 746                        | 99,51  |
| 2015                         | 23 874   | 77   | 23 951                        | 99,67  |
| 2016                         | 22 944   | 59   | 23 003                        | 99,74  |
| 2017                         | 23 082   | 48   | 23 130                        | 99,79  |

Sumber : Dinas Kesehatan Kabupaten Banyuwangi

Source : Health Services of Banyuwangi Regency

**Banyaknya Balita yang Pernah Mendapat Imunisasi Menurut Jenis Imunisasi Kabupaten Banyuwangi, 2016**

**Tabel**  
**Table** 4.2.6

*Number of Toddlers Who Have Got Immunization by Type of Immunization of Banyuwangi Regency, 2016*

| Kecamatan<br>Subdistrict | Jenis Imunisasi / Type of Immunization |  |               |               |                        |               |
|--------------------------|--|--|---------------|---------------|------------------------|---------------|
|                          | BCG<br>BCG<br>Vaccine                  | DPT<br>Difteri Pertusis Tetanus<br>Vaccine |               |               | Polio<br>Polio Vaccine |               |
|                          |  | 1  | 2             | 3             | 1                      | 2             |
| (1)                      | (2)                                    | (3)  | (4)           | (5)           | (6)                    | (7)           |
| 010 Pesanggaran          | 689                                    | 692  | 629           | 662           | 689                    | 691           |
| 011 Siliragung           | 547                                    | 575  | 546           | 546           | 564                    | 576           |
| 020 Bangorejo            | 851                                    | 828  | 885           | 888           | 845                    | 829           |
| 030 Purwoharjo           | 940                                    | 936  | 936           | 916           | 931                    | 929           |
| 040 Tegaldlimo           | 809                                    | 837  | 840           | 936           | 824                    | 822           |
| 050 Muncar               | 1 985                                  | 2 025                                      | 2 052         | 2 103         | 1 972                  | 2 034         |
| 060 Cluring              | 1 089                                  | 1 024                                      | 1 036         | 1 014         | 1 075                  | 1 016         |
| 070 Gambiran             | 1 024                                  | 915  | 921           | 954           | 1 013                  | 900           |
| 071 Tegalsari            | 672                                    | 697  | 700           | 686           | 671                    | 696           |
| 080 Glenmore             | 1 006                                  | 1 001                                      | 1 139         | 1 166         | 1 024                  | 1 006         |
| 090 Kalibaru             | 1 054                                  | 1 036                                      | 1 021         | 1 027         | 1 056                  | 1 015         |
| 100 Genteng              | 1 314                                  | 1 247                                      | 1 255         | 1 233         | 1 243                  | 1 249         |
| 110 Srono                | 1 236                                  | 1 219                                      | 1 238         | 1 222         | 1 236                  | 1 223         |
| 120 Rogojampi            | 1 325                                  | 1 316                                      | 1 315         | 1 325         | 1 311                  | 1 297         |
| 130 Kabat                | 1 018                                  | 1 012                                      | 1 018         | 1 001         | 1 015                  | 1 015         |
| 140 Singojuruh           | 681                                    | 692  | 698           | 680           | 682                    | 691           |
| 150 Sempu                | 1 138                                  | 1 179                                      | 1 183         | 1 170         | 1 126                  | 1 174         |
| 160 Songgon              | 866                                    | 861  | 857           | 893           | 892                    | 874           |
| 170 Glagah               | 491                                    | 492  | 481           | 480           | 483                    | 490           |
| 171 Licin                | 366                                    | 346  | 326           | 369           | 357                    | 356           |
| 180 Banyuwangi           | 1 891                                  | 1 724                                      | 1 728         | 1 832         | 1 883                  | 1 667         |
| 190 Giri                 | 359                                    | 352  | 340           | 336           | 362                    | 343           |
| 200 Kalipuro             | 1 247                                  | 1 261                                      | 1 281         | 1 300         | 1 253                  | 1 254         |
| 210 Wongsorejo           | 1 162                                  | 1 177                                      | 1 193         | 1 185         | 1 185                  | 1 216         |
| <b>Banyuwangi</b>        | <b>23 760</b>                          | <b>23 444</b>                              | <b>23 618</b> | <b>23 924</b> | <b>23 692</b>          | <b>23 363</b> |

Sumber : Dinas Kesehatan Kabupaten Banyuwangi

Source : Health Services of Banyuwangi Regency

Lanjutan Tabel / Continuation of Table 4.2.6

| Kecamatan<br>Subdistrict | Jenis Imunisasi / Type of Immunization |               |                                    |      |      |                              |
|--------------------------|--|---------------|------------------------------------|------|------|------------------------------|
|                          | Polio<br>Polio Vaccine                 |               | Hepatitis B<br>Hepatitis B Vaccine |      |      | Campak<br>Measles<br>Vaccine |
|                          | 3                                      | 4             | 1                                  | 2    | 3    |                              |
| (1)                      | (8)                                    | (9)           | (10)                               | (11) | (12) | (13)                         |
| 010 Pesanggaran          | 629                                    | 684           | 731                                | -    | -    | 699                          |
| 011 Siliragung           | 541                                    | 560           | 501                                | -    | -    | 627                          |
| 020 Bangorejo            | 880                                    | 877           | 815                                | -    | -    | 820                          |
| 030 Purwoharjo           | 941                                    | 899           | 930                                | -    | -    | 957                          |
| 040 Tegaldlimo           | 822                                    | 779           | 842                                | -    | -    | 956                          |
| 050 Muncar               | 2 005                                  | 2 043         | 1 947                              | -    | -    | 2 037                        |
| 060 Cluring              | 1 029                                  | 1 036         | 976                                | -    | -    | 1 048                        |
| 070 Gambiran             | 920                                    | 925           | 943                                | -    | -    | 909                          |
| 071 Tegalsari            | 698                                    | 677           | 631                                | -    | -    | 722                          |
| 080 Glenmore             | 1 141                                  | 1 131         | 953                                | -    | -    | 1 104                        |
| 090 Kalibaru             | 991                                    | 992           | 992                                | -    | -    | 1 019                        |
| 100 Genteng              | 1 221                                  | 1 219         | 1 335                              | -    | -    | 1 247                        |
| 110 Srono                | 1 241                                  | 1 222         | 1 286                              | -    | -    | 1 206                        |
| 120 Rogojampi            | 1 305                                  | 1 317         | 1 291                              | -    | -    | 1 402                        |
| 130 Kabat                | 1 027                                  | 1 009         | 995                                | -    | -    | 1 015                        |
| 140 Singojuruh           | 704                                    | 686           | 675                                | -    | -    | 692                          |
| 150 Sempu                | 1 192                                  | 1 174         | 1 121                              | -    | -    | 1 206                        |
| 160 Songgon              | 862                                    | 909           | 802                                | -    | -    | 861                          |
| 170 Glagah               | 483                                    | 484           | 478                                | -    | -    | 471                          |
| 171 Licin                | 322                                    | 355           | 353                                | -    | -    | 375                          |
| 180 Banyuwangi           | 1 747                                  | 1 793         | 1 896                              | -    | -    | 1 763                        |
| 190 Giri                 | 332                                    | 325           | 361                                | -    | -    | 343                          |
| 200 Kalipuro             | <b>1 278</b>                           | <b>1 295</b>  | <b>1 205</b>                       | -    | -    | <b>1 303</b>                 |
| 210 Wongsorejo           | <b>1 185</b>                           | <b>1 159</b>  | <b>1 228</b>                       | -    | -    | <b>1 182</b>                 |
| <b>Banyuwangi</b>        | <b>23 496</b>                          | <b>23 550</b> | <b>23 287</b>                      | -    | -    | <b>23 964</b>                |

Sumber : Dinas Kesehatan Kabupaten Banyuwangi

Source : Health Services of Banyuwangi Regency

**Tabel 4.2.7** Jumlah Kasus 10 Penyakit Terbanyak Kabupaten Banyuwangi, 2017  
**Table** *Number of 10 Most Diseases Cases of Banyuwangi Regency, 2017*

|     | <b>Jenis Penyakit</b><br><i>Type of Diseases</i>   | <b>Banyaknya Kasus</b><br><i>Number of Cases</i> |
|-----|--|--|
|     | (1)  | (2)  |
| 1.  | Infeksi akut pada saluran pernafasan bagian atas<br><i>Acute infections in the upper respiratory tract</i>                     | 119 220  |
| 2.  | Gastritis Dan Duodenitis<br><i>Gastritis Dan Duodenitis</i>  | 75 375   |
| 3.  | Penyakit tekanan darah tinggi<br><i>High blood pressure</i>  | 55 792   |
| 4.  | Nyeri Kepala<br><i>Head Pain</i>   | 19 498   |
| 5.  | Rematik Arthritis Lain<br><i>Other Arthritis Rheumatism</i>  | 21 572   |
| 6.  | <i>Diare dan Gastroenteritis yang kurang jelas batasannya</i><br><i>Diarrhea and Gastroenteritis less obvious restrictions</i> | 32 382   |
| 7.  | <i>Common</i><br><i>Cold</i>   | 8 539  |
| 8.  | Influenza<br><i>Influenza</i>  | 8 032  |
| 9.  | Penyakit Kulit Alergi<br><i>Allergic Skin Diseases</i>   | 5 158  |
| 10. | Demam Yang Tidak Diketahui Sebabnya<br><i>The Unknown Fever Cause</i>  | 5 332  |

Sumber : Dinas Kesehatan Kabupaten Banyuwangi

Source : Health Services of Banyuwangi Regency

Tabel  
Table

4.2.8

Jumlah Bayi Lahir, Bayi Berat Badan Rendah (BBLR), BBLR  
Dirujuk, dan Bergizi Buruk Kabupaten Banyuwangi, 2009-2017

*Number of Babies Born, Babies of Low Weight (BLW), BLW was Referred,  
and Malnutrition of Banyuwangi Regency, 2009-2017*

| Tahun<br>Year | Bayi Lahir<br>Babies Born | BBLR / LBW     |                      | Gizi Buruk<br>Malnutrition |
|---------------|---------------------------|----------------|----------------------|----------------------------|
|               |                           | Jumlah / Total | Dirujuk / Referenced |                            |
| (1)           | (2)                       | (3)            | (4)                  | (5)                        |
| 2009          | 23 702                    | 328            | 328                  | 17                         |
| 2010          | 23 549                    | 448            | 448                  | 15                         |
| 2011          | 23 541                    | 437            | 437                  | 23                         |
| 2012          | 22 879                    | 561            | 561                  | 37                         |
| 2013          | 23 221                    | 780            | 780                  | 158                        |
| 2014          | 23 634                    | 811            | 227                  | 957                        |
| 2015          | 22 338                    | 786            | 526                  | 658                        |
| 2016          | 22 013                    | 738            |                      | 567                        |
| 2017          | 22 013                    | 718            | 718                  | 511                        |

Sumber : Dinas Kesehatan Kabupaten Banyuwangi

Source : Health Services of Banyuwangi Regency

**Tabel  
Table**

**4.2.9**

**Jumlah Ibu Hamil, Melakukan Kunjungan K1, Melakukan Kunjungan K4, KEK, dan Mendapat Tablet Zat Besi (Fe) Kabupaten Banyuwangi, 2009-2017**

*Number of Pregnant Women, visit to K1, K4, CED, and Got a Tablet of Iron (Fe) of Banyuwangi Regency, 2009-2017*

| Tahun<br>Year | Jumlah Ibu<br>Hamil<br>Pregnant<br>Women | Melakukan Kunjungan / Make a Visit |        |  | Mendapat Zat<br>Besi (Fe)<br>Got Tablet of<br>Iron (Fe) |
|---------------|--|------------------------------------|--------|--|---|
|               |  | K1                                 | K4     | Kurang Energi Kronis<br>Chronic Energy<br>Deficiency ( CED ) |   |
| (1)           | (2)                                      | (3)                                | (4)    | (5)  | (6)   |
| 2009          | 26 982                                   | 25 105                             | 21 172 | 861  | 21 609  |
| 2010          | 26 258                                   | 24 002                             | 20 845 | 1 030  | 21 056  |
| 2011          | 25 936                                   | 23 835                             | 21 458 | 1 223  | 21 562  |
| 2012          | 25 786                                   | 24 061                             | 21 737 | 1 423  | 22 127  |
| 2013          | 27 091                                   | 24 554                             | 22 372 | 1 428  | 22 929  |
| 2014          | 27 034                                   | 25 682                             | 23 766 | 1 656  | 23 727  |
| 2015          | 25 753                                   | 25 216                             | 23 839 | 1 844  | 23 510  |
| 2016          | 25 452                                   | 22 778                             | 24 295 |  | 23 992  |
| 2017          | 25 159                                   | 24 428                             | 23 124 |  | 24 008  |

Sumber : Dinas Kesehatan Kabupaten Banyuwangi

Source : Health Services of Banyuwangi Regency

**Tabel**  
**Table** 4.2.10

**Jumlah Kasus HIV/AIDS, IMS, DBD, Diare, Tb, dan Malaria Menurut Kecamatan Kabupaten Banyuwangi, 2017**

*Number of Cases of HIV/AIDS, IMS, DBD, Diarrhea, Tuberculosis, and Malaria by Subdistrict of Banyuwangi Regency, 2017*

| <b>Kecamatan<br/>Subdistrict</b>                   | <b>HIV/AIDS</b> | <b>IMS</b> | <b>DBD</b> | <b>Diare<br/>Diarrhea</b> | <b>TB<br/>Tuberculosis</b> | <b>Malaria<br/>Malaria</b> |
|--|-----------------|------------|------------|---------------------------|----------------------------|----------------------------|
| (1)  | (2)             | (3)        | (4)        | (5)                       | (6)                        | (7)                        |
| 010 Pesanggaran                                    | 3               | 41         | 10         | 926                       | 51                         | 1                          |
| 011 Siliragung                                     | 5               | 17         | 11         | 403                       | 21                         | 2                          |
| 020 Bangorejo                                      | 4               | 222        | 89         | 1 127                     | 30                         | 6                          |
| 030 Purwoharjo                                     | 23              | 460        | 92         | 1 702                     | 59                         |                            |
| 040 Tegaldlimo                                     | 6               | 7          | 98         | 1 832                     | 45                         | 1                          |
| 050 Muncar   | 17              | 673        | 48         | 3 871                     | 140                        | 10                         |
| 060 Cluring  | 4               | 77         | 64         | 2 156                     | 75                         |                            |
| 070 Gambiran                                       | 5               | 57         | 25         | 1 257                     | 61                         |                            |
| 071 Tegalsari                                      | 2               | 32         | 15         | 718                       | 51                         | 1                          |
| 080 Glenmore                                       | 10              | 20         | 42         | 1 352                     | 57                         |                            |
| 090 Kalibaru                                       | 6               | 7          | 13         | 945                       | 46                         | 1                          |
| 100 Genteng  | 15              | 0          | 31         | 1 332                     | 74                         |                            |
| 110 Srono  | 23              | 460        | 41         | 2 296                     | 96                         | 1                          |
| 120 Rogojampi                                      | 23              | 194        | 69         | 2 184                     | 107                        |                            |
| 130 Kabat  | 18              | 15         | 35         | 1 304                     | 101                        |                            |
| 140 Singojuruh                                     | 9               | 169        | 16         | 1 466                     | 84                         |                            |
| 150 Sempu  | 16              | 135        | 17         | 1 706                     | 64                         | 2                          |
| 160 Songgon  | 7               | 43         | 16         | 872                       | 79                         |                            |
| 170 Glagah   | 13              | 48         | 16         | 676                       | 27                         | 1                          |
| 171 Licin  | 3               | 0          | 7          | 693                       | 21                         |                            |
| 180 Banyuwangi                                     | 42              | 302        | 120        | 1 901                     | 160                        | 1                          |
| 190 Giri   | 8               | 102        | 34         | 1 025                     | 42                         |                            |
| 200 Kalipuro                                       | 17              | 343        | 60         | 912                       | 107                        | 2                          |
| 210 Wongsorejo                                     | 11              | 33         | 27         | 1 715                     | 121                        | 1                          |
| Penduduk Pendatang                                 | 24              |            |            |                           |                            |                            |
| Penduduk Tidak Diketahui<br>Domisilinya            | 103             |            |            |                           |                            |                            |
| RSUD Blambangan, RSUD<br>Genteng, Lapas Banyuwangi |                 | 124        |            |                           | 67                         |                            |
| Banyuwangi   | 417             | 3 581      | 996        | 34 371                    | 1 719                      | 30                         |

Sumber : Dinas Kesehatan Kabupaten Banyuwangi

Source : Health Services of Banyuwangi Regency

**Banyaknya Klinik Keluarga Berencana (KKB) dan Pos Pelayanan Keluarga Berencana Desa (PPKBD) Menurut Kecamatan Kabupaten Banyuwangi, 2017**

**Tabel**  
**Table** 4.2.11

*The Number of Family Planning Clinics (FPC) and Rural Postal Family Planning Services (PFPS) by Subdistrict of Banyuwangi Regency, 2017*

| Kecamatan<br>Subdistrict | KKB / FPC            |                   | PPKBD<br>PFPS |
|--------------------------|----------------------|-------------------|---------------|
|                          | Pemerintah<br>Public | Swasta<br>Private |               |
| (1)                      | (2)                  | (3)               | (4)           |
| 010 Pesanggaran          | 2                    | 1                 | 5             |
| 011 Siliragung           | 1                    | 0                 | 5             |
| 020 Bangorejo            | 2                    | 0                 | 7             |
| 030 Purwoharjo           | 2                    | 0                 | 8             |
| 040 Tegaldlimo           | 2                    | 0                 | 9             |
| 050 Muncar               | 4                    | 0                 | 10            |
| 060 Cluring              | 2                    | 0                 | 9             |
| 070 Gambiran             | 2                    | 1                 | 6             |
| 071 Tegalsari            | 1                    | 1                 | 6             |
| 080 Glenmore             | 2                    | 1                 | 7             |
| 090 Kalibaru             | 1                    | 0                 | 6             |
| 100 Genteng              | 3                    | 1                 | 5             |
| 110 Srono                | 3                    | 0                 | 10            |
| 120 Rogojampi            | 2                    | 2                 | 18            |
| 130 Kabat                | 2                    | 1                 | 16            |
| 140 Singojuruh           | 1                    | 2                 | 11            |
| 150 Sempu                | 3                    | 0                 | 7             |
| 160 Songgon              | 1                    | 0                 | 9             |
| 170 Glagah               | 1                    | 1                 | 10            |
| 171 Licin                | 1                    | 0                 | 8             |
| 180 Banyuwangi           | 4                    | 3                 | 18            |
| 190 Giri                 | 1                    | 0                 | 6             |
| 200 Kalipuro             | 2                    | 0                 | 9             |
| 210 Wongsorejo           | 2                    | 2                 | 12            |
| <b>Banyuwangi</b>        | <b>47</b>            | <b>16</b>         | <b>217</b>    |

Sumber : Badan Pemberdayaan Perempuan dan KB

Source : Women Empowerment Services and Family Planning



**Tabel**  
**Table** 4.2.12

**Banyaknya Pasangan Usia Subur dan Peserta KB Aktif  
Menurut Kecamatan di Kabupaten Banyuwangi, 2017**

*The Number of Eligible Spouse and Family Planning Active  
Participants by Subdistrict of Banyuwangi Regency, 2017*

| Kecamatan<br>Subdistricts | Jumlah PUS<br>Eligible<br>Spouse | Peserta KB Aktif<br>Family Planning Active Participants |                              |            |                  |
|---------------------------|----------------------------------|---|------------------------------|------------|------------------|
|                           |                                  | AKDR IUD  | Kontrasepsi<br>Contraception |            | Kondom<br>Condom |
|                           |                                  |   | MOP                          | MOW        |                  |
|                           |                                  |   | (4)                          | (5)        |                  |
| (1)                       | (2)                              | (3)   | (4)                          | (5)        | (6)              |
| 010 Pesanggaran           | 9 206                            | 605   | 271                          | 8          | 106              |
| 011 Siliragung            | 8 504                            | 640   | 119                          | 2          | 134              |
| 020 Bangorejo             | 11 197                           | 807   | 196                          | 46         | 37               |
| 030 Purwoharjo            | 13 080                           | 1 167   | 175                          | 7          | 120              |
| 040 Tegaldimo             | 12 014                           | 758   | 313                          | 6          | 140              |
| 050 Muncar                | 32 064                           | 1 429   | 973                          | 28         | 419              |
| 060 Cluring               | 12 765                           | 340   | 190                          | 63         | 67               |
| 070 Gambiran              | 11 012                           | 827   | 222                          | 37         | 245              |
| 071 Tegalsari             | 8 794                            | 753   | 148                          | 20         | 105              |
| 080 Glenmore              | 12 954                           | 509   | 181                          | 33         | 143              |
| 090 Kalibaru              | 12 804                           | 815   | 119                          | 4          | 103              |
| 100 Genteng               | 13 520                           | 834   | 212                          | 29         | 256              |
| 110 Srono                 | 17 110                           | 252   | 142                          | 49         | 55               |
| 120 Rogojampi             | 11 400                           | 479   | 114                          | 39         | 392              |
| 121 Blimbingsari          | 10 413                           | 372   | 68                           | 28         | 20               |
| 130 Kabat                 | 12 730                           | 660   | 324                          | 11         | 127              |
| 140 Singojuruh            | 9 596                            | 360   | 211                          | 40         | 74               |
| 150 Sempu                 | 14 205                           | 594   | 258                          | 8          | 249              |
| 160 Songgon               | 11 623                           | 711   | 387                          | 39         | 189              |
| 170 Glagah                | 8 281                            | 685   | 302                          | 47         | 871              |
| 171 Licin                 | 6 907                            | 625   | 120                          | 2          | 100              |
| 180 Banyuwangi            | 17 049                           | 1 136   | 445                          | 38         | 187              |
| 190 Giri                  | 5 306                            | 219   | 111                          | 4          | 57               |
| 200 Kalipuro              | 12 675                           | 261   | 111                          | 16         | 133              |
| 210 Wongsorejo            | 14 453                           | 731   | 97                           | 44         | 182              |
| <b>Banyuwangi</b>         | <b>309 662</b>                   | <b>16 569</b>   | <b>5 809</b>                 | <b>648</b> | <b>4 511</b>     |

Sumber : Dinas Pemberdayaan Perempuan dan KB

Source : Women Empowerment Services and Family Planning

Lanjutan Tabel / Continuation of Table 4.2.12

| Kecamatan<br>Subdistricts | Jumlah PUS<br>Eligible Spouse | Peserta KB Aktif |                       |               | Jumlah<br>Total |
|---------------------------|-------------------------------|------------------|-----------------------|---------------|-----------------|
|                           |                               | Susuk<br>Implant | Suntikan<br>Injection | Pil<br>Pill   |                 |
| (1)                       | (2)                           | (7)              | (8)                   | (9)           | (10)            |
| 010 Pesanggaran           | 9 206                         | 722              | 3 610                 | 1 547         | 6 869           |
| 011 Siliragung            | 8 504                         | 618              | 3 202                 | 1 276         | 5 991           |
| 020 Bangorejo             | 11 197                        | 875              | 4 371                 | 1 669         | 8 001           |
| 030 Purwoharjo            | 13 080                        | 693              | 5 164                 | 1 912         | 9 238           |
| 040 Tegaldimo             | 12 014                        | 707              | 4 892                 | 2 348         | 9 164           |
| 050 Muncar                | 32 064                        | 2 100            | 11 905                | 6 185         | 23 039          |
| 060 Cluring               | 12 765                        | 954              | 5 936                 | 1 897         | 9 447           |
| 070 Gambiran              | 11 012                        | 801              | 4 139                 | 2 201         | 8 472           |
| 071 Tegalsari             | 8 794                         | 634              | 3 736                 | 1 311         | 6 707           |
| 080 Glenmore              | 12 954                        | 657              | 5 065                 | 2 455         | 9 043           |
| 090 Kalibaru              | 12 804                        | 1 240            | 4 548                 | 3 624         | 8 611           |
| 100 Genteng               | 13 520                        | 890              | 5 679                 | 2 748         | 10 648          |
| 110 Srono                 | 17 110                        | 1 084            | 9 447                 | 2 526         | 13 555          |
| 120 Rogojampi             | 11 400                        | 535              | 4 504                 | 2 930         | 8 993           |
| 121 Blimbingsari          | 10 413                        | 513              | 4 855                 | 1 903         | 7 759           |
| 130 Kabat                 | 12 730                        | 1 365            | 3 942                 | 2 808         | 9 237           |
| 140 Singojuruh            | 9 596                         | 577              | 4 249                 | 1 279         | 6 790           |
| 150 Sempu                 | 14 205                        | 1 037            | 6 040                 | 2 659         | 10 845          |
| 160 Songgon               | 11 623                        | 1 134            | 4 004                 | 2 165         | 8 629           |
| 170 Glagah                | 8 281                         | 1 175            | 1 073                 | 1 353         | 5 506           |
| 171 Licin                 | 6 907                         | 901              | 1 880                 | 1 345         | 4 973           |
| 180 Banyuwangi            | 17 049                        | 838              | 7 279                 | 2 807         | 12 730          |
| 190 Giri                  | 5 306                         | 512              | 2 074                 | 1 012         | 3 989           |
| 200 Kalipuro              | 12 675                        | 874              | 3 467                 | 2 821         | 7 683           |
| 210 Wongsorejo            | 14 453                        | 1 017            | 6 625                 | 2 788         | 11 484          |
| <b>Banyuwangi</b>         | <b>309 662</b>                | <b>22 453</b>    | <b>121 686</b>        | <b>57 569</b> | <b>227 403</b>  |

Sumber : Badan Pemberdayaan Perempuan dan KB

Source : Women Empowerment Services and Family Planning

### 4.3 SOSIAL LAINNYA OTHER SOCIAL

**Tabel** 4.3.1 Jumlah Penduduk menurut Kecamatan dan Agama yang Dianut 2017  
**Table** 4.3.1 Population by Subdistrict and Religion Embranced, 2017

| Kecamatan<br>Subdistrict | Islam            | Protestan     | Katolik      | Hindu         | Budha        | Konghucu   | Lainnya    |
|--------------------------|------------------|---------------|--------------|---------------|--------------|------------|------------|
| (1)                      | (2)              | (3)           | (4)          | (5)           | (6)          | (7)        | (7)        |
| 010 Pesanggaran          | 34 096           | 1 093         | 72           | 1 798         | 722          | 5          | 5          |
| 011 Siliragung           | 43 369           | 2 027         | 81           | 3 959         | 16           | 10         | 14         |
| 020 Bangorejo            | 50 103           | 648           | 217          | 2 388         | 10           | 3          | 4          |
| 030 Purwoharjo           | 62 230           | 933           | 831          | 4 181         | 161          | 19         | 2          |
| 040 Tegaldimo            | 60 224           | 928           | 133          | 4 553         | 325          | 0          | 0          |
| 050 Muncar               | 130 151          | 909           | 373          | 1 977         | 63           | 29         | 6          |
| 060 Cluring              | 76 066           | 499           | 75           | 412           | 77           | 9          | 10         |
| 070 Gambiran             | 62 279           | 1 775         | 337          | 37            | 1 254        | 3          | 30         |
| 071 Tegalsari            | 49 513           | 280           | 19           | 2 245         | 2            | 2          | 14         |
| 080 Glenmore             | 73 701           | 1 053         | 215          | 466           | 35           | 25         | 0          |
| 090 Kalibaru             | 66 669           | 231           | 49           | 33            | 24           | 16         | 2          |
| 100 Genteng              | 87 835           | 1 312         | 375          | 555           | 259          | 26         | 14         |
| 110 Srono                | 94 595           | 420           | 109          | 308           | 67           | 36         | 0          |
| 120 Rogojampi            | 56 456           | 711           | 296          | 51            | 319          | 31         | 1          |
| 121 Blimbingsari         | 55 692           | 75            | 6            | 1 943         | 20           | 28         | 0          |
| 130 Kabat                | 65 760           | 103           | 37           | 34            | 4            | 10         | 0          |
| 140 Singojuruh           | 52 885           | 158           | 27           | 12            | 8            | 28         | 0          |
| 150 Sempu                | 84 361           | 640           | 132          | 345           | 49           | 12         | 0          |
| 160 Songgon              | 58 920           | 186           | 29           | 202           | 12           | 0          | 0          |
| 170 Glagah               | 36 040           | 180           | 96           | 48            | 21           | 2          | 0          |
| 171 Licin                | 30 470           | 37            | 16           | 0             | 6            | 10         | 0          |
| 180 Banyuwangi           | 115 553          | 2 681         | 993          | 393           | 576          | 41         | 1          |
| 190 Giri                 | 30 202           | 357           | 146          | 76            | 48           | 3          | 0          |
| 200 Kalipuro             | 84 706           | 759           | 237          | 248           | 47           | 31         | 0          |
| 210 Wongsorejo           | 81 968           | 195           | 87           | 51            | 35           | 54         | 0          |
| <b>Banyuwangi</b>        | <b>1 643 844</b> | <b>18 190</b> | <b>4 988</b> | <b>26 315</b> | <b>4 160</b> | <b>433</b> | <b>103</b> |

Sumber : Dinas Kependudukan Dan Catatan Sipil Kabupaten Banyuwangi  
Source : Service of population and Civil Records of Banyuwangi Regency

**Tabel  
Table**

**4.3.2**

**Banyaknya Tempat Peribadatan Menurut Kecamatan Kabupaten Banyuwangi, 2017**

*Number of Place of Worship by Subdistrict of Banyuwangi Regency, 2017*

| <b>Kecamatan<br/>Subdistrict</b> | <b>Masjid</b> | <b>Mushola</b> | <b>Gereja<br/>Protestan</b> | <b>Gereja<br/>Katholik</b> | <b>Vihara</b> | <b>Pura</b> |
|----------------------------------|---------------|----------------|-----------------------------|----------------------------|---------------|-------------|
| (1)                              | (2)           | (3)            | (4)                         | (5)                        | (6)           | (7)         |
| 010 Pesanggaran                  | 56            | 127            | 23                          | 1                          | 6             | 12          |
| 011 Siliragung                   | 56            | 248            | 7                           | -                          | -             | 11          |
| 020 Bangorejo                    | 96            | 343            | 19                          | -                          | 13            | -           |
| 030 Purwoharjo                   | 82            | 45             | 18                          | 9                          | 17            | 1           |
| 040 Tegaldlimo                   | 74            | 74             | 12                          | -                          | 23            | 2           |
| 050 Muncar                       | 113           | 415            | 8                           | 7                          | -             | 9           |
| 060 Cluring                      | 93            | 428            | 7                           | -                          | 3             | 1           |
| 070 Gambiran                     | 64            | 262            | 6                           | 3                          | 6             | 1           |
| 071 Tegalsari                    | 65            | 223            | 4                           | -                          | 12            | -           |
| 080 Glenmore                     | 115           | 174            | 8                           | 2                          | -             | 4           |
| 090 Kalibaru                     | 82            | 362            | 1                           | 1                          | -             | -           |
| 100 Genteng                      | 90            | 271            | 2                           | 1                          | -             | -           |
| 110 Srono                        | 62            | 131            | -                           | 1                          | 1             | 1           |
| 120 Rogojampi                    | 50            | 163            | 3                           | 1                          | -             | -           |
| 121 Blimbingsari                 | 43            | 198            | -                           | -                          | -             | 3           |
| 130 Kabat                        | 70            | 348            | -                           | -                          | -             | -           |
| 140 Singojuruh                   | 44            | 217            | 3                           | -                          | -             | -           |
| 150 Sempu                        | 104           | 249            | 6                           | 3                          | -             | -           |
| 160 Songgon                      | 86            | 239            | 3                           | -                          | 5             | -           |
| 170 Glagah                       | 29            | 165            | 1                           | -                          | -             | -           |
| 171 Licin                        | 43            | 169            | 0                           | -                          | -             | -           |
| 180 Banyuwangi                   | 73            | 275            | 9                           | 1                          | 1             | -           |
| 190 Giri                         | 31            | 188            | -                           | -                          | -             | -           |
| 200 Kalipuro                     | 52            | 94             | 1                           | -                          | -             | -           |
| 210 Wongsorejo                   | 71            | 203            | -                           | -                          | -             | 1           |
| <b>Banyuwangi</b>                | <b>1 607</b>  | <b>4 727</b>   | <b>201</b>                  | <b>15</b>                  | <b>138</b>    | <b>24</b>   |

Sumber : Kementerian Agama Kantor Kabupaten Banyuwangi

Source : The Ministry of Religion of Banyuwangi Regency Regional Office

# PERTANIAN AGRICULTURE

# 5

## PRODUKSI TANAMAN PANGAN KABUPATEN BANYUWANGI 2017





Penjelasan Teknis

*Technical Notes*

1. Publikasi Kabupaten Banyuwangi Dalam Angka memaparkan statistik pertanian Tanaman Pangan, Hortikultura, Perkebunan, Peternakan, Perikanan, dan Kehutanan.
2. Data pokok tanaman pangan yang dikumpulkan adalah luas panen dan produktivitas (hasil per hektar). Jenis data tanaman pangan yang dikumpulkan mencakup padi dan palawija. Demikian pula data tanaman hortikultura.
3. Data statistik tanaman perkebunan yang disajikan adalah data luas areal dan produksi berdasarkan jenis perkebunan.
4. Data statistik peternakan merupakan data sekunder ber-sumber dari Dinas Peternakan Kabupaten Banyuwangi. Statistik peternakan terdiri atas data populasi ternak dan unggas, serta hasil produksi berdasarkan jenis ternak

1. *In Banyuwangi Regency in Figure publication are presented the agricultural statistics of Food Crops, Horticultural crops, plantation crops, livestock, fisheries, and forestry*
2. *The main food crops data collected consists of area harvested and productivity (yield per hectare). Type of food crops data covers paddy and secondary food crops. Similarly, the data of horticultural crops.*
3. *Statistics of plantation crops are presented acreage and production data based on type of plantations .*
4. *Livestock Statistics are secondary data obtained from the Department of Livestock of Banyuwangi Regency. Livestock statistics consists of livestock and poultry population, and also livestock production by type.*

## **AGRICULTURE**

5. Data statistik perikanan merupakan data sekunder yang bersumber dari Dinas Kelautan dan Perikanan Kabupaten Banyuwangi. Statistik perikanan dibedakan atas data Perikanan Tangkap dan Perikanan Budidaya.
  6. Data statistik kehutanan merupakan data sekunder yang bersumber dari Perum Perhutani.
5. *Fishery Statistics are secondary data obtained from the Department of Marine and Fisheries of Banyuwangi Regency. Fishery statistics are categorized into capture fisheries and aquaculture.*
  6. *Forestry Statistics are secondary data obtained from the Public Company of Perhutani.*



## 5.1 TANAMAN PANGAN FOOD CROPS

Luas Lahan Sawah Dirinci Menurut Jenis Pengairan dan Kecamatan  
Kabupaten Banyuwangi, 2017

**Tabel**  
**Table** 5.1.1

*Area of Rice Field Specified By Type of Irrigation and Subdistrict of  
Banyuwangi Regency, 2017*

| Kecamatan<br>Subdistrict | Irigasi /<br>Irrigation | Tadah Hujan /<br>Rainfed | Rawa Pasang Surut /<br>Tidal Swamp | Rawa<br>Lebak | Jumlah /<br>Total |
|--------------------------|-------------------------|--------------------------|------------------------------------|---------------|-------------------|
| 1                        | 2                       | 3                        | 4                                  | 5             | 6                 |
| 010 Pesanggaran          | 2 364                   | 10                       | 0                                  | 0             | 2 374             |
| 011 Siliragung           | 1 983                   | 200                      | 0                                  | 0             | 2 183             |
| 020 Bangorejo            | 3 832                   | 96                       | 0                                  | 0             | 3 928             |
| 030 Purwoharjo           | 4 595                   | 0                        | 0                                  | 0             | 4 595             |
| 040 Tegaldimo            | 4 580                   | 225                      | 0                                  | 0             | 4 805             |
| 050 Muncar               | 3 020                   | 0                        | 0                                  | 0             | 3 020             |
| 060 Cluring              | 4 055                   | 0                        | 0                                  | 0             | 4 055             |
| 070 Gambiran             | 2 673                   | 0                        | 0                                  | 0             | 2 673             |
| 071 Tegalsari            | 2 293                   | 0                        | 0                                  | 0             | 2 293             |
| 080 Glenmore             | 2 533                   | 0                        | 0                                  | 0             | 2 533             |
| 090 Kalibaru             | 1 155                   | 0                        | 0                                  | 0             | 1 155             |
| 100 Genteng              | 2 641                   | 0                        | 0                                  | 0             | 2 641             |
| 110 Srono                | 3 742                   | 0                        | 0                                  | 0             | 3 742             |
| 120 Rogojampi            | 2 471                   | 0                        | 0                                  | 0             | 2 471             |
| 121 Blimbingsari         | 2 151                   | 0                        | 0                                  | 0             | 2 151             |
| 130 Kabat                | 3 151                   | 0                        | 0                                  | 0             | 3 151             |
| 140 Singojuruh           | 3 252                   | 0                        | 0                                  | 0             | 3 252             |
| 150 Sempu                | 3 330                   | 0                        | 0                                  | 0             | 3 330             |
| 160 Songgon              | 3 102                   | 0                        | 0                                  | 0             | 3 102             |
| 170 Glagah               | 2 102                   | 67                       | 0                                  | 0             | 2 102             |
| 171 Licin                | 1 899                   | 155                      | 0                                  | 0             | 1 899             |
| 180 Banyuwangi           | 793                     | 0                        | 0                                  | 0             | 793               |
| 190 Giri                 | 1 182                   | 49                       | 0                                  | 0             | 1 182             |
| 200 Kalipuro             | 848                     | 0                        | 0                                  | 0             | 848               |
| 210 Wongsorejo           | 1 177                   | 174                      | 0                                  | 0             | 1 177             |
| <b>Banyuwangi</b>        | <b>64 924</b>           | <b>531</b>               | <b>0</b>                           | <b>0</b>      | <b>65 455</b>     |

Sumber : Dinas Pertanian Kabupaten Banyuwangi

Source : Agriculture Services of Banyuwangi Regency

## AGRICULTURE

**Tabel**  
**Table** 5.1.2

**Luas Panen, Produksi, dan Produktivitas Padi (Padi Sawah dan Padi Ladang) Menurut Kecamatan Kabupaten Banyuwangi, 2017**

*Harvested Area, Production and Productivity of Rice (Rice and Paddy Field) by Subdistrict of Banyuwangi Regency, 2017*

| Kecamatan<br>Subdistrict | Padi Sawah                              |                                 |   | Padi Ladang                             |                                 |   |
|--------------------------|---|---------------------------------|---|---|---------------------------------|---|
|                          | Luas<br>Panen<br>Harvested<br>Area (ha) | Produksi<br>Production<br>(ton) | Produktivitas<br>Productivity<br>(kuintal/ha) | Luas<br>Panen<br>Harvested<br>Area (ha) | Produksi<br>Production<br>(ton) | Produktivitas<br>Productivity<br>(kuintal/ha) |
| (1)                      | (2)                                     | (3)                             | (4)   | (5)                                     | (6)                             | (7)   |
| 010 Pesanggaran          | 2 699                                   | 18 985                          | 70,34   | 137                                     | 812                             | 59,27   |
| 011 Siliragung           | 3 368                                   | 23 253                          | 69,04   | 0                                       | 0                               | 0   |
| 020 Bangorejo            | 3 004                                   | 21 292                          | 70,88   | 0                                       | 0                               | 0   |
| 030 Purwoharjo           | 3 284                                   | 22 607                          | 68,84   | 0                                       | 0                               | 0   |
| 040 Tegaldlimo           | 4 292                                   | 27 147                          | 63,25   | 399                                     | 1 960                           | 49,12   |
| 050 Muncar               | 5 837                                   | 41 443                          | 71,00   | 3                                       | 18                              | 60,00   |
| 060 Cluring              | 5 411                                   | 35 009                          | 64,70   | 0                                       | 0                               | 0   |
| 070 Gambiran             | 6 020                                   | 40 262                          | 66,88   | 69                                      | 365                             | 52,90   |
| 071 Tegalsari            | 4 029                                   | 28 554                          | 70,87   | 8                                       | 45                              | 56,25   |
| 080 Glenmore             | 6 159                                   | 40 478                          | 65,72   | 0                                       | 0                               | 0   |
| 090 Kalibaru             | 2 789                                   | 18 815                          | 67,46   | 0                                       | 0                               | 0   |
| 100 Genteng              | 5 663                                   | 35 813                          | 63,24   | 0                                       | 0                               | 0   |
| 110 Srono                | 8 973                                   | 61 618                          | 68,67   | 0                                       | 0                               | 0   |
| 120 Rogojampi            | 10 205                                  | 67 312                          | 65,96   | 0                                       | 0                               | 0   |
| 121 Blimbingsari         | 0                                       | 0                               | 0,00  | 0                                       | 0                               | 0   |
| 130 Kabat                | 8 270                                   | 50 844                          | 61,48   | 0                                       | 0                               | 0   |
| 140 Singojuruh           | 8 845                                   | 5 414                           | 6,12  | 0                                       | 0                               | 0   |
| 150 Sempu                | 6 141                                   | 42 797                          | 69,69   | 0                                       | 0                               | 0   |
| 160 Songgon              | 9 140                                   | 57 509                          | 62,92   | 0                                       | 0                               | 0   |
| 170 Glagah               | 4 912                                   | 31 712                          | 64,56   | 0                                       | 0                               | 0   |
| 171 Licin                | 5 476                                   | 35 194                          | 64,27   | 0                                       | 0                               | 0   |
| 180 Banyuwangi           | 2 062                                   | 12 094                          | 58,65   | 0                                       | 0                               | 0   |
| 190 Giri                 | 3 526                                   | 22 115                          | 62,72   | 0                                       | 0                               | 0   |
| 200 Kalipuro             | 1 985                                   | 11 491                          | 57,89   | 0                                       | 0                               | 0   |
| 210 Wongsorejo           | 2 685                                   | 16 996                          | 63,30   | 120                                     | 368                             | 30,67   |
| <b>Banyuwangi</b>        | <b>124 811</b>                          | <b>817 478</b>                  | <b>65,50</b>                                  | <b>736</b>                              | <b>3 568</b>                    | <b>48,48</b>                                  |

Sumber : Dinas Pertanian Kabupaten Banyuwangi

Source : Agriculture Services of Banyuwangi Regency

**Tabel** 5.1.3 **Luas Panen, Produksi, dan Produktivitas Jagung dan Kedelai Menurut Kecamatan Kabupaten Banyuwangi, 2017**  
**Table** 5.1.3 **Harvested Area, Production and Productivity of Corn and Soybeans by Subdistrict of Banyuwangi Regency, 2017**

| Kecamatan<br>Subdistrict | Jagung / Corn                     |                              |  | Kedelai / Soybeans                |                              |  |
|--------------------------|-----------------------------------|------------------------------|--|-----------------------------------|------------------------------|--|
|                          | Luas Panen<br>Harvested Area (ha) | Produksi<br>Production (ton) | Produktivitas<br>Productivity (kuintal/ha) | Luas Panen<br>Harvested Area (ha) | Produksi<br>Production (ton) | Produktivitas<br>Productivity (kuintal/ha) |
| (1)                      | (2)                               | (3)                          | (4)  | (5)                               | (6)                          | (7)  |
| 010 Pesanggaran          | 2 643                             | 17 086                       | 69,37                                      | 2 666                             | 4 905                        | 18,40                                      |
| 011 Siliragung           | 2 053                             | 13 993                       | 68,16                                      | 648                               | 1 114                        | 17,19                                      |
| 020 Bangorejo            | 884                               | 6 049                        | 68,43                                      | 2 249                             | 3 966                        | 17,83                                      |
| 030 Purwoharjo           | 941                               | 64                           | 68,01                                      | 6 606                             | 13 052                       | 19,76                                      |
| 040 Tegaldimo            | 1 173                             | 27 147                       | 70,17                                      | 7 117                             | 12 816                       | 18,01                                      |
| 050 Muncar               | 1 720                             | 12 106                       | 70,38                                      | 2 008                             | 3 512                        | 17,49                                      |
| 060 Cluring              | 1 114                             | 7 505                        | 67,37                                      | 897                               | 1 450                        | 16,17                                      |
| 070 Gambiran             | 1 144                             | 768                          | 67,13                                      | 567                               | 914                          | 16,12                                      |
| 071 Tegalsari            | 1 452                             | 9 806                        | 67,53                                      | 482                               | 781                          | 16,21                                      |
| 080 Glenmore             | 748                               | 4 899                        | 65,50                                      | 40                                | 65                           | 16,22                                      |
| 090 Kalibaru             | 213                               | 1 388                        | 65,18                                      | 0                                 | 0                            | 0,00                                       |
| 100 Genteng              | 671                               | 4 423                        | 65,92                                      | 197                               | 315                          | 15,99                                      |
| 110 Srono                | 1 573                             | 10 985                       | 69,84                                      | 34                                | 54                           | 15,90                                      |
| 120 Rogojampi            | 873                               | 6 019                        | 68,94                                      | 116                               | 189                          | 16,29                                      |
| 121 Blimbingsari         | 0                                 | 0                            | 0,00                                       | 0                                 | 0                            | 0,00                                       |
| 130 Kabat                | 414                               | 2 702                        | 65,27                                      | 0                                 | 0                            | 0,00                                       |
| 140 Singojuruh           | 330                               | 2 090                        | 63,32                                      | 2                                 | 3                            | 16,00                                      |
| 150 Sempu                | 1 444                             | 9 333                        | 64,64                                      | 1 310                             | 2 156                        | 16,45                                      |
| 160 Songgon              | 98                                | 627                          | 63,96                                      | 0                                 | 0                            | 0,00                                       |
| 170 Glagah               | 365                               | 2 331                        | 63,85                                      | 0                                 | 0                            | 0,00                                       |
| 171 Licin                | 225                               | 1 439                        | 63,96                                      | 0                                 | 0                            | 0,00                                       |
| 180 Banyuwangi           | 95                                | 575                          | 60,54                                      | 0                                 | 0                            | 0,00                                       |
| 190 Giri                 | 150                               | 976                          | 65,09                                      | 0                                 | 0                            | 0,00                                       |
| 200 Kalipuro             | 3 625                             | 23 504                       | 64,84                                      | 25                                | 39                           | 15,68                                      |
| 210 Wongsorejo           | 8 479                             | 58 263                       | 68,71                                      | 250                               | 406                          | 0,00                                       |
| <b>Banyuwangi</b>        | <b>32 427</b>                     | <b>224 078</b>               | <b>67,73</b>                               | <b>25 214</b>                     | <b>45 737</b>                | <b>18,14</b>                               |

Sumber : Dinas Pertanian Kabupaten Banyuwangi  
 Source : Agriculture Services of Banyuwangi Regency

## AGRICULTURE

### Luas Panen, Produksi, dan Produktivitas Kacang Tanah dan Kacang Hijau Menurut Kecamatan Kabupaten Banyuwangi, 2017

**Tabel**  
**Table** 5.1.4

#### *Harvested Area, Production and Productivity of Peanuts and Green Beans by Subdistrict of Banyuwangi Regency, 2017*

| Kecamatan<br>Subdistrict | Kacang Tanah / Peanuts                  |                                      |   | Kacang Hijau / Green Beans              |                                      |   |
|--------------------------|---|--------------------------------------|---|---|--------------------------------------|---|
|                          | Luas<br>Panen<br>Harvested<br>Area (ha) | Produksi<br>Produc-<br>tion<br>(ton) | Produktivitas<br>Productivity<br>(kuintal/ha) | Luas<br>Panen<br>Harvested<br>Area (ha) | Produksi<br>Produc-<br>tion<br>(ton) | Produktivitas<br>Productivity<br>(kuintal/ha) |
| (1)                      | (2)                                     | (3)                                  | (4)   | (5)                                     | (6)                                  | (7)   |
| 010 Pesanggaran          | 32                                      | 46                                   | 14,49   | 0                                       | 0                                    | 0,00  |
| 011 Siliragung           | 0                                       | 0                                    | 0,00  | 0                                       | 0                                    | 0,00  |
| 020 Bangorejo            | 10                                      | 15                                   | 14,64   | 0                                       | 0                                    | 0,00  |
| 030 Purwoharjo           | 0                                       | 0                                    | 0,00  | 0                                       | 0                                    | 0,00  |
| 040 Tegaldimo            | 2                                       | 3                                    | 14,88   | 0                                       | 0                                    | 0,00  |
| 050 Muncar               | 5                                       | 7                                    | 14,27   | 0                                       | 0                                    | 0,00  |
| 060 Cluring              | 0                                       | 0                                    | 0,00  | 0                                       | 0                                    | 0,00  |
| 070 Gambiran             | 0                                       | 0                                    | 0,00  | 0                                       | 0                                    | 0,00  |
| 071 Tegalsari            | 12                                      | 17                                   | 14,53   | 0                                       | 0                                    | 0,00  |
| 080 Glenmore             | 14                                      | 20                                   | 14,55   | 0                                       | 0                                    | 0,00  |
| 090 Kalibaru             | 3                                       | 4                                    | 14,32   | 0                                       | 0                                    | 0,00  |
| 100 Genteng              | 0                                       | 0                                    | 0,00  | 0                                       | 0                                    | 0,00  |
| 110 Srono                | 0                                       | 0                                    | 0,00  | 0                                       | 0                                    | 0,00  |
| 120 Rogojampi            | 2                                       | 3                                    | 14,32   | 0                                       | 0                                    | 0,00  |
| 121 Blimbingsari         | 0                                       | 0                                    | 0,00  | 0                                       | 0                                    | 0,00  |
| 130 Kabat                | 0                                       | 0                                    | 0,00  | 0                                       | 0                                    | 0,00  |
| 140 Singojuruh           | 2                                       | 3                                    | 14,02   | 0                                       | 0                                    | 0,00  |
| 150 Sempu                | 41                                      | 58                                   | 14,08   | 0                                       | 0                                    | 0,00  |
| 160 Songgon              | 8                                       | 11                                   | 13,55   | 0                                       | 0                                    | 0,00  |
| 170 Glagah               | 36                                      | 48                                   | 13,42   | 0                                       | 0                                    | 0,00  |
| 171 Licin                | 5                                       | 7                                    | 13,75   | 0                                       | 0                                    | 0,00  |
| 180 Banyuwangi           | 0                                       | 0                                    | 0,00  | 0                                       | 0                                    | 0,00  |
| 190 Giri                 | 23                                      | 30                                   | 13,22   | 0                                       | 0                                    | 0,00  |
| 200 Kalipuro             | 76                                      | 108                                  | 14,15   | 0                                       | 0                                    | 0,00  |
| 210 Wongsorejo           | 291                                     | 421                                  | 14,46   | 810                                     | 1 053                                | 13,00   |
| Banyuwangi               | 562                                     | 801                                  | 13,21   | 810                                     | 1 053                                | 13,00   |

Sumber : Dinas Pertanian Kabupaten Banyuwangi

Source : Agriculture Services of Banyuwangi Regency

**Luas Panen, Produksi, dan Produktivitas Ubi Kayu dan Ubi Jalar Menurut Kecamatan Kabupaten Banyuwangi, 2017**

**Tabel**  
**Table** 5.1.5

*Harvested Area, Production and Productivity of Cassava and Sweet Potatoes by Subdistrict of Banyuwangi Regency, 2017*

| Kecamatan<br>Subdistrict | Ubi Kayu / Cassava                      |                                 |   | Ubi Jalar / Sweet Potatoes              |                                 |   |
|--------------------------|---|---------------------------------|---|---|---------------------------------|---|
|                          | Luas<br>Panen<br>Harvested<br>Area (ha) | Produksi<br>Production<br>(ton) | Produktivitas<br>Productivity<br>(kuintal/ha) | Luas<br>Panen<br>Harvested<br>Area (ha) | Produksi<br>Production<br>(ton) | Produktivitas<br>Productivity<br>(kuintal/ha) |
| (1)                      | (2)                                     | (3)                             | (4)   | (5)                                     | (6)                             | (7)   |
| 010 Pesanggaran          | 0                                       | 0                               | 0,00  | 0                                       | 0                               | 0,00  |
| 011 Siliragung           | 0                                       | 0                               | 0   | 0                                       | 0                               | 0,00  |
| 020 Bangorejo            | 16                                      | 357                             | 223,00  | 0                                       | 0                               | 0,00  |
| 030 Purwoharjo           | 35                                      | 781                             | 223,00  | 0                                       | 0                               | 0,00  |
| 040 Tegaldlimo           | 0                                       | 0                               | 0   | 0                                       | 0                               | 0,00  |
| 050 Muncar               | 0                                       | 0                               | 0,00  | 11                                      | 234                             | 212,00  |
| 060 Cluring              | 0                                       | 0                               | 0,00  | 0                                       | 0                               | 0,00  |
| 070 Gambiran             | 4                                       | 89                              | 222,30  | 0                                       | 0                               | 0,00  |
| 071 Tegalsari            | 41                                      | 913                             | 222,70  | 0                                       | 0                               | 0,00  |
| 080 Glenmore             | 95                                      | 2 115                           | 222,67  | 17                                      | 353                             | 207,38  |
| 090 Kalibaru             | 17                                      | 379                             | 222,84  | 0                                       | 0                               | 0,00  |
| 100 Genteng              | 0                                       | 0                               | 0,00  | 1                                       | 21                              | 211,55  |
| 110 Srono                | 17                                      | 379                             | 222,76  | 18                                      | 380                             | 211,18  |
| 120 Rogojampi            | 15                                      | 334                             | 222,46  | 10                                      | 212                             | 211,80  |
| 121 Blimbingsari         | 0                                       | 0                               | 0,00  | 0                                       | 0                               | 0,00  |
| 130 Kabat                | 0                                       | 0                               | 0,00  | 0                                       | 0                               | 0,00  |
| 140 Singojuruh           | 20                                      | 445                             | 222,72  | 127                                     | 2667                            | 209,98  |
| 150 Sempu                | 43                                      | 959                             | 223,03  | 62                                      | 1 306                           | 210,70  |
| 160 Songgon              | 16                                      | 356                             | 222,78  | 26                                      | 546                             | 210,05  |
| 170 Glagah               | 0                                       | 0                               | 0,00  | 32                                      | 673                             | 210,47  |
| 171 Licin                | 32                                      | 709                             | 221,50  | 3                                       | 63                              | 210,35  |
| 180 Banyuwangi           | 12                                      | 257                             | 214,33  | 11                                      | 219                             | 198,87  |
| 190 Giri                 | 8                                       | 176                             | 220,00  | 6                                       | 120                             | 200,55  |
| 200 Kalipuro             | 28                                      | 620                             | 221,25  | 2                                       | 42                              | 208,60  |
| 210 Wongsorejo           | 850                                     | 18 893                          | 222,27  | 0                                       | 0                               | 0,00  |
| Banyuwangi               | 1 249                                   | 27 762                          | 222,27  | 326                                     | 6 836                           | 209,69  |

Sumber : Dinas Pertanian Kabupaten Banyuwangi

Source : Agriculture Services of Banyuwangi Regency

## AGRICULTURE

### 5.2 HORTIKULTURA HORTICULTURAL

**Tabel** 5.2.1 Luas Panen Sayur-sayuran Menurut Kecamatan, 2017  
**Table** 5.2.1 *Harvested Area of Vegetables by Subdistrict, 2017*

| Kecamatan<br>Subdistrict | Bayam<br>Spinach | Kangkung<br>Kale | Buncis<br>Snaps | Kacang<br>Panjang | Tomat<br>Tomato | Ketimun<br>Cucumber |
|--------------------------|------------------|------------------|-----------------|-------------------|-----------------|---------------------|
| (1)                      | (2)              | (3)              | (4)             | (5)               | (6)             | (7)                 |
| 010 Pesanggaran          | 0,00             | 0,00             | 0,00            | 4,00              | 0,00            | 0,00                |
| 011 Siliragung           | 0,00             | 0,00             | 0,00            | 4,00              | 0,00            | 0,00                |
| 020 Bangorejo            | 0,00             | 0,00             | 0,00            | 2,00              | 4,00            | 0,00                |
| 030 Purwoharjo           | 0,00             | 29,00            | 3,00            | 4,00              | 1,00            | 0,00                |
| 040 Tegaldlimo           | 0,00             | 0,00             | 0,00            | 1,00              | 0,00            | 0,00                |
| 050 Muncar               | 0,00             | 0,00             | 0,00            | 0,00              | 0,00            | 0,00                |
| 060 Cluring              | 0,00             | 0,00             | 1,00            | 3,00              | 2,00            | 0,00                |
| 070 Gambiran             | 0,00             | 1,00             | 0,00            | 4,00              | 2,00            | 0,00                |
| 071 Tegalsari            | 0,00             | 0,00             | 0,00            | 0,00              | 0,00            | 0,00                |
| 080 Glenmore             | 0,00             | 0,00             | 0,00            | 7,00              | 0,00            | 0,00                |
| 090 Kalibaru             | 0,00             | 0,00             | 0,00            | 0,00              | 0,00            | 0,00                |
| 100 Genteng              | 0,00             | 0,00             | 3,00            | 7,00              | 4,00            | 0,00                |
| 110 Srono                | 1 531,00         | 863,00           | 0,00            | 0,00              | 0,00            | 0,00                |
| 120 Rogojampi            | 0,00             | 0,00             | 0,00            | 1,00              | 0,00            | 0,00                |
| 121 Blimbingsari         | 0,00             | 0,00             | 0,00            | 0,00              | 0,00            | 0,00                |
| 130 Kabat                | 0,00             | 0,00             | 0,00            | 0,00              | 0,00            | 0,00                |
| 140 Singojuruh           | 0,00             | 0,00             | 0,00            | 0,00              | 0,00            | 0,00                |
| 150 Sempu                | 0,00             | 0,00             | 15,00           | 81,00             | 54,00           | 0,00                |
| 160 Songgon              | 0,00             | 0,00             | 0,00            | 0,00              | 1,00            | 0,00                |
| 170 Glagah               | 0,00             | 0,00             | 0,00            | 0,00              | 0,00            | 0,00                |
| 171 Licin                | 0,00             | 0,00             | 0,00            | 5,00              | 21,00           | 0,00                |
| 180 Banyuwangi           | 0,00             | 0,00             | 0,00            | 3,00              | 4,00            | 0,00                |
| 190 Giri                 | 27,00            | 33,00            | 0,00            | 0,00              | 0,00            | 0,00                |
| 200 Kalipuro             | 3 720,00         | 376,00           | 1 326,00        | 0,00              | 59,00           | 0,00                |
| 210 Wongsorejo           | 0,00             | 0,00             | 0,00            | 0,00              | 0,00            | 0,00                |
| Banyuwangi               | 5 278,00         | 1 302,00         | 1 348,00        | 126,00            | 152,00          | 0,00                |

Lanjutan Tabel / Continuation of Table 5.2.1

| Kecamatan<br>Subdistrict | Kembang<br>Kol<br>Cauliflower | Terung<br>Eggplants | Cabai<br>Besar | Cabai<br>Kecil | Bawang<br>Merah | Sawi /<br>Petsai | Kubis<br>Cabbage |
|--------------------------|-------------------------------|---------------------|----------------|----------------|-----------------|------------------|------------------|
| (1)                      | (8)                           | (9)                 | (10)           | (11)           | (12)            | (13)             | (14)             |
| 010 Pesanggaran          | 0,00                          | 0,00                | 5,00           | 0,00           | 0,00            | 0,00             | 0,00             |
| 011 Siliragung           | 0,00                          | 0,00                | 4,00           | 3,00           | 0,00            | 0,00             | 0,00             |
| 020 Bangorejo            | 0,00                          | 2,00                | 17,00          | 3,75           | 0,00            | 0,00             | 0,00             |
| 030 Purwoharjo           | 0,00                          | 2,00                | 10,00          | 38,00          | 0,00            | 0,00             | 0,00             |
| 040 Tegaldimo            | 0,00                          | 0,00                | 12,00          | 14,00          | 0,00            | 0,00             | 0,00             |
| 050 Muncar               | 0,00                          | 0,00                | 3,00           | 9,00           | 74,00           | 0,00             | 0,00             |
| 060 Cluring              | 0,00                          | 0,00                | 11,00          | 4,00           | 0,00            | 0,00             | 0,00             |
| 070 Gambiran             | 0,00                          | 0,00                | 30,00          | 0,00           | 0,50            | 0,00             | 0,00             |
| 071 Tegalsari            | 0,00                          | 0,00                | 24,00          | 0,00           | 0,00            | 0,00             | 0,00             |
| 080 Glenmore             | 0,00                          | 4,00                | 13,00          | 13,00          | 0,00            | 2,00             | 4,00             |
| 090 Kalibaru             | 0,00                          | 0,00                | 13,00          | 7,00           | 0,00            | 0,00             | 0,00             |
| 100 Genteng              | 0,00                          | 4,00                | 33,00          | 5,00           | 0,00            | 0,00             | 0,00             |
| 110 Srono                | 2 325,00                      | 139,00              | 0,00           | 0,00           | 0,00            | 0,00             | 0,00             |
| 120 Rogojampi            | 0,00                          | 0,00                | 5,00           | 1,50           | 0,00            | 0,00             | 0,00             |
| 121 Blimbingsari         | 0,00                          | 0,00                | 0,00           | 0,00           | 0,00            | 0,00             | 0,00             |
| 130 Kabat                | 0,00                          | 0,00                | 5,50           | 5,00           | 0,00            | 0,00             | 0,00             |
| 140 Singojuruh           | 0,00                          | 0,00                | 5,20           | 3,10           | 0,00            | 0,00             | 0,00             |
| 150 Sempu                | 7,00                          | 50,00               | 56,00          | 20,00          | 0,00            | 0,00             | 6,00             |
| 160 Songgon              | 0,00                          | 0,00                | 2,40           | 0,70           | 0,00            | 0,00             | 0,00             |
| 170 Glagah               | 0,00                          | 2,00                | 3,90           | 5,20           | 0,00            | 0,00             | 0,00             |
| 171 Licin                | 0,00                          | 0,00                | 16,00          | 7,00           | 0,00            | 0,00             | 0,00             |
| 180 Banyuwangi           | 0,00                          | 5,00                | 10,00          | 9,00           | 0,00            | 2,00             | 0,00             |
| 190 Giri                 | 0,00                          | 5,00                | 18,00          | 28,00          | 0,00            | 26,00            | 0,00             |
| 200 Kalipuro             | 0,00                          | 138,00              | 0,00           | 0,00           | 0,00            | 0,00             | 0,00             |
| 210 Wongsorejo           | 0,00                          | 0,00                | 0,00           | 822,00         | 18,00           | 0,00             | 0,00             |
| <b>Banyuwangi</b>        | <b>2 332,00</b>               | <b>351,00</b>       | <b>297,00</b>  | <b>998,25</b>  | <b>92,50</b>    | <b>30,00</b>     | <b>10,00</b>     |

Sumber : Dinas Pertanian Kabupaten Banyuwangi

Source : Agriculture Services of Banyuwangi Regency

## AGRICULTURE

**Tabel** 5.2.2 **Produksi Sayur-sayuran Menurut Kecamatan, 2017**  
**Table** 5.2.2 **Production of Vegetables by Subdistrict, 2017**

| Kecamatan<br>Subdistrict | Bayam<br>Spinach | Kangkung<br>Kale | Buncis<br>Snaps | Kacang<br>Panjang | Tomat<br>Tomato | Ketimun<br>Cucumber |
|--------------------------|------------------|------------------|-----------------|-------------------|-----------------|---------------------|
| (1)                      | (2)              | (3)              | (4)             | (5)               | (6)             | (7)                 |
| 010 Pesanggaran          | -                | -                | -               | 5,50              | -               | -                   |
| 011 Siliragung           | -                | -                | -               | 6,00              | -               | -                   |
| 020 Bangorejo            | -                | -                | -               | 3,00              | 5,00            | -                   |
| 030 Purwoharjo           | -                | 30,00            | 3,50            | 5,00              | 1,50            | 4,00                |
| 040 Tegaldlimo           | -                | -                | -               | -                 | -               | -                   |
| 050 Muncar               | -                | -                | -               | -                 | -               | -                   |
| 060 Cluring              | -                | -                | 1,50            | 14,20             | 4,00            | 2,00                |
| 070 Gambiran             | -                | 2,00             | -               | 8,00              | 4,00            | 4,50                |
| 071 Tegalsari            | -                | -                | -               | -                 | -               | -                   |
| 080 Glenmore             | -                | -                | -               | 12,00             | -               | -                   |
| 090 Kalibaru             | -                | -                | -               | -                 | -               | -                   |
| 100 Genteng              | -                | -                | 4,50            | 11,30             | 8,00            | 2,00                |
| 110 Srono                | 1 540,00         | 775,00           | -               | -                 | -               | -                   |
| 120 Rogojampi            | -                | -                | -               | 2,00              | -               | -                   |
| 121 Blimbingsari         | -                | -                | -               | -                 | -               | -                   |
| 130 Kabat                | -                | -                | -               | -                 | -               | -                   |
| 140 Singojuruh           | -                | -                | -               | -                 | -               | -                   |
| 150 Sempu                | -                | -                | 18,00           | 88,00             | 60,50           | 16,30               |
| 160 Songgon              | -                | -                | -               | -                 | 2,00            | -                   |
| 170 Glagah               | -                | -                | -               | -                 | -               | -                   |
| 171 Licin                | -                | -                | -               | 7,50              | 26,00           | -                   |
| 180 Banyuwangi           | -                | -                | -               | 6,00              | 5,00            | 5,50                |
| 190 Giri                 | 41,00            | 380,00           | -               | -                 | -               | -                   |
| 200 Kalipuro             | 3 727,00         | 395,00           | 1 342,00        | -                 | 69,00           | -                   |
| 210 Wongsorejo           | -                | -                | -               | -                 | -               | -                   |
| <b>Banyuwangi</b>        | <b>5 308,00</b>  | <b>1 582,00</b>  | <b>1 369,50</b> | <b>168,50</b>     | <b>185,00</b>   | <b>34,30</b>        |



Lanjutan Tabel / Continuation of Table 5.2.2

| Kecamatan<br>Subdistrict | Kembang<br>Kol  | Terung        | Cabai<br>Besar | Cabai<br>Kecil  | Bawang<br>Merah | Sawi /<br>Petsai | Kubis        |
|--------------------------|-----------------|---------------|----------------|-----------------|-----------------|------------------|--------------|
| (1)                      | (8)             | (9)           | (10)           | (11)            | (12)            | (13)             | (14)         |
| 010 Pesanggaran          | -               | -             | 7,00           | -               | -               | -                | -            |
| 011 Siliragung           | -               | -             | 5,00           | 5,00            | -               | -                | -            |
| 020 Bangorejo            | -               | 2,50          | 19,00          | 4,75            | -               | -                | -            |
| 030 Purwoharjo           | -               | 3,00          | 10,00          | 38,00           | -               | -                | -            |
| 040 Tegaldimo            | -               | -             | 13,20          | 14,90           | -               | -                | -            |
| 050 Muncar               | -               | -             | 3,60           | 9,80            | 76,80           | -                | -            |
| 060 Cluring              | -               | -             | 18,00          | 8,00            | -               | -                | -            |
| 070 Gambiran             | -               | -             | 36,00          | -               | 1,00            | -                | -            |
| 071 Tegalsari            | -               | -             | 28,50          | -               | -               | -                | -            |
| 080 Glenmore             | -               | 8,00          | 19,00          | 21,50           | -               | 4,00             | 8,00         |
| 090 Kalibaru             | -               | -             | 19,00          | 10,50           | -               | -                | -            |
| 100 Genteng              | -               | 7,00          | 42,50          | 8,00            | -               | -                | -            |
| 110 Srono                | 2 331,00        | 152,00        | -              | -               | -               | -                | -            |
| 120 Rogojampi            | -               | -             | 8,00           | 4,00            | -               | -                | -            |
| 121 Blimbingsari         | -               | -             | -              | -               | -               | -                | -            |
| 130 Kabat                | -               | -             | 9,00           | 10,00           | -               | -                | -            |
| 140 Singojuruh           | -               | -             | 7,30           | 4,00            | 3,00            | -                | -            |
| 150 Sempu                | 11,00           | 55,00         | 63,00          | 27,00           | -               | -                | 9,00         |
| 160 Songgon              | -               | -             | 4,20           | 2,00            | -               | -                | -            |
| 170 Glagah               | -               | 4,00          | 8,00           | 10,00           | -               | -                | -            |
| 171 Licin                | -               | -             | 20,00          | 9,00            | -               | -                | -            |
| 180 Banyuwangi           | -               | 9,00          | 15,00          | 16,00           | -               | 4,00             | -            |
| 190 Giri                 | -               | 50,00         | 66,00          | 98,00           | -               | 312,00           | -            |
| 200 Kalipuro             | -               | 161,00        | -              | -               | -               | -                | -            |
| 210 Wongsorejo           | -               | -             | -              | 907,00          | 25,00           | -                | -            |
| <b>Banyuwangi</b>        | <b>2 342,00</b> | <b>451,50</b> | <b>402,30</b>  | <b>1 202,70</b> | <b>105,80</b>   | <b>320,00</b>    | <b>17,00</b> |

Sumber : Dinas Pertanian Kabupaten Banyuwangi  
 Source : Agriculture Services of Banyuwangi Regency

## AGRICULTURE

**Tabel 5.2.3** Luas Panen Buah-buahan Menurut Kecamatan, 2017  
**Table** *Harvested Area of Fruits by Subdistrict, 2017*

| Kecamatan<br>Subdistrict | Pepaya<br>Papaya | Petai        | Melon      | Durian       | Rambutan      | Mangga        |
|--------------------------|------------------|--------------|------------|--------------|---------------|---------------|
| (1)                      | (2)              | (3)          | (4)        | (5)          | (6)           | (7)           |
| 010 Pesanggaran          | 762              | 660          | 106        | 18           | 0             | 0             |
| 011 Siliragung           | 10               | 2            | 2          | 4            | 11            | 144           |
| 020 Bangorejo            | 0                | 0            | 2          | 200          | 2 600         | 3 150         |
| 030 Purwoharjo           | 1                | 0            | 10         | 0            | 0             | 0             |
| 040 Tegaldlimo           | 0                | 0            | 3          | 0            | 0             | 0             |
| 050 Muncar               | 0                | 0            | 4          | 0            | 0             | 0             |
| 060 Cluring              | 0                | 0            | 2          | 0            | 0             | 0             |
| 070 Gambiran             | 0                | 0            | 2          | 0            | 0             | 0             |
| 071 Tegalsari            | 0                | 132          | 6          | 1 839        | 3 595         | 6 334         |
| 080 Glenmore             | 0                | 0            | 0          | 0            | 0             | 5             |
| 090 Kalibaru             | 0                | 0            | 0          | 0            | 0             | 0             |
| 100 Genteng              | 1 150            | 228          | 0          | 530          | 2 350         | 3 564         |
| 110 Srono                | 5 098            | 0            | 0          | 1 255        | 21 866        | 9 964         |
| 120 Rogojampi            | 0                | 0            | 0          | 0            | 0             | 0             |
| 121 Blimbingsari         | 0                | 0            | 0          | 0            | 0             | 0             |
| 130 Kabat                | 0                | 0            | 0          | 0            | 0             | 0             |
| 140 Singojuruh           | 0                | 0            | 0          | 0            | 0             | 0             |
| 150 Sempu                | 237              | 0            | 0          | 504          | 101           | 11            |
| 160 Songgon              | 0                | 0            | 0          | 0            | 0             | 0             |
| 170 Glagah               | 0                | 0            | 0          | 0            | 0             | 0             |
| 171 Licin                | 0                | 0            | 0          | 0            | 0             | 0             |
| 180 Banyuwangi           | 0                | 0            | 4          | 0            | 0             | 0             |
| 190 Giri                 | 0                | 0            | 0          | 0            | 0             | 0             |
| 200 Kalipuro             | 2 700            | 115          | 0          | 95           | 0             | 0             |
| 210 Wongsorejo           | 0                | 0            | 0          | 0            | 0             | 0             |
| <b>Banyuwangi</b>        | <b>9 958</b>     | <b>1 137</b> | <b>141</b> | <b>4 445</b> | <b>30 523</b> | <b>23 172</b> |

Lanjutan Tabel / Continuation of Table 5.2.3

| <b>Kecamatan<br/>Subdistrict</b> | <b>Buah Naga</b> | <b>Manggis</b> | <b>Semangka</b> | <b>Pisang</b>  | <b>Jeruk Siam</b> |
|----------------------------------|------------------|----------------|-----------------|----------------|-------------------|
| (1)                              | (8)              | (9)            | (10)            | (11)           | (12)              |
| 010 Pesanggaran                  | 0                | 0              | 0               | 0              | 0                 |
| 011 Siliragung                   | 411              | 4              | 0               | 113            | 725               |
| 020 Bangorejo                    | 329              | 0              | 0               | 0              | 2 829             |
| 030 Purwoharjo                   | 915              | 0              | 7               | 0              | 2 343             |
| 040 Tegaldlimo                   | 14               | 0              | 7               | 0              | 0                 |
| 050 Muncar                       | 15               | 0              | 8               | 0              | 0                 |
| 060 Cluring                      | 14               | 0              | 2               | 0              | 0                 |
| 070 Gambiran                     | 6                | 0              | 0               | 0              | 0                 |
| 071 Tegalsari                    | 79               | 676            | 19              | 133 830        | 788               |
| 080 Glenmore                     | 47               | 0              | 0               | 0              | 0                 |
| 090 Kalibaru                     | 6                | 0              | 0               | 0              | 7                 |
| 100 Genteng                      | 57 722           | 700            | 0               | 24 103         | 3 125             |
| 110 Srono                        | 58               | 62             | 338             | 0              | 0                 |
| 120 Rogojampi                    | 5                | 0              | 1               | 0              | 0                 |
| 121 Blimbingsari                 | 0                | 0              | 0               | 0              | 0                 |
| 130 Kabat                        | 3                | 0              | 0               | 0              | 0                 |
| 140 Singojuruh                   | 4                | 0              | 0               | 0              | 0                 |
| 150 Sempu                        | 108              | 468            | 0               | 225            | 0                 |
| 160 Songgon                      | 6                | 0              | 4               | 0              | 0                 |
| 170 Glagah                       | 2                | 0              | 2               | 0              | 0                 |
| 171 Licin                        | 3                | 0              | 3               | 0              | 0                 |
| 180 Banyuwangi                   | 4 216            | 0              | 5               | 0              | 0                 |
| 190 Giri                         | 8                | 0              | 1               | 10,25          | 0                 |
| 200 Kalipuro                     | 0                | 275            | 0               | 1 200          | 0                 |
| 210 Wongsorejo                   | 4                | 0              | 0               | 0              | 0                 |
| <b>Banyuwangi</b>                | <b>63 973</b>    | <b>2 185</b>   | <b>397</b>      | <b>159 471</b> | <b>9 817</b>      |

Sumber : Dinas Pertanian Kabupaten Banyuwangi  
 Source : Agriculture Services of Banyuwangi Regency

## AGRICULTURE

**Tabel** 5.2.4 **Produksi Buah-buahan Menurut Kecamatan, 2016**  
**Table** 5.2.4 **Production of Fruits by Subdistrict, 2016**

| Kecamatan<br>Subdistrict | Pepaya        | Petai        | Melon      | Durian       | Rambutan      | Mangga        |
|--------------------------|---------------|--------------|------------|--------------|---------------|---------------|
| (1)                      | (2)           | (3)          | (4)        | (5)          | (6)           | (7)           |
| 010 Pesanggaran          | 808           | 669          | 110        | 24           | -             | -             |
| 011 Siliragung           | 15            | 4            | 4          | 7            | 17            | 153           |
| 020 Bangorejo            | -             | -            | 4          | 201          | 2 623         | 3 164         |
| 030 Purwoharjo           | 1             | -            | 6          | -            | -             | -             |
| 040 Tegaldlimo           | -             | -            | 3          | -            | -             | -             |
| 050 Muncar               | -             | -            | 11         | -            | -             | -             |
| 060 Cluring              | -             | -            | 2          | -            | -             | -             |
| 070 Gambiran             | -             | -            | 5          | -            | -             | -             |
| 071 Tegalsari            | -             | 145          | 12         | 1 853        | 3 610         | 6 548         |
| 080 Glenmore             | -             | -            | -          | -            | -             | 7             |
| 090 Kalibaru             | -             | -            | -          | -            | -             | -             |
| 100 Genteng              | 1 157         | 238          | -          | 535          | 2 359         | 3 572         |
| 110 Srono                | 5 115         | -            | -          | 1 268        | 21 885        | 9 983         |
| 120 Rogojampi            | -             | -            | -          | -            | -             | -             |
| 121 Blimbingsari         | -             | -            | -          | -            | -             | -             |
| 130 Kabat                | -             | -            | -          | -            | -             | -             |
| 140 Singojuruh           | -             | -            | -          | -            | -             | -             |
| 150 Sempu                | 246           | -            | -          | 522          | 110           | 19            |
| 160 Songgon              | -             | -            | -          | -            | -             | -             |
| 170 Glagah               | -             | -            | -          | -            | -             | -             |
| 171 Licin                | -             | -            | -          | -            | -             | -             |
| 180 Banyuwangi           | -             | -            | 5          | -            | -             | -             |
| 190 Giri                 | -             | -            | -          | -            | -             | -             |
| 200 Kalipuro             | 2 717         | 121          | -          | 101          | -             | 74            |
| 210 Wongsorejo           | -             | -            | -          | -            | -             | -             |
| <b>Banyuwangi</b>        | <b>10 059</b> | <b>1 177</b> | <b>162</b> | <b>4 511</b> | <b>30 604</b> | <b>23 520</b> |

Lanjutan Tabel / Continuation of Table 5.2.4

| <b>Kecamatan<br/>Subdistrict</b> | <b>Buah Naga</b> | <b>Manggis</b> | <b>Semangka</b> | <b>Pisang</b>  | <b>Jeruk Siam</b> |
|----------------------------------|------------------|----------------|-----------------|----------------|-------------------|
| (1)                              | (8)              | (9)            | (10)            | (11)           | (12)              |
| 010 Pesanggaran                  | -                | -              | -               | -              | -                 |
| 011 Siliragung                   | 423              | 9              | -               | 122            | 734               |
| 020 Bangorejo                    | 330              | -              | -               | -              | 3 588             |
| 030 Purwoharjo                   | 412              | -              | 15              | -              | 2 263             |
| 040 Tegaldimo                    | 27               | -              | 19              | -              | -                 |
| 050 Muncar                       | 29               | -              | 16              | -              | -                 |
| 060 Cluring                      | 27               | -              | 6               | -              | -                 |
| 070 Gambiran                     | 10               | -              | -               | -              | -                 |
| 071 Tegalsari                    | 94               | 676            | 26              | 133 845        | 804               |
| 080 Glenmore                     | 60               | -              | -               | -              | -                 |
| 090 Kalibaru                     | 13               | -              | -               | -              | 13                |
| 100 Genteng                      | 57 780           | 709            | -               | 24 116         | 3 133             |
| 110 Srono                        | 99               | 71             | 350             | -              | -                 |
| 120 Rogojampi                    | 9                | -              | 3               | -              | -                 |
| 130 Kabat                        | 7                | -              | -               | -              | -                 |
| 140 Singojuruh                   | 9                | -              | -               | -              | -                 |
| 150 Sempu                        | 119              | 480            | -               | 236            | -                 |
| 160 Songgon                      | 10               | -              | 6               | -              | -                 |
| 170 Glagah                       | 4                | -              | 4               | -              | -                 |
| 171 Licin                        | 5                | -              | 6               | -              | -                 |
| 180 Banyuwangi                   | 4 228            | -              | 7               | -              | 54                |
| 190 Giri                         | 10               | -              | 2               | 13             | -                 |
| 200 Kalipuro                     | -                | 282            | -               | 1 224          | -                 |
| 210 Wongsorejo                   | 7                | -              | -               | -              | -                 |
| <b>Banyuwangi</b>                | <b>63 710</b>    | <b>2 227</b>   | <b>460</b>      | <b>159 556</b> | <b>10 589</b>     |

Sumber : Dinas Pertanian Kabupaten Banyuwangi

Source : Agriculture Services of Banyuwangi Regency

## AGRICULTURE

### 5.3 PERKEBUNAN PLANTATION

Luas Panen Tanaman Perkebunan Menurut Kecamatan dan Jenis Tanaman Kabupaten Banyuwangi, 2017

**Tabel**  
**Table**

5.3.1

*Plantation Harvested Area by Subdistrict and Plant Species of Banyuwangi Regency, 2017*

| Kecamatan<br>Subdistrict | Kelapa (Kopra)<br>Coconut<br>(Copra) | Kelapa Deres<br>Coconut | Kopi<br>Coffee | Kakao<br>Cocoa | Tembakau (Rajang,<br>Burley, dan Kasturi)<br>Tobacco (Rajang,<br>Burley, and Kasturi) |
|--------------------------|--------------------------------------|-------------------------|----------------|----------------|---|
| (1)                      | (2)                                  | (3)                     | (4)            | (5)            | (6)   |
| 010 Pesanggaran          | 481                                  | 74                      | 150            | 28             | 0   |
| 011 Siliragung           | 558                                  | 50                      | 29             | 27             | 0   |
| 020 Bangorejo            | 767                                  | 34                      | 9              | 4              | 0   |
| 030 Purwoharjo           | 26                                   | 17                      | 0              | 0              | 0   |
| 040 Tegaldlimo           | 0                                    | 0                       | 0              | 0              | 0   |
| 050 Muncar               | 1 415                                | 74                      | 0              | 0              | 53  |
| 060 Cluring              | 401                                  | 24                      | 0              | 50             | 0   |
| 070 Gambiran             | 277                                  | 9                       | 0              | 0              | 0   |
| 071 Tegalsari            | 576                                  | 10                      | 0              | 0              | 0   |
| 080 Glenmore             | 361                                  | 26                      | 147            | 0              | 0   |
| 090 Kalibaru             | 106                                  | 7                       | 930            | 0              | 0   |
| 100 Genteng              | 77                                   | 17                      | 0              | 0              | 0   |
| 110 Srono                | 1 161                                | 98                      | 0              | 0              | 0   |
| 120 Rogojampi            | 1 357                                | 180                     | 0              | 9              | 0   |
| 121 Blimbingsari         | 0                                    | 0                       | 0              | 0              | 0   |
| 130 Kabat                | 2 781                                | 319                     | 0              | 0              | 0   |
| 140 Singojuruh           | 0                                    | 0                       | 0              | 0              | 0   |
| 150 Sempu                | 220                                  | 344                     | 0              | 167            | 0   |
| 160 Songgon              | 1 893                                | 16                      | 193            | 0              | 0   |
| 170 Glagah               | 0                                    | 0                       | 0              | 0              | 9   |
| 171 Licin                | 1 051                                | 17                      | 257            | 0              | 0   |
| 180 Banyuwangi           | 30                                   | 0                       | 0              | 0              | 0   |
| 190 Giri                 | 368                                  | 0                       | 16             | 0              | 0   |
| 200 Kalipuro             | 2 855                                | 51                      | 1 193          | 0              | 0   |
| 210 Wongsorejo           | 212                                  | 0                       | 22             | 0              | 315   |
| <b>Banyuwangi</b>        | <b>16 973</b>                        | <b>1 367</b>            | <b>2 946</b>   | <b>285</b>     | <b>377</b>  |

Sumber : Dinas Pertanian Kabupaten Banyuwangi

Source : Agriculture Services of Banyuwangi Regency

Lanjutan Tabel / Continuation of Table 5.3.1

| Kecamatan<br><i>Subdistrict</i> | Cengkeh Bunga<br>Kering<br><i>Cloves Dried<br/>Flowers</i> | Kapas<br>(Serat)<br><i>Cotton<br/>(Fibres)</i> | Kapuk<br>Randu<br><i>Kapok</i> | Tembakau TBN (Tanaman<br>Bawah Naungan)<br><i>TBN Tobacco<br/>(Under Auspices Plants)</i> | Tebu<br>Sugar<br><i>Cane</i> |
|---------------------------------|--|--|--------------------------------|---|------------------------------|
| (1)                             | (7)  | (8)  | (9)                            | (10)  | (11)                         |
| 010 Pesanggaran                 | 0  | 0  | 0                              | 0   | 0                            |
| 011 Siliragung                  | 0  | 0  | 0                              | 0   | 0                            |
| 020 Bangorejo                   | 0  | 0  | 0                              | 0   | 0                            |
| 030 Purwoharjo                  | 0  | 0  | 0                              | 0   | 0                            |
| 040 Tegaldlimo                  | 0  | 0  | 0                              | 0   | 0                            |
| 050 Muncar                      | 0  | 0  | 0                              | 0   | 0                            |
| 060 Cluring                     | 0  | 0  | 0                              | 0   | 0                            |
| 070 Gambiran                    | 0  | 0  | 17                             | 0   | 0                            |
| 071 Tegalsari                   | 0  | 0  | 0                              | 0   | 0                            |
| 080 Glenmore                    | 0  | 0  | 0                              | 0   | 0                            |
| 090 Kalibaru                    | 42   | 0  | 0                              | 0   | 0                            |
| 100 Genteng                     | 0  | 0  | 0                              | 0   | 0                            |
| 110 Srono                       | 0  | 0  | 0                              | 0   | 30                           |
| 120 Rogojampi                   | 0  | 0  | 0                              | 0   | 0                            |
| 121 Blimbingsari                | 0  | 0  | 0                              | 0   | 0                            |
| 130 Kabat                       | 0  | 0  | 0                              | 0   | 0                            |
| 140 Singojuruh                  | 0  | 0  | 0                              | 0   | 0                            |
| 150 Sempu                       | 0  | 0  | 0                              | 0   | 0                            |
| 160 Songgon                     | 0  | 0  | 0                              | 0   | 0                            |
| 170 Glagah                      | 0  | 0  | 0                              | 0   | 0                            |
| 171 Licin                       | 39   | 0  | 0                              | 0   | 0                            |
| 180 Banyuwangi                  | 0  | 0  | 0                              | 0   | 7                            |
| 190 Giri                        | 10   | 0  | 0                              | 0   | 0                            |
| 200 Kalipuro                    | 90   | 0  | 0                              | 0   | 0                            |
| 210 Wongsorejo                  | 0  | 0  | 188                            | 0   | 0                            |
| <b>Banyuwangi</b>               | <b>181</b>   | <b>0</b>                                       | <b>205</b>                     | <b>0</b>  | <b>37</b>                    |

Sumber : Dinas Pertanian Kabupaten Banyuwangi  
 Source : Agriculture Services of Banyuwangi Regency

## AGRICULTURE

**Tabel**  
**Table**

5.3.2

**Produksi Tanaman Perkebunan Menurut Kecamatan dan Jenis Tanaman Kabupaten Banyuwangi (Kwintal), 2017**

**Plantation Production by Subdistrict and Plant Species of Banyuwangi Regency, 2017**

| Kecamatan<br>Subdistrict | Kelapa (Kopra)<br>Coconut (Copra) | Kelapa Deres<br>Coconut | Kopi<br>Coffee  | Kakao<br>Cocoa | Tembakau (Rajang,<br>Burley, dan Kasturi)<br>Tobacco (Rajang,<br>Burley, and Kasturi) |
|--------------------------|-----------------------------------|-------------------------|-----------------|----------------|---|
| (1)                      | (2)                               | (3)                     | (4)             | (5)            | (6)   |
| 010 Pesanggaran          | 4 951,6                           | 7 041,7                 | 1 998,0         | 8,9            | 0,0   |
| 011 Siliragung           | 7 745,0                           | 2 025,9                 | 413,3           | 172,8          | 0,0   |
| 020 Bangorejo            | 11 635,5                          | 1 852,4                 | 119,7           | 25,6           | 0,0   |
| 030 Purwoharjo           | 134,1                             | 688,5                   | 0,0             | 0,0            | 0,0   |
| 040 Tegaldimo            | 0,0                               | 0,0                     | 0,0             | 0,0            | 0,0   |
| 050 Muncar               | 20 291,1                          | 8 732,3                 | 0,0             | 0,0            | 542,2   |
| 060 Cluring              | 5 594,2                           | 764,9                   | 0,0             | 0,3            | 0,0   |
| 070 Gambiran             | 3 484,6                           | 382,5                   | 0,0             | 0,0            | 0,0   |
| 071 Tegalsari            | 7 994,9                           | 367,9                   | 0,0             | 0,0            | 0,0   |
| 080 Glenmore             | 5 054,0                           | 1 437,1                 | 1 955,1         | 0,0            | 0,0   |
| 090 Kalibaru             | 1 664,2                           | 270,7                   | 12 629,5        | 0,0            | 0,0   |
| 100 Genteng              | 1 068,8                           | 608,1                   | 0,0             | 0,0            | 0,0   |
| 110 Srono                | 15 569,0                          | 3 633,8                 | 0,0             | 0,0            | 0,0   |
| 120 Rogojampi            | 13 570,0                          | 1 800,0                 | 0,0             | 2,6            | 0,0   |
| 121 Blimbingsari         | 0,0                               | 0,0                     | 0,0             | 0,0            | 0,0   |
| 130 Kabat                | 159 963,0                         | 18 348,9                | 0,0             | 0,0            | 0,0   |
| 140 Singojuruh           | 0,0                               | 0,0                     | 0,0             | 0,0            | 0,0   |
| 150 Sempu                | 3 467,1                           | 14 613,1                | 0,0             | 85,1           | 0,0   |
| 160 Songgon              | 25 744,8                          | 217,6                   | 2 624,8         | 0,0            | 0,0   |
| 170 Glagah               | 0,0                               | 0,0                     | 0,0             | 0,0            | 107,1   |
| 171 Licin                | 335 426,8                         | 723,1                   | 3 520,9         | 0,0            | 0,0   |
| 180 Banyuwangi           | 370,3                             | 0,0                     | 0,0             | 0,0            | 0,0   |
| 190 Giri                 | 3 680,0                           | 0,0                     | 211,9           | 0,0            | 0,0   |
| 200 Kalipuro             | 46 336,7                          | 2 454,1                 | 17 537,1        | 0,0            | 0,0   |
| 210 Wongsorejo           | 3 025,4                           | 0,0                     | 297,0           | 0,0            | 3 228,9   |
| <b>Banyuwangi</b>        | <b>676 771,1</b>                  | <b>65 962,6</b>         | <b>41 307,3</b> | <b>295,3</b>   | <b>3 878,2</b>  |

Sumber : Dinas Pertanian Kabupaten Banyuwangi

Source : Agriculture Services of Banyuwangi Regency



Lanjutan Tabel / Continuation of Table 5.3.2

| <b>Kecamatan<br/>Subdistrict</b> | <b>Cengkeh Bunga<br/>Kering<br/>Cloves Dried<br/>Flowers</b> | <b>Kapas<br/>(Serat)<br/>Cotton<br/>(Fibres)</b> | <b>Kapuk<br/>Randu<br/>Kapok</b> | <b>Tembakau TBN (Tanaman<br/>Bawah Naungan)<br/>TBN Tobacco<br/>(Under Auspices Plants)</b> | <b>Tebu<br/>Sugar Cane</b> |
|----------------------------------|--|--|----------------------------------|---|----------------------------|
| (1)                              | (7)  | (8)  | (9)                              | (10)  | (11)                       |
| 010 Pesanggaran                  | 0,0  | 0,0  | 0,0                              | 0,0   | 0,0                        |
| 011 Siliragung                   | 0,0  | 0,0  | 0,0                              | 0,0   | 0,0                        |
| 020 Bangorejo                    | 0,0  | 0,0  | 0,0                              | 0,0   | 0,0                        |
| 030 Purwoharjo                   | 0,0  | 0,0  | 0,0                              | 0,0   | 0,0                        |
| 040 Tegaldlimo                   | 0,0  | 0,0  | 0,0                              | 0,0   | 0,0                        |
| 050 Muncar                       | 0,0  | 0,0  | 0,0                              | 0,0   | 0,0                        |
| 060 Cluring                      | 0,0  | 0,0  | 0,0                              | 0,0   | 0,0                        |
| 070 Gambiran                     | 0,0  | 0,0  | 68,0                             | 0,0   | 0,0                        |
| 071 Tegalsari                    | 0,0  | 0,0  | 0,0                              | 0,0   | 0,0                        |
| 080 Glenmore                     | 0,0  | 0,0  | 0,0                              | 0,0   | 0,0                        |
| 090 Kalibaru                     | 114,2  | 0,0  | 0,0                              | 0,0   | 0,0                        |
| 100 Genteng                      | 0,0  | 0,0  | 0,0                              | 0,0   | 0,0                        |
| 110 Srono                        | 0,0  | 0,0  | 0,0                              | 0,0   | 24 158,0                   |
| 120 Rogojampi                    | 0,0  | 0,0  | 0,0                              | 0,0   | 0,0                        |
| 121 Bimbingsari                  | 0,0  | 0,0  | 0,0                              | 0,0   | 0,0                        |
| 130 Kabat                        | 0,0  | 0,0  | 0,0                              | 0,0   | 0,0                        |
| 140 Singojuruh                   | 0,0  | 0,0  | 0,0                              | 0,0   | 0,0                        |
| 150 Sempu                        | 0,0  | 0,0  | 0,0                              | 0,0   | 0,0                        |
| 160 Songgon                      | 0,0  | 0,0  | 0,0                              | 0,0   | 0,0                        |
| 170 Glagah                       | 0,0  | 0,0  | 0,0                              | 0,0   | 0,0                        |
| 171 Licin                        | 12 447,1   | 0,0  | 0,0                              | 0,0   | 0,0                        |
| 180 Banyuwangi                   | 0,0  | 0,0  | 0,0                              | 0,0   | 4 200,0                    |
| 190 Giri                         | 27,2   | 0,0  | 0,0                              | 0,0   | 0,0                        |
| 200 Kalipuro                     | 244,8  | 0,0  | 0,0                              | 0,0   | 0,0                        |
| 210 Wongsorejo                   | 0,0  | 0,0  | 752,0                            | 0,0   | 0,0                        |
| <b>Banyuwangi</b>                | <b>12 833,3</b>  | <b>0,0</b>                                       | <b>820,0</b>                     | <b>0,0</b>  | <b>28 358,0</b>            |

Sumber : Dinas Pertanian Kabupaten Banyuwangi  
 Source : Agriculture Services of Banyuwangi Regency

## AGRICULTURE

### 5.4 PETERNAKAN LIVESTOCK

#### Populasi Ternak Menurut Kecamatan dan Jenis Ternak Kabupaten Banyuwangi, 2017

**Tabel** 5.4.1  
**Table** 5.4.1  
*Livestock Population by Subdistrict and Types of Livestock of  
Banyuwangi Regency, 2017*

| Kecamatan<br>Subdistrict | Sapi<br>Perah<br>Dairy<br>Cows | Sapi<br>Potong<br>Beef<br>Cattle | Kerbau<br>Buffalo | Kuda<br>Horse | Kambing<br>Goat | Domba<br>Sheep | Babi<br>Pig | Kelinci<br>Rabbit |
|--------------------------|--------------------------------|----------------------------------|-------------------|---------------|-----------------|----------------|-------------|-------------------|
| (1)                      | (2)                            | (3)                              | (4)               | (5)           | (6)             | (7)            | (8)         | (9)               |
| 010 Pesanggaran          | 46                             | 9 584                            | 153               | 0             | 9 864           | 2 322          | 50          | 0                 |
| 011 Siliragung           | 8                              | 4 041                            | 139               | 2             | 2 546           | 1              | 33          | 0                 |
| 020 Bangorejo            | 71                             | 2 540                            | 52                | 0             | 24 980          | 22 300         | 0           | 220               |
| 030 Purwoharjo           | 309                            | 2 890                            | 33                | 4             | 5 703           | 2 112          | 0           | 240               |
| 040 Tegaldlimo           | 24                             | 5 612                            | 66                | 90            | 1 200           | 2 415          | 0           | 1 150             |
| 050 Muncar               | 15                             | 2 108                            | 8                 | 7             | 1 260           | 1 058          | 0           | 195               |
| 060 Cluring              | 32                             | 1 602                            | 5                 | 7             | 7 560           | 7 035          | 0           | 736               |
| 070 Gambiran             | 10                             | 1 190                            | 13                | 2             | 2 817           | 3 137          | 0           | 360               |
| 071 Tegalsari            | 0                              | 1 163                            | 100               | 11            | 1 127           | 1 411          | 0           | 1 730             |
| 080 Glenmore             | 33                             | 4 330                            | 139               | 13            | 2 370           | 2 592          | 101         | 125               |
| 090 Kalibaru             | 130                            | 2 573                            | 3                 | 9             | 895             | 10 492         | 0           | 23                |
| 100 Genteng              | 37                             | 631                              | 218               | 11            | 648             | 654            | 0           | 218               |
| 110 Srono                | 15                             | 6 054                            | 108               | 38            | 2 856           | 1 600          | 0           | 900               |
| 120 Rogojampi            | 0                              | 640                              | 0                 | 0             | 425             | 240            | 0           | 50                |
| 121 Blimbingsari         | 0                              | 3 730                            | 0                 | 17            | 3 800           | 6 700          | 450         | 200               |
| 130 Kabat                | 0                              | 3 657                            | 514               | 102           | 3 468           | 2 963          | 0           | 260               |
| 140 Singojuruh           | 0                              | 446                              | 298               | 0             | 923             | 6 800          | 0           | 0                 |
| 150 Sempu                | 15                             | 1 738                            | 419               | 9             | 2 174           | 1 362          | 0           | 162               |
| 160 Songgon              | 0                              | 4 630                            | 260               | 10            | 18 500          | 7 000          | 0           | 100               |
| 170 Glagah               | 2                              | 4 301                            | 109               | 11            | 1 186           | 260            | 0           | 216               |
| 171 Licin                | 98                             | 3 524                            | 652               | 17            | 5 400           | 1 750          | 0           | 400               |
| 180 Banyuwangi           | 0                              | 2 909                            | 29                | 7             | 1 817           | 581            | 0           | 70                |
| 190 Giri                 | 0                              | 1 440                            | 0                 | 10            | 3 130           | 808            | 0           | 0                 |
| 200 Kalipuro             | 12                             | 19 610                           | 8                 | 78            | 13 300          | 800            | 0           | 170               |
| 210 Wongsorejo           | 0                              | 24 707                           | 0                 | 78            | 7 512           | 5 157          | 0           | 2 000             |
| Banyuwangi               | 857                            | 115 650                          | 3 326             | 533           | 125 461         | 91 550         | 634         | 9 525             |

Sumber : Dinas Pertanian Kabupaten Banyuwangi

Source : Agriculture Services of Banyuwangi Regency

**Tabel**  
**Table** 5.4.2

**Populasi Unggas Menurut Kecamatan dan Jenis Unggas  
Kabupaten Banyuwangi, 2017**

***Poultry Population by Subdistricts and Types of Poultry of  
Banyuwangi Regency, 2017***

| Kecamatan<br>Subdistrict | Ayam<br>Kampung<br>Free-range<br>Chicken | Ayam<br>Petelor<br>Laying<br>Hens | Ayam Ped-<br>aging<br>Broiler | Itik<br>Ducks | Itik<br>Manila<br>Manila-<br>Duck | Burung<br>Puyuh<br>The Quail | Burung<br>Dara<br>Doves |
|--------------------------|--|-----------------------------------|-------------------------------|---------------|-----------------------------------|------------------------------|-------------------------|
| (1)                      | (2)                                      | (3)                               | (4)                           | (5)           | (6)                               | (7)                          | (8)                     |
| 010 Pesanggaran          | 374 378                                  | 0                                 | 53 500                        | 15 308        | 0                                 | 0                            | 0                       |
| 011 Siliragung           | 34 747                                   | 9 850                             | 0                             | 6 594         | 0                                 | 1 037                        | 0                       |
| 020 Bangorejo            | 4 652                                    | 49 500                            | 344 540                       | 1 750         | 0                                 | 1 900                        | 215                     |
| 030 Purwoharjo           | 19 000                                   | 27 000                            | 71 125                        | 4 300         | 1 000                             | 1 200                        | 360                     |
| 040 Tegaldimo            | 32 000                                   | 10 200                            | 46 680                        | 5 800         | 1 400                             | 0                            | 5500                    |
| 050 Muncar               | 17 055                                   | 7 000                             | 65 000                        | 1 750         | 600                               | 0                            | 1400                    |
| 060 Cluring              | 69 632                                   | 52 000                            | 202 550                       | 21 600        | 7 011                             | 8 500                        | 625                     |
| 070 Gambiran             | 27 600                                   | 165 000                           | 127 560                       | 15 500        | 0                                 | 15 500                       | 217                     |
| 071 Tegalsari            | 350                                      | 52 500                            | 38 163                        | 35 000        | 0                                 | 41 500                       | 8000                    |
| 080 Glenmore             | 56 432                                   | 1 300                             | 177 000                       | 7 000         | 120                               | 230                          | 175                     |
| 090 Kalibaru             | 6 238                                    | 36 000                            | 235 300                       | 8 000         | 442                               | 0                            | 1246                    |
| 100 Genteng              | 29 864                                   | 11 500                            | 82 800                        | 9 300         | 0                                 | 9 870                        | 168                     |
| 110 Srono                | 16 000                                   | 15 000                            | 140 620                       | 6 000         | 2 600                             | 3 800                        | 530                     |
| 120 Rogojampi            | 17 000                                   | 8 000                             | 0                             | 12 000        | 1 500                             | 5 000                        | 400                     |
| 121 Blimbingsari         | 0  | 0                                 | 0                             | 0             | 0                                 | 0                            | 0                       |
| 130 Kabat                | 44 850                                   | 27 000                            | 264 400                       | 25 000        | 2 350                             | 0                            | 320                     |
| 140 Singojuruh           | 32 000                                   | 13 000                            | 212 000                       | 15 000        | 1 200                             | 0                            | 0                       |
| 150 Sempu                | 32 482                                   | 1 500                             | 160 540                       | 46 000        | 0                                 | 3 000                        | 59                      |
| 160 Songgon              | 30 000                                   | 15 000                            | 250 000                       | 12 000        | 1 500                             | 0                            | 1000                    |
| 170 Glagah               | 30 662                                   | 18 000                            | 76 000                        | 1 300         | 50                                | 0                            | 216                     |
| 171 Licin                | 59 900                                   | 0                                 | 46 000                        | 14 500        | 800                               | 0                            | 400                     |
| 180 Banyuwangi           | 33 200                                   | 0                                 | 0                             | 1 500         | 0                                 | 0                            | 50                      |
| 190 Giri                 | 27 000                                   | 62 000                            | 0                             | 0             | 0                                 | 0                            | 0                       |
| 200 Kalipuro             | 36 000                                   | 13 800                            | 197 068                       | 900           | 0                                 | 170                          | 160                     |
| 210 Wongsorejo           | 26 000                                   | 166 500                           | 9 200                         | 5 900         | 0                                 | 900                          | 10500                   |
| Banyuwangi               | 1 057 042                                | 761 650                           | 2 800 046                     | 272 002       | 20 573                            | 92 607                       | 31 541                  |

Sumber : Dinas Pertanian Kabupaten Banyuwangi

Source : Agriculture Services of Banyuwangi Regency

## AGRICULTURE

### Jumlah Ternak yang Dipotong Menurut Kecamatan dan Jenis Ternak Kabupaten Banyuwangi, 2014

**Tabel**  
**Table**

5.4.3

#### Number of Livestock to be Cut by Subdistricts and Types of Livestock of Banyuwangi Regency, 2014

| Kecamatan<br>Subdistrict | Sapi<br>Perah<br>Dairy<br>Cows | Sapi<br>Potong<br>Beef<br>Cattle | Kerbau<br>Buffalo | Kuda<br>Horse | Kambing<br>Goat | Domba<br>Sheep | Babi<br>Pig | Kelinci<br>Rabbit |
|--------------------------|--------------------------------|----------------------------------|-------------------|---------------|-----------------|----------------|-------------|-------------------|
| (1)                      | (2)                            | (3)                              | (4)               | (5)           | (6)             | (7)            | (8)         | (9)               |
| 010 Pesanggaran          | 1                              | 695                              | 11                | -             | 1.989           | 544            | -           | -                 |
| 011 Siliragung           | -                              | 246                              | 9                 | -             | 687             | 368            | -           | -                 |
| 020 Bangorejo            | 1                              | 281                              | 4                 | -             | 2.003           | 1.958          | -           | -                 |
| 030 Purwoharjo           | 1                              | 270                              | 2                 | -             | 1.862           | 1.297          | 75          | -                 |
| 040 Tegaldlimo           | -                              | 461                              | 3                 | -             | 414             | 361            | -           | -                 |
| 050 Muncar               | -                              | 218                              | 1                 | -             | 223             | 487            | -           | -                 |
| 060 Cluring              | -                              | 114                              | 1                 | -             | 1.650           | 2.953          | -           | -                 |
| 070 Gambiran             | -                              | 130                              | 2                 | -             | 1.881           | 1.624          | -           | -                 |
| 071 Tegalsari            | -                              | 96                               | 5                 | -             | 482             | 87             | -           | -                 |
| 080 Glenmore             | 1                              | 341                              | 34                | -             | 1.287           | 1.529          | 47          | -                 |
| 090 Kalibaru             | 1                              | 288                              | -                 | -             | 212             | 4.096          | -           | -                 |
| 100 Genteng              | -                              | 70                               | 16                | -             | 258             | 278            | -           | -                 |
| 110 Srono                | 1                              | 490                              | 3                 | -             | 854             | 451            | -           | -                 |
| 120 Rogojampi            | -                              | 287                              | -                 | -             | 1.401           | 999            | 126         | -                 |
| 130 Kabat                | -                              | 296                              | 48                | -             | 1.546           | 954            | -           | -                 |
| 140 Singojuruh           | -                              | 49                               | 17                | -             | 370             | 2.168          | -           | -                 |
| 150 Sempu                | -                              | 169                              | 38                | -             | 857             | 591            | -           | -                 |
| 160 Songgon              | -                              | 370                              | 33                | -             | 3.698           | 1.951          | -           | -                 |
| 170 Glagah               | -                              | 357                              | 8                 | -             | 375             | 157            | -           | -                 |
| 171 Licin                | 2                              | 259                              | 36                | -             | 1.121           | 542            | -           | -                 |
| 180 Banyuwangi           | -                              | 2.037                            | 2                 | -             | 930             | 378            | -           | -                 |
| 190 Giri                 | -                              | 19                               | -                 | -             | 561             | 378            | -           | -                 |
| 200 Kalipuro             | -                              | 943                              | 1                 | -             | 4.769           | 225            | -           | -                 |
| 210 Wongsorejo           | -                              | 1.247                            | -                 | -             | 2.421           | 1.202          | -           | -                 |
| <b>Banyuwangi</b>        | <b>8</b>                       | <b>9.733</b>                     | <b>274</b>        | <b>-</b>      | <b>31.851</b>   | <b>25.578</b>  | <b>248</b>  | <b>-</b>          |

Sumber : Dinas Pertanian Kabupaten Banyuwangi

Source : Agriculture Services of Banyuwangi Regency

**Tabel** 5.4.4 **Produksi Daging, dan Susu Menurut Jenisnya, 2017**  
**Table** 5.4.4 **Production of Meat and Milk by Type, 2017**

| No. | Jenis Produksi<br>Type Of Production    | Satuan<br>Units | Total Produksi<br>Total Production |
|-----|---|-----------------|------------------------------------|
| (1) | (2)                                     | (3)             | (4)                                |
| A   | Daging / Meat                           |                 |                                    |
| 1   | Sapi Perah / Dairy Cows                 | Kg              | 0                                  |
| 2   | Sapi Potong / Beef Cattle               | Kg              | 2 789 671                          |
| 3   | Kerbau / Buffalo                        | Kg              | 0                                  |
| 4   | Kuda / Horse                            | Kg              | 0                                  |
| 5   | Kambing / Goat                          | Kg              | 779 067                            |
| 6   | Domba / Sheep                           | Kg              | 0                                  |
| 7   | Babi / Pig                              | Kg              | 21 826                             |
| 8   | Kelinci / Rabbit                        | Kg              | 0                                  |
| 9   | Ayam Kampung / Free-range Chicken       | Kg              | 2 337 166                          |
| 10  | Ayam Petelor / Laying Hens              | Kg              | 382 621                            |
| 11  | Ayam Pedaging / Broiler                 | Kg              | 3 468 020                          |
| 12  | Itik / Ducks                            | Kg              | 124 936                            |
| 13  | Itik Manila / Manila Ducks              | Kg              | 15 243                             |
| B   | Susu / Milk                             |                 |                                    |
| 1   | Sapi Perah Rakyat / People's Dairy Cows | Liter           | 1 627 871                          |

Sumber : Dinas Pertanian Kabupaten Banyuwangi

Source : Agriculture Services of Banyuwangi Regency

## AGRICULTURE

**Tabel** 5.4.5 **Produksi Telur Menurut Jenisnya, 2016-2017**  
**Table** 5.4.5 **Production of Eggs by Type, 2016-2017**

| No. | Jenis Produksi<br>Type Of Production | Satuan<br>Units     | Total Produksi<br>Total Production |            |               |           |
|-----|--------------------------------------|---------------------|------------------------------------|------------|---------------|-----------|
|     |                                      |                     | 2016                               |            | 2017          |           |
| (1) | (2)                                  | (3)                 | (4)                                |            | (5)           |           |
| 1   | Ayam Kampung<br>Free-range Chicken   | Butir<br>Grain / Kg | 14 102 452 /                       | 829 556    | 10 735 585 /  | 632       |
| 2   | Ayam Petelor<br>Laying Hens          | Butir<br>Grain / Kg | 177 272 550 /                      | 11 818 170 | 164 045 427 / | 9 649 731 |
| 3   | Ayam Pedaging<br>Broiler             | Butir<br>Grain / Kg |                                    | 4 510 420  | /             |           |
| 4   | Itik<br>Ducks                        | Butir<br>Grain / Kg | 35 472 859 /                       | 2 364 858  | 34 643 552 /  | 2 037 856 |
| 5   | Itik Manila<br>Manila Ducks          | Butir<br>Grain / Kg | 684 489 /                          | 52 653     | 327 /         | 19        |
| 6   | Burung Puyuh<br>The Quail            | Butir<br>Grain / Kg | 9 691 805 /                        | 102019     | 12 768 000 /  | 128       |

Sumber : Dinas Pertanian Kabupaten Banyuwangi

Source : Agriculture Services of Banyuwangi Regency

## 5.5 PERIKANAN FISHERIES

Produksi Perikanan Tangkap Menurut Kecamatan dan Subsektor  
Kabupaten Banyuwangi, 2016-2017

Tabel  
Table

5.5.1

*Capture Fisheries Production by Subdistrict and Subsector  
of Banyuwangi Regency, 2016-2017*

| Kecamatan<br>Subdistrict | Perikanan Laut<br>Marine Fisheries |                  | Perairan Umum<br>Open Waters |               | Jumlah<br>Total  |                  |
|--------------------------|------------------------------------|------------------|------------------------------|---------------|------------------|------------------|
|                          | 2016                               | 2017             | 2016                         | 2017          | 2016             | 2017             |
| (1)                      | (2)                                | (3)              | (4)                          | (5)           | (6)              | (7)              |
| 010 Pesanggaran          | 4 864,76                           | 1 990,00         | 1,43                         | 4,25          | 4 866,19         | 1 994,25         |
| 011 Siliragung           | -                                  | -                | 7,53                         | 22,31         | 7,53             | 22,31            |
| 020 Bangorejo            | -                                  | -                | 7,92                         | 23,48         | 7,92             | 23,48            |
| 030 Purwoharjo           | 5 356,73                           | 5 333,00         | 5,15                         | 15,26         | 5 361,88         | 5 348,26         |
| 040 Tegaldlimo           | 2 267,44                           | 1 409,00         | 4,36                         | 12,93         | 2 271,80         | 1 421,93         |
| 050 Muncar               | 15 772,44                          | 28 138,00        | 1,43                         | 4,25          | 15 773,87        | 28 142,25        |
| 060 Cluring              | -                                  | -                | 4,15                         | 12,28         | 4,15             | 12,28            |
| 070 Gambiran             | -                                  | -                | 5,60                         | 16,60         | 5,60             | 16,60            |
| 071 Tegalsari            | -                                  | -                | 6,30                         | 18,65         | 6,30             | 18,65            |
| 080 Glenmore             | -                                  | -                | 9,32                         | 27,62         | 9,32             | 27,62            |
| 090 Kalibaru             | -                                  | -                | 10,64                        | 31,52         | 10,64            | 31,52            |
| 100 Genteng              | -                                  | -                | 4,03                         | 11,95         | 4,03             | 11,95            |
| 110 Srono                | -                                  | -                | 2,91                         | 8,62          | 2,91             | 8,62             |
| 120 Rogojampi            | 2 004,69                           | 0,00             | 4,88                         | 4,77          | 2 009,57         | 4,77             |
| 121 Blimbingsari         |                                    | 1 569,00         |                              | 9,68          |                  | 1 578,68         |
| 130 Kabat                | 2 672,23                           | 290,50           | 11,91                        | 35,28         | 2 684,14         | 325,78           |
| 140 Singojuruh           | -                                  | -                | 9,71                         | 28,75         | 9,71             | 28,75            |
| 150 Sempu                | -                                  | -                | 8,87                         | 26,29         | 8,87             | 26,29            |
| 160 Songgon              | -                                  | -                | 11,29                        | 33,44         | 11,29            | 33,44            |
| 170 Glagah               | -                                  | -                | 3,06                         | 9,05          | 3,06             | 9,05             |
| 171 Licin                | -                                  | -                | 7,39                         | 21,90         | 7,39             | 21,90            |
| 180 Banyuwangi           | 4 226,26                           | 3 271,00         | 10,42                        | 30,87         | 4 236,68         | 3 301,87         |
| 190 Giri                 | -                                  | -                | 6,69                         | 19,82         | 6,69             | 19,82            |
| 200 Kalipuro             | 4 632,81                           | 1 025,00         | 5,92                         | 17,53         | 4 638,73         | 1 042,53         |
| 210 Wongsorejo           | 2 385,29                           | 1 357,00         | 3,79                         | 11,23         | 2 389,08         | 1 368,23         |
| <b>Banyuwangi</b>        | <b>44 182,65</b>                   | <b>44 382,50</b> | <b>154,70</b>                | <b>458,33</b> | <b>44 337,35</b> | <b>44 840,83</b> |

Sumber : Dinas Perikanan dan Pangan Kabupaten Banyuwangi

Source : Fisheries and Foodstuff Services of Banyuwangi Regency

## AGRICULTURE

**Tabel** 5.5.2 **Produksi dan Nilai Produksi Ikan Air Tawar Menurut Jenisnya, 2017**  
**Table** *Production and Value of Freshwater Fish Production by Type, 2017*

| No.            | Jenis Ikan<br>Kind of Fish | Produksi<br>Production<br>(Ton) | Nilai Produksi<br>Value Of Production<br>(000 Rp.) |
|----------------|----------------------------|---------------------------------|--|
| (1)            | (2)                        | (3)                             | (4)  |
| 1              | Tombro                     | 175 635                         | 5 416 290  |
| 2              | Nila                       | 265 036                         | 5 300 720  |
| 3              | Mujair                     | 30 865                          | 308 650  |
| 4              | Gurami                     | 70 568                          | 1 867 547  |
| 5              | Tawes                      | 14 909                          | 253 453  |
| 6              | Patin                      | 10 264                          | 184 931  |
| 7              | Lele                       | 3 816 078                       | 55 874 428   |
| 8              | Sidat                      | 204 289                         | 27 301 380   |
| 9              | Bawal                      | 6 395                           | 127 900  |
| 10             | Belut                      | 0                               | 0  |
| 11             | Lainnya                    | 168                             | 5 815  |
| Jumlah / Total |                            | 4 594 207                       | 96 641 114   |

Sumber : Dinas Perikanan dan Pangan Kabupaten Banyuwangi

Source : Fisheries and Foodstuff Services of Banyuwangi Regency



**Tabel 5.5.3** **Produksi dan Nilai Produksi Ikan Laut Menurut Jenisnya, 2016-2017**  
**Table** **Production and Value of Marine Fish Production by Type, 2016-2017**

| Jenis Ikan<br>Kind of Fish | Produksi<br>Production (Ton) |               | Nilai Produksi / Value Of Production<br>(000 Rp.) |                    |
|----------------------------|------------------------------|---------------|---|--------------------|
|                            | 2016                         | 2017          | 2016  | 2017               |
| (1)                        | (2)                          | (3)           | (4)   | (5)                |
| 1. Layang                  | 190                          | 6 439         | 934 810   | 65 288 500         |
| 2. Bawal                   | 172                          | 118           | 4 005 654   | 6 792 098          |
| 3. Kembung                 | 1 941                        | 928,10        | 31 612 175  | 20 040 800         |
| 4. Selar                   | -                            | 0             | -   | -                  |
| 5. Tembang                 | 2 459                        | 1 009         | 22 718 506  | 19 553 500         |
| 6. Udang Barong            | -                            | 0             | -   | -                  |
| 7. Udang Lainnya           | 74                           | 181           | 1 625 708   | 8 691 000          |
| 8. Rebon                   | -                            | 0             | -   | -                  |
| 9. Teri                    | -                            | 34            | -   | 201 600            |
| 10. Tongkol                | 1 458                        | 20 155        | 24 831 120  | 229 934 739        |
| 11. Lemuru                 | 6 266                        | 232           | 46 638 520  | 1 495 800          |
| 12. Cakalang               | 797                          | 37            | 15 657 077  | 744 000            |
| 13. Tuna                   | 319                          | 0             | 11 124 778  | -                  |
| 14. Tengiri                | 679                          | 415           | 27 153 248  | 11 338 000         |
| 15. Layur                  | 579                          | 4             | 17 974 691  | 16 800             |
| 16. Julung-julung          | -                            | 0             | -   | -                  |
| 17. Ekor Merah             | 1 352                        | 65            | 26 693 719  | 1 239 000          |
| 18. Kuwe/Putih             | 1 067                        | 419           | 33 398 467  | 12 496 764         |
| 19. Petek                  | -                            | 0             | -   | -                  |
| 20. Cucut                  | -                            | 0             | -   | -                  |
| 21. Pari                   | 130                          | 5             | 2 909 121   | 46 000             |
| 22. Kakap                  | 913                          | 15            | 20 292 941  | 522 000            |
| 23. Bambang                | 1 826                        | 373           | 68 208 875  | 9 608 600          |
| 24. Kerapu                 | 3 354                        | 353           | 81 402 352  | 14 167 725         |
| 25. Belanak                | 483                          | 1 391         | 8 645 504   | 16 626 300         |
| 26. Manyang                | 233                          | 0             | 1 730 914   | 0                  |
| 27. Cumi-cumi              | 2 110                        | 892           | 45 742 163  | 32 761 602         |
| 28. Rajungan               | 1 319                        | 4 566         | 30 204 180  | 112 821 695        |
| 29. Kepiting               | 30                           | 250           | 809 655   | 3 936 600          |
| 30. Kerang                 | -                            | 0             | -   | 0                  |
| 31. Kerang-kerangan        | 6 173                        | 427           | 37 717 242  | 6 967 500          |
| 32. Ubur-ubur              | -                            | 0             | -   | 0                  |
| 33. Rumput Laut            | -                            | 0             | -   | 0                  |
| 34. Lain – lain            | 10 258                       | 6 076         | 235 554 963                                       | 73 536 900         |
| <b>Jumlah / Total</b>      | <b>44 183</b>                | <b>44 383</b> | <b>797 586 384</b>                                | <b>648 827 523</b> |

Sumber : Dinas Perikanan dan Pangan Kabupaten Banyuwangi  
 Source : Fisheries and Foodstuff Services of Banyuwangi Regency

## AGRICULTURE

**Tabel**  
**Table**

5.5.4

**Produksi dan Nilai Produksi Penangkapan Di Perairan Umum Menurut Jenis Produksi dan Jenis Perairan, 2017**

*Production and Value of Production Arrest In Open Water by Type of Production and Type of Waters, 2017*

| No             | Jenis Ikan<br>Kind of Fish | Sungai<br>River                |                        | Rawa / Waduk<br>Swamps/Reservoirs |                        |
|----------------|----------------------------|--------------------------------|------------------------|-----------------------------------|------------------------|
|                |                            | Produksi<br>Production<br>(Kg) | Nilai<br>Value<br>(Rp) | Produksi<br>Production<br>(Kg)    | Nilai<br>Value<br>(Rp) |
| (1)            | (2)                        | (3)                            | (4)                    | (5)                               | (6)                    |
| 1              | Tombro                     | 21 610                         | 193 409 500            | 28 950                            | 259 102 500            |
| 2              | Tawes                      | 20 180                         | 174 557 000            | 25 690                            | 222 218 500            |
| 3              | Gurami                     | 12 160                         | 105 184 000            | 15 400                            | 133 210 000            |
| 4              | Mujair                     | 32 170                         | 258 968 500            | 41 010                            | 330 130 500            |
| 5              | Nila                       | 26 230                         | 226 889 500            | 33 420                            | 289 083 000            |
| 6              | Udang Galah                | 0                              | 0                      | 0                                 | 0                      |
| 7              | Udang Lain                 | 5 120                          | 76 800 000             | 4 940                             | 74 100 000             |
| 8              | Lele                       | 28 190                         | 243 843 500            | 35 980                            | 311 227 000            |
| 9              | Belut                      | 6 030                          | 90 450 000             | 5 840                             | 87 600 000             |
| 10             | Katak                      | 0                              | 0                      | 0                                 | 0                      |
| 11             | Nilem                      | 1 410                          | 11 773 500             | 1 370                             | 11 439 500             |
| 12             | Sangkaring                 | 0                              | 0                      | 0                                 | 0                      |
| 13             | Bader                      | 0                              | 0                      | 0                                 | 0                      |
| 14             | Bekicot                    | 0                              | 0                      | 0                                 | 0                      |
| 15             | Lainnya                    | 48 440                         | 411 581 000            | 64 200                            | 545 175 000            |
| Jumlah / Total |                            | 201 540                        | 1 793 456 500          | 256 800                           | 2 263 286 000          |

Sumber : Dinas Kelautan dan Perikanan Kabupaten Banyuwangi

Source : Fisheries and Foodstuff Services of Banyuwangi Regency

## Luas Areal Budidaya Ikan Menurut Kecamatan dan Jenis Budidaya, 2017

**Tabel** 5.5.5 *Extensive Aquaculture Area by Subdistrict and Subdistricts and Types of Cultivation, 2017*

| Kecamatan<br>Subdistrict | Tambak<br>Fishpond<br>(ha) | Kolam<br>Pond<br>(ha) | Mina Padi<br>(ha) | Keramba<br>Cages<br>(unit) |
|--------------------------|----------------------------|-----------------------|-------------------|----------------------------|
| (1)                      | (2)                        | (3)                   | (4)               | (5)                        |
| 010 Pesanggaran          | 37,00                      | 5,40                  | -                 | -                          |
| 011 Siliragung           | -                          | 2,43                  | -                 | 20,00                      |
| 020 Bangorejo            | -                          | 6,82                  | -                 | -                          |
| 030 Purwoharjo           | -                          | 6,62                  | -                 | -                          |
| 040 Tegaldlimo           | 75,00                      | 6,37                  | -                 | -                          |
| 050 Muncar               | 554,42                     | 7,33                  | -                 | -                          |
| 060 Cluring              | -                          | 5,26                  | -                 | -                          |
| 070 Gambiran             | -                          | 6,36                  | -                 | 20,00                      |
| 071 Tegalsari            | -                          | 4,78                  | 1,00              | -                          |
| 080 Glenmore             | -                          | 17,37                 | 4,00              | 40,00                      |
| 090 Kalibaru             | -                          | 10,35                 | -                 | 40,00                      |
| 100 Genteng              | -                          | 11,53                 | 1,70              | 15,00                      |
| 110 Srono                | -                          | 16,42                 | 2,80              | -                          |
| 120 Rogojampi            | -                          | 2,58                  | -                 | -                          |
| 121 Blimbingsari         | 245,05                     | 6,98                  | 0,50              | -                          |
| 130 Kabat                | 27,04                      | 7,55                  | -                 | -                          |
| 140 Singojuruh           | -                          | 6,82                  | 1,50              | 20,00                      |
| 150 Sempu                | -                          | 9,86                  | 4,50              | 15,00                      |
| 160 Songgon              | -                          | 9,22                  | 2,50              | 15,00                      |
| 170 Glagah               | -                          | 4,72                  | 1,50              | 5,00                       |
| 171 Licin                | -                          | 3,63                  | 5,00              | 10,00                      |
| 180 Banyuwangi           | 122,25                     | 5,20                  | -                 | -                          |
| 190 Giri                 | -                          | 2,36                  | -                 | -                          |
| 200 Kalipuro             | 1,00                       | 2,11                  | -                 | -                          |
| 210 Wongsorejo           | 320,00                     | 2,05                  | -                 | -                          |
| <b>Jumlah / Total</b>    | <b>1 381,76</b>            | <b>170,12</b>         | <b>25,00</b>      | <b>200,00</b>              |

Sumber : Dinas Perikanan dan Pangan Kabupaten Banyuwangi

Source : Fisheries and Foodstuff Services of Banyuwangi Regency

## AGRICULTURE

**Tabel**  
**Table**

5.5.6

**Banyaknya Rumah tangga Perikanan/Pemilik (RTP) dan Buruh Perikanan Budidaya (RTBP) dan Jenis Budidaya, 2017**

**Number of Fisheries Household/Owner (RTP) and Aquaculture Workers (RTBP) and Type of Cultivation, 2017**

| Kecamatan<br>Subdistrict | Tambak<br>Fishpond |              | Kolam<br>Pond |            | Mina Padi  |           | Keramba<br>Cages |          |
|--------------------------|--------------------|--------------|---------------|------------|------------|-----------|------------------|----------|
|                          | RTP                | RTBP         | RTP           | RTBP       | RTP        | RTBP      | RTP              | RTBP     |
| (1)                      | (2)                | (3)          | (4)           | (5)        | (6)        | (7)       | (8)              | (9)      |
| 010 Pesanggaran          | 9                  | 6            | 140           | 5          | -          | -         | -                | -        |
| 011 Siliragung           | -                  | -            | 65            | -          | -          | -         | 10               | -        |
| 020 Bangorejo            | -                  | -            | 75            | 12         | -          | -         | -                | -        |
| 030 Purwoharjo           | -                  | -            | 111           | 3          | -          | -         | -                | -        |
| 040 Tegaldlimo           | 37                 | 104          | 39            | -          | -          | -         | -                | -        |
| 050 Muncar               | 311                | 443          | 276           | 37         | -          | -         | -                | -        |
| 060 Cluring              | -                  | -            | 138           | 11         | -          | -         | -                | -        |
| 070 Gambiran             | -                  | -            | 156           | 12         | -          | -         | 10               | -        |
| 071 Tegalsari            | -                  | -            | 65            | -          | 5          | -         | -                | -        |
| 080 Glenmore             | -                  | -            | 285           | 20         | 15         | 12        | 20               | -        |
| 090 Kalibaru             | -                  | -            | 150           | 9          | 6          | 5         | 10               | -        |
| 100 Genteng              | -                  | -            | 268           | 7          | 8          | 4         | 10               | -        |
| 110 Srono                | -                  | -            | 212           | 17         | 5          | 2         | -                | -        |
| 120 Rogojampi            | -                  | -            | 78            | 3          | -          | -         | -                | -        |
| 121 Blimbingsari         | 31                 | 563          | 64            | 5          | -          | -         | -                | -        |
| 130 Kabat                | 4                  | 80           | 89            | -          | -          | -         | -                | -        |
| 140 Singojuruh           | -                  | -            | 64            | -          | 10         | 4         | 6                | -        |
| 150 Sempu                | -                  | -            | 332           | 3          | 15         | 4         | 10               | -        |
| 160 Songgon              | -                  | -            | 180           | -          | 15         | 6         | 10               | -        |
| 170 Glagah               | -                  | -            | 54            | -          | 6          | -         | 5                | -        |
| 171 Licin                | -                  | -            | 81            | -          | 15         | -         | 10               | -        |
| 180 Banyuwangi           | 70                 | 124          | 28            | -          | -          | -         | -                | -        |
| 190 Giri                 | -                  | -            | 15            | -          | -          | -         | -                | -        |
| 200 Kalipuro             | 2                  | 5            | 70            | -          | -          | -         | -                | -        |
| 210 Wongsorejo           | 34                 | 420          | 55            | -          | -          | -         | -                | -        |
| <b>Jumlah / Total</b>    | <b>498</b>         | <b>1.745</b> | <b>3.090</b>  | <b>144</b> | <b>100</b> | <b>37</b> | <b>101</b>       | <b>-</b> |

Sumber : Dinas Perikanan dan Pangan Kabupaten Banyuwangi

Source : Fisheries and Foodstuff Services of Banyuwangi Regency

Lanjutan Tabel / *Continuation of Table 5.5.6*

| Kecamatan<br><i>Subdistrict</i> | KJA  |      | Rumput Laut |      | KPI/UPR |      | Perairan Umum |      |
|---------------------------------|------|------|-------------|------|---------|------|---------------|------|
|                                 | RTP  | RTBP | RTP         | RTBP | RTP     | RTBP | RTP           | RTBP |
| (1)                             | (10) | (11) | (12)        | (13) | (14)    | (15) | (16)          | (17) |
| 010 Pesanggaran                 | -    | -    | -           | -    | -       | -    | -             | -    |
| 011 Siliragung                  | 4    | -    | -           | -    | -       | -    | -             | -    |
| 020 Bangorejo                   | -    | -    | -           | -    | 24      | -    | -             | -    |
| 030 Purwoharjo                  | -    | -    | -           | -    | -       | -    | -             | -    |
| 040 Tegaldlimo                  | -    | -    | -           | -    | -       | -    | -             | -    |
| 050 Muncar                      | -    | -    | -           | -    | 22      | -    | -             | -    |
| 060 Cluring                     | -    | -    | -           | -    | 35      | -    | -             | -    |
| 070 Gambiran                    | 4    | -    | -           | -    | -       | -    | -             | -    |
| 071 Tegalsari                   | -    | -    | -           | -    | 41      | -    | -             | -    |
| 080 Glenmore                    | -    | -    | -           | -    | 82      | -    | -             | -    |
| 090 Kalibaru                    | -    | -    | -           | -    | -       | -    | -             | -    |
| 100 Genteng                     | -    | -    | -           | -    | 52      | -    | -             | -    |
| 110 Srono                       | -    | -    | -           | -    | 20      | -    | -             | -    |
| 120 Rogojampi                   | -    | -    | -           | -    | -       | -    | -             | -    |
| 121 Blimbingsari                | -    | -    | -           | -    | -       | -    | -             | -    |
| 130 Kabat                       | -    | -    | -           | -    | 20      | -    | -             | -    |
| 140 Singojuruh                  | -    | -    | -           | -    | 10      | -    | -             | -    |
| 150 Sempu                       | -    | -    | -           | -    | 71      | -    | -             | -    |
| 160 Songgon                     | -    | -    | -           | -    | -       | -    | -             | -    |
| 170 Glagah                      | -    | -    | -           | -    | -       | -    | -             | -    |
| 171 Licin                       | -    | -    | -           | -    | -       | -    | -             | -    |
| 180 Banyuwangi                  | -    | -    | -           | -    | -       | -    | -             | -    |
| 190 Giri                        | -    | -    | -           | -    | -       | -    | -             | -    |
| 200 Kalipuro                    | -    | -    | -           | -    | -       | -    | -             | -    |
| 210 Wongsorejo                  | -    | -    | 75          | -    | -       | -    | -             | -    |
| <i>Jumlah / Total</i>           | 8    | -    | 75          | -    | 377     | -    | -             | -    |

Sumber : Dinas Perikanan dan Pangan Kabupaten Banyuwangi  
*Source : Fisheries and Foodstuff Services of Banyuwangi Regency*

## AGRICULTURE

**Tabel** 5.5.7 **Jumlah Perahu/Kapal Menurut Kecamatan dan Jenis Kapal Kabupaten Banyuwangi, 2017**  
**Table** 5.5.7 **Number of Boats/Ships by Subdistricts and Types of Ships of Banyuwangi Regency, 2017**

| Kecamatan<br>Subdistrict | Perahu Tanpa Motor<br>Boat Without Engine | Perahu Motor Tempel<br>Outboard Engine Boat | Kapal Motor<br>Motor Boat |
|--------------------------|---|---|---------------------------|
| (1)                      | (2)                                       | (3)   | (4)                       |
| 010 Pesanggaran          | 5   | 395   | 50                        |
| 011 Siliragung           | -   | -   | -                         |
| 020 Bangorejo            | -   | -   | -                         |
| 030 Purwoharjo           | 6   | 445   | 6                         |
| 040 Tegaldlimo           | 3   | 273   |                           |
| 050 Muncar               | 45  | 2 461                                       | 489                       |
| 060 Cluring              | -   | -   | -                         |
| 070 Gambiran             | -   | -   | -                         |
| 071 Tegalsari            | -   | -   | -                         |
| 080 Glenmore             | -   | -   | -                         |
| 090 Kalibaru             | -   | -   | -                         |
| 100 Genteng              | -   | -   | -                         |
| 110 Srono                | -   | -   | -                         |
| 120 Rogojampi            | 11  | 921   | 37                        |
| 130 Kabat                | 14  | 15  | -                         |
| 140 Singojuruh           | -   | -   | -                         |
| 150 Sempu                | -   | -   | -                         |
| 160 Songgon              | -   | -   | -                         |
| 170 Glagah               | -   | -   | -                         |
| 171 Licin                | -   | -   | -                         |
| 180 Banyuwangi           | 9   | 175   | 21                        |
| 190 Giri                 | -   | -   | -                         |
| 200 Kalipuro             | 15  | 405   | -                         |
| 210 Wongsorejo           | 7   | 495   | 33                        |
| <b>Banyuwangi</b>        | <b>115</b>                                | <b>5 465</b>                                |                           |

Sumber : Dinas Perikanan dan Pangan Kabupaten Banyuwangi  
 Source : Fisheries and Foodstuff Services of Banyuwangi Regency

**Jumlah Perahu dan Kapal (unit) Dirinci Menurut Kapasitas Mesin per Kecamatan Kabupaten Banyuwangi, 2017**

**Tabel**  
**Table** 5.5.8

**Number of Boats and Ships (units) Specified to Engine Capacity by Subdistrict of Banyuwangi Regency, 2017**

| Kecamatan<br><i>Subdistrict</i> | Kapasitas Mesin / <i>Engine Capacity</i> |            |            |            | Jumlah       |
|---------------------------------|--|------------|------------|------------|--------------|
|                                 | 0-5 PK                                   | 5-10 PK    | 10-20 PK   | >20 PK     | <i>Total</i> |
| (1)                             | (2)                                      | (3)        | (4)        | (5)        | (6)          |
| 010 Pesanggaran                 | 395                                      | 25         | 15         | 10         | 445          |
| 011 Siliragung                  | -  | -          | -          | -          | -            |
| 020 Bangorejo                   | -  | -          | -          | -          | -            |
| 030 Purwoharjo                  | 445                                      | -          | 11         | 6          | 462          |
| 040 Tegaldlimo                  | 273                                      | -          | -          | -          | 273          |
| 050 Muncar                      | 2 461                                    | 200        | 144        | 145        | 2 950        |
| 060 Cluring                     | -  | -          | -          | -          | -            |
| 070 Gambiran                    | -  | -          | -          | -          | -            |
| 071 Tegalsari                   | -  | -          | -          | -          | -            |
| 080 Glenmore                    | -  | -          | -          | -          | -            |
| 090 Kalibaru                    | -  | -          | -          | -          | -            |
| 100 Genteng                     | -  | -          | -          | -          | -            |
| 110 Srono                       | -  | -          | -          | -          | -            |
| 120 Rogojampi                   | -  | -          | -          | -          | -            |
| 121 Blimbingasri                | 921                                      | 37         | -          | -          | 958          |
| 130 Kabat                       | 15                                       | -          | -          | -          | 15           |
| 140 Singojuruh                  | -  | -          | -          | -          | -            |
| 150 Sempu                       | -  | -          | -          | -          | -            |
| 160 Songgon                     | -  | -          | -          | -          | -            |
| 170 Glagah                      | -  | -          | -          | -          | -            |
| 171 Licin                       | -  | -          | -          | -          | -            |
| 180 Banyuwangi                  | 175                                      | 21         | -          | -          | 196          |
| 190 Giri                        | -  | -          | -          | -          | -            |
| 200 Kalipuro                    | 405                                      | -          | -          | -          | 405          |
| 210 Wongsorejo                  | 375                                      | 33         | -          | -          | 408          |
| <b>Jumlah / <i>Total</i></b>    | <b>5 465</b>                             | <b>316</b> | <b>170</b> | <b>161</b> |              |

Sumber : Dinas Perikanan dan Pangan Kabupaten Banyuwangi  
Source : Fisheries and Foodstuff Services of Banyuwangi Regency

## AGRICULTURE

### 5.6 KEHUTANAN FORESTRY

**Tabel** 5.6.1 Luas Kawasan Hutan ( Ha ) KPH Banyuwangi Utara Menurut Fungsinya, 2017  
**Table** 5.6.1 Extensive Forest Area (Ha) North Banyuwangi KPH by Functions, 2017

| No  | Fungsi Hutan<br><i>Function Of The Forest</i> | Luas Kawasan Hutan<br><i>Extensive Forest Area</i><br>(Ha) |
|-----|---|--|
| (1) | (2)   | (3)  |
| 1   | Hutan Produksi                                |  |
|     | - Kawasan Produksi                            | 9 157,72   |
|     | - Kawasan Perlindungan                        | 16 988,85  |
|     | - Kawasan Penggunaan Lain                     | 549,89   |
| 2   | Hutan Lindung                                 | 1 435,80   |
| 3   | Hutan Konservasi                              | -  |
|     | - Cagar Alam                                  | -  |
|     | - Suaka Margasatwa                            | -  |
|     | - Taman Wisata                                | -  |
|     | - Taman Nasional                              | -  |
| 4   | Hutan Rakyat                                  | -  |
| 5   | Hutan Lainnya                                 | -  |
|     | Jumlah Kawasan Hutan                          | 28 132, 26   |
| 6   | Reboisasi                                     | -  |
|     | - Jati  | -  |
|     | - Non Jati                                    | -  |
| 7   | Tanaman Tumpang Sari                          | -  |
|     | - Jati  | 147,90   |
|     | - Non Jati                                    | -  |
| 8   | Tanaman Banjar Harian                         | -  |
|     | - Jati  | -  |
|     | - Non Jati                                    | -  |
| 9   | Luas Kebakaran Hutan                          | -  |
| 10  | Kawasan Lindung                               | -  |
|     | - Hutan                                       | -  |
|     | - Non Hutan                                   | -  |

Sumber : Perum Perhutani Divisi Regional Jawa Timur Kesatuan Pemangkuan Hutan Banyuwangi Utara

Source : Perum Perhutani Unit II of East Java Forest Management Unit North Banyuwangi



**Tabel** 5.6.2 **Produksi Hasil Hutan KPH Banyuwangi Utara Menurut Jenis Produksi, 2017**  
**Table** 5.6.2 **Forestry Production North Banyuwangi KPH by Type of Production , 2017**

| No. | Jenis Produksi<br>Type Of Production | Satuan<br>Unit | Produksi<br>Production |
|-----|--------------------------------------|----------------|------------------------|
| (1) | (2)                                  | (3)            | (4)                    |
| 1   | Kayu Pertukangan :                   |                |                        |
|     | - Jati                               | M3             | 22 800                 |
|     | - Rimba                              | M3             | 294                    |
|     |                                      |                | -                      |
| 2   | Kayu Bakar :                         |                |                        |
|     | - Jati                               | Sm             | 26                     |
|     | - Rimba                              | Sm             | -                      |
| 3   | Getah Pinus                          | Ton            | 298                    |
| 4   | Getah Damar / Kopal                  | Ton            | -                      |
| 5   | Kelapa                               | Btr.           | -                      |
| 6   | Gondorukem                           | Ton            | -                      |
| 7   | Terpentin                            | Ton            | -                      |
| 8   | Kopi                                 | Ton/Oce        | 5 949                  |
| 9   | Rotan                                | Btg            | -                      |

Sumber : Perum Perhutani Divisi Regional Jawa Timur Kesatuan Pemangkuan Hutan Banyuwangi Utara

Source : Perum Perhutani Unit II of East Java Forest Management Unit North Banyuwangi

## AGRICULTURE

**Tabel** 5.6.3 Luas Kawasan Hutan ( Ha ) KPH Banyuwangi Barat Menurut Fungsinya, 2016  
**Table** 5.6.3 *Extensive Forest Area (Ha) West Banyuwangi KPH by Functions, 2016*

| No  | Fungsi Hutan<br><i>Function Of The Forest</i> | Luas Kawasan Hutan<br><i>Extensive Forest Area</i><br>(Ha) |
|-----|---|--|
| (1) | (2)   | (3)  |
| 1   | Hutan Produksi                                |  |
|     | - HP Tetap                                    | 15 250,26  |
|     | - HP Terbatas                                 | -  |
|     | - HP Lain                                     | -  |
| 2   | Hutan Lindung                                 | 27 456,80  |
| 3   | Hutan Konservasi                              | -  |
|     | - Cagar Alam                                  | -  |
|     | - Suaka Margasatwa                            | -  |
|     | - Taman Wisata                                | -  |
|     | - Taman Nasional                              | -  |
| 4   | Hutan Rakyat                                  | -  |
| 5   | Hutan Lainnya                                 | -  |
|     | Jumlah Kawasan Hutan                          | 42 707,16  |
| 6   | Reboisasi                                     | -  |
|     | - Jati  | -  |
|     | - Non Jati                                    | -  |
| 7   | Tanaman Tumpang Sari                          | -  |
|     | - Jati  | -  |
|     | - Non Jati                                    | -  |
| 8   | Tanaman Banjar Harian                         | -  |
|     | - Jati  | -  |
|     | - Non Jati                                    | 98   |
| 9   | Luas Kebakaran Hutan                          | -  |
| 10  | Kawasan Lindung                               | 27 456,80  |
|     | - Hutan                                       | 27 456,80  |
|     | - Non Hutan                                   | -  |

Sumber : Perum Perhutani Divisi Regional Jawa Timur Kesatuan Pemangkuan Hutan Banyuwangi Barat

Source : Perum Perhutani Unit II of East Java Forest Management Unit West Banyuwangi

Tabel  
Table5.6.4 Produksi Hasil Hutan KPH Banyuwangi Barat Menurut Jenis Produksi, 2016  
*Forestry Production West Banyuwangi KPH by Type Of Production, 2016*

| No. | Jenis Produksi<br>Type Of Production | Satuan<br>Unit | Produksi<br>Production |
|-----|--------------------------------------|----------------|------------------------|
| (1) | (2)                                  | (3)            | (4)                    |
| 1   | Kayu Pertukangan :                   |                |                        |
|     | - Jati                               | M3             | -                      |
|     | - Rimba                              | M3             | 15 858                 |
| 2   | Kayu Bakar :                         |                |                        |
|     | - Jati                               | Sm             | -                      |
|     | - Rimba                              | Sm             | 61                     |
| 3   | Getah Pinus                          | Ton            | 3 678                  |
| 4   | Getah Damar / Kopal                  | Ton            | 91                     |
| 5   | Kelapa                               | Btr.           | -                      |
| 6   | Gondorukem                           | Ton            | -                      |
| 7   | Terpentin                            | Ton            | -                      |
| 8   | Kopi                                 | Kg             | 379 543                |
| 9   | Rotan                                | Btg            | -                      |

Sumber : Perum Perhutani Divisi Regional Jawa Timur Kesatuan Pemangkuan Hutan Banyuwangi Barat

Source : Perum Perhutani Unit II of East Java Forest Management Unit West Banyuwangi

## AGRICULTURE

**Tabel  
Table**

5.6.5

Luas Kawasan Hutan ( Ha ) KPH Banyuwangi Selatan Menurut Fungsinya,  
2017

*Extensive Forest Area (Ha) South Banyuwangi KPH by Functions, 2017*

| No                          | BKPH        | RPH            | Kecamatan<br>Subdistrict | Luas<br>Hutan<br>Produksi<br>Production<br>Forest Area<br>(Ha) | Luas<br>Hutan<br>Lindung<br>Protected<br>Forest<br>Area<br>(Ha) | Luas (Ha)<br>LDTI/TBP<br>Bukan untuk<br>Produksi<br>Hutan<br>Not Production<br>Forest<br>Area<br>(Ha) | Jumlah<br>Total<br>(Ha) |
|-----------------------------|-------------|----------------|--------------------------|--|---|---|-------------------------|
| (1)                         | (2)         | (3)            | (4)                      | (5)  | (6)   | (7)   | (8)                     |
| <b>BAGIAN HUTAN GENTENG</b> |             |                |                          |  |   |   |                         |
| 1                           | Genteng     | Malangsari     | Kalibaru                 | 1 423,9  | 2 710,4   | 0,0   | 4 134,3                 |
|                             | Genteng     | Pecinan        | Tegalsari                | 623,1  | 0,0   | 2,9   | 626,0                   |
|                             |             |                | Glenmore                 | 1 110,3  | 0,0   | 2,5   | 1 112,8                 |
|                             |             |                | Siliragung               | 642,0  | 97,5  | 7,5   | 747,0                   |
|                             |             |                | Gambiran                 | 0,0  | 0,0   | 3,2   | 3,2                     |
|                             |             |                | Glenmore Psg             | 0,0  | 0,0   | 7,8   | 7,8                     |
|                             |             |                | Pesanggaran              | 0,0  | 0,0   | 4,0   | 4,0                     |
|                             |             | Karangharjo    | Siliragung               | 2 201,2  | 457,8   | 10,0  | 2 669,0                 |
|                             |             |                | Pesanggaran              | 0,0  | 0,0   | 9,4   | 9,4                     |
|                             |             |                |                          | 6 000,5  | 3 265,7   | 47,3  | 9 313,5                 |
| 2                           | Pesanggaran | Curahlele      | Siliragung               | 3 813,2  | 0,0   | 10,0  | 3 823,2                 |
|                             |             |                | Pesanggaran              | 0,0  | 0,0   | 28,4  | 28,4                    |
|                             |             | Senepo Utara   | Siliragung               | 1 337,4  | 1 650,8   | 8,9   | 2 997,1                 |
|                             |             |                | Pesanggaran              | 0,0  | 0,0   | 12,3  | 12,3                    |
|                             |             | Senepo Selatan | Bangorejo                | 27,9   | 0,0   | 0,0   | 27,9                    |
|                             |             |                | Pesanggaran              | 1 532,2  | 0,0   | 8,4   | 1 540,6                 |
|                             |             |                |                          | 6 710,7  | 0,0   | 68,0  | 8 429,5                 |
| 3                           | Sukomade    | Pulomerah      | Pesanggaran              | 4 493,5  | 94,2  | 24,7  | 4 612,4                 |
|                             |             | Kesilirbaru    | Pesanggaran              | 3 515,0  | 0,0   | 181,2   | 3 696,2                 |
|                             |             |                | Bangorejo                | 257,4  | 3,4   | 49,8  | 310,6                   |
|                             |             |                |                          | 8 265,9  | 97,6  | 255,7   | 8 619,2                 |
|                             |             |                |                          | 20 977,1   | 3 363,3   | 371,0   | 26 362,2                |

Lanjutan Tabel / Continuation of Table 5.6.5

| No                             | BKPH      | RPH        | Kecamatan<br>Subdistrict | Luas<br>Hutan<br>Produksi<br>Production<br>Forest Area<br>(Ha) | Luas<br>Hutan Lin-<br>dung<br>Protected<br>Forest<br>Area<br>(Ha) | Luas (Ha)<br>LDTI/TBP<br>Bukan untuk<br>Hutan<br>Produksi<br>Not<br>Production<br>Forest Area<br>(Ha) | Jumlah<br>Total<br>(Ha) |         |
|--------------------------------|-----------|------------|--------------------------|--|---|---|-------------------------|---------|
| (1)                            | (2)       | (3)        | (4)                      | (5)  | (6)   | (7)   | (8)                     |         |
| <b>BAGIAN HUTAN BLAMBANGAN</b> |           |            |                          |  |   |   |                         |         |
| 4                              | Pedotan   | Tegalwagah | Siliragung               | 422,9  | 0,0   | 3,7   | 426,6                   |         |
|                                |           |            | Bangorejo                | 0,0  | 0,0   | 1,0   | 1,0                     |         |
|                                |           |            | Siliragung,<br>Bg.rejo   | 0,0  | 0,0   | 5,6   | 5,6                     |         |
|                                |           |            | Pecemengan               | Bangorejo  | 546,2   | 0,0   | 0,0                     | 546,2   |
|                                |           |            |                          | Siliragung   | 1 090,7   | 0,0   | 0,0                     | 1 090,7 |
|                                |           |            |                          | Pesanggaran  | 0,0   | 0,0   | 5,0                     | 5,0     |
|                                |           |            | Pecemengan,<br>Bg.rejo   | Pesanggaran  | 0,0   | 0,0   | 1,7                     | 1,7     |
|                                |           |            |                          | Purwosari  | Siliragung  | 1 555,4   | 0,0                     | 52,1    |
|                                |           |            |                          | 3 615,2  | 0,0   | 69,1  | 3 684,3                 |         |
| 5                              | Curahjati | Grajagan   | Purwoharjo               | 1 477,4  | 820,5   | 3,3   | 2 301,2                 |         |
|                                |           |            | Bangorejo                | 537,8  | 0,0   | 3,6   | 541,4                   |         |
|                                |           |            | Bangorejo<br>Purwoharjo  | 0,0  | 0,0   | 1,7   | 1,7                     |         |
|                                |           |            | Curahjati                | Purwoharjo   | 1 397,0   | 0,0   | 4,6                     | 1 401,6 |
|                                |           |            |                          | Tegaldlimo   | 280,3   | 0,0   | 3,7                     | 284,0   |
|                                |           |            |                          | Purwoharjo<br>Tgldlimo   | 0,0   | 0,0   | 5,0                     | 5,0     |
|                                |           |            | Tegalsari                | Tegaldlimo   | 1 093,7   | 0,0   | 16,1                    | 1 109,8 |
|                                |           |            |                          | Purwoharjo<br>Tgldlimo   | 0,0   | 0,0   | 4,1                     | 4,1     |
|                                |           |            |                          | 4 786,2  | 820,5   | 42,1  | 5 648,8                 |         |

Sumber : Perum Perhutani Divisi Regional Jawa Timur Kesatuan Pemangkuan Hutan Banyuwangi Selatan

Source : Perum Perhutani Unit II of East Java Forest Management Unit South Banyuwangi

Lanjutan Tabel / Continuation of Table 5.6.5

| No             | BKPH       | RPH         | Kecamatan<br>Subdistrict | Luas<br>Hutan<br>Produksi<br>Production<br>Forest Area<br>(Ha) | Luas<br>Hutan Lin-<br>dung<br>Protected<br>Forest<br>Area<br>(Ha) | Luas (Ha) LDTI/<br>TBP Bukan<br>untuk Hutan<br>Produksi<br>Not<br>Production<br>Forest Area<br>(Ha) | Jumlah<br>Total<br>(Ha) |         |         |
|----------------|------------|-------------|--------------------------|--|---|---|-------------------------|---------|---------|
| (1)            | (2)        | (3)         | (4)                      | (5)  | (6)   | (7)   | (8)                     |         |         |
| 6              | Karetan    | Sumberjambe | Bangorejo                | 312,3  | 0,0   | 7,3   | 319,6                   |         |         |
|                |            |             | Siliragung               | 194,6  | 0,0   | 0,0   | 194,6                   |         |         |
|                |            |             | Bangorejo<br>Purwohrj    | 0,0  | 0,0   | 2,6   | 2,6                     |         |         |
|                |            |             | Pesanggaran              | 45,6   | 0,0   | 0,0   | 45,6                    |         |         |
|                |            |             | Pesanggaran<br>Bgrejo    | 0,0  | 0,0   | 2,4   | 2,4                     |         |         |
|                |            |             | Gaul                     | Purwoharjo   | 768,2   | 0,0   | 12,3                    | 780,5   |         |
|                |            |             | Bangorejo                | 1 020,2  | 0,0   | 1,1   | 1 021,3                 |         |         |
|                |            |             | Bangorejo<br>Purwohrj    | 1 220,8  | 0,0   | 9,3   | 1 230,1                 |         |         |
|                |            |             | Karetan                  | Purwoharjo   | 251,1   | 0,0   | 20,8                    | 271,9   |         |
|                |            |             | Bangorejo                | 0,0  | 0,0   | 1,1   | 1,1                     |         |         |
|                |            |             | Bangorejo<br>Purwohrj    | 0,0  | 0,0   | 2,6   | 2,6                     |         |         |
|                |            |             |                          |  |   | 3 812,8   | 0,0                     | 59,5    | 3 872,3 |
|                |            |             | 7                        | Blam-<br>bangan  | Kalipait  | Tegaldlimo  | 2 806,8                 | 0,0     | 6,5     |
| Kedunggebang   | Tegaldlimo | 1 158,3     |                          |  |   | 0,0   | 17,5                    | 1 175,8 |         |
| Muncar         | 3,1        | 0,0         |                          |  |   | 0,0   | 3,1                     |         |         |
| Purwo          | Tegaldlimo | 250,4       |                          |  |   | 0,0   | 8,2                     | 258,6   |         |
|                |            |             |                          |  |   | 4 218,6   | 0,0                     | 32,2    | 4 250,8 |
|                |            |             | 16 432,8                 | 820,5  | 202,9   | 17 456,2  |                         |         |         |
| Jumlah / Total |            |             |                          | 37 409,9   | 4 183,8   | 573,9   | 43 818,4                |         |         |

Sumber : Perum Perhutani Divisi Regional Jawa Timur Kesatuan Pemangkuan Hutan Banyuwangi Selatan  
 Source : Perum Perhutani Unit II of East Java Forest Management Unit South Banyuwangi

**Tabel** 5.6.6 **Produksi Hasil Hutan KPH Banyuwangi Selatan Menurut Jenis Produksi, 2017**  
**Table** 5.6.6 **Forestry Production South Banyuwangi KPH by Type Of Production, 2017**

| No. | Jenis Produksi<br>Type Of Production | Satuan<br>Unit | Produksi<br>Production |
|-----|--------------------------------------|----------------|------------------------|
| (1) | (2)                                  | (3)            | (4)                    |
| 1   | Kayu Pertukangan :                   |                |                        |
|     | - Jati                               | M3             | 16 902,51              |
|     | - Rimba                              | M3             | 2 694,26               |
| 2   | Kayu Bakar :                         |                |                        |
|     | - Jati                               | Sm             | -                      |
|     | - Rimba                              | Sm             | -                      |
| 3   | Getah Pinus                          | Ton            | 437,57                 |
| 4   | Getah Damar / Kopal                  | Ton            | -                      |
| 5   | Kelapa                               | Butir          | -                      |
| 6   | Gondrukem                            | Ton            | -                      |
| 7   | Terpentin                            | Ton            | -                      |
| 8   | Kopi                                 | Ton            | -                      |
| 9   | Rotan                                | Batang         | -                      |

Sumber : Perum Perhutani Divisi Regional Jawa Timur Kesatuan Pemangkuan Hutan Banyuwangi Selatan

Source : Perum Perhutani Unit II of East Java Forest Management Unit South Banyuwangi

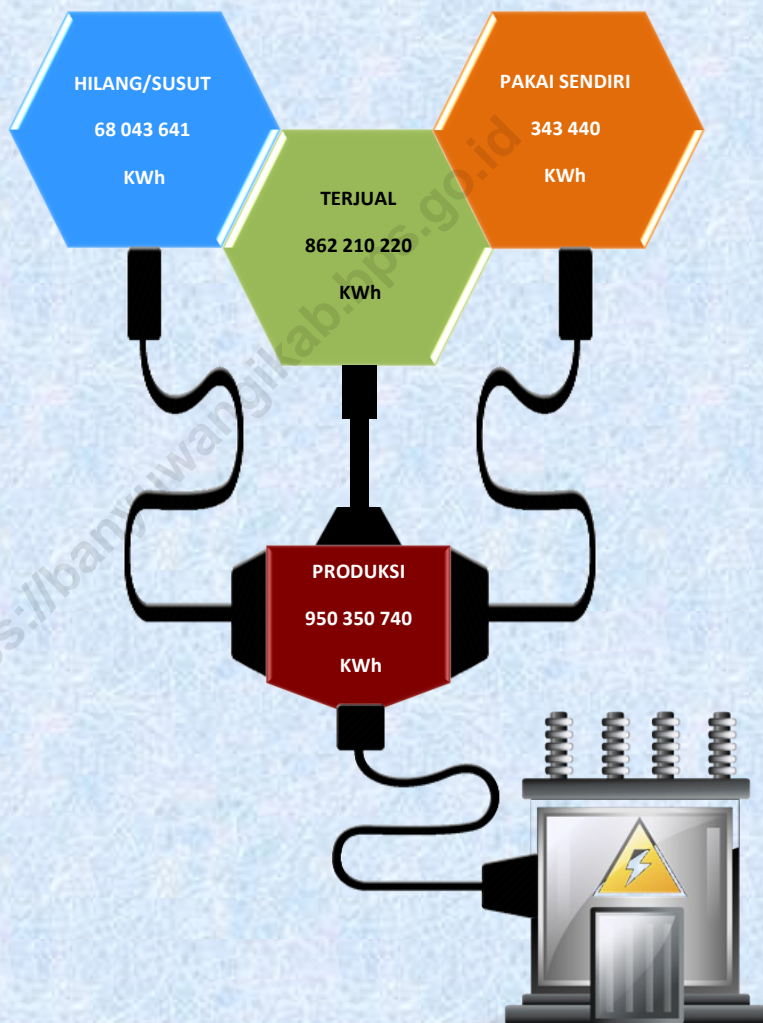
<https://banyuwangikab.bps.go.id>



# PERINDUSTRIAN DAN ENERGI

## INDUSTRY AND ENERGY

# 6





### Penjelasan Teknis

1. Perusahaan atau Usaha Industri suatu unit (kesatuan) usaha yang melakukan kegiatan ekonomi, bertujuan menghasilkan barang atau jasa terletak pada suatu bangunan atau lokasi tertentu, dan mempunyai catatan administrasi tersendiri tentang produksi dan struktur biaya serta ada seorang atau lebih yang bertanggung jawab atas usaha tersebut.
2. Klasifikasi Industri menurut KBLI (Kasifikasi Baku Lapangan Usaha Indonesia )
  15. Makanan dan Minuman
  16. Pengolahan Tembakau
  17. Tekstil
  18. Pakaian Jadi
  19. Kulit dan Barang dari Kulit dan Alas Kaki

### Technical Notes

1. *Company or Industry Business unit (Unity) businesses that perform economic activities, aims to produce goods or services located at a specific location or building, and has its own administrative records on production and cost structure as well as there are one or more individuals responsible for such business.*
2. *Industrial Classification according to ISIC (Indonesia Standard Industrial Classification )*
  15. *Food and Beverages*
  16. *Tobacco*
  17. *Textiles*
  18. *Wearing Apparel*
  19. *Tanning and Dressing of Leather*

## **INDUSTRY AND ENERGY**

- |  |  |
|--|--|
| 20. Kayu, Barang-barang dari Kayu (tidak termasuk furnitur), dan Barang-barang Anyaman   | 20. <i>Wood and Products of Wood except Furniture and Plaiting Materials</i> |
| 21. Kertas dan Barang dari Kertas  | 21. <i>Paper and Paper Products</i>  |
| 22. Penerbitan, Percetakan dan Reproduksi Media Rekaman  | 22. <i>Publishing, Printing And Reproduction of Recorded Media</i>           |
| 23. Batu Bara, Pengilangan Minyak Bumi dan Pengolahan Gas Bumi, Barang-barang dari Hasil Pengilangan Minyak Bumi, dan Bahan Nuklir | 23. <i>Coal, Refined Petroleum Products and Nuclear Fuel</i>                 |
| 24. Kimia dan Barang-barang dari Bahan Kimia   | 24. <i>Chemicals and Chemical Products</i>                                   |
| 25. Karet dan Barang dari Karet dan Barang dari Plastik  | 25. <i>Rubber and Plastics Products</i>                                      |
| 26. Barang Galian Bukan Logam  | 26. <i>Non-metallic Mineral Products</i>                                     |
| 27. Logam Dasar  | 27. <i>Basic Metals</i>  |
| 28. Barang-barang dari Logam, kecuali Mesin dan Peralatannya   | 28. <i>Fabricated Metal Products except Machinery and Equipments</i>         |
| 29. Mesin dan Perlengkapannya  | 29. <i>Machinery and Equipment</i>   |

## PERINDUSTRIAN DAN ENERGI

- |  |  |
|--|--|
| 30. Mesin dan Peralatan Kantor, Akuntansi dan Pengolahan Data                                  | 30. <i>Machinery and Electronic Office, Computing and Accounting Machinerics</i>       |
| 31. Mesin Listrik Lainnya dan Perlengkapannya  | 31. <i>Electrical Machinery and Equipments</i>   |
| 32. Radio, Televisi, dan Peralatan Komunikasi, serta Perlengkapannya                           | 32. <i>Radio, Television and Communication Equipment and Aparatus</i>                  |
| 33. Peralatan Kedokteran, Alat-alat Ukur, Peralatan Navigasi, Peralatan Optik, Jam dan Lonceng | 33. <i>Medical, Precision, Navigation, and Optical Instruments, Watches and Clocks</i> |
| 34. Kendaraan Bermotor   | 34. <i>Motor Vehicles, Trailers and Semitrailers</i>                                   |
| 35. Alat Angkutan, selain Kendaraan Bermotor Roda Empat atau Lebih                             | 35. <i>Other Transport Equipment</i>   |
| 36. Furnitur dan Pengolahan Lainnya  | 36. <i>Furniture and Other Manufacturing</i>   |
| 37. Daur Ulang   | 37. <i>Recycling</i>   |
- 
- |  |   |
|--|---|
| 3. Kebutuhan tenaga listrik di Kabupaten Banyuwangi sebagian besar dari Perusahaan Listrik Negara (PLN). | 3. <i>Electric power needs in the Regency of Banyuwangi were mostly from State Electricity Company (PLN).</i> |
|--|---|

## **INDUSTRY AND ENERGY**

4. Perusahaan Listrik Negara (PLN) adalah Perusahaan Umum Milik Negara yang mempunyai aktivitas kegiatan pembangkitan, transmisi, dan distribusi tenaga listrik.
  5. Perusahaan Air Bersih adalah perusahaan yang mempunyai aktivitas dalam penampungan, penjernihan, dan penyaluran air baku atau air bersih dari terminal air melalui saluran air, pipa atau mobil tangka (dalam satu pengelolaan administrasi dengan kegiatan ekonomi) kepada rumah tangga, perusahaan industri, atau pengguna komersial lainnya.
  6. Jumlah listrik/air bersih yang terjual adalah banyaknya listrik/air bersih yang disalurkan kepada para pelanggan.
4. *State Electricity Company (PLN) is a State owned company that has activities for electricity production, transmission and electricity distribution.*
  5. *The Water Supply Company (PDAM) is a company with several activities such as the collection and purification of water and the distribution of the raw water or clean water from water terminal through aqueducts, pipes Or tankcars (in one administrative management with economic activity) to households, industries, and other commercial users.*
  6. *Sold electricity/cleaned water is total electricity/cleaned water distributed to customers.*

**6.1 PERINDUSTRIAN  
INDUSTRY**

**Tabel 6.1.1** Jumlah Industri Menurut Jenis di Kabupaten Banyuwangi, 2017  
*Table* **Number of Industries by Type of Banyuwangi Regency, 2015**

| Kecamatan<br><i>Subdistrict</i> | Makanan dan<br>Minuman | Tembakau  | Tekstil      | Pakaian Jadi |
|---------------------------------|------------------------|-----------|--------------|--------------|
| (1)                             | (2)                    | (3)       | (4)          | (5)          |
| 010 Pesanggaran                 | 333                    | 0         | 25           | 23           |
| 011 Siliragung                  | 265                    | 0         | 40           | 14           |
| 020 Bangorejo                   | 225                    | 0         | 44           | 32           |
| 030 Purwoharjo                  | 92                     | 0         | 33           | 0            |
| 040 Tegaldlimo                  | 50                     | 0         | 12           | 0            |
| 050 Muncar                      | 127                    | 0         | 3            | 0            |
| 060 Cluring                     | 57                     | 0         | 42           | 0            |
| 070 Gambiran                    | 169                    | 0         | 103          | 0            |
| 071 Tegalsari                   | 178                    | 0         | 27           | 0            |
| 080 Glenmore                    | 290                    | 0         | 7            | 0            |
| 090 Kalibaru                    | 337                    | 1         | 2            | 0            |
| 100 Genteng                     | 167                    | 0         | 160          | 60           |
| 110 Srono                       | 847                    | 0         | 42           | 0            |
| 120 Rogojampi                   | 170                    | 2         | 102          | 0            |
| 121 Blimbingsari                | 495                    | 0         | 201          | 0            |
| 130 Kabat                       | 461                    | 3         | 294          | 0            |
| 140 Singojuruh                  | 54                     | 3         | 125          | 15           |
| 150 Sempu                       | 470                    | 0         | 184          | 0            |
| 160 Songgon                     | 58                     | 2         | 349          | 0            |
| 170 Glagah                      | 79                     | 0         | 33           | 0            |
| 171 Licin                       | 96                     | 0         | 21           | 0            |
| 180 Banyuwangi                  | 418                    | 4         | 32           | 11           |
| 190 Giri                        | 13                     | 0         | 118          | 0            |
| 200 Kalipuro                    | 152                    | 0         | 7            | 0            |
| 210 Wongsorejo                  | 82                     | 0         | 37           | 0            |
| <b>Banyuwangi</b>               | <b>5 685</b>           | <b>15</b> | <b>2 043</b> | <b>155</b>   |

Sumber : Dinas Perindustrian, Perdagangan dan Pertambangan Kabupaten Banyuwangi  
Source : *Industry, Trade and Mining Services of Banyuwangi Regency*

## INDUSTRY AND ENERGY

Lanjutan Tabel / Continuation of Table 6.1.1

| Kecamatan<br><i>Subdistrict</i> | Kulit Barang dari Kulit<br>dan Alas Kaki | Kayu, Barang Dari Kayu<br>(Tidak Termasuk<br>Furnitur) | Penerbitan Percetakan<br>dan Reproduksi Media |
|---------------------------------|--|--|---|
| (1)                             | (5)                                      | (6)  | (7)   |
| 010 Pesanggaran                 | 25                                       | 2  | 2   |
| 011 Siliragung                  | 40                                       | 108  | 0   |
| 020 Bangorejo                   | 44                                       | 52   | 4   |
| 030 Purwoharjo                  | 33                                       | 52   | 4   |
| 040 Tegaldlimo                  | 12                                       | 34   | 1   |
| 050 Muncar                      | 3  | 47   | 0   |
| 060 Cluring                     | 42                                       | 78   | 1   |
| 070 Gambiran                    | 103                                      | 20   | 4   |
| 071 Tegalsari                   | 27                                       | 141  | 0   |
| 080 Glenmore                    | 7  | 2  | 0   |
| 090 Kalibaru                    | 2  | 6  | 0   |
| 100 Genteng                     | 160                                      | 102  | 0   |
| 110 Srono                       | 42                                       | 1 066  | 0   |
| 120 Rogojampi                   | 102                                      | 277  | 0   |
| 121 Blimbingsari                | 201                                      | 519  | 0   |
| 130 Kabat                       | 294                                      | 53   | 0   |
| 140 Singojuruh                  | 125                                      | 114  | 6   |
| 150 Sempu                       | 184                                      | 54   | 3   |
| 160 Songgon                     | 349                                      | 7  | 1   |
| 170 Glagah                      | 33                                       | 57   | 0   |
| 171 Licin                       | 21                                       | 36   | 0   |
| 180 Banyuwangi                  | 31                                       | 76   | 0   |
| 190 Giri                        | 118                                      | 43   | 0   |
| 200 Kalipuro                    | 7  | 265  | 0   |
| 210 Wongsorejo                  | 37                                       | 64   | 0   |
| <b>Banyuwangi</b>               | <b>2 042</b>                             | <b>3 275</b>   | <b>26</b>                                     |

Sumber : Dinas Perindustrian, Perdagangan dan Pertambangan Kabupaten Banyuwangi

Source : Industry, Trade and Mining Services of Banyuwangi Regency



## PERINDUSTRIAN DAN ENERGI

Lanjutan Tabel / *Continuation of Table 6.1.1*

| Kecamatan         | Barang Galian Bukan Logam | Barang Dari Logam<br>Kecuali Mesin dan Peralatannya | Barang Lainnya |
|-------------------|---------------------------|---|----------------|
| (1)               | (9)                       | (110)   | (11)           |
| 010 Pesanggaran   | 34                        | 33  | 6              |
| 011 Siliragung    | 52                        | 50  | 31             |
| 020 Bangorejo     | 29                        | 33  | 24             |
| 030 Purwoharjo    | 71                        | 46  | 52             |
| 040 Tegaldimo     | 629                       | 40  | 47             |
| 050 Muncar        | 81                        | 6   | 733            |
| 060 Cluring       | 43                        | 13  | 115            |
| 070 Gambiran      | 87                        | 41  | 49             |
| 071 Tegalsari     | 68                        | 1   | 0              |
| 080 Glenmore      | 16                        | 9   | 22             |
| 090 Kalibaru      | 14                        | 19  | 38             |
| 100 Genteng       | 450                       | 14  | 21             |
| 110 Srono         | 130                       | 6   | 619            |
| 120 Rogojampi     | 88                        | 14  | 30             |
| 121 Blimbingsari  | 62                        | 3   | 265            |
| 130 Kabat         | 76                        | 18  | 59             |
| 140 Singojuruh    | 43                        | 56  | 78             |
| 150 Sempu         | 50                        | 3   | 32             |
| 160 Songgon       | 10                        | 27  | 7              |
| 170 Glagah        | 99                        | 15  | 76             |
| 171 Licin         | 13                        | 8   | 42             |
| 180 Banyuwangi    | 63                        | 8   | 6              |
| 190 Giri          | 3                         | 2   | 11             |
| 200 Kalipuro      | 34                        | 23  | 10             |
| 210 Wongsorejo    | 44                        | 7   | 5              |
| <b>Banyuwangi</b> | <b>2 289</b>              | <b>495</b>  | <b>2 378</b>   |

Sumber : Dinas Perindustrian, Perdagangan dan Pertambangan Kabupaten Banyuwangi

Source : *Industry, Trade and Mining Services of Banyuwangi Regency*

## INDUSTRY AND ENERGY

### Jumlah Tenaga Kerja Perindustrian Menurut Jenis Kabupaten Banyuwangi, 2017

**Tabel**  
**Table** 6.1.2

#### Number of Industries Labour by Type of Banyuwangi Regency, 2017

| Kecamatan<br>Subdistrict | Makanan dan<br>Minuman | Tembakau  | Tekstil    | Pakaian Jadi | Kulit, Barang<br>dari kulit, dan<br>Alas Kaki |
|--------------------------|------------------------|-----------|------------|--------------|---|
| (1)                      | (2)                    | (3)       | (4)        | (5)          | (6)   |
| 010 Pesanggaran          | 1 520                  | 0         | 0          | 0            | 0   |
| 011 Siliragung           | 599                    | 0         | 0          | 16           | 168   |
| 020 Bangorejo            | 540                    | 0         | 0          | 19           | 3   |
| 030 Purwoharjo           | 275                    | 0         | 16         | 14           | 0   |
| 040 Tegaldlimo           | 150                    | 0         | 0          | 8            | 0   |
| 050 Muncar               | 4 655                  | 15        | 0          | 13           | 0   |
| 060 Cluring              | 242                    | 0         | 36         | 94           | 8   |
| 070 Gambiran             | 797                    | 0         | 0          | 625          | 8   |
| 071 Tegalsari            | 430                    | 0         | 0          | 110          | 0   |
| 080 Glenmore             | 2 577                  | 0         | 0          | 38           | 26  |
| 090 Kalibaru             | 515                    | 0         | 0          | 35           | 0   |
| 100 Genteng              | 520                    | 6         | 0          | 1 080        | 4   |
| 110 Srono                | 1 750                  | 0         | 0          | 111          | 0   |
| 120 Rogojampi            | 1 420                  | 0         | 0          | 1 299        | 14  |
| 130 Kabat                | 815                    | 0         | 50         | 560          | 0   |
| 140 Singojuruh           | 180                    | 0         | 0          | 200          | 10  |
| 150 Sempu                | 920                    | 0         | 25         | 136          | 8   |
| 160 Songgon              | 299                    | 0         | 0          | 650          | 0   |
| 170 Glagah               | 183                    | 0         | 0          | 42           | 0   |
| 171 Licin                | 158                    | 0         | 0          | 20           | 15  |
| 180 Banyuwangi           | 1 285                  | 18        | 26         | 0            | 0   |
| 190 Giri                 | 235                    | 0         | 0          | 0            | 8   |
| 200 Kalipuro             | 675                    | 0         | 6          | 17           | 0   |
| 210 Wongsorejo           | 390                    | 0         | 0          | 50           | 0   |
| <b>Banyuwangi</b>        | <b>21 130</b>          | <b>39</b> | <b>159</b> | <b>5 137</b> | <b>272</b>                                    |

Sumber : Dinas Perindustrian, Perdagangan dan Pertambangan Kabupaten Banyuwangi

Source : Industry, Trade and Mining Services of Banyuwangi Regency

## PERINDUSTRIAN DAN ENERGI

Lanjutan Tabel / *Continuation of Table 6.1.2*

| Kecamatan<br><i>Subdistrict</i> | Kayu, Barang-barang dari kayu<br>(Tidak termasuk Furnitur) dan<br>barang-barang Anyaman Dari<br>Rotan, Bambu dan Sejenisnya | Kertas, Barang Dari<br>Kertas, dan<br>Sejenisnya | Penerbitan,<br>Percetakan dan<br>Reproduksi Media<br>Rekaman |
|---------------------------------|---|--|--|
| (1)                             | (7)   | (8)  | (9)  |
| 010 Pesanggaran                 | 8   | 0  | 0  |
| 011 Siliragung                  | 0   | 0  | 165  |
| 020 Bangorejo                   | 93  | 0  | 3  |
| 030 Purwoharjo                  | 195   | 0  | 8  |
| 040 Tegaldimo                   | 35  | 0  | 0  |
| 050 Muncar                      | 3 152   | 0  | 0  |
| 060 Cluring                     | 520   | 0  | 5  |
| 070 Gambiran                    | 25  | 0  | 22   |
| 071 Tegalsari                   | 254   | 0  | 0  |
| 080 Glenmore                    | 16  | 3  | 23   |
| 090 Kalibaru                    | 55  | 0  | 5  |
| 100 Genteng                     | 390   | 8  | 18   |
| 110 Srono                       | 3 700   | 0  | 8  |
| 120 Rogojampi                   | 675   | 0  | 23   |
| 130 Kabat                       | 145   | 0  | 0  |
| 140 Singojuruh                  | 100   | 0  | 25   |
| 150 Sempu                       | 115   | 0  | 9  |
| 160 Songgon                     | 50  | 0  | 0  |
| 170 Glagah                      | 94  | 0  | 0  |
| 171 Licin                       | 80  | 0  | 0  |
| 180 Banyuwangi                  | 46  | 0  | 0  |
| 190 Giri                        | 26  | 0  | 3  |
| 200 Kalipuro                    | 735   | 0  | 0  |
| 210 Wongsorejo                  | 55  | 0  | 0  |
| <b>Banyuwangi</b>               | <b>10 564</b>   | <b>11</b>  | <b>317</b>   |

Sumber : Dinas Perindustrian, Perdagangan dan Pertambangan Kabupaten Banyuwangi

Source : *Industry, Trade and Mining Services of Banyuwangi Regency*

## INDUSTRY AND ENERGY

Lanjutan Tabel / Continuation of Table 6.1.2

| Kecamatan         | Barang Galian<br>Bukan Logam | Barang dari Logam,<br>Kecuali Mesin dan<br>Peralatannya | Furniture dan<br>Pengolahan<br>Lainnya | Daur Ulang |
|-------------------|------------------------------|---|--|------------|
| (1)               | (10)                         | (11)  | (12)                                   | (13)       |
| 010 Pesanggaran   | 63                           | 8   | 60                                     | 0          |
| 011 Siliragung    | 6                            | 35  | 0                                      | 0          |
| 020 Bangorejo     | 48                           | 7   | 0                                      | 0          |
| 030 Purwoharjo    | 226                          | 18  | 450                                    | 0          |
| 040 Tegaldlimo    | 3 700                        | 0   | 45                                     | 0          |
| 050 Muncar        | 285                          | 23  | 35                                     | 0          |
| 060 Cluring       | 140                          | 50  | 80                                     | 0          |
| 070 Gambiran      | 725                          | 20  | 60                                     | 0          |
| 071 Tegalsari     | 90                           | 8   | 70                                     | 0          |
| 080 Glenmore      | 43                           | 10  | 96                                     | 0          |
| 090 Kalibaru      | 65                           | 230   | 67                                     | 0          |
| 100 Genteng       | 725                          | 20  | 58                                     | 0          |
| 110 Srono         | 389                          | 25  | 60                                     | 0          |
| 120 Rogojampi     | 335                          | 66  | 280                                    | 0          |
| 130 Kabat         | 196                          | 35  | 324                                    | 0          |
| 140 Singojuruh    | 145                          | 125   | 135                                    | 0          |
| 150 Sempu         | 180                          | 35  | 100                                    | 0          |
| 160 Songgon       | 45                           | 40  | 170                                    | 0          |
| 170 Glagah        | 345                          | 16  | 360                                    | 0          |
| 171 Licin         | 35                           | 35  | 38                                     | 0          |
| 180 Banyuwangi    | 180                          | 36  | 260                                    | 0          |
| 190 Giri          | 35                           | 20  | 56                                     | 0          |
| 200 Kalipuro      | 240                          | 45  | 320                                    | 10         |
| 210 Wongsorejo    | 120                          | 23  | 390                                    | 0          |
| <b>Banyuwangi</b> | <b>8 361</b>                 | <b>930</b>  | <b>3 514</b>                           | <b>10</b>  |

Sumber : Dinas Perindustrian, Perdagangan dan Pertambangan Kabupaten Banyuwangi

Source : Industry, Trade and Mining Services of Banyuwangi Regency

6.2 ENERGI  
ENERGY

Tabel  
Table

6.2.1 Daya Terpasang, Produksi, dan Distribusi Listrik PT. PLN (Persero) pada Cabang/Ranting PLN Kabupaten Banyuwangi, 2008-2017  
*Installed Power, Production, and Distribution of Electricity PT. PLN (Persero) on Branch/Twig PLN of Banyuwangi Regency, 2008-2017*

| Tahun<br>Year | Daya<br>Terpasang<br><i>Installed<br/>Power<br/>(VA)</i> | Produksi<br>Listrik<br><i>Production<br/>(KWh)</i> | Listrik<br>Terjual<br><i>Sold<br/>Electricity<br/>(KWh)</i> | Dipakai<br>Sendiri<br><i>Own<br/>Consumption<br/>(KWh)</i> | Susut/Hilang<br><i>Shrinkage/<br/>Missing<br/>(KWh)</i> |
|---------------|--|--|---|--|---|
| (1)           | (2)  | (3)  | (4)   | (5)  | (6)   |
| 2008          | 276 272 950  | 492 870 327  | 456 943 224   | 851 042  | 35 076 061  |
| 2009          | 301 386 400  | 537 672 666  | 487 712 934   | 557 987  | 49 401 745  |
| 2010          | 327 958 000  | 563 965 215  | 509 056 599   | 571 868  | 54 336 748  |
| 2011          | 357 544 450  | 587 666 675  | 533 085 291   | 530 745  | 54 050 639  |
| 2012          | 397 379 950  | 649 457 378  | 594 729 682   | 555 833  | 54 171 864  |
| 2013          | 439 862 100  | 714 435 809  | 652 976 725   | 480 942  | 61 459 084  |
| 2014          | 504 693 570  | 800 633 819  | 726 255 621   | 504 989  | 74 378 198  |
| 2015          | 551 424 340  | 907 919 925  | 830 541 379   | 253 115  | 77 378 546  |
| 2016          | 605 197 390  | 941 499 467  | 862 210 220   | 395 130  | 79 289 241  |
| 2017          | 633 176 050  | 950 350 740  | 882 307 091   | 343 440  | 68 043 641  |

Sumber : PT. PLN (Persero) Distribusi Jawa Timur Area Banyuwangi

Source : State Electricity Company of Banyuwangi Area East Java Distribution

## INDUSTRY AND ENERGY

**Tabel**  
**Table**

6.2.2

### Banyaknya Pelanggan Listrik Menurut Kecamatan Kabupaten Banyuwangi 2012-2017

#### Number of Electric Customers by Subdistrict of Banyuwangi Regency 2012-2017

| Kecamatan<br>Subdistrict | 2012    | 2013    | 2014    | 2015    | 2016    | 2017    |
|--------------------------|---------|---------|---------|---------|---------|---------|
| (1)                      | (2)     | (3)     | (4)     | (5)     | (6)     | (7)     |
| 010 Pesanggaran          | 11 877  | 13 014  | 14 128  | 14 835  | 16 459  | 17 884  |
| 011 Siliragung           | 10 780  | 11 524  | 12 638  | 13 049  | 13 900  | 14 457  |
| 020 Bangorejo            | 15 365  | 17 083  | 18 197  | 18 974  | 19 583  | 21 476  |
| 030 Purwoharjo           | 16 117  | 17 089  | 18 203  | 19 137  | 20 750  | 21 160  |
| 040 Tegaldlimo           | 14 825  | 15 485  | 16 599  | 17 063  | 17 753  | 18 042  |
| 050 Muncar               | 29 989  | 31 579  | 32 696  | 34 653  | 36 443  | 38 110  |
| 060 Cluring              | 17 836  | 18 693  | 19 807  | 20 732  | 21 706  | 23 129  |
| 070 Gambiran             | 15 863  | 17 091  | 18 205  | 18 881  | 19 776  | 20 449  |
| 071 Tegalsari            | 9 899   | 10 647  | 11 761  | 11 834  | 12 416  | 13 299  |
| 080 Glenmore             | 15 367  | 16 744  | 17 858  | 18 846  | 19 897  | 20 428  |
| 090 Kalibaru             | 11 433  | 12 748  | 13 862  | 14 999  | 15 381  | 18 014  |
| 100 Genteng              | 20 879  | 21 991  | 23 105  | 24 658  | 25 783  | 27 198  |
| 110 Srono                | 22 232  | 23 408  | 24 524  | 25 967  | 26 877  | 28 278  |
| 120 Rogojampi            | 23 524  | 23 814  | 24 931  | 27 008  | 28 493  | 17 535  |
| 121 Blimbingsari         |         |         |         |         |         | 14 789  |
| 130 Kabat                | 15 031  | 16 592  | 17 706  | 19 305  | 20 520  | 19 332  |
| 140 Singojuruh           | 10 020  | 10 996  | 12 110  | 12 516  | 13 124  | 12 929  |
| 150 Sempu                | 17 731  | 19 415  | 20 530  | 21 493  | 22 478  | 23 869  |
| 160 Songgon              | 11 273  | 12 226  | 13 340  | 14 144  | 14 525  | 15 966  |
| 170 Glagah               | 7 201   | 7 853   | 8 967   | 9 095   | 9 462   | 10 102  |
| 171 Licin                | 5 005   | 5 232   | 6 346   | 6 519   | 6 968   | 7 477   |
| 180 Banyuwangi           | 31 997  | 33 733  | 34 850  | 36 646  | 37 622  | 39 307  |
| 190 Giri                 | 7 198   | 7 888   | 9 002   | 8 831   | 9 872   | 10 520  |
| 200 Kalipuro             | 15 807  | 17 311  | 18 425  | 20 764  | 22 226  | 23 675  |
| 210 Wongsorejo           | 14 077  | 17 148  | 18 265  | 19 646  | 20 716  | 19 787  |
| Banyuwangi               | 371 326 | 399 304 | 426 055 | 449 595 | 472 730 | 497 212 |

Sumber : PT. PLN (Persero) Distribusi Jawa Timur Area Banyuwangi

Source : State Electricity Company of Banyuwangi Area East Java Distribution

Tabel  
Table

6.2.3

Jumlah Pelanggan dan Daya Tersambung (KVA) Menurut Golongan Tarif, 2016-2017

*Number of Customers and Installed Electrical Power (KVA) by Type and Group Rates, 2016-2017*

| Jenis Tarif<br><i>Types of Rates</i> | Penggunaan<br><i>Utilizati</i> | 2016                          |            | 2017                          |            |
|--------------------------------------|--------------------------------|-------------------------------|------------|-------------------------------|------------|
|                                      |                                | Pelanggan<br><i>Customers</i> | KVA        | Pelanggan<br><i>Customers</i> | KVA        |
| (1)                                  | (2)                            | (5)                           | (6)        | (7)                           | (8)        |
| R                                    | Rumah tangga                   | 268 062,00                    | 201 663,00 | 443 575,00                    | 371 658,00 |
| P                                    | Kantor                         | 549,00                        | 4 761,00   | 725,00                        | 5 638,00   |
| S2                                   | Sosial                         | 8 130,00                      | 15 361,00  | 13 490,00                     | 22 863,00  |
| B                                    | Usaha                          | 14 931,00                     | 47 293,00  | 37 367,00                     | 101 353,00 |
| I                                    | Industri                       | 559,00                        | 142 203,00 | 619,00                        | 126 017,00 |
| P3                                   | Penerangan jalan               | 1 255,00                      | 5 250,00   | 1 407,00                      | 5 493,00   |
| L                                    | Layanan Khusus                 |                               |            | 28,00                         | 154,00     |
| Listrik Prabayar                     |                                | 179 244,00                    | 188 667,00 | 208 519,00                    | 231 609,00 |
| Listrik Pascabayar                   |                                |                               |            | 288 692,00                    | 401 567,00 |
| Jumlah / Total                       |                                | 472 730,00                    | 605 198,00 | 497 211,00                    | 633 176,00 |

Sumber : PT. PLN (Persero) Distribusi Jawa Timur Area Banyuwangi

Source : State Electricity Company of Banyuwangi Area East Java Distribution

## INDUSTRY AND ENERGY

**Tabel** 6.2.4 **Jumlah Pelanggan dan Energi Terjual (kWh) Menurut Golongan Tarif 2016-2017**  
**Table** 6.2.4 **Number of Customers and Sold Energy (kWh) by Group Rates, 2016-2017**

| Jenis Tarif<br>Types Of<br>Rates | Penggunaan<br>Utilization | 2016                   |             | 2017                   |             |
|----------------------------------|---------------------------|------------------------|-------------|------------------------|-------------|
|                                  |                           | Pelanggan<br>Customers | KWH         | Pelanggan<br>Customers | KWH         |
| (1)                              | (2)                       | (3)                    | (4)         | (5)                    | (6)         |
| R                                | Rumah tangga              | 272 091                | 347 801 243 | 443 757                | 511 843 748 |
| P                                | Kantor                    | 540                    | 6 541 755   | 725                    | 7 818 187   |
| S                                | Sosial                    | 8 229                  | 21 001 734  | 13 490                 | 29 799 763  |
| B                                | Usaha                     | 15 087                 | 72 688 140  | 37 367                 | 114 306 378 |
| I                                | Industri                  | 529                    | 224 125 355 | 619                    | 201 775 438 |
| P3                               | Peneranganjalan           | 1 141                  | 15 719 821  | 1 407                  | 16 394 819  |
| L                                | Layanan Khusus            |                        |             | 28                     | 368 758     |
| Listrik Prabayar                 |                           | 151 470                | 142 348 632 | 208 519                | 217 992 573 |
| Listrik Pascabayar               |                           |                        |             | 288 692                | 664 314 518 |
| Jumlah / Total                   |                           | 449 092                | 830 541 228 | 497 211                | 882 307 091 |

Sumber : PT. PLN (Persero) Distribusi Jawa Timur Area Banyuwangi

Source : State Electricity Company of Banyuwangi Area East Java Distribution



**Tabel** 6.2.5 **Banyaknya Pelanggan PDAM Menurut Jenis Konsumen Kabupaten Banyuwangi, 2013-2017**  
**Table** 6.2.5 **Number of PDAM Customers by Type of Consumer of Banyuwangi Regency 2013-2017**

| Jenis Konsumen<br>Type of Consumer | 2013   | 2014   | 2015   | 2016   | 2017   |
|------------------------------------|--------|--------|--------|--------|--------|
| (1)                                | (2)    | (3)    | (4)    | (5)    | (6)    |
| Sosial<br>Social                   |        |        |        |        |        |
| Umum<br>Public                     | 90     | 91     | 88     | 79     | 58     |
| Khusus<br>Specific                 | 944    | 985    | 1 016  | 1 042  | 1 104  |
| Non Niaga                          |        |        |        |        |        |
| Rumah tangga                       | 38 689 | 41 601 | 44 348 | 46 007 | 47 190 |
| Instansi Pemerintah                | 229    | 218    | 236    | 247    | 244    |
| Niaga                              |        |        |        |        |        |
| Kecil                              | 523    | 549    | 553    | 606    | 783    |
| Besar                              | 2 138  | 2 176  | 2 154  | 2 155  | 2 178  |
| Industri                           |        |        |        |        |        |
| Kecil                              | 11     | 9      | 10     | 10     | 10     |
| Besar                              | 18     | 17     | 17     | 17     | 15     |
| Khusus                             |        |        |        |        |        |
| Pelabuhan                          | -      | -      | -      | -      | -      |
| Lainnya                            | -      | -      | -      | -      | -      |
| Jumlah/ Total                      | 42 642 | 45 646 | 48 422 | 50 163 | 51 582 |

Sumber : Perusahaan Daerah Air Minum Kabupaten Banyuwangi

Source : Regional Water Company of Banyuwangi Regency

## INDUSTRY AND ENERGY

**Tabel**  
**Table**

6.2.6

**Banyaknya Air Minum yang Disalurkan Menurut Jenis Konsumen  
Kabupaten Banyuwangi, 2013-2017**

*Number of Drinking Water Distributed by Type of Consumer of Banyuwangi  
Regency, 2013-2017*

| <b>Jenis Konsumen</b><br><b>Type of Consumer</b> | <b>2013</b>   | <b>2014</b>   | <b>2015</b>   | <b>2016</b>   | <b>2017</b>   |
|--|---------------|---------------|---------------|---------------|---------------|
| (1)  | (2)           | (3)           | (4)           | (5)           | (6)           |
| Sosial   |               |               |               |               |               |
| Umum   | 88            | 90            | 90            | 85            | 64            |
| Khusus   | 915           | 944           | 1 044         | 1 088         | 1144          |
| Non Niaga  |               |               |               |               |               |
| Rumahtangga                                      | 36 169        | 38 689        | 43 202        | 45 128        | 46440         |
| Instansi<br>Pemerintah                           | 228           | 229           | 240           | 253           | 262           |
| Niaga  |               |               |               |               |               |
| Kecil  | 479           | 523           | 616           | 673           | 880           |
| Besar  | 2 141         | 21.38         | 2 287         | 2 315         | 2354          |
| Industri   |               |               |               |               |               |
| Kecil  | 11            | 11            | 10            | 10            | 10            |
| Besar  | 19            | 18            | 18            | 18            | 15            |
| Khusus   |               |               |               |               |               |
| Pelabuhan  | -             | -             | -             | -             | -             |
| Lainnya  | -             | -             | -             | -             | -             |
| <b>Jumlah/Total</b>                              | <b>40 050</b> | <b>42 642</b> | <b>47 507</b> | <b>49 570</b> | <b>51 169</b> |

Sumber : Perusahaan Daerah Air Minum Kabupaten Banyuwangi

Source : Regional Water Company of Banyuwangi Regency

**Tabel** 6.2.7 **Air Minum PDAM Yang Terjual Menurut Bulan, 2017**  
**Table** 6.2.7 **Drinking Water of PDAM Sold By Month, 2017**

| Bulan<br><i>Month</i>         | Banyaknya Air Yang Terjual<br><i>Number of Sold Water</i><br>( M <sup>3</sup> ) |
|-------------------------------|---|
| (1)                           | (2)   |
| Januari<br><i>January</i>     | 1 013 107   |
| Pebruari<br><i>February</i>   | 1 077 263   |
| Maret<br><i>March</i>         | 998 473   |
| April<br><i>April</i>         | 1 092 423   |
| Mei<br><i>May</i>             | 1 070 825   |
| Juni<br><i>June</i>           | 1 037 708   |
| Juli<br><i>July</i>           | 1 088 722   |
| Agustus<br><i>August</i>      | 1 064 367   |
| September<br><i>September</i> | 1 125 621   |
| Oktober<br><i>October</i>     | 1 061 764   |
| November<br><i>November</i>   | 1 196 340   |
| Desember<br><i>December</i>   | 936 737   |
| Jumlah / <i>Total</i>         | 12 764 350  |

Sumber : Perusahaan Daerah Air Minum Kabupaten Banyuwangi

Source : *Regional Water Company of Banyuwangi Regency*

## INDUSTRY AND ENERGY

**Tabel** 6.2.8 **Banyaknya Pelanggan Air Minum yang Disalurkan PDAM dan Nilainya Menurut Kategori Pelanggan, 2017**  
**Table** 6.2.8 **Number of PDAM Customers Drinking Water Distributed and Its Value According to Customer Categories, 2017**

| Kategori Pelanggan<br><i>Customer Categories</i>    | Banyaknya Pelanggan<br>Akhir Tahun<br><i>End of the Year<br/>Customers</i> | Air minum yang Disalurkan<br><i>Drinking Water Distributed</i> |                               |
|---|--|--|-------------------------------|
|   |  | Banyaknya<br><i>Quantity</i><br>(M <sup>3</sup> )              | Nilai<br><i>Value</i><br>(Rp) |
| (1)   | (2)  | (3)  | (4)                           |
| 1. Rumah Tempat Tinggal                             |  |  |                               |
| R1  | 37   | 9 698  | 14 783 150                    |
| R2  | 41 879   | 9 589 647  | 20 932 624 930                |
| R3  | 5 274  | 1 433 551  | 3 892 621 770                 |
| 2. Hotel / Obyek Pariwisata                         |  |  |                               |
| N1  | 783  | 222 851  | 827 903 545                   |
| N2  | 1 975  | 509 486  | 2 369 559 905                 |
| N3  | 203  | 134 274  | 786 664 538                   |
| 3. Badan Sosial, Rumah Sakit dan Tempat Peribadatan |  |  |                               |
| S2  | 1 011  | 503 980  | 551 719 965                   |
| S3  | 93   | 84 828   | 125 438 750                   |
| 4. Hidran   | 58   | 72 212   | 44 852 770                    |
| 5. Perumahan, Pertokoan, Industri                   |  |  |                               |
| I1  | 10   | 6 601  | 66 320 200                    |
| I2  | 10   | 6 735  | 68 898 520                    |
| I3  | 5  | 3 093  | 58 548 035                    |
| 6. Instansi Pemerintahan                            |  |  |                               |
| IP1   | 244  | 182 954  | 525 073 300                   |
| IP2   |  |  |                               |
| 7. Lain-lain / Truk Tangki                          |  | 4 440  | 308 387 750                   |
| Tahun/Year 2017                                     | 51 582   | 12 764 350   | 30 573 397 128                |

Sumber : Perusahaan Daerah Air Minum Kabupaten Banyuwangi  
 Source : Regional Water Company of Banyuwangi Regency

**Tabel**  
**Table** 6.2.9 **Banyaknya Pelanggan, Konsumsi, Nilai Penjualan, dan Harga Rata-rata PDAM, 2017**  
*Number of Customers, Consumption, Sales Value, and Average Price of PDAM, 2017*

| Jenis Pelanggan<br><i>Customer Categories</i>       | Jumlah Pelanggan<br><i>Number of Customers</i> | Konsumsi<br><i>Consumption (M<sup>3</sup>)</i> | Nilai Penjualan<br><i>Sales Value (Rp)</i> | Harga Rata-rata<br><i>Average Price (Rp/M<sup>3</sup>)</i> |
|---|--|--|--|--|
| (1)   | (2)  | (3)  | (4)  | (5)  |
| 1. Rumah Tempat Tinggal                             |  |  |  |  |
| R1  | 37   | 9 698  | 14 783 150                                 | 1 524  |
| R2  | 41 879   | 9 589 647                                      | 20 932 624 930                             | 2 182  |
| R3  | 5 274  | 1 433 551                                      | 3 892 621 770                              | 2 715  |
| 2. Hotel / Obyek Pariwisata                         |  |  |  |  |
| N1  | 783  | 222 851  | 827 903 545                                | 3 715  |
| N2  | 1 975  | 509 486  | 2 369 559 905                              | 4 650  |
| N3  | 203  | 134 274  | 786 664 538                                | 5 858  |
| 3. Badan Sosial, Rumah Sakit dan Tempat Peribadatan |  |  |  |  |
| S2  | 1 011  | 503 980  | 551 719 965                                | 1 094  |
| S3  | 93   | 84 828   | 125 438 750                                | 1 478  |
| 4. Hidran   |  |  |  |  |
|   | 58   | 72 212   | 44 852 770                                 | 621  |
| 5. Perumahan, Pertokoan, Industri                   |  |  |  |  |
| I1  | 10   | 6 601  | 66 320 200                                 | 10 046   |
| I2  | 10   | 6 735  | 68 898 520                                 | 10 229   |
| I3  | 5  | 3 093  | 58 548 035                                 | 18 989   |
| 6. Instansi Pemerintahan                            |  |  |  |  |
| IP1   | 244  | 182 954  | 525 073 300                                | 2 869  |
| IP2   |  |  |  |  |
| 7. Lain-lain / Truk Tangki                          |  |  |  |  |
|   |  | 4 440  | 308 387 750                                | 69 457   |
| <b>Tahun / Year 2017</b>                            |  |  |  |  |
|   | 51 582   | 12 764 350                                     | 30 573 397 128                             |  |

Sumber : Perusahaan Daerah Air Minum Kabupaten Banyuwangi

Source : Regional Water Company of Banyuwangi Regency

<https://banyuwangikab.bps.go.id>

# PERDAGANGAN *TRADE*

# 7

## JUMLAH SARANA PERDAGANGAN



Pasar Umum  
111 Unit



Toko Kelontong  
16 616 Unit



Rumah Makan  
4 414 Unit





### Penjelasan Teknis

1. Perusahaan adalah suatu badan yang melakukan kegiatan ekonomi, bertujuan menghasilkan barang/jasa, terletak di suatu bangunan fisik pada lokasi tertentu, dan mempunyai catatan administrasi tersendiri mengenai produksi dan struktur biaya, serta ada seorang atau lebih yang bertanggung jawab atas resiko usaha. Badan usaha perusahaan konstruksi dapat berbentuk PT, CV, Firma, PT (Persero), Perusahaan Umum atau Perusahaan Jawatan.
2. Koperasi adalah organisasi bisnis yang dimiliki dan dioperasikan demi kepentingan bersama. Koperasi melandaskan kegiatan berdasarkan prinsip gerakan ekonomi rakyat yang berdasarkan asas ke-keluargaan.

### Technical Notes

1. *The Company is an entity that performs economic activity, to provide goods / services, located in a physical building in a particular location, and has its own administrative records regarding production and cost structure, and there are one or more persons responsible for the business risk. Business entity to form a construction company, cooperative, firm, PT (Persero), the Company or the Company's General Bureau.*
2. *Cooperative is a business organization owned and operated for the common interest. Cooperative bases its activities on the basis of people's economic movement based on the principle of kinship.*

## TRADE

3. Ekspor adalah proses transportasi barang atau komoditas dari suatu negara ke negara lain. Proses ini seringkali digunakan oleh perusahaan dengan skala bisnis kecil sampai menengah sebagai strategi utama untuk bersaing di tingkat internasional. Strategi ekspor digunakan karena risiko lebih rendah, modal lebih kecil dan lebih mudah bila dibandingkan dengan strategi lainnya.
3. *Export is the process of transport of goods or commodities from one country to another. This process is often used by companies with small to medium scale businesses as a key strategy to compete on an international level. Export strategy is used as a lower risk, lower capital and easier when compared to other strategies.*

**Tabel** 7.1 **Banyaknya Perusahaan Menurut Bentuk Badan Hukum Kabupaten Banyuwangi, 2013-2017**  
**Table** 7.1 **Number of Companies by Form of Legal Entity of Banyuwangi Regency, 2013-2017**

| <b>Badan Hukum<br/>Corporation</b> | <b>2013</b>  | <b>2014</b>  | <b>2015</b>  | <b>2016</b>  | <b>2017</b>  |
|------------------------------------|--------------|--------------|--------------|--------------|--------------|
| (1)                                | (2)          | (3)          | (4)          | (5)          | (6)          |
| PT                                 | 71           | 99           | 168          | 283          | 181          |
| Cv/Firma                           | 291          | 301          | 294          | 654          | 12           |
| Koperasi                           | 16           | 9            | 168          | 196          | 354          |
| UD / Tidak Berbadan Hukum          | 1 052        | 1 264        | 1 279        | 2 728        | 1 028        |
| <b>Jumlah/Total</b>                | <b>1 430</b> | <b>1 673</b> | <b>1 909</b> | <b>3 912</b> | <b>1 575</b> |

Sumber : Dinas Perijinan dan  
 Investasi Kabupaten Banyuwangi  
 Source : Licensing and Investment  
 Services of Banyuwangi Regency

## TRADE

**Tabel**  
**Table**

7.2

### Banyaknya Sarana Perdagangan Menurut Jenisnya Kabupaten Banyuwangi 2017

*Number of Means Trading by Type of Banyuwangi Regency, 2017*

| <b>Kecamatan<br/>Subdistrict</b> | <b>Pasar Umum<br/>Public Market</b> | <b>Toko<br/>Shop</b> | <b>Rumah Makan<br/>Restaurant</b> |
|----------------------------------|-------------------------------------|----------------------|-----------------------------------|
| (1)                              | (2)                                 | (3)                  | (4)                               |
| 010 Pesanggaran                  | 3                                   | 694                  | 167                               |
| 011 Siliragung                   | 4                                   | 633                  | 154                               |
| 020 Bangorejo                    | 5                                   | 587                  | 112                               |
| 030 Purwoharjo                   | 4                                   | 753                  | 210                               |
| 040 Tegaldlimo                   | 12                                  | 668                  | 175                               |
| 050 Muncar                       | 4                                   | 726                  | 200                               |
| 060 Cluring                      | 8                                   | 708                  | 123                               |
| 070 Gambiran                     | 4                                   | 746                  | 221                               |
| 071 Tegalsari                    | 6                                   | 621                  | 172                               |
| 080 Glenmore                     | 4                                   | 648                  | 189                               |
| 090 Kalibaru                     | 3                                   | 627                  | 172                               |
| 100 Genteng                      | 4                                   | 852                  | 186                               |
| 110 Srono                        | 3                                   | 702                  | 168                               |
| 120 Rogojampi                    | 8                                   | 680                  | 240                               |
| 130 Kabat                        | 6                                   | 749                  | 223                               |
| 140 Singojuruh                   | 3                                   | 600                  | 176                               |
| 150 Sempu                        | 6                                   | 672                  | 120                               |
| 160 Songgon                      | 2                                   | 584                  | 112                               |
| 170 Glagah                       | 3                                   | 699                  | 213                               |
| 171 Licin                        | 2                                   | 646                  | 197                               |
| 180 Banyuwangi                   | 4                                   | 892                  | 240                               |
| 190 Giri                         | 4                                   | 722                  | 218                               |
| 200 Kalipuro                     | 4                                   | 730                  | 204                               |
| 210 Wongsorejo                   | 3                                   | 674                  | 218                               |
| <b>Banyuwangi</b>                | <b>111</b>                          | <b>16 616</b>        | <b>4 414</b>                      |

Sumber: Dinas Perindustrian, Perdagangan dan Pertambangan Kabupaten Banyuwangi

Source: *Industry, Trade and Mining Service of Banyuwangi Regency*

Jumlah Koperasi Menurut Jenis Koperasi dan Kecamatan  
Kabupaten Banyuwangi, 2016

Tabel  
Table 7.3

*Number of Cooperatives by Type and Subdistrict of Banyuwangi Regency  
2016*

| Kecamatan<br>Subdistrict | Jenis Koperasi / Types of Cooperatives |   |                             |
|--------------------------|--|---|-----------------------------|
|                          | KUD<br>Village<br>Cooperatives         | KPRI<br>Civil<br>Servants Cooperative s | KSU<br>Business Cooperative |
|                          | (1)                                    | (2)                                     | (3)                         |
| 010 Pesanggaran          | 2                                      | 1                                       | 5                           |
| 011 Siliragung           | 2                                      | 0                                       | 1                           |
| 020 Bangorejo            | 2                                      | 2                                       | 4                           |
| 030 Purwoharjo           | 4                                      | 1                                       | 11                          |
| 040 Tegaldimo            | 3                                      | 1                                       | 5                           |
| 050 Muncar               | 4                                      | 2                                       | 6                           |
| 060 Cluring              | 3                                      | 1                                       | 4                           |
| 070 Gambiran             | 2                                      | 2                                       | 10                          |
| 071 Tegalsari            | 1                                      | 0                                       | 4                           |
| 080 Glenmore             | 2                                      | 1                                       | 2                           |
| 090 Kalibaru             | 1                                      | 1                                       | 0                           |
| 100 Genteng              | 2                                      | 5                                       | 9                           |
| 110 Srono                | 2                                      | 1                                       | 2                           |
| 120 Rogojampi            | 2                                      | 2                                       | 14                          |
| 121 Blimbingsari         | 1                                      | 0                                       | 0                           |
| 130 Kabat                | 3                                      | 1                                       | 2                           |
| 140 Singojuruh           | 3                                      | 1                                       | 3                           |
| 150 Sempu                | 2                                      | 0                                       | 7                           |
| 160 Songgon              | 1                                      | 1                                       | 2                           |
| 170 Glagah               | 1                                      | 4                                       | 4                           |
| 171 Licin                | 1                                      | 0                                       | 0                           |
| 180 Banyuwangi           | 1                                      | 26                                      | 29                          |
| 190 Giri                 | 0                                      | 8                                       | 3                           |
| 200 Kalipuro             | 1                                      | 2                                       | 3                           |
| 210 Wongsorejo           | 1                                      | 2                                       | 2                           |
| <b>Banyuwangi</b>        | <b>47</b>                              | <b>65</b>                               | <b>132</b>                  |

Sumber : Dinas Koperasi dan Usaha Mikro Kecil dan Menengah

Source : Cooperation and Micro Small and Medium Enterprises Services

Lanjutan Tabel / Continuation of Table 7.3

| Kecamatan<br>Subdistrict | Jenis Koperasi / Types of Cooperatives |                                  |                   | Jumlah<br>Total |
|--------------------------|--|----------------------------------|-------------------|-----------------|
|                          | KOPPAS<br>Cooperative<br>Market        | KOPWAN<br>Women's<br>Cooperative | Lainnya<br>Others |                 |
| (1)                      | (5)                                    | (6)                              | (7)               | (8)             |
| 010 Pesanggaran          | 0                                      | 5                                | 11                | 24              |
| 011 Siliragung           | 0                                      | 5                                | 2                 | 9               |
| 020 Bangorejo            | 0                                      | 7                                | 9                 | 25              |
| 030 Purwoharjo           | 0                                      | 8                                | 7                 | 32              |
| 040 Tegaldlimo           | 0                                      | 8                                | 15                | 32              |
| 050 Muncar               | 1                                      | 10                               | 23                | 46              |
| 060 Cluring              | 0                                      | 9                                | 15                | 34              |
| 070 Gambiran             | 0                                      | 6                                | 21                | 39              |
| 071 Tegalsari            | 0                                      | 7                                | 1                 | 14              |
| 080 Glenmore             | 0                                      | 7                                | 21                | 35              |
| 090 Kalibaru             | 0                                      | 6                                | 5                 | 13              |
| 100 Genteng              | 1                                      | 6                                | 26                | 53              |
| 110 Srono                | 0                                      | 10                               | 12                | 28              |
| 120 Rogojampi            | 0                                      | 10                               | 16                | 52              |
| 121 Blimbingsari         | 0                                      | 10                               | 6                 | 17              |
| 130 Kabat                | 0                                      | 14                               | 11                | 24              |
| 140 Singojuruh           | 0                                      | 11                               | 5                 | 24              |
| 150 Sempu                | 0                                      | 7                                | 15                | 32              |
| 160 Songgon              | 0                                      | 9                                | 10                | 22              |
| 170 Glagah               | 0                                      | 10                               | 6                 | 22              |
| 171 Licin                | 0                                      | 8                                | 2                 | 12              |
| 180 Banyuwangi           | 2                                      | 19                               | 78                | 156             |
| 190 Giri                 | 1                                      | 6                                | 2                 | 21              |
| 200 Kalipuro             | 2                                      | 9                                | 26                | 45              |
| 210 Wongsorejo           | 0                                      | 12                               | 8                 | 25              |
| <b>Banyuwangi</b>        | <b>5</b>                               | <b>219</b>                       | <b>353</b>        | <b>840</b>      |

Sumber : Dinas Koperasi dan Usaha Mikro Kecil dan Menengah  
 Source : Cooperation and Micro Small and Medium Enterprises Services

**Jumlah Anggota Koperasi Menurut Jenis Koperasi dan Kecamatan  
Kabupaten Banyuwangi, 2017**

**Tabel**  
**Table** 7.4

*Number of Cooperative Members by Type of Cooperatives and Subdistrict of  
Banyuwangi Regency, 2017*

| Kecamatan<br>Subdistrict | Jenis Koperasi / Types of Cooperatives |  |                                  |
|--------------------------|--|--|----------------------------------|
|                          | KUD<br>Village<br>Cooperatives         | KPRI<br>Civil Servants<br>Cooperatives | KSU<br>Bussiness<br>Cooperatives |
| (1)                      | (2)                                    | (3)                                    | (4)                              |
| 010 Pesanggaran          | 8 016                                  | 643                                    | 143                              |
| 011 Siliragung           | 0                                      | 0                                      | 31                               |
| 020 Bangorejo            | 2 253                                  | 534                                    | 0                                |
| 030 Purwoharjo           | 7 841                                  | 347                                    | 1 579                            |
| 040 Tegaldimo            | 5 275                                  | 488                                    | 534                              |
| 050 Muncar               | 14 706                                 | 1 569                                  | 1 432                            |
| 060 Cluring              | 8 432                                  | 790                                    | 845                              |
| 070 Gambiran             | 2 578                                  | 1 832                                  | 1 780                            |
| 071 Tegalsari            | 0                                      | 0                                      | 178                              |
| 080 Glenmore             | 7 970                                  | 1 419                                  | 545                              |
| 090 Kalibaru             | 2 528                                  | 132                                    | 0                                |
| 100 Genteng              | 3 839                                  | 921                                    | 947                              |
| 110 Srono                | 4 893                                  | 904                                    | 750                              |
| 120 Rogojampi            | 4 191                                  | 773                                    | 1 500                            |
| 121 Blimbingsari         | 3 943                                  | 0                                      | 0                                |
| 130 Kabat                | 6 428                                  | 455                                    | 340                              |
| 140 Singojuruh           | 4 558                                  | 331                                    | 150                              |
| 150 Sempu                | 2 760                                  | 0                                      | 734                              |
| 160 Songgon              | 2 541                                  | 489                                    | 35                               |
| 170 Glagah               | 4 347                                  | 263                                    | 663                              |
| 171 Licin                | 2 776                                  | 0                                      | 0                                |
| 180 Banyuwangi           | 2 786                                  | 14 051                                 | 7 633                            |
| 190 Giri                 | 0                                      | 217                                    | 335                              |
| 200 Kalipuro             | 2 819                                  | 459                                    | 0                                |
| 210 Wongsorejo           | 3 793                                  | 736                                    | 327                              |
| <b>Banyuwangi</b>        | <b>109 273</b>                         | <b>27 353</b>                          | <b>20 481</b>                    |

Sumber : Dinas Koperasi dan Usaha Mikro Kecil dan Menengah

Source : Cooperation and Micro Small and Medium Enterprises Services

Lanjutan Tabel / Continuation of Table 7.4

| Kecamatan<br>Subdistrict | Jenis Koperasi / Types of Cooperatives |                                  |                   | Jumlah<br>Total |
|--------------------------|--|----------------------------------|-------------------|-----------------|
|                          | KOPPAS<br>Cooperative<br>Market        | KOPWAN<br>Women's<br>Cooperative | Lainnya<br>Others |                 |
| (1)                      | (5)                                    | (6)                              | (7)               | (8)             |
| 010 Pesanggaran          | 0                                      | 516                              | 3 000             | 12 318          |
| 011 Siliragung           | 0                                      | 167                              | 897               | 1 095           |
| 020 Bangorejo            | 0                                      | 255                              | 2 297             | 5 339           |
| 030 Purwoharjo           | 0                                      | 542                              | 2 201             | 12 510          |
| 040 Tegaldlimo           | 0                                      | 744                              | 1 591             | 8 632           |
| 050 Muncar               | 46                                     | 521                              | 5 303             | 23 577          |
| 060 Cluring              | 0                                      | 459                              | 1 395             | 11 921          |
| 070 Gambiran             | 0                                      | 216                              | 6 716             | 13 122          |
| 071 Tegalsari            | 0                                      | 423                              | 0                 | 601             |
| 080 Glenmore             | 0                                      | 597                              | 6 735             | 17 266          |
| 090 Kalibaru             | 0                                      | 307                              | 1 712             | 4 679           |
| 100 Genteng              | 25                                     | 559                              | 4 986             | 11 277          |
| 110 Srono                | 0                                      | 273                              | 946               | 7 766           |
| 120 Rogojampi            | 0                                      | 491                              | 5 602             | 12 557          |
| 121 Blimbingsari         | 0                                      | 250                              | 0                 | 4 193           |
| 130 Kabat                | 0                                      | 673                              | 3 027             | 10 923          |
| 140 Singojuruh           | 0                                      | 711                              | 2 173             | 7 923           |
| 150 Sempu                | 0                                      | 613                              | 3 561             | 7 668           |
| 160 Songgon              | 0                                      | 445                              | 1 931             | 5 441           |
| 170 Glagah               | 0                                      | 520                              | 2 246             | 8 039           |
| 171 Licin                | 0                                      | 400                              | 157               | 3 333           |
| 180 Banyuwangi           | 755                                    | 1 078                            | 58 323            | 84 626          |
| 190 Giri                 | 32                                     | 215                              | 915               | 1 714           |
| 200 Kalipuro             | 0                                      | 445                              | 2 745             | 6 468           |
| 210 Wongsorejo           | 0                                      | 511                              | 2 277             | 7 644           |
| <b>Banyuwangi</b>        | <b>858</b>                             | <b>11 931</b>                    | <b>120 736</b>    | <b>290 632</b>  |

Sumber : Dinas Koperasi dan Usaha Mikro Kecil dan Menengah

Source : Cooperation and Micro Small and Medium Enterprises Services



**Tabel**  
**Table** 7.5

**Banyaknya Persediaan dan Pengeluaran Beras (Ton) Menurut Bulan dan Jenis Mutasi, 2017**

**Number of Supplies and Expenses Rice (Ton) by Month and Mutation Type, 2017**

| <b>Bulan</b><br><b>Months</b> | <b>Persediaan</b><br><b>Awal</b><br><b>First</b><br><b>Inventory</b> | <b>Pemasukan</b><br><b>Inflow</b> | <b>Persediaan</b><br><b>Yang Dikuasai</b><br><b>Managed</b><br><b>Supplies</b> | <b>Pengeluaran</b><br><b>Expenditure</b> | <b>Susut</b><br><b>Simpan</b><br><b>Shrinkage</b><br><b>Save</b> | <b>Persediaan</b><br><b>Akhir</b><br><b>Final</b><br><b>Inventory</b> |
|-------------------------------|--|-----------------------------------|--|--|--|---|
| (1)                           | (2)  | (3)                               | (4)  | (5)                                      | (6)  | (7)   |
| Januari<br><i>January</i>     | 32 080 488,90  | 255 000,00                        | 32 335 448,90  | 257 530,00                               | 0  | 32 077 958,90   |
| Pebruari<br><i>February</i>   | 32 077 958,90  | 300 000,00                        | 32 377 958,90  | 2 300 489,00                             | 0  | 30 077 469,90   |
| Maret<br><i>March</i>         | 30 077 469,90  | 7 173 450,00                      | 37 250 919,90  | 1 761 409,00                             | 0  | 35 489 510,90   |
| April<br><i>April</i>         | 35 489 510,90  | 13 938 250,00                     | 49 427 760,90  | 4 128 933,00                             | 0  | 45 298 827,90   |
| Mei<br><i>May</i>             | 45 298 827,90  | 12 156 400,00                     | 57 455 227,90  | 15 636 329,00                            | 0  | 41 818 898,90   |
| Juni<br><i>June</i>           | 41 818 898,90  | 18 502 410,00                     | 60 321 308,90  | 5 039 358,00                             | 0  | 55 281 950,90   |
| Juli<br><i>July</i>           | 55 281 950,90  | 22 860 627,42                     | 78 142 578,32  | 15 298 688,00                            | 0  | 62 843 890,32   |
| Agustus<br><i>August</i>      | 62 843 890,32  | 9 853 785,00                      | 72 697 675,32  | 13 676 513,00                            | 0  | 59 021 162,32   |
| September<br><i>September</i> | 59 021 162,32  | 10 117 887,59                     | 69 139 049,91  | 18 415 413,00                            | 0  | 50 723 636,91   |
| Oktober<br><i>October</i>     | 50 723 636,91  | 12 477 999,44                     | 63 201 636,35  | 15 366 326,00                            | 0  | 47 835 310,35   |
| November<br><i>November</i>   | 47 835 310,35  | 8 583 385,63                      | 56 418 695,98  | 17 259 690,37                            | 0  | 39 159 005,61   |
| Desember<br><i>December</i>   | 39 159 005,61  | 3 815 335,00                      | 42 974 340,61  | 6 093 481,00                             | 0  | 36 880 859,61   |

Sumber : Perum BULOG Divisi Regional Jawa Timur, Kantor Subdivre Banyuwangi

Source : Perum Bulog East Java Regional Division, Subdivre Office of Banyuwangi

<https://banyuwangikab.bps.go.id>

**KENDARAAN BERMOTOR MENURUT JENIS  
DI KABUPATEN BANYUWANGI**

Panjang Jalan di Kabupaten Banyuwangi Pada Tahun 2017 ialah 2 771,25 km





## TRANSPORTASI, KOMUNIKASI DAN PARIWISATA

### Penjelasan Teknis

### *Technical Notes*

1. Statistik transportasi meliputi :
  - a. Panjang Jalan
  - b. Angkutan Darat
  - c. Angkutan Laut
  - d. Angkutan Udara
  
2. Data panjang jalan dibedakan berdasarkan jenis permukaan jalan, kondisi jalan dan kelas jalan.
  
3. Kendaraan bermotor adalah kendaraan yang digerakkan oleh peralatan teknik untuk pergerakannya, dan digunakan untuk transportasi darat, baik mengangkut orang maupun barang.
  
4. Statistik angkutan laut menyajikan data mengenai produksi angkutan penyeberangan Ketapang - Gilimanuk baik orang maupun barang, serta kunjungan dan

1. *Statistics of transportations cover:*
  - a. Length of Road*
  - b. Land Transportation*
  - c. Sea Transportation*
  - d. Air Transportation*
  
2. *Data of length road distinguished by type of road surface, road conditions and road class.*
  
3. *Motor vehicle is a vehicle that is driven by engineering equipment for movement, and used for ground transportation, either transporting people or goods.*
  
4. *Statistics of ocean freight presents data of crossroads transport production of Ketapang-Gilimanuk either people or goods, as well as visits and*

## TRANSPORTATION, COMMUNICATION, AND TOURISM

- bongkar muat kapal di Pelabuhan Tanjung Wangi.
- unloading ships at the Tanjung Wangi Harbour.*
5. Statistik angkutan udara menampilkan jumlah penerbangan dan jumlah penumpang yang melalui Bandara Blimbingsari.
  5. *Air transport statistics showing the number of flights and the number of passengers through the airport Blimbingsari.*
  6. Sumber data transportasi dan komunikasi berasal dari instansi terkait di Kabupaten Banyuwangi.
  6. *Transportation and communication data source derived from the relevant agencies in the Regency of Banyuwangi.*
  7. Kantor Pos adalah pemberi pelayanan pengiriman barang, uang, dsb, dari suatu tempat ke tempat yang lain.
  7. *The post office is the giver of the service delivery of goods, money, etc. from one place to another.*
  8. Konsep dan definisi untuk hotel dan pariwisata mengikuti rekomendasi *World Tourism Organization (WTO)* dan *International Union of Office Travel Organization (IUOTO)*.
  8. *The concept and definition of tourism refers to the recommendations of the World Tourism Organization (WTO) and International Union of Office Travel Organizations (IUOTO).*
  9. Wisatawan mancanegara ialah setiap orang yang mengunjungi suatu negara di luar tempat tinggalnya, didorong satu atau beberapa
  9. *A foreign visitor is someone who is visiting a country other than his usual place of residence for some reasons other than for earning income in*

## TRANSPORTASI, KOMUNIKASI DAN PARIWISATA

keperluan tanpa maksud mendapat penghasilan di tempat yang dikunjungi dan lamanya kunjungan tersebut tidak lebih dari satu tahun.

*the visited country, and the length of stay is not more than one year.*

10. Akomodasi ialah suatu usaha yang menggunakan suatu bangunan atau sebagian dari bangunan yang disediakan secara khusus, dan setiap orang dapat menginap, makan serta memperoleh pelayanan dan fasilitas lainnya dengan pembayaran. Akomodasi dibedakan antara hotel dan akomodasi lainnya. Ciri khusus dari hotel adalah mempunyai restoran yang berada di bawah manajemen hotel tersebut.

10. *An accommodation is an establishment using a building or a part of a building, prepared commercially for any person to stay, eat and obtain service as well as other facilities. Accommodation is segregated into hotel and other accommodations. The special characteristic of a hotel is having a restaurant under the hotel management.*

11. Hotel berbintang yaitu hotel yang telah memenuhi persyaratan yang telah ditentukan seperti persyaratan fisik, bentuk pelayanan yang diberikan, kualifikasi tenaga kerja, jumlah kamar dan lainnya. Hotel tidak berbintang yaitu hotel yang tidak memenuhi persyaratan yang telah ditentukan.

11. *A classified hotel is an accommodation which meets specified standards regarding physical requirements, services provided, manpower qualifications, number of rooms available, etc. A non-classified hotel is an accommodation which has not met the requirements previously mentioned.*

## TRANSPORTATION, COMMUNICATION, AND TOURISM

### 8.1 TRANSPORTASI TRANSPORTATION

**Tabel** 8.1.1 Panjang Jalan Menurut Pemerintahan yang Berwenang Kabupaten Banyuwangi (km), 2013-2017  
**Table** 8.1.1 *Length of Road by Government Authorities of Banyuwangi Regency (km) 2013-2017*

| <b>Pemerintahan Berwenang<br/>Government Authorities</b> | <b>2013</b> | <b>2014</b> | <b>2015</b> | <b>2016</b> | <b>2017</b> |
|--|-------------|-------------|-------------|-------------|-------------|
| (1)  | (2)         | (3)         | (4)         | (5)         | (6)         |
| Jalan Negara<br><i>National Road</i>                     | 124,14      | 124,14      | 124,14      | 132,40      | 134,20      |
| Jalan Propinsi<br><i>Province Road</i>                   | 89,41       | 89,41       | 89,41       | 89,41       | 89,41       |
| Jalan Kabupaten<br><i>Regency Road</i>                   | 2 718,80    | 3 010,00    | 3 010,00    | 2 771,25    | 2 771,25    |
| Jumlah / <i>Total</i>                                    | 2 932,35    | 3 223,55    | 3 223,55    | 2 993,06    | 2 994,86    |

Sumber : Dinas Pekerjaan Umum, Bina Marga, Cipta Karya dan Tata Ruang

Source : *Public Works, Highways, Human Settlements and Spatial Planning Services*



## TRANSPORTASI, KOMUNIKASI DAN PARIWISATA

### Panjang Jalan Menurut Jenis Permukaan Kabupaten Banyuwangi (km) 2013-2017

**Tabel**  
**Table** 8.1.2

### *Length of Road by Type of Road Surface of Banyuwangi Regency (km) 2013-2017*

| Jenis Permukaan<br><i>Type of Surface</i> | 2013     | 2014     | 2015     | 2016     | 2017     |
|---|----------|----------|----------|----------|----------|
| (1)                                       | (2)      | (3)      | (4)      | (5)      | (6)      |
| Hotmix                                    | 1 725,05 | 2 057,37 | 2 350,76 | 2 286,93 | 2 298,04 |
| Lapen                                     | 508,60   | 320,55   | 150,50   | 30,84    | 54,92    |
| Tanah                                     | 485,12   | 424,57   | 290,50   | 398,56   | 30,84    |
| Lainnya                                   | -        | 207,51   | 218,24   | 54,92    | 387,45   |
| <i>Jumlah / Total</i>                     | 2 718,80 | 3 010,00 | 3 010,00 | 2 771,25 | 2 771,25 |

Sumber : Dinas Pekerjaan Umum, Bina Marga, Cipta Karya dan Tata Ruang

Source : *Public Works, Highways, Human Settlements and Spatial Planning Services*

## TRANSPORTATION, COMMUNICATION, AND TOURISM

**Tabel** 8.1.3 **Panjang Jalan Menurut Kondisi Jalan Kabupaten Banyuwangi (km) 2013-2017**  
**Table** *Length of Road by Road Conditions of Banyuwangi Regency (km), 2013-2017*

| <b>Kondisi Jalan</b>   | <b>2013</b>     | <b>2014</b>     | <b>2015</b>     | <b>2016</b>     | <b>2017</b>     |
|------------------------|-----------------|-----------------|-----------------|-----------------|-----------------|
| <b>Road Conditions</b> |                 |                 |                 |                 |                 |
| (1)                    | (2)             | (3)             | (4)             | (5)             | (6)             |
| Baik                   | 1 985,20        | 2 057,37        | 2 057,37        | 1 161,44        | 1 492,53        |
| Sedang                 | 671,10          | 847,38          | 847,38          | 191,39          | 158,80          |
| Rusak                  | 42,25           | 105,25          | 105,25          | 198,31          | 167,50          |
| Rusak Berat            | 20,25           | -               | -               | 1 220,11        | 952,42          |
| <b>Jumlah / Total</b>  | <b>2 718,80</b> | <b>3 010,00</b> | <b>3 010,00</b> | <b>2 771,25</b> | <b>2 771,25</b> |

Sumber : Dinas Pekerjaan Umum, Bina Marga, Cipta Karya dan Tata Ruang

Source : Public Works, Highways, Human Settlements and Spatial Planning Services

## TRANSPORTASI, KOMUNIKASI DAN PARIWISATA

**Tabel**  
**Table**

8.1.4

**Panjang Jalan Menurut Kelas Jalan Kabupaten Banyuwangi (km), 2013-2017**  
***Length of Road by Road Class of Banyuwangi Regency (km), 2013-2017***

| <b>Kelas Jalan</b><br><b>Road Class</b> | <b>2013</b>     | <b>2014</b>     | <b>2015</b>     | <b>2016</b>     | <b>2017</b>     |
|---|-----------------|-----------------|-----------------|-----------------|-----------------|
| (1)                                     | (2)             | (3)             | (4)             | (5)             | (6)             |
| Kelas I                                 | -               | -               | -               | -               | -               |
| Kelas II                                | -               | -               | -               | -               | -               |
| Kelas III                               | 2 233,68        | 3 010,00        | 3 010,00        | 2 771,25        | 2 771,25        |
| Kelas III A                             | -               | -               | -               | -               | -               |
| Kelas III B                             | -               | -               | -               | -               | -               |
| Kelas III C                             | -               | -               | -               | -               | -               |
| Tidak Dirinci                           | 485,12          | -               | -               | -               | -               |
| <b>Jumlah / Total</b>                   | <b>2 718,80</b> | <b>3 010,00</b> | <b>3 010,00</b> | <b>2 771,25</b> | <b>2 771,25</b> |

Sumber : Dinas Pekerjaan Umum, Bina Marga, Cipta Karya dan Tata Ruang

Source : *Public Works, Highways, Human Settlements and Spatial Planning Services*

## TRANSPORTATION, COMMUNICATION, AND TOURISM

**Tabel** 8.1.5 **Banyaknya Kendaraan Bermotor Menurut Jenis Kendaraan di Kabupaten Banyuwangi (unit), 2013-2017**  
**Table** *Number of Motor Vehicles by Type of Banyuwangi Regency (units) 2013-2017*

| <b>Jenis Kendaraan</b><br><b>Type of Vehicles</b> | <b>2013</b> | <b>2014</b> | <b>2015</b> | <b>2016</b> | <b>2017</b> |
|---|-------------|-------------|-------------|-------------|-------------|
| (1)   | (2)         | (3)         | (4)         | (5)         | (6)         |
| Mobil Penumpang                                   | 23 802      | 26 061      | 29 286      | 33 883      | 38 580      |
| Mobil Bus   | 267         | 165         | 302         | 357         | 420         |
| Mobil Barang                                      | 17 882      | 18 347      | 19 440      | 20 909      | 22 307      |
| Sepeda Motor                                      | 526 174     | 526 983     | 563 976     | 591 714     | 642 802     |
| Alat Berat dan Besar                              | 21          | 21          | 20          | 17          | 19          |
| <i>Jumlah / Total</i>                             | 568 146     | 571 577     | 613 024     | 646 880     | 704 128     |

Sumber : Unit Pelaksana Teknis Dinas Pendapatan Pemerintah Propinsi Jawa Timur, Banyuwangi  
Source : *Technical Implementation Unit of Revenues Services of East Java Province, Banyuwangi*

## TRANSPORTASI, KOMUNIKASI DAN PARIWISATA

**Tabel**  
**Table**

8.1.6

**Banyaknya Surat Ijin Mengemudi (SIM) Dikeluarkan Menurut Jenis,  
2013-2017**

*Number of Driving License (SIM) Issued by Type, 2013-2017*

| Jenis SIM<br>Type of Driving License | 2013   | 2014   | 2015   | 2016   | 2017   |
|--------------------------------------|--------|--------|--------|--------|--------|
| (1)                                  | (2)    | (3)    | (4)    | (5)    | (6)    |
| 1. A                                 | 12 656 | 14 034 | 14 483 | 15 551 | 17 503 |
| 2. A umum                            | 9      | 8      | 8      | 5      | 12     |
| 3. B I                               | 919    | 920    | 779    | 861    | 1 149  |
| 4. B I umum                          | 651    | 672    | 656    | 734    | 1 092  |
| 5. B II                              | 95     | 90     | 56     | 82     | 105    |
| 6. B II umum                         | 1 249  | 1 287  | 1 164  | 1 192  | 1 518  |
| 7. C                                 | 48 011 | 52 218 | 49 816 | 52 987 | 60 846 |
| Jumlah / Total                       | 63 592 | 69 229 | 66 962 | 71 412 | 82 229 |

Sumber : Kepolisian Negara RI Resort Banyuwangi

Source : Indonesian Police of Banyuwangi Resort

## TRANSPORTATION, COMMUNICATION, AND TOURISM

**Tabel** 8.1.7 **Jumlah Produksi Angkutan Penyeberangan Ketapang, 2017**  
**Table** 8.1.7 **Number of Production Ketapang Ferry Transportation, 2017**

| Bulan<br><i>Month</i>         | Trip<br><i>Trip</i> | Penumpang / <i>Passengers</i>            |                                    |   |
|-------------------------------|---------------------|--|------------------------------------|---|
|                               |                     | Dalam Kendaraan<br><i>In The Vehicle</i> | Pejalan Kaki<br><i>Pedestrians</i> | Jumlah Penumpang<br><i>Number of Passengers</i> |
| (1)                           | (2)                 | (3)                                      | (4)                                | (5)   |
| Januari<br><i>January</i>     | 8 008               | 512 418                                  | 36 273                             | <b>548 691</b>                                  |
| Pebruari<br><i>February</i>   | 7 156               | 379 371                                  | 28 601                             | <b>407 972</b>                                  |
| Maret<br><i>March</i>         | 7 666               | 453 927                                  | 34 972                             | <b>488 899</b>                                  |
| April<br><i>April</i>         | 7 800               | 524 237                                  | 35 265                             | <b>559 502</b>                                  |
| Mei<br><i>May</i>             | 7 929               | 452 678                                  | 34 932                             | <b>487 610</b>                                  |
| Juni<br><i>June</i>           | 7 094               | 509 371                                  | 29 495                             | <b>538 866</b>                                  |
| Juli<br><i>July</i>           | 8 231               | 778 935                                  | 50 624                             | <b>829 559</b>                                  |
| Agustus<br><i>August</i>      | 8 062               | 412 433                                  | 35 943                             | <b>448 376</b>                                  |
| September<br><i>September</i> | 7 411               | 496 717                                  | 36 369                             | <b>533 086</b>                                  |
| Oktober<br><i>October</i>     | 8 344               | 436 569                                  | 30 526                             | <b>467 095</b>                                  |
| November<br><i>November</i>   | 8 214               | 477 681                                  | 30 503                             | <b>508 184</b>                                  |
| Desember<br><i>December</i>   | 8 428               | 649 535                                  | 37 773                             | <b>687 308</b>                                  |
| Jumlah / <i>Total</i>         | 94 343              | 6 083 872                                | 421 276                            | <b>6 505 148</b>                                |

Sumber : Dinas Perhubungan Kabupaten Banyuwangi

Source : *Transportation Services of Banyuwangi Regency*

## TRANSPORTASI, KOMUNIKASI DAN PARIWISATA

Lanjutan Tabel / *Continuation of Table 8.1.7*

| <b>Bulan<br/>Month</b>        | <b>Realisasi Angkutan / Realization of Freight</b> |   |  |  |
|-------------------------------|--|---|--|--|
|                               | <b>Kendaraan Roda 2 / Two-wheeled Vehicle</b>      |   |  |  |
|                               | <b>Sepeda<br/>Bicycle</b>                          | <b>Sepeda<br/>Motor<br/>Motorcycles</b> | <b>Sepeda Motor 500cc Gol. III<br/>Motorcycle<br/>500 cc Class III</b> | <b>Jumlah Roda 2<br/>Number of<br/>Two-Wheeled</b> |
| (1)                           | (6)  | (7)                                     | (8)  | (9)  |
| Januari<br><i>January</i>     | 98   | 66 000                                  | 1 169  | <b>67 267</b>                                      |
| Pebruari<br><i>February</i>   | 56   | 42 841                                  | 968  | <b>43 865</b>                                      |
| Maret<br><i>March</i>         | 71   | 53 604                                  | 1 242  | <b>54 917</b>                                      |
| April<br><i>April</i>         | 71   | 58 627                                  | 1 171  | <b>59 869</b>                                      |
| Mei<br><i>May</i>             | 66   | 51 349                                  | 1 077  | <b>52 492</b>                                      |
| Juni<br><i>June</i>           | 38   | 44 515                                  | 840  | <b>45 393</b>                                      |
| Juli<br><i>July</i>           | 92   | 117 897                                 | 902  | <b>118 891</b>                                     |
| Agustus<br><i>August</i>      | 122  | 43 676                                  | 1 047  | <b>44 845</b>                                      |
| September<br><i>September</i> | 43   | 66 580                                  | 1 008  | <b>67 631</b>                                      |
| Oktober<br><i>October</i>     | 32   | 47 119                                  | 1 275  | <b>48 426</b>                                      |
| November<br><i>November</i>   | 77   | 50 473                                  | 1 386  | <b>51 936</b>                                      |
| Desember<br><i>December</i>   | 76   | 62 051                                  | 893  | <b>63 020</b>                                      |
| <b>Jumlah / Total</b>         | <b>842</b>   | <b>704 732</b>                          | <b>12 978</b>  | <b>718 552</b>                                     |

Sumber : Dinas Perhubungan Kabupaten Banyuwangi

Source : *Transportation Services of Banyuwangi Regency*

## TRANSPORTATION, COMMUNICATION, AND TOURISM

Lanjutan Tabel / Continuation of Table 8.1.7

| <b>Bulan<br/>Month</b>        | <b>Realisasi Angkutan / Realization of Freight</b> |               |                |  |               |                |
|-------------------------------|--|---------------|----------------|--|---------------|----------------|
|                               | <b>Kendaraan Penumpang<br/>Passenger Vehicle</b>   |               |                | <b>Kendaraan Barang<br/>Goods Vehicles</b> |               |                |
|                               | <b>Gol. IV</b>                                     | <b>Gol. V</b> | <b>Gol. VI</b> | <b>Gol. IV</b>                             | <b>Gol. V</b> | <b>Gol. VI</b> |
| (1)                           | (10)   | (11)          | (12)           | (13)                                       | (14)          | (15)           |
| Januari<br><i>January</i>     | 29 953   | 2 381         | 4 718          | 15 348                                     | 22 783        | 13 653         |
| Pebruari<br><i>February</i>   | 21 086   | 1 580         | 3 722          | 13 510                                     | 21 989        | 13 424         |
| Maret<br><i>March</i>         | 26 396   | 1 839         | 4 267          | 16 867                                     | 24 039        | 14 116         |
| April<br><i>April</i>         | 28 803   | 2 304         | 5 913          | 16 270                                     | 21 067        | 12 717         |
| Mei<br><i>May</i>             | 24 846   | 1 995         | 4 691          | 15 141                                     | 23 576        | 14 546         |
| Juni<br><i>June</i>           | 46 548   | 2 937         | 3 637          | 11 263                                     | 18 115        | 10 248         |
| Juli<br><i>July</i>           | 53 998   | 3 857         | 5 545          | 16 432                                     | 22 973        | 14 375         |
| Agustus<br><i>August</i>      | 23 832   | 2 597         | 3 842          | 15 428                                     | 25 721        | 15 405         |
| September<br><i>September</i> | 30 096   | 2 319         | 4 096          | 14 791                                     | 24 299        | 14 329         |
| Oktober<br><i>October</i>     | 23 402   | 1 866         | 4 354          | 17 010                                     | 29 528        | 15 218         |
| November<br><i>November</i>   | 30 186   | 2 815         | 4 247          | 15 122                                     | 26 091        | 14 025         |
| Desember<br><i>December</i>   | 47 430   | 3 124         | 6 393          | 14 252                                     | 24 561        | 13 093         |
| Jumlah / <i>Total</i>         | 386 576  | 29 614        | 55 425         | 181 434                                    | 284 742       | 165 149        |

Sumber : Dinas Perhubungan Kabupaten Banyuwangi

Source : Transportation Services of Banyuwangi Regency



## TRANSPORTASI, KOMUNIKASI DAN PARIWISATA

Lanjutan Tabel / *Continuation of Table 8.1.7*

| <b>Bulan<br/>Month</b>        | <b>Realisasi Angkutan / Realization of Freight</b> |                                      |                                    |   |
|-------------------------------|--|--------------------------------------|------------------------------------|---|
|                               | <b>Tm/A.B 10-12 M<br/>Gol. VII</b>                 | <b>Tm/A.B &gt;12 M<br/>Gol. VIII</b> | <b>Tm/A.B &gt;16 M<br/>Gol. IX</b> | <b>Kend. Muatan<br/>Vehicle<br/>Payload</b> |
| (1)                           | (16)   | (17)                                 | (18)                               | (19)  |
| Januari<br><i>January</i>     | 8 573  | 127                                  | 1                                  | 97 537                                      |
| Pebruari<br><i>February</i>   | 8 203  | 95                                   | 3                                  | 83 612                                      |
| Maret<br><i>March</i>         | 8 704  | 115                                  | 2                                  | 96 345                                      |
| April<br><i>April</i>         | 7 683  | 174                                  | 2                                  | 94 933                                      |
| Mei<br><i>May</i>             | 9 588  | 220                                  | 8                                  | 94 611                                      |
| Juni<br><i>June</i>           | 6 280  | 84                                   | 1                                  | 99 113                                      |
| Juli<br><i>July</i>           | 8 589  | 109                                  | 0                                  | 125 878                                     |
| Agustus<br><i>August</i>      | 9 168  | 144                                  | 8                                  | 95 145                                      |
| September<br><i>September</i> | 9 080  | 128                                  | 1                                  | 99 139                                      |
| Oktober<br><i>October</i>     | 9 691  | 144                                  | 1                                  | 101 214                                     |
| November<br><i>November</i>   | 9 132  | 207                                  | 2                                  | 101 827                                     |
| Desember<br><i>December</i>   | 8 179  | 182                                  | 0                                  | 117 214                                     |
| <b>Jumlah / Total</b>         | <b>102 870</b>                                     | <b>1 729</b>                         | <b>29</b>                          | <b>1 207 568</b>                            |

Sumber : Dinas Perhubungan Kabupaten Banyuwangi

Source : *Transportation Services of Banyuwangi Regency*

## TRANSPORTATION, COMMUNICATION, AND TOURISM

**Tabel 8.1.8** Jumlah Produksi Angkutan Penyeberangan Gilimanuk, 2017  
**Table** Number of Production Gilimanuk Ferry Transportation, 2017

| Bulan<br>Month         | Trip<br>Trip | Penumpang / Passengers               |                             |   |
|------------------------|--------------|--------------------------------------|-----------------------------|---|
|                        |              | Dalam<br>Kendaraan<br>In The Vehicle | Pejalan Kaki<br>Pedestrians | Jumlah Penumpang<br>Number<br>of Passengers |
| (1)                    | (2)          | (3)                                  | (4)                         | (5)   |
| Januari<br>January     | 8 060        | 520 704                              | 32 109                      | <b>552 813</b>                              |
| Pebruari<br>February   | 7 115        | 399 954                              | 24 539                      | <b>424 493</b>                              |
| Maret<br>March         | 7 467        | 472 250                              | 30 192                      | <b>502 442</b>                              |
| April<br>April         | 7 644        | 518 725                              | 28 908                      | <b>547 633</b>                              |
| Mei<br>May             | 7 729        | 472 279                              | 27 699                      | <b>499 978</b>                              |
| Juni<br>June           | 7 293        | 751 389                              | 38 479                      | <b>789 868</b>                              |
| Juli<br>July           | 8 136        | 586 001                              | 30 023                      | <b>616 024</b>                              |
| Agustus<br>August      | 8 010        | 503 037                              | 35 396                      | <b>538 433</b>                              |
| September<br>September | 7 333        | 482 433                              | 29 012                      | <b>511 445</b>                              |
| Oktober<br>October     | 8 312        | 499 529                              | 34 939                      | <b>534 468</b>                              |
| November<br>November   | 8 181        | 515 554                              | 36 019                      | <b>551 573</b>                              |
| Desember<br>December   | 8 386        | 652 358                              | 39 870                      | <b>692 228</b>                              |
| Jumlah / Total         | 93 666       | 6 374 213                            | 387 185                     | <b>6 761 398</b>                            |

Sumber : Dinas Perhubungan Kabupaten Banyuwangi

Source : Transportation Services of Banyuwangi Regency

## TRANSPORTASI, KOMUNIKASI DAN PARIWISATA

Lanjutan Tabel / *Continuation of Table 8.1.8*

| <b>Bulan<br/>Month</b>        | <b>Realisasi Angkutan / <i>Realization of Freight</i></b> |  |   |   |
|-------------------------------|---|--|---|---|
|                               | <b>Kendaraan Roda 2 / <i>Two-wheeled Vehicle</i></b>      |  |   |   |
|                               | <b>Sepeda<br/><i>Bicycle</i></b>                          | <b>Sepeda<br/>Motor<br/><i>Motorcycles</i></b> | <b>Sepeda Motor 500cc Gol. III<br/><i>Motorcycle<br/>500 cc Class III</i></b> | <b>Jumlah Roda 2<br/><i>Number of<br/>Two-Wheeled</i></b> |
| (1)                           | (6)   | (7)  | (8)   | (9)   |
| Januari<br><i>January</i>     | 69  | 55 904   | 1 110   | <b>57 083</b>   |
| Pebruari<br><i>February</i>   | 25  | 41 415   | 1 201   | <b>42 641</b>   |
| Maret<br><i>March</i>         | 37  | 63 912   | 1 395   | <b>65 344</b>   |
| April<br><i>April</i>         | 69  | 47 897   | 1 126   | <b>49 092</b>   |
| Mei<br><i>May</i>             | 96  | 47 823   | 985   | <b>48 904</b>   |
| Juni<br><i>June</i>           | 16  | 125 917  | 703   | <b>126 636</b>  |
| Juli<br><i>July</i>           | 63  | 40 852   | 904   | <b>41 819</b>   |
| Agustus<br><i>August</i>      | 72  | 61 155   | 995   | <b>62 222</b>   |
| September<br><i>September</i> | 36  | 49 054   | 963   | <b>50 053</b>   |
| Oktober<br><i>October</i>     | 29  | 50 499   | 1 307   | <b>51 835</b>   |
| November<br><i>November</i>   | 39  | 53 206   | 1 135   | <b>54 380</b>   |
| Desember<br><i>December</i>   | 40  | 67 680   | 1 015   | <b>68 735</b>   |
| <b>Jumlah / <i>Total</i></b>  | <b>591</b>  | <b>705 314</b>                                 | <b>12 839</b>   | <b>718 744</b>  |

Sumber : Dinas Perhubungan Kabupaten Banyuwangi

Source : *Transportation Services of Banyuwangi Regency*

## TRANSPORTATION, COMMUNICATION, AND TOURISM

Lanjutan Tabel / *Continuation of Table 8.1.8*

| <b>Bulan<br/>Month</b>        | <b>Realisasi Angkutan / Realization of Freight</b> |               |                |  |                |                |
|-------------------------------|--|---------------|----------------|--|----------------|----------------|
|                               | <b>Kendaraan Penumpang<br/>Passenger Vehicle</b>   |               |                | <b>Kendaraan Barang<br/>Goods Vehicles</b> |                |                |
|                               | <b>Gol. IV</b>                                     | <b>Gol. V</b> | <b>Gol. VI</b> | <b>Gol. IV</b>                             | <b>Gol. V</b>  | <b>Gol. VI</b> |
| (1)                           | (10)   | (11)          | (12)           | (13)                                       | (14)           | (15)           |
| Januari<br><i>January</i>     | 34 478   | 2 549         | 4 863          | 15 183                                     | 22 932         | 13 620         |
| Pebruari<br><i>February</i>   | 19 578   | 1 577         | 3 737          | 13 653                                     | 21 784         | 12 903         |
| Maret<br><i>March</i>         | 26 321   | 1 726         | 4 142          | 16 490                                     | 23 101         | 12 963         |
| April<br><i>April</i>         | 25 830   | 2 244         | 5 786          | 15 081                                     | 21 295         | 11 990         |
| Mei<br><i>May</i>             | 23 340   | 1 956         | 4 727          | 15 058                                     | 22 766         | 14 185         |
| Juni<br><i>June</i>           | 88 567   | 2 904         | 3 651          | 14 554                                     | 19 785         | 10 752         |
| Juli<br><i>July</i>           | 38 543   | 3 904         | 5 624          | 13 558                                     | 23 212         | 15 088         |
| Agustus<br><i>August</i>      | 24 555   | 2 492         | 3 690          | 15 608                                     | 25 742         | 15 666         |
| September<br><i>September</i> | 26 249   | 2 304         | 3 977          | 13 776                                     | 24 015         | 14 889         |
| Oktober<br><i>October</i>     | 23 198   | 1 825         | 4 381          | 16 921                                     | 29 755         | 15 854         |
| November<br><i>November</i>   | 27 870   | 2 833         | 4 183          | 14 584                                     | 25 868         | 14 643         |
| Desember<br><i>December</i>   | 41 269   | 2 992         | 6 337          | 14 343                                     | 24 537         | 13 538         |
| <b>Jumlah / Total</b>         | <b>399 798</b>                                     | <b>29 306</b> | <b>55 098</b>  | <b>178 809</b>                             | <b>284 792</b> | <b>166 091</b> |

Sumber : Dinas Perhubungan Kabupaten Banyuwangi

Source : *Transportation Services of Banyuwangi Regency*

## TRANSPORTASI, KOMUNIKASI DAN PARIWISATA

Lanjutan Tabel / *Continuation of Table 8.1.8*

| Bulan<br><i>Month</i>         | Realisasi Angkutan / <i>Realization of Freight</i> |                           |                         |  |
|-------------------------------|--|---------------------------|-------------------------|--|
|                               | Tm/A.B 10-12 M<br>Gol. VII                         | Tm/A.B >12 M<br>Gol. VIII | Tm/A.B >16 M<br>Gol. IX | Kend. Muatan<br><i>Vehicle<br/>Payload</i> |
| (1)                           | (16)   | (17)                      | (18)                    | (19)                                       |
| Januari<br><i>January</i>     | 9 159  | 193                       | 2                       | 102 979                                    |
| Pebruari<br><i>February</i>   | 8 505  | 105                       | 2                       | 81 844                                     |
| Maret<br><i>March</i>         | 9 760  | 133                       | 0                       | 94 636                                     |
| April<br><i>April</i>         | 7 472  | 146                       | 4                       | 89 848                                     |
| Mei<br><i>May</i>             | 9 185  | 159                       | 3                       | 91 379                                     |
| Juni<br><i>June</i>           | 8 560  | 92                        | 123                     | 148 988                                    |
| Juli<br><i>July</i>           | 8 980  | 105                       | 1                       | 109 015                                    |
| Agustus<br><i>August</i>      | 9 482  | 188                       | 2                       | 97 425                                     |
| September<br><i>September</i> | 9 425  | 123                       | 2                       | 94 760                                     |
| Oktober<br><i>October</i>     | 10 150   | 150                       | 5                       | 102 239                                    |
| November<br><i>November</i>   | 9 456  | 206                       | 1                       | 99 644                                     |
| Desember<br><i>December</i>   | 8 458  | 205                       | 0                       | 111 679                                    |
| Jumlah / <i>Total</i>         | 108 592  | 1 805                     | 145                     | 1 224 436                                  |

Sumber : Dinas Perhubungan Kabupaten Banyuwangi

Source : *Transportation Services of Banyuwangi Regency*

## TRANSPORTATION, COMMUNICATION, AND TOURISM

**Tabel** 8.1.9 **Kunjungan dan Bongkar Muat Kapal Pelabuhan Tanjung Wangi, 2017**  
**Table** 8.1.9 **Visits and Loading and Discharging Ship In Tanjung Wangi Harbour, 2017**

| Bulan<br>Month         | Kunjungan Kapal<br>Ship Visits |           | Bongkar<br>Unload<br>( Ton) | Muat<br>Load<br>(Ton) |
|------------------------|--------------------------------|-----------|-----------------------------|-----------------------|
|                        | Unit                           | GT        |                             |                       |
| (1)                    | (2)                            | (3)       | (4)                         | (5)                   |
| Januari<br>January     | 40                             | 73 427    | 82 197                      | 41 863                |
| Pebruari<br>Pebruary   | 56                             | 91 863    | 59 751                      | 39 131                |
| Maret<br>March         | 68                             | 94 189    | 55 391                      | 47 270                |
| April<br>April         | 58                             | 75 746    | 55 707                      | 45 881                |
| Mei<br>May             | 62                             | 64 428    | 49 000                      | 60 312                |
| Juni<br>June           | 70                             | 52 107    | 18 704                      | 46 973                |
| Juli<br>July           | 71                             | 81 095    | 69 334                      | 53 618                |
| Agustus<br>August      | 102                            | 104 514   | 28 495                      | 52 877                |
| September<br>September | 85                             | 130 209   | 89 890                      | 42 710                |
| Oktober<br>October     | 73                             | 108 218   | 20 136                      | 61 004                |
| November<br>November   | 65                             | 89 840    | 94 756                      | 71 056                |
| Desember<br>December   | 79                             | 82 861    | 63 465                      | 142 313               |
| Jumlah / Total         | 829                            | 1 048 497 | 686 826                     | 705 008               |

Sumber : PT. (Persero) Pelabuhan Indonesia III Cabang Tanjung Wangi

Source : Indonesia Port Corporation III BranchTanjung Wangi

## TRANSPORTASI, KOMUNIKASI DAN PARIWISATA

**Tabel**  
**Table** 8.1.10

**Kunjungan Kapal Menurut Jenis Pelayaran Di Pelabuhan Tanjung Wangi, 2017**

*Ship Visits by Type of Sea Voyage In Tanjung Wangi Harbour, 2017*

| <b>Bulan</b><br><b>Month</b>  | <b>Samudra</b><br><b>Ocean</b> | <b>Nusantara</b><br><b>National</b> | <b>Rakyat</b><br><b>Public</b> | <b>Khusus</b><br><b>Specific</b> | <b>Jumlah</b><br><b>Total</b> |
|-------------------------------|--------------------------------|-------------------------------------|--------------------------------|----------------------------------|-------------------------------|
| (1)                           | (2)                            | (3)                                 | (4)                            | (5)                              | (6)                           |
| Januari<br><i>January</i>     | 1                              | 29                                  | 10                             | 43                               | 83                            |
| Pebruari<br><i>February</i>   | 1                              | 26                                  | 29                             | 44                               | 100                           |
| Maret<br><i>March</i>         | 0                              | 36                                  | 32                             | 39                               | 107                           |
| April<br><i>April</i>         | 1                              | 34                                  | 23                             | 41                               | 99                            |
| Mei<br><i>May</i>             | 0                              | 25                                  | 37                             | 39                               | 101                           |
| Juni<br><i>June</i>           | 1                              | 31                                  | 38                             | 36                               | 106                           |
| Juli<br><i>July</i>           | 1                              | 47                                  | 23                             | 33                               | 104                           |
| Agustus<br><i>August</i>      | 0                              | 58                                  | 44                             | 38                               | 140                           |
| September<br><i>September</i> | 4                              | 48                                  | 33                             | 38                               | 123                           |
| Oktober<br><i>October</i>     | 0                              | 34                                  | 39                             | 35                               | 108                           |
| November<br><i>November</i>   | 1                              | 53                                  | 11                             | 36                               | 101                           |
| Desember<br><i>December</i>   | 2                              | 58                                  | 19                             | 39                               | 118                           |
| <b>Jumlah / Total</b>         | 12                             | 479                                 | 338                            | 461                              | 1 290                         |

Sumber : PT. (Persero) Pelabuhan Indonesia III Cabang Tanjung Wangi

Source : Indonesia Port Corporation III Branch Tanjung Wangi

## TRANSPORTATION, COMMUNICATION, AND TOURISM

**Tabel** 8.1.11 Kunjungan Kapal dan Arus Penumpang Di Pelabuhan Tanjung Wangi, 2017  
**Table** 8.1.11 *Ship Visits and Passenger Flows In Tanjung Wangi Harbour, 2017*

| Bulan<br>Month         | Kapal<br>Ship | Penumpang (Orang)<br>Passengers (People ) |                          |
|------------------------|---------------|---|--------------------------|
|                        |               | Debakasi<br>Debarcation                   | Embarkasi<br>Embarkation |
| (1)                    | (2)           | (3)                                       | (4)                      |
| Januari<br>January     | 5             | 0   | 460                      |
| Pebruari<br>Pebruary   | 2             | 0   | 239                      |
| Maret<br>March         | 5             | 0   | 388                      |
| April<br>April         | 4             | 0   | 705                      |
| Mei<br>May             | 3             | 0   | 705                      |
| Juni<br>June           | 6             | 366                                       | 157                      |
| Juli<br>July           | 5             | 0   | 625                      |
| Agustus<br>August      | 4             | 0   | 484                      |
| September<br>September | 0             | 0   | 0                        |
| Oktober<br>October     | 1             | 0   | 172                      |
| November<br>November   | 3             | 0   | 439                      |
| Desember<br>December   | 3             | 0   | 469                      |
| Jumlah / Total         | 41            | 366                                       | 4 843                    |

Sumber : PT. (Persero) Pelabuhan Indonesia III Cabang Tanjung Wangi

Source : Indonesia Port Corporation III BranchTanjung Wangi



## TRANSPORTASI, KOMUNIKASI DAN PARIWISATA

**Tabel 8.1.12** Jumlah Penumpang Melalui Bandar Udara Blimbingsari, 2016-2017  
**Table** 8.1.12 *Number of Passengers Through Blimbingsari Airport, 2016-2017*

| Bulan<br>Month         | Penumpang / Passengers |                  |                     |                  |
|------------------------|------------------------|------------------|---------------------|------------------|
|                        | 2016                   |                  | 2017                |                  |
|                        | Berangkat<br>Depart    | Datang<br>Arrive | Berangkat<br>Depart | Datang<br>Arrive |
| (1)                    | (2)                    | (3)              | (4)                 | (5)              |
| Januari<br>January     | 3 662                  | 3 611            | 5 325               | 4 841            |
| Pebruari<br>February   | 3 612                  | 3 549            | 4 745               | 4 418            |
| Maret<br>March         | 4 108                  | 4 131            | 5 692               | 5 268            |
| April<br>April         | 4 043                  | 4 068            | 5 303               | 4 976            |
| Mei<br>May             | 4 897                  | 4 828            | 5 359               | 5 148            |
| Juni<br>June           | 4 403                  | 4 656            | 5 673               | 6 578            |
| Juli<br>July           | 5 783                  | 5 466            | 9 265               | 8 397            |
| Agustus<br>August      | 5 339                  | 5 148            | 8 616               | 8 535            |
| September<br>September | 5 109                  | 4 910            | 10 563              | 10 285           |
| Oktober<br>October     | 5 551                  | 4 870            | 10 995              | 10 471           |
| November<br>November   | 5 461                  | 5 182            | 11 488              | 11 350           |
| Desember<br>December   | 5 440                  | 5 327            | 12 534              | 13 124           |
| Jumlah / Total         | 57 408                 | 55 746           | 95 558              | 93 391           |

Sumber : Dinas Perhubungan Kabupaten Banyuwangi

Source : Transportation Services of Banyuwangi Regency

## TRANSPORTATION, COMMUNICATION, AND TOURISM

**Tabel** 8.1.13 **Jumlah Penerbangan dan Muatan Melalui Bandar Udara Blimbingsari, 2017**  
**Table** 8.1.13 **Number of Flights and Cargo Through Blimbingsari Airport, 2017**

| Bulan<br>Month         | Jumlah Penerbangan<br>Number of Flights |                  | Jumlah Muatan<br>Number of Cargo |                  |
|------------------------|---|------------------|----------------------------------|------------------|
|                        | Berangkat<br>Depart                     | Datang<br>Arrive | Berangkat<br>Depart              | Datang<br>Arrive |
| (1)                    | (2)                                     | (3)              | (4)                              | (5)              |
| Januari<br>January     | 90                                      | 91               | 33 609                           | 25 018           |
| Pebruari<br>February   | 84                                      | 84               | 26 041                           | 22 212           |
| Maret<br>March         | 93                                      | 93               | 30 931                           | 26 350           |
| April<br>April         | 89                                      | 88               | 28 996                           | 26 291           |
| Mei<br>May             | 92                                      | 92               | 28 863                           | 27 148           |
| Juni<br>June           | 105                                     | 105              | 31 242                           | 42 256           |
| Juli<br>July           | 124                                     | 124              | 63 733                           | 48 056           |
| Agustus<br>August      | 131                                     | 131              | 52 556                           | 45 922           |
| September<br>September | 162                                     | 162              | 62 867                           | 59 267           |
| Oktober<br>October     | 159                                     | 159              | 66 252                           | 54 617           |
| November<br>November   | 170                                     | 170              | 78 769                           | 63 021           |
| Desember<br>December   | 185                                     | 184              | 80 896                           | 75 054           |
| Jumlah / Total         | 1 484                                   | 1 483            | 584 755                          | 515 212          |

Sumber : Dinas Perhubungan Kabupaten Banyuwangi

Source : Transportation Services of Banyuwangi Regency

# TRANSPORTASI, KOMUNIKASI DAN PARIWISATA

## 8.2 KOMUNIKASI COMMUNICATION

**Tabel 8.2.1** Produksi Pos Menurut Jenisnya di Kabupaten Banyuwangi, 2013-2017  
*Post Production by Type of Banyuwangi Regency, 2013-2017*

| Jenis Pos<br><i>Type of Post</i> | Satuan<br><i>Units</i> | 2013           | 2014           | 2015           | 2016           | 2017           |
|----------------------------------|------------------------|----------------|----------------|----------------|----------------|----------------|
| (1)                              | (2)                    | (3)            | (4)            | (5)            | (6)            | (7)            |
| <b>I. Surat Pos</b>              |                        |                |                |                |                |                |
| a. Dalam Negeri                  |                        |                |                |                |                |                |
| - Biasa                          | Lembar                 | 38 425         | 27 900         | 13 950         | 13 721         | 9 000          |
| - Tercatat                       | Lembar                 | -              | -              | -              | -              | -              |
| - Kilat Biasa                    | Lembar                 | 45 214         | 44 123         | 17 320         | 17 235         | 152 451        |
| - Kilat Khusus                   | Lembar                 | 108 803        | 102 382        | 178 923        | 88 864         | 49 652         |
| - Kilat Tercatat                 | Lembar                 | 25 414         | 19 233         | 59 505         | 58 485         | -              |
| - Facsimile                      | Lembar                 |                |                |                |                |                |
| b. Luar Negeri                   |                        |                |                |                |                |                |
| - Biasa                          | Lembar                 | 13 245         | 11 645         | 5 823          | 5 725          | 10 701         |
| - Tercatat                       | Lembar                 | 142 545        | 134 465        | 118 560        | 117 123        | 13 997         |
| <b>II. Paket Pos</b>             |                        |                |                |                |                |                |
| a. Dalam Negeri                  | Kg                     | 11 274         | 12 088         | 41 764         | 42 354         | 52 124         |
| b. Luar Negeri                   | Kg                     | 9 112          | 8 832          | 4 803          | 5 231          | 8 623          |
| <b>III. Wesel Pos</b>            |                        |                |                |                |                |                |
| a. Dikirim                       | Rupiah                 | 56 931         | 44 019         | 37 104         | 36 075         | 42 074         |
| b. Dibayar                       | Rupiah                 | 399 067        | 384 176        | 361 785        | 326 143        | 281 427        |
| <b>Jumlah / Total</b>            |                        | <b>850 030</b> | <b>788 863</b> | <b>839 537</b> | <b>710 956</b> | <b>620 049</b> |

Sumber : PT. Pos Indonesia (Persero) Banyuwangi

Source : PT. Pos Indonesia (Persero), Banyuwangi

## TRANSPORTATION, COMMUNICATION, AND TOURISM

**Tabel** 8.2.2 **Banyaknya Surat Pos Dalam dan Luar Negeri Yang Dikirim, 2006-2017**  
**Table** 8.2.2 **Number of Postal Mail and Abroad Sent, 2006-2017**

| Tahun<br>Year | Dalam Negeri / Domestic |                      | Luar Negeri / Overseas |                      |
|---------------|-------------------------|----------------------|------------------------|----------------------|
|               | Dikirim<br>Posted       | Diterima<br>Accepted | Dikirim<br>Posted      | Diterima<br>Accepted |
| (1)           | (2)                     | (3)                  | (4)                    | (5)                  |
| 2006          | 2 002 512               | 2 467 587            | 472 619                | 1 187 712            |
| 2007          | 1 632 412               | 2 313 459            | 386 271                | 973 427              |
| 2008          | 1 226 200               | 1 959 327            | 379 731                | 971 651              |
| 2009          | 909 788                 | 1 623 675            | 366 241                | 932 561              |
| 2010          | 257 100                 | 1 545 234            | 246 351                | 871 342              |
| 2011          | 304 848                 | 1 432 524            | 162 341                | 623 621              |
| 2012          | 247 837                 | 1 323 432            | 100 212                | 523 432              |
| 2013          | 153 518                 | 1 245 644            | 95 124                 | 471 244              |
| 2014          | 153 579                 | 1 202 322            | 88 525                 | 411 212              |
| 2015          | 240 160                 | 1 607 796            | 72 576                 | 621 678              |
| 2016          | 88 864                  | 1 634 654            | 70 136                 | 599 321              |
| 2017          | 202 103                 | 1 584 231            | 55 231                 | 435 212              |

Sumber : PT. Pos Indonesia (Persero) Banyuwangi

Source : PT. Pos Indonesia (Persero), Banyuwangi

## TRANSPORTASI, KOMUNIKASI DAN PARIWISATA

Banyaknya Wesel Pos dalam dan Luar Negeri Serta Nilainya yang Diterima dan Dikirim, 2006-2017

Tabel  
Table 8.2.3

*Number of Domestic and Abroad Postal Money Orders and Received and Sent Value, 2006-2017*

| Tahun<br>Year | Dalam Negeri / Domestic |  | Luar Negeri / Abroad |  |
|---------------|-------------------------|--|----------------------|--|
|               | Jumlah<br>Total         | Nilai (Juta.Rp)<br>Value (Million, Rp) | Jumlah<br>Total      | Nilai (Juta.Rp)<br>Value (Million, Rp) |
| (1)           | (2)                     | (3)                                    | (4)                  | (5)                                    |
| 2006          | 73 527                  | 40 479                                 | 7 861                | 19 686                                 |
| 2007          | 84 881                  | 58 675                                 | 21 347               | 49 988                                 |
| 2008          | 104 555                 | 67 656                                 | 41 229               | 103 238                                |
| 2009          | 110 379                 | 102 835                                | 57 789               | 146 219                                |
| 2010          | 200 728                 | 187 980                                | 70 644               | 162 868                                |
| 2011          | 239 713                 | 248 622                                | 72 657               | 171 416                                |
| 2012          | 223 521                 | 264 393                                | 71 491               | 183 043                                |
| 2013          | 208 297                 | 259 435                                | 66 909               | 196 563                                |
| 2014          | 173 704                 | 215 443                                | 62 681               | 212 752                                |
| 2015          | 125 927                 | 161 751                                | 59 878               | 237 139                                |
| 2016          | 103 765                 | 131 936                                | 56 050               | 230 282                                |
| 2017          | 78 167                  | 48 310                                 | 56 973               | 275 191                                |

Sumber : PT. Pos Indonesia (Persero) Banyuwangi

Source : PT. Pos Indonesia (Persero), Banyuwangi

## TRANSPORTATION, COMMUNICATION, AND TOURISM

**Tabel** 8.2.4 **Banyaknya Giro dan Cek Pos Yang Diterima dan Dibayar, 2006-2017**  
**Table** *Number of Giro and Postal Cheque Received and Paid, 2006-2017*

| Tahun<br>Year | Penerimaan / Received |                 | Pembayaran / Payment |                 |
|---------------|-----------------------|-----------------|----------------------|-----------------|
|               | Jumlah<br>Total       | Nilai<br>Value  | Jumlah<br>Total      | Nilai<br>Value  |
| (1)           | (2)                   | (3)             | (4)                  | (5)             |
| 2006          | 33 171                | 23 753 194 940  | 569                  | 67 674 162 591  |
| 2007          | 25 847                | 13 881 568 116  | 591                  | 53 285 250 617  |
| 2008          | 17 748                | 19 720 399 224  | 4 788                | 111 418 413 132 |
| 2009          | 25 827                | 27 413 300 713  | 6 660                | 94 484 887 713  |
| 2010          | 44 253                | 36 250 135 504  | 4 860                | 92 515 027 314  |
| 2011          | 67 388                | 69 327 894 603  | 4 233                | 114 344 836 717 |
| 2012          | 74 933                | 58 690 437 654  | 2 243                | 96 775 451 803  |
| 2013          | 75 211                | 59 283 703 089  | 3 122                | 146 738 461 300 |
| 2014          | 220 781               | 129 311 944 600 | 107 654              | 87 576 905 800  |
| 2015          | 1 210                 | 5 503 622 679   | 605                  | 2 307 558 204   |
| 2016          | 23 048                | 96 450 104 201  | 145 182              | 378 179 395 322 |
| 2017          | 6 210                 | 42 444 971 776  | 153 089              | 173 131 833 080 |

Sumber : PT. Pos Indonesia (Persero) Banyuwangi

Source : PT. Pos Indonesia (Persero), Banyuwangi

## TRANSPORTASI, KOMUNIKASI DAN PARIWISATA

**Tabel 8.2.5** Data Alat Produksi Kantor Pos dan Giro Kabupaten Banyuwangi, 2013-2017  
**Table** Data Production of Post Office and Giro of Banyuwangi Regency, 2013-2017

| Uraian / Description               | Jumlah / Total |      |      |      |      |
|------------------------------------|----------------|------|------|------|------|
|                                    | 2013           | 2014 | 2015 | 2016 | 2017 |
| (1)                                | (2)            | (3)  | (4)  | (5)  | (6)  |
| 01. Kantor Pos dan Giro            | 1              | 1    | 1    | 1    | 1    |
| 02. Kantor Pos dan Giro            | 5              | 3    | 3    | 3    | 3    |
| 03. Kantor Pos dan Giro (Pembantu) | 17             | 22   | 22   | 22   | 22   |
| 04. Pos Keliling Kota              | 0              | 1    | 1    | 0    | 0    |
| 05. Pos Keliling Desa              | 11             | 0    | 0    | 0    | 0    |
| 06. Agen Pos                       | 4              | 4    | 4    | 4    | 4    |
| 07. Pos Desa                       | 3              | 3    | 0    | 0    | 0    |
| 08. Kotak Pos                      | 312            | 312  | 312  | 312  | 312  |
| 09. Tromol Pos                     | 52             | 52   | 52   | 52   | 52   |
| 10. Bus Surat                      | 26             | 26   | 26   | 26   | 26   |
| 11. Depot BPM                      | 0              | 0    | 0    | 0    | 0    |
| 12. Pos Sekolah Pos Pesantren      | 0              | 0    | 0    | 0    | 0    |
| 13. Agenpos Online                 | 0              | 2    | 38   | 38   | 20   |

Sumber : PT. Pos Indonesia (Persero) Banyuwangi

Source : PT. Pos Indonesia (Persero), Banyuwangi

## TRANSPORTATION, COMMUNICATION, AND TOURISM

**Tabel**  
**Table**

8.2.6

**Banyaknya Paket Pos Dalam Negeri dan Luar Negeri Yang Dikirim dan Diterima, 2006-2017**

**Number of Sent and Received Parcel Post Within the Country and Abroad, 2006-2017**

| Tahun / Year | Dikirim / Sent | Diterima / Received |
|--------------|----------------|---------------------|
| (1)          | (2)            | (3)                 |
| 2006         | 7 977          | 51 863              |
| 2007         | 9 240          | 20 151              |
| 2008         | 7 010          | 11 708              |
| 2009         | 11 993         | 14 940              |
| 2010         | 11 496         | 13 875              |
| 2011         | 14 988         | 9 776               |
| 2012         | 15 558         | 9 432               |
| 2013         | 16 314         | 9 124               |
| 2014         | 14 496         | 9 023               |
| 2015         | 14 670         | 8 821               |
| 2016         | 15 343         | 8 803               |
| 2017         | 166 035        | 560 638             |

Sumber : PT. Pos Indonesia (Persero) Banyuwangi

Source : PT. Pos Indonesia (Persero), Banyuwangi



## 8.3 PARIWISATA TOURISM

**Tabel** 8.3.1 **Banyaknya Hotel dan Restoran/Rumah Makan Kabupaten Banyuwangi, 2013-2015**  
**Table** 8.3.1 **Number of Hotels and Restaurants of Banyuwangi Regency, 2013-2015**

| Tahun<br>Year | Hotel / Hotels     |                            | Restoran/Rumah Makan<br>Restaurant |
|---------------|--------------------|----------------------------|------------------------------------|
|               | Berbintang<br>Star | Non Berbintang<br>Non Star |                                    |
| (1)           | (2)                | (3)                        | (4)                                |
| 2012          | 2                  | 65                         | 89                                 |
| 2013          | 2                  | 68                         | 90                                 |
| 2014          | 2                  | 70                         | 108                                |
| 2015          | 2                  | 71                         | 106                                |
| 2016          | 4                  | 71                         | 251                                |
| 2017          | 6                  | 76                         | 251                                |

Sumber : Dinas Kebudayaan dan Pariwisata Kabupaten Banyuwangi

Source : Culture and Tourism Service of Banyuwangi Regency

## TRANSPORTATION, COMMUNICATION, AND TOURISM

### Akomodasi, Kamar, dan Tempat Tidur yang Tersedia Menurut Kecamatan Kabupaten Banyuwangi, 2014-2015

**Tabel**  
**Table** 8.3.2

#### *Accommodations, Rooms, and Beds Available by Subdistrict of Banyuwangi Regency, 2014-2015*

| Kecamatan<br>Subdistrict | Akomodasi<br>Accommodations |           | Kamar<br>Rooms |              | Tempat Tidur<br>Beds |              |
|--------------------------|-----------------------------|-----------|----------------|--------------|----------------------|--------------|
|                          | 2014                        | 2015      | 2014           | 2015         | 2014                 | 2015         |
| (1)                      | (2)                         | (3)       | (4)            | (5)          | (6)                  | (7)          |
| 010 Pesanggaran          | 0                           | 0         | 0              | 0            | 0                    | 0            |
| 011 Siliragung           | 1                           | 1         | 13             | 13           | 13                   | 13           |
| 020 Bangorejo            | 0                           | 0         | 0              | 0            | 0                    | 0            |
| 030 Purwoharjo           | 6                           | 6         | 108            | 96           | 216                  | 192          |
| 040 Tegaldlimo           | 0                           | 0         | 0              | 0            | 0                    | 0            |
| 050 Muncar               | 1                           | 1         | 10             | 10           | 10                   | 10           |
| 060 Cluring              | 1                           | 1         | 15             | 15           | 18                   | 18           |
| 070 Gambiran             | 6                           | 6         | 348            | 348          | 525                  | 525          |
| 071 Tegalsari            | 0                           | 0         | 0              | 0            | 0                    | 0            |
| 080 Glenmore             | 3                           | 3         | 91             | 91           | 52                   | 52           |
| 090 Kalibaru             | 5                           | 5         | 167            | 167          | 322                  | 322          |
| 100 Genteng              | 4                           | 4         | 154            | 154          | 190                  | 190          |
| 110 Srono                | 1                           | 1         | 18             | 18           | 18                   | 18           |
| 120 Rogojampi            | 3                           | 3         | 86             | 86           | 121                  | 121          |
| 130 Kabat                | 0                           | 0         | 0              | 0            | 0                    | 0            |
| 140 Singojuruh           | 0                           | 0         | 0              | 0            | 0                    | 0            |
| 150 Sempu                | 0                           | 0         | 0              | 0            | 0                    | 0            |
| 160 Songgon              | 0                           | 0         | 0              | 0            | 0                    | 0            |
| 170 Glagah               | 2                           | 2         | 21             | 21           | 26                   | 26           |
| 171 Licin                | 3                           | 3         | 68             | 68           | 75                   | 75           |
| 180 Banyuwangi           | 13                          | 14        | 297            | 285          | 491                  | 479          |
| 190 Giri                 | 5                           | 5         | 122            | 122          | 194                  | 194          |
| 200 Kalipuro             | 18                          | 18        | 653            | 653          | 960                  | 960          |
| 210 Wongsorejo           | 0                           | 0         | 0              | 0            | 0                    | 0            |
| <b>Banyuwangi</b>        | <b>72</b>                   | <b>73</b> | <b>2 171</b>   | <b>2 171</b> | <b>3 231</b>         | <b>3 231</b> |

Sumber : Dinas Kebudayaan dan Pariwisata Kabupaten Banyuwangi

Source : Culture and Tourism Service of Banyuwangi Regency

## TRANSPORTASI, KOMUNIKASI DAN PARIWISATA

Jumlah Wisatawan Domestik dan Mancanegara yang Menginap pada Hotel di Kabupaten Banyuwangi, 2016-2017

**Tabel**  
**Table** 8.3.3

*Number of Domestic Visitors and Foreign Visitors Stay at Hotels of Banyuwangi Regency, 2016-2017*

| Bulan<br>Month         | Wisatawan Domestik<br>Domestic Visitors |         | Wisatawan Mancanegara<br>Foreign Visitors |        |
|------------------------|---|---------|---|--------|
|                        | 2016                                    | 2017    | 2016                                      | 2017   |
| (1)                    | (2)                                     | (3)     | (4)                                       | (5)    |
| Januari<br>January     | 43 446                                  | 44 111  | 2 587                                     | 2954   |
| Pebruari<br>February   | 43 521                                  | 42 155  | 2 640                                     | 3509   |
| Maret<br>March         | 46 042                                  | 43 143  | 2 930                                     | 3652   |
| April<br>April         | 44 554                                  | 44 805  | 3 246                                     | 4438   |
| Mei<br>May             | 50 026                                  | 44 177  | 5 305                                     | 4997   |
| Juni<br>June           | 45 198                                  | 43 746  | 5 026                                     | 5800   |
| Juli<br>July           | 52 022                                  | 54 096  | 8 542                                     | 6911   |
| Agustus<br>August      | 42 135                                  | 51 615  | 9 685                                     | 6371   |
| September<br>September | 44 488                                  | 51 187  | 7 755                                     | 7947   |
| Oktober<br>October     | 46 540                                  | 55 489  | 6 478                                     | 7083   |
| November<br>November   | 44 252                                  | 62 496  | 5 359                                     | 7993   |
| Desember<br>December   | 49 289                                  | 69 644  | 4 549                                     | 9616   |
| Jumlah / Total         | 551 513                                 | 606 664 | 64 102                                    | 71 271 |

Sumber : Dinas Kebudayaan dan Pariwisata Kabupaten Banyuwangi

Source : Culture and Tourism Service of Banyuwangi Regency

<https://banyuwangikab.bps.go.id>

# KEUANGAN DAN HARGA

## FINANCE AND PRICES

# 9

### REALISASI BELANJA DAERAH (MILIAR RUPIAH)

BAGI HASIL KE PEMPROV/  
KABUPATEN/KOTA  
7,32



BELANJA OPERASIONAL  
2 108,68



BELANJA TAK TERDUGA  
2,95



BELANJA MODAL  
657,08



<https://banyuwangikab.bps.go.id>



### Penjelasan Teknis

1. Cakupan Statistik Keuangan meliputi:
  - a. Penerimaan Pemerintah Daerah
  - b. Pengeluaran Pemerintah Daerah
  - c. Data statistik perbankan yang bersumber dari Bank Indonesia Kantor Perwakilan Jember
2. Kantor bank terdiri dari Kantor Cabang (KC), Kantor Cabang Pembantu (KCP), dan kantor di bawah KCP
3. Data harga yang disajikan merupakan harga eceran beras dan beberapa jenis barang di pasar Kabupaten Banyuwangi.
4. Harga eceran beras diolah dari survei mingguan BPS Kabupaten Banyuwangi. Beragamnya kualitas beras maka harga yang disajikan adalah harga beras tertimbang.

### Technical Notes

1. *Coverage of Financial Statistics involve:*
  - a. *District Local Revenue*
  - b. *District Expenditure*
  - c. *Banking statistics sourced from Bank Indonesia Representative Office in Jember.*
2. *Bank offices consist of branch office (KC), sub branch office (KCP) and offices under KCP.*
3. *Price data presented the retail prices of rice and several commodities in Banyuwangi Regency*
4. *The retail price of rice is compiled through the weekly price survey conducted by the BPS– Banyuwangi Regency. Due to different qualities of rice, the weighted price of rice is used.*

## **FINANCE AND PRICE**

5. Harga eceran beberapa jenis barang di pasar Kabupaten Banyuwangi diolah dari hasil survei bulanan Badan Pusat Statistik di Kabupaten Banyuwangi.
5. *The retail prices of several commodities in Banyuwangi Regency are compiled from the monthly price survey conducted by the BPS Banyuwangi Regency.*



9.1 KEUANGAN  
FINANCE

**Tabel** 9.1.1 **Realisasi Penerimaan Daerah Menurut Jenis Penerimaan Kabupaten Banyuwangi (Miliar Rupiah), 2013-2017**  
*Realization of Local Revenue by Type of Reception of Banyuwangi Regency (Billion Rupiah), 2013-2017*

| Jenis Penerimaan<br>Type of Receipt  | 2013     | 2014     | 2015     | 2016     | 2017     |
|--|----------|----------|----------|----------|----------|
| (1)  | (2)      | (3)      | (4)      | (5)      | (6)      |
| 1. Pendapatan Asli Daerah (PAD)<br><i>Indegenous Local Revenue</i>   |          |          |          |          |          |
| a. Pajak Daerah<br><i>Local Tax</i>  | 65,94    | 94,13    | 115,91   | 120,83   | 152,81   |
| b. Retribusi Daerah<br><i>Local Retribution</i>  | 28,65    | 67,28    | 31,3     | 34,59    | 35,71    |
| c. Hasil Pengelolaan Kekayaan Daerah yang dipisahkan<br><i>Results of Separated Regional Wealth Management</i> | 14,54    | 15,56    | 15,57    | 15,07    | 16,1     |
| d. Lain-lain PAD yang sah<br><i>Other Legal Incomes</i>  | 74,10    | 106,52   | 184,22   | 197,39   | 184,33   |
| 2. Dana Perimbangan<br><i>Balancing Fund</i>   |          |          |          |          |          |
| a. Bagi Hasil Pajak<br><i>Tax-sharing</i>  | 50,24    | 47,96    | 38,56    | 53,68    | 36,87    |
| b. Bagi Hasil Bukan Pajak<br><i>Non Tax-sharing</i>  | 32,13    | 37,12    | 40,35    | 35,74    | 36,15    |
| c. Dana Alokasi Umum (DAU)<br><i>General Allocation Fund</i>   | 1 154,50 | 1 254,50 | 1 288,94 | 1 400,38 | 1 375,78 |
| d. Dana Alokasi Khusus (DAK)<br><i>Special Allocation Fund</i>   | 77,00    | 48,04    | 126,46   | 357,34   | 344,86   |

Sumber : Badan Pengelolaan Keuangan Dan Aset Daerah Kabupaten Banyuwangi  
Source : Finance and Asset Management Agency of Banyuwangi Regency

Lanjutan Tabel / *Continuation of Table 9.1.1*

| <b>Jenis Penerimaan<br/>Type of Receipt</b>   | <b>2013</b> | <b>2014</b> | <b>2015</b> | <b>2016</b> | <b>2017</b> |
|---|-------------|-------------|-------------|-------------|-------------|
| (1)   | (2)         | (3)         | (4)         | (5)         | (6)         |
| Lain-lain Pendapatan Daerah yang Sah<br><i>Special Allocation Fund</i>  |             |             |             |             |             |
| a. Pendapatan Hibah<br><i>Donation Revenues</i>   | 0,41        | 146,46      | 167,30      | 160,99      | 131,30      |
| b. Dana Bagi Hasil Pajak dari Provinsi dan pemerintah daerah lainnya<br><i>Tax Revenue Sharing From Province and Other Local Government</i> | 95,56       | 161,3       | 157,87      | 169,19      | 207,35      |
| c. Dana Penyesuaian dan Otonomi Khusus<br><i>Adjustments and Special Autonomy Fund</i>  | 293,37      | 304,29      | 451,40      | 174,39      | 179,68      |
| d. Bantuan Keuangan dari Provinsi atau pemerintah daerah lainnya<br><i>Financial Assistance From Province and Other Local Government</i>    | 30,62       | 135,82      | 161,26      | 86,03       | 31,08       |
| e. Sumbangan Pihak Ketiga<br><i>Third-Party Contributions</i>   | -           | -           | -           | -           | -           |
| f. Pendapatan Lainnya<br><i>Other Income</i>  | -           | -           | -           | -           | -           |
|   | 1 917,06    | 2 418,84    | 2 777,4     | 2 805,62    | 2 732,02    |

Sumber : Badan Pengelolaan Keuangan Dan Aset Daerah Kabupaten Banyuwangi

Source : *Finance and Asset Management Agency of Banyuwangi Regency*

**Tabel** 9.1.2 **Realisasi Pengeluaran Daerah Menurut Jenis Pengeluaran Kabupaten Banyuwangi (Miliar Rupiah), 2013-2017**  
**Table** *Realization of Regional Expenditure by Type of Expenditure of Banyuwangi Regency (Billion Rupiah), 2013-2017*

| Jenis Pengeluaran<br>Type of Expenditure   | 2013     | 2014     | 2015     | 2016     | 2017     |
|--|----------|----------|----------|----------|----------|
| (1)  | (2)      | (3)      | (4)      | (5)      | (6)      |
| 1. Belanja Operasi<br><i>Operating Expenditures</i>  |          |          |          |          |          |
| a. Belanja Pegawai<br><i>Employee Expenditures</i>   | 1 049,84 | 1 147,86 | 1 243,91 | 1 313,53 | 1 099,86 |
| b. Belanja Barang dan Jasa<br><i>Spending on Goods and Services</i>  | 261,72   | 436,43   | 529,94   | 561,90   | 591,05   |
| c. Belanja Bunga<br><i>Interest Expenditures</i>   | -        | -        | -        | -        | 0,00     |
| d. Belanja Hibah<br><i>Grant Expenditures</i>  | 94,69    | 72,86    | 122,75   | 60,03    | 85,37    |
| e. Belanja Bantuan Sosial<br><i>Social Assistance Expenditures</i>   | 11,27    | 10,03    | 6,13     | 8,06     | 3,95     |
| f. Belanja Bantuan Keuangan Kepada Pemerintah Provinsi/ Kabupaten/ Kota dan Desa<br><i>Financial Assistance Expenditure to the Provinces Regency/Cities and Village Government</i>                                   | 66,86    | 70,41    | 137,30   | 236,80   | 328,45   |
| 2. Belanja Modal<br><i>Capital Expenditure</i>   | 400,91   | 558,55   | 699,42   | 911,58   | 657,08   |
| 3. Belanja Tak Terduga<br><i>Unexpected Expenditures</i>   | -        | -        | 0        | 0,94     | 2,95     |
| 4. Belanja Bagi Hasil Kepada Pemerintah Provinsi/Kabupaten/Kota dan Desa dan Bantuan Keuangan Desa<br><i>Sharing Expenditures to Provinces/ Regency/Cities and Village Government and Village Finance Assistance</i> | 1,02     | 3,17     | 2,33     | 2,44     | 7,32     |
| Jumlah / Total   | 1 886,31 | 2 299,31 | 2 741,77 | 3 095,29 | 2 776,03 |

Sumber : Badan Pengelolaan Keuangan Dan Aset Daerah Kabupaten Banyuwangi

Source : Finance and Asset Management Agency of Banyuwangi Regency

## FINANCE AND PRICE

**Tabel**  
**Table**

9.1.3

**Realisasi Penerimaan Pajak Bumi dan Bangunan Sektor Perkotaan Menurut Kecamatan dan Pemasukannya, 2017**

**Realization of Building and Land Taxes of Urban Sector by Subdistrict and Revenues, 2017**

| Kecamatan<br>Subdistrict | Target<br>Target      | Realisasi<br>Realization | Persentase<br>Percentage |
|--------------------------|-----------------------|--------------------------|--------------------------|
| (1)                      | (2)                   | (3)                      | (4)                      |
| 010 Pesanggaran          | 227 165 800           | 155 642 813              | 68,52%                   |
| 011 Siliragung           | 425 698 773           | 284 624 016              | 66,86%                   |
| 020 Bangorejo            | 449 159 737           | 449 159 737              | 100,00%                  |
| 030 Purwoharjo           | 220 043 449           | 220 043 449              | 100,00%                  |
| 040 Tegaldlimo           | 190 247 497           | 190 247 497              | 100,00%                  |
| 050 Muncar               | 2 482 249 155         | 1 818 844 910            | 73,27%                   |
| 060 Cluring              | 579 408 885           | 579 408 885              | 100,00%                  |
| 070 Gambiran             | 612 298 423           | 478 006 820              | 78,07%                   |
| 071 Tegalsari            | 206 578 616           | 196 163 753              | 94,96%                   |
| 080 Glenmore             | 161 917 125           | 75 755 062               | 46,79%                   |
| 090 Kalibaru             | 275 934 914           | 150 406 074              | 54,51%                   |
| 100 Genteng              | 964 984 611           | 799 289 706              | 82,83%                   |
| 110 Srono                | 417 258 236           | 363 145 749              | 87,03%                   |
| 120 Rogojampi            | 619 003 122           | 449 973 467              | 72,69%                   |
| 121 Blimbingsari         | -                     | -                        | -                        |
| 130 Kabat                | 225 088 096           | 136 496 054              | 60,64%                   |
| 140 Singojuruh           | 112 840 989           | 90 476 415               | 80,18%                   |
| 150 Sempu                | 248 274 476           | 179 010 737              | 72,10%                   |
| 160 Songgon              | 97 395 979            | 60 949 644               | 62,58%                   |
| 170 Glagah               | 300 904 536           | 162 381 793              | 53,96%                   |
| 171 Licin                | 53 825 905            | 50 851 800               | 94,47%                   |
| 180 Banyuwangi           | 3 878 254 758         | 2 579 686 879            | 66,52%                   |
| 190 Giri                 | 559 421 229           | 367 798 448              | 65,75%                   |
| 200 Kalipuro             | 2 986 690 111         | 2 320 254 711            | 77,69%                   |
| 210 Wongsorejo           | 367 992 750           | 226 236 488              | 61,48%                   |
| <b>Jumlah / Total</b>    | <b>16 662 637 172</b> | <b>12 381 195 390</b>    | <b>74,31%</b>            |

Sumber : Badan Pendapatan Daerah Kabupaten Banyuwangi

Source : Regional Revenues Services of Banyuwangi Regency

### Realisasi Penerimaan Pajak Bumi dan Bangunan Sektor Pedesaan Menurut Kecamatan dan Pemasukannya, 2017

**Tabel**  
**Table** 9.1.4

#### *Realization of Building and Land Taxes of Rural Sector by Subdistrict and Revenues, 2017*

| Kecamatan<br><i>Subdistrict</i> | Target<br><i>Target</i> | Realisasi<br><i>Realization</i> | Persentase<br><i>Percentage</i> |
|---------------------------------|-------------------------|---------------------------------|---------------------------------|
| (1)                             | (2)                     | (3)                             | (4)                             |
| 010 Pesanggaran                 | 165 576 378             | 155 492 148                     | 93,91%                          |
| 011 Siliragung                  | 420 393 021             | 294 737 663                     | 70,11%                          |
| 020 Bangorejo                   | 880 454 039             | 858 814 613                     | 97,54%                          |
| 030 Purwoharjo                  | 995 310 990             | 995 310 990                     | 100,00%                         |
| 040 Tegaldimo                   | 1 145 443 724           | 1 145 469 510                   | 100,00%                         |
| 050 Muncar                      | 803 507 902             | 651 866 119                     | 81,13%                          |
| 060 Cluring                     | 785 077 931             | 745 199 364                     | 94,92%                          |
| 070 Gambiran                    | 965 182 374             | 771 747 428                     | 79,96%                          |
| 071 Tegalsari                   | 468 908 950             | 463 892 049                     | 98,93%                          |
| 080 Glenmore                    | 492 612 587             | 379 049 612                     | 76,95%                          |
| 090 Kalibaru                    | 228 597 172             | 186 062 935                     | 81,39%                          |
| 100 Genteng                     | 1 068 287 881           | 792 215 493                     | 74,16%                          |
| 110 Srono                       | 1 221 208 251           | 1 148 293 069                   | 94,03%                          |
| 120 Rogojampi                   | 985 285 878             | 563 908 654                     | 57,23%                          |
| 121 Blimbingsari                | 1 277 357 395           | 929 371 029                     | 72,76%                          |
| 130 Kabat                       | 1 060 478 486           | 695 042 160                     | 65,54%                          |
| 140 Singojuruh                  | 692 027 103             | 442 769 070                     | 63,98%                          |
| 150 Sempu                       | 767 470 674             | 436 250 955                     | 56,84%                          |
| 160 Songgon                     | 563 446 169             | 411 088 966                     | 72,96%                          |
| 170 Glagah                      | 341 477 501             | 177 064 509                     | 51,85%                          |
| 171 Licin                       | 467 588 150             | 348 785 292                     | 74,59%                          |
| 180 Banyuwangi                  | -                       | -                               | -                               |
| 190 Giri                        | 133 350 357             | 66 732 304                      | 50,04%                          |
| 200 Kalipuro                    | 552 506 939             | 338 481 375                     | 61,26%                          |
| 210 Wongsorejo                  | 677 495 411             | 410 988 423                     | 60,66%                          |
| <b>Jumlah / Total</b>           | <b>17 159 045 263</b>   | <b>13 374 221 051</b>           | <b>77,94%</b>                   |

Sumber : Badan Pendapatan Daerah Kabupaten Banyuwangi

Source : Regional Revenues Services of Banyuwangi Regency

## FINANCE AND PRICE

**Tabel**  
**Table**

9.1.5

**Penerimaan Pajak Kendaraan Bermotor (PKB) dan Bea Balik Nama Kendaraan Bermotor (BBNKB) Menurut Bulan, 2017**

**Reception of Motor Vehicle Tax and Transfer of Motor Vehicle Title Fee by Month, 2017**

| <b>Bulan</b><br><b>Month</b>  | <b>PKB</b><br><b>Motor Vehicle Tax</b> | <b>BBNKB</b><br><b>Transfer of Motor Vehicle Title Fee</b> | <b>Jumlah</b><br><b>Total</b> |
|-------------------------------|--|--|-------------------------------|
| (1)                           | (2)                                    | (3)  | (4)                           |
| Januari<br><i>January</i>     | 14 299 612 624                         | 10 552 346 000   | 24 851 958 624                |
| Pebruari<br><i>February</i>   | 12 731 437 625                         | 11 023 767 000   | 23 755 204 625                |
| Maret<br><i>March</i>         | 14 453 406 541                         | 10 723 334 000   | 25 176 740 541                |
| April<br><i>April</i>         | 13 561 742 708                         | 9 483 701 000  | 23 045 443 708                |
| Mei<br><i>May</i>             | 15 898 755 324                         | 11 710 638 900   | 27 609 394 224                |
| Juni<br><i>June</i>           | 14 080 102 992                         | 11 090 659 000   | 25 170 761 992                |
| Juli<br><i>July</i>           | 17 168 902 500                         | 11 268 584 500   | 28 437 487 000                |
| Agustus<br><i>August</i>      | 15 469 655 817                         | 10 995 587 900   | 26 465 243 717                |
| September<br><i>September</i> | 13 932 829 750                         | 9 288 904 500  | 23 221 734 250                |
| Oktober<br><i>October</i>     | 16 238 514 475                         | 10 842 235 700   | 27 080 750 175                |
| November<br><i>November</i>   | 17 048 197 400                         | 9 281 950 000  | 26 330 147 400                |
| Desember<br><i>December</i>   | 18 978 479 350                         | 10 700 188 800   | 29 678 668 150                |
| <b>Jumlah / Total</b>         | <b>183 861 637 106</b>                 | <b>126 961 897 300</b>                                     | <b>310 823 534 406</b>        |

Sumber : Unit Pelaksana Teknis Dinas Pendapatan Pemerintah Propinsi Jawa Timur

Source : Technical Implementation Unit of Regional Revenues Services of Jawa Timur Province

9.2 HARGA-HARGA  
PRICES

**Tabel** 9.2.1 Harga Eceran Beras dan Beberapa Komoditi Kabupaten Banyuwangi, 2017  
**Table** 9.2.1 *Retail Price of Rice and Several Commodities of Banyuwangi Regency, 2017*

| Komoditi<br><i>Commodities</i>                    | Satuan<br><i>Unit</i> | Januari<br><i>January</i> | Februari<br><i>February</i> | Maret<br><i>March</i> | April<br><i>April</i> |
|---|-----------------------|---------------------------|-----------------------------|-----------------------|-----------------------|
| (1)   | (2)                   | (3)                       | (4)                         | (5)                   | (6)                   |
| Beras / <i>Rice</i>                               | kg                    | 11 500                    | 11 500                      | 11 500                | 11 500                |
| Daging Ayam Kampung<br><i>Native Chicken Meat</i> | kg                    | 73 000                    | 73 000                      | 73 000                | 74 000                |
| Daging Ayam Ras<br><i>Broiler Meat</i>            | kg                    | 25 000                    | 25 000                      | 26 000                | 26 000                |
| Daging Sapi / <i>Beef</i>                         | kg                    | 115 000                   | 115 000                     | 115 000               | 115 000               |
| Telur Ayam / <i>Eggs</i>                          | kg                    | 21 750                    | 22 500                      | 25 500                | 24 250                |
| Susu Kental / <i>Condensed Milk</i>               | kaleng                | 9 750                     | 9 750                       | 9 750                 | 9 750                 |
| Susu Bubuk / <i>Milk Powder</i>                   | doos                  | 41 500                    | 41 500                      | 41 500                | 41 500                |
| Gula Pasir / <i>Sugar</i>                         | kg                    | 11 000                    | 11 000                      | 11 000                | 11 000                |
| Minyak Goreng / <i>Cooking Oil</i>                | kg                    | 13 000                    | 13 000                      | 13 000                | 13 000                |

## FINANCE AND PRICE

Lanjutan Tabel / Continuation of Table 9.2.1

| <b>Komoditi<br/>Commodities</b>            | <b>Satuan<br/>Unit</b> | <b>Mei<br/>May</b> | <b>Juni<br/>June</b> | <b>Juli<br/>July</b> | <b>Agustus<br/>August</b> |
|--|------------------------|--------------------|----------------------|----------------------|---------------------------|
| (1)  | (2)                    | (7)                | (8)                  | (9)                  | (10)                      |
| Beras / Rice                               | kg                     | 11 500             | 11 500               | 11 500               | 11 500                    |
| Daging Ayam Kampung<br>Native Chicken Meat | kg                     | 74 000             | 74 000               | 76 000               | 76 000                    |
| Daging Ayam Ras<br>Broiler Meat            | kg                     | 26 000             | 28 000               | 28 000               | 29 000                    |
| Daging Sapi / Beef                         | kg                     | 115 000            | 115 000              | 115 000              | 115 000                   |
| Telur Ayam / Eggs                          | kg                     | 24 750             | 23 800               | 23 800               | 23 800                    |
| Susu Kental / Condensed<br>Milk            | kaleng                 | 9 750              | 9 750                | 9 750                | 9 750                     |
| Susu Bubuk / Milk Powder                   | doos                   | 41 500             | 41 500               | 41 500               | 41 500                    |
| Gula Pasir / Sugar                         | kg                     | 11 000             | 11 000               | 11 000               | 11 000                    |
| Minyak Goreng / Cooking<br>Oil             | kg                     | 13 000             | 13 000               | 13 000               | 13 000                    |



## KEUANGAN DAN HARGA

Lanjutan Tabel / *Continuation of Table 9.2.1*

| <b>Komoditi<br/><i>Commodities</i></b>            | <b>Satuan<br/><i>Unit</i></b> | <b>September<br/><i>September</i></b> | <b>Oktober<br/><i>October</i></b> | <b>November<br/><i>November</i></b> | <b>Desember<br/><i>December</i></b> |
|---|-------------------------------|---------------------------------------|-----------------------------------|-------------------------------------|-------------------------------------|
| (1)   | (2)                           | (11)                                  | (12)                              | (13)                                | (14)                                |
| Beras / <i>Rice</i>                               | kg                            | 11 500                                | 11 500                            | 11 500                              | 11 500                              |
| Daging Ayam Kampung<br><i>Native Chicken Meat</i> | kg                            | 75 000                                | 75 000                            | 73 000                              | 70 000                              |
| Daging Ayam Ras<br><i>Broiler Meat</i>            | kg                            | 29 000                                | 30 000                            | 30 000                              | 32 000                              |
| Daging Sapi / <i>Beef</i>                         | kg                            | 115 000                               | 115 000                           | 115 000                             | 115 000                             |
| Telur Ayam / <i>Eggs</i>                          | kg                            | 23 800                                | 23 800                            | 23 800                              | 23 500                              |
| Susu Kental / <i>Condensed<br/>Milk</i>           | kaleng                        | 9 750                                 | 9 750                             | 9 750                               | 9 750                               |
| Susu Bubuk / <i>Milk Powder</i>                   | doos                          | 41 500                                | 41 500                            | 41 500                              | 41 500                              |
| Gula Pasir / <i>Sugar</i>                         | kg                            | 11 000                                | 11 000                            | 11 000                              | 11 000                              |
| Minyak Goreng / <i>Cooking<br/>Oil</i>            | kg                            | 13 000                                | 13 000                            | 13 000                              | 13 000                              |

Sumber : Badan Pusat Statistik Kabupaten Banyuwangi

Source : *Statistics of Banyuwangi Regency*

<https://banyuwangikab.bps.go.id>

**RATA-RATA PENGELUARAN PERKAPITA SEBULAN**



Rata-rata pengeluaran perkapita sebulan kelompok makanan  
Rp. 432.350 sedangkan kelompok bukan makanan  
Rp. 419.942

**POPULATION EXPENDITURE AND CONSUMPTION**

<https://banyuwangikab.bps.go.id>

## PENGELUARAN DAN KONSUMSI PENDUDUK

### Penjelasan Teknis

1. Pengeluaran rata-rata per kapita adalah biaya yang dikeluarkan untuk konsumsi semua anggota rumah tangga selama sebulan baik yang berasal dari pembelian, pemberian maupun produksi sendiri dibagi dengan banyaknya anggota rumah tangga dalam rumah tangga tersebut.
2. Dari hasil Survei Sosial Ekonomi Nasional (SUSENAS) dapat diperoleh pengeluaran rata-rata perkapita sebulan suatu wilayah baik pengeluaran untuk makanan maupun non makanan.

### Technical Notes

1. *Per capita Average Expenditure is the cost spent for all household members consumption during the month, whether from purchasing, giving or own production, divided by the number of household members in the household.*
2. *Based on National Social Economic Survey, we can get average monthly percapita expenditure for a region, which consist of two groups of commodity, food and non food commodity.*

**POPULATION EXPENDITURE AND CONSUMPTION**

<https://banyuwangikab.bps.go.id>

## PENGELUARAN DAN KONSUMSI PENDUDUK

### Pengeluaran Rata-rata per Kapita Sebulan Menurut Kelompok Barang Makanan di Kabupaten Banyuwangi, 2013-2017

**Tabel**  
**Table**      **10.1**

#### *Average Expenditure Per Capita Per Month by Food Group in Banyuwangi Regency (rupiahs), 2013-2017*

| <b>Kelompok Makanan</b><br><b>Food Group</b>                  | <b>2013</b>    | <b>2014</b>    | <b>2015</b>    | <b>2016</b>    | <b>2017</b>    |
|---|----------------|----------------|----------------|----------------|----------------|
| (1)   | (2)            | (3)            | (4)            | (5)            | (6)            |
| Padi-padian / <i>Cereals</i>                                  | 59 696         | 59 933         | 71 416         | 64 660         | 52 750         |
| Umbi-umbian / <i>Tubers</i>                                   | 1 679          | 1 656          | 2 029          | 2 687          | 2 426          |
| Ikan / <i>Fish</i>  | 20 150         | 22 563         | 23 146         | 21 093         | 22 677         |
| Daging / <i>Meat</i>  | 9 862          | 10 265         | 11 260         | 11 300         | 15 463         |
| Telur dan Susu / <i>Eggs and Milk</i>                         | 17 363         | 17 332         | 19 581         | 22 621         | 21 798         |
| Sayur-sayuran / <i>Vegetables</i>                             | 31 098         | 29 241         | 25 895         | 35 835         | 42 753         |
| Kacang-kacangan / <i>Legumers</i>                             | 15 582         | 16 336         | 15 551         | 15 678         | 13 885         |
| Buah-buahan / <i>Fruits</i>                                   | 14 227         | 16 111         | 17 235         | 20 878         | 21 006         |
| Minyak dan Lemak / <i>Oil and Fats</i>                        | 13 387         | 14 102         | 15 947         | 14 354         | 14 720         |
| Bahan Minuman / <i>Beverage Stuffs</i>                        | 11 719         | 11 796         | 13 479         | 14 543         | 14 014         |
| Bumbu-bumbuan / <i>Spices</i>                                 | 6 937          | 7 414          | 7 332          | 8 748          | 7 628          |
| Konsumsi Lainnya / <i>Miscellaneous Food Items</i>            | 8 095          | 9 071          | 9 995          | 11 183         | 9 890          |
| Makanan dan Minuman Jadi / <i>Prepared Food and Beverages</i> | 66 636         | 74 036         | 77 271         | 109 082        | 136 148        |
| Tembakau dan Sirih / <i>Tobacco and Betel</i>                 | 33 429         | 40 608         | 39 736         | 56 286         | 56 193         |
| <b>Jumlah / Total</b>   | <b>309 861</b> | <b>330 465</b> | <b>349 918</b> | <b>408 947</b> | <b>432 350</b> |

Sumber : BPS, Susenas 2012,2013,2014,2015,dan 2016

Source : Statistics Indonesia, based on 2012,2013,2014,2015,and 2016 Social Economic Survey

## POPULATION EXPENDITURE AND CONSUMPTION

### Pengeluaran Rata-rata per Kapita Sebulan Menurut Kelompok Barang Bukan Makanan di Kabupaten Banyuwangi, 2013-2017

**Tabel**  
**Table** 10.2

#### *Average Expenditure Per Capita Per Month by Non Food Group in Banyuwangi Regency (rupiahs), 2013-2017*

| Kelompok Barang Bukan Makanan<br><i>Non Food Group</i>                          | 2013           | 2014           | 2015           | 2016           | 2017           |
|---|----------------|----------------|----------------|----------------|----------------|
| (1)   | (2)            | (3)            | (4)            | (5)            | (6)            |
| Perumahan dan Fasilitas Rumah Tangga /<br><i>Housing and household facility</i> | 100 341        | 103 650        | 163 047        | 162 559        | 157 799        |
| Aneka Barang dan Jasa /<br><i>Goods and services</i>                            | 110 343        | 117 899        | 90 879         | 100 380        | 100 796        |
| Pakaian, Alas Kaki, Tutup Kepala /<br><i>Clothing, footwear, and headgear</i>   | 21 312         | 26 522         | 27 166         | 33 897         | 34 168         |
| Barang yang Tahan Lama /<br><i>Durable goods</i>                                | 36 664         | 42 529         | 71 272         | 56 232         | 82 444         |
| Pajak dan Asuransi /<br><i>Taxes and insurances</i>                             | 11 593         | 11 491         | 16 468         | 16 617         | 27 777         |
| Keperluan Pesta /<br><i>Parties and ceremonies</i>                              | 10 748         | 15 296         | 16 338         | 14 499         | 16 958         |
| <b>Jumlah / Total</b>   | <b>291 000</b> | <b>317 387</b> | <b>385 170</b> | <b>384 182</b> | <b>419 942</b> |

Sumber : BPS, Susenas 2012,2013,2014,2015,dan 2016

Source : Statistics Indonesia, based on 2012,2013,2014,2015,and 2016 Social Economic Survey



# PENDAPATAN REGIONAL *REGIONAL INCOME*

# 11

## 4 BESAR PEMBENTUKAN PDRB



KABUPATEN BANYUWANGI

A PERTANIAN, KEHUTANAN DAN PERIKANAN 33,70 %

G PERDAGANGAN BESAR DAN ECERAN; REPARASI MOBIL  
DAN SEPEDA MOTOR 15,21 %

F KONSTRUKSI 12,45 %

C INDUSTRI PENGOLAHAN 10,74 %



### Penjelasan Teknis

1. Produk Domestik Bruto pada tingkat nasional serta Produk Domestik Regional Bruto (PDRB) pada tingkat regional (kabupaten) menggambarkan kemampuan suatu wilayah untuk menciptakan nilai tambah pada suatu waktu tertentu. PDRB menyajikan komposisi data nilai tambah dirinci menurut sumber kegiatan ekonomi (lapangan usaha). PDRB lapangan usaha merupakan penjumlahan seluruh komponen nilai tambah bruto yang diciptakan oleh sektor-sektor ekonomi atas berbagai aktivitas produksinya.
2. PDRB menurut lapangan usaha mengalami perubahan klasifikasi dari 9 lapangan usaha menjadi 17 lapangan usaha. PDRB menurut lapangan usaha dirinci menurut total nilai tambah dari seluruh sektor ekonomi yang mencakup lapangan usaha Pertanian, Kehutanan, dan

### Technical Notes

1. *Gross Domestic Product at the national level as well as Gross Regional Domestic Product (GRDP) at the regional level (district) describes the ability of a region to create added value at any given time. PDRB presents the composition of value added data specified according to the source of economic activity (business field). Gross Regional Domestic Product (GRDP) is the sum of all gross value added components created by the economic sectors for its various production activities.*
2. *GRDP according to the field of business has changed the classification of 9 business fields into 17 business fields. GRDP by business field is detailed according to the total value added of all economic sectors covering the business fields of Agriculture, Forestry and Fisheries;*

## **REGIONAL INCOME**

Perikanan; Pertambangan dan Penggalian; Industri Pengolahan; Pengadaan Listrik dan Gas; Pengadaan Air, Pengelolaan Sampah, Limbah dan Daur Ulang; Konstruksi; Perdagangan Besar dan Eceran, Reparasi Mobil dan Sepeda Motor; Transportasi dan Pergudangan; Penyediaan Akomodasi dan Makanan dan Minum; Informasi dan Komunikasi; Jasa Keuangan dan Asuransi; Real Estat; Jasa Perusahaan; Administrasi Pemerintahan, Pertahanan dan Jaminan Sosial Wajib; Jasa Pendidikan; Jasa Kesehatan dan Kegiatan Sosial; dan Jasa lainnya.

*Mining and excavation; Processing industry; Procurement of Electricity and Gas; Water Supply, Waste Management, Waste and Recycling; Construction; Large and Retail Trade, Car Repair and Motorcycles; Transportation and Warehousing; Provision of Accommodation and Drinking; Information and Communication; Financial Services and Insurance; Real Estate; Company Services; Mandatory Government Administration, Defense and Social Security Administration; Educational Services; Health Services and Social Activities; And other Services.*

**Produk Domestik Regional Bruto Atas Dasar Harga Berlaku Menurut Lapangan Usaha di Kabupaten Banyuwangi (Juta Rupiah), 2015-2017**

**Tabel**  
**Table** 11.1

**Gross Domestic Regional Product at Current Market Prices by Industrial Origin of Banyuwangi Regency (million rupiahs), 2015-2017**

| Lapangan Usaha / Industry  | 2015          | 2016          | 2017          |
|--|---------------|---------------|---------------|
| (1)  | (2)           | (3)           | (4)           |
| A. Pertanian, Kehutanan, dan Perikanan / <i>Agriculture, Forestry and Fishing</i>  | 21 944 161,58 | 23 475 737,82 | 24 347 820,50 |
| B. Pertambangan dan Penggalian / <i>Mining and Quarrying</i>   | 4 650 842,95  | 5 033 739,61  | 5 504 252,04  |
| C. Industri Pengolahan / <i>Manufacturing</i>  | 6 549 448,36  | 7 264 441,92  | 7 760 903,26  |
| D. Pengadaan Listrik dan Gas / <i>Electricity and Gas</i>  | 25 576,80     | 28 832,33     | 31 557,58     |
| E. Pengadaan Air, Pengelolaan Sampah, Limbah dan Daur Ulang / <i>Water supply, Sewerage, Waste Management and Remediation Activities</i>       | 36 944,20     | 40 484,51     | 42 022,00     |
| F. Konstruksi / <i>Construction</i>  | 6 820 370,11  | 7 775 548,32  | 8 994 178,93  |
| G. Perdagangan Besar dan Eceran; Reparasi Mobil dan Sepeda Motor / <i>Wholesale and Retail Trade; Repair of Motor Vehicles and Motorcycles</i> | 8 454 492,78  | 9 618 546,48  | 10 988 013,05 |
| H. Transportasi dan Pergudangan / <i>Transportation and Storage</i>  | 1 814 180,69  | 2 064 862,08  | 2 294 321,43  |
| I. Penyediaan Akomodasi dan Makan Minum / <i>Accommodation and Food Service Activities</i>   | 1 392 292,50  | 1 638 066,96  | 1 915 462,28  |
| J. Informasi dan Komunikasi / <i>Information and Communication</i>   | 2 413 780,53  | 2 676 775,28  | 2 955 664,90  |

Sumber : Badan Pusat Statistik Kabupaten Banyuwangi

Source: BPS - Statistics of Banyuwangi Regency

## REGIONAL INCOME

Lanjutan Tabel / Continuation of Table 11.1

| Lapangan Usaha / Industry  | 2015          | 2016          | 2017          |
|--|---------------|---------------|---------------|
| (1)  | (2)           | (3)           | (4)           |
| K. Jasa Keuangan dan Asuransi /<br><i>Financial And Insurance Activities</i>   | 1 055 224,07  | 1 180 434,18  | 1 278 070,21  |
| L. Real Estate / <i>Real Estate Activities</i>   | 895 733,60    | 970 945,89    | 1 063 755,97  |
| M,N Jasa Perusahaan / <i>Bussiness Activi-<br/>ties</i>  | 134 595,10    | 149 553,41    | 161 184,94    |
| O. Administrasi Pemerintahan, Per-<br>tahanan dan Jaminan Sosial Wajib /<br><i>Public Administration and Defence,<br/>Compulsory Social Security</i> | 1 340 237,30  | 1 494 432,61  | 1 637 263,69  |
| P. Jasa Pendidikan / <i>Education</i>  | 1 813 156,03  | 1 978 775,44  | 2 160 703,66  |
| Q. Jasa Kesehatan dan Kegiatan Sosial /<br><i>Human Health and Social Work<br/>Activities</i>  | 189 245,30    | 217 677,62    | 247 157,68    |
| R,S,T,U. Jasa lainnya / <i>Other Service<br/>Activities</i>  | 649 011,00    | 739 613,68    | 863 386,81    |
| Produk Domestik Regional Bruto/<br><i>Gross Regional Domestic Bruto</i>  | 60 179 292,92 | 66 348 468,12 | 72 245 718,94 |

Sumber : Badan Pusat Statistik Kabupaten Banyuwangi

Source: BPS - Statistics of Banyuwangi Regency

Produk Domestik Regional Bruto Atas Dasar Harga Konstan 2010 Menurut Lapangan Usaha di Kabupaten Banyuwangi (Juta Rupiah), 2015-2017

Tabel  
Table 11.2

Gross Domestic Regional Product at 2010 Constant Market Prices by Industrial Origin of Banyuwangi Regency (million rupiahs), 2015-2017

| Lapangan Usaha / Industry  | 2015          | 2016          | 2017          |
|--|---------------|---------------|---------------|
| (1)  | (2)           | (3)           | (4)           |
| A. Pertanian, Kehutanan, dan Perikanan / <i>Agriculture, Forestry and Fishing</i>  | 14 958 591,08 | 15 378 283,63 | 15 612 162,20 |
| B. Pertambangan dan Penggalian / <i>Mining and Quarrying</i>   | 3 689 700,32  | 3 877 609,55  | 4 190 094,92  |
| C. Industri Pengolahan / <i>Manufacturing</i>  | 5 133 733,47  | 5 450 592,73  | 5 645 445,94  |
| D. Pengadaan Listrik dan Gas / <i>Electricity and Gas</i>  | 25 073,97     | 26 126,92     | 27 268,23     |
| E. Pengadaan Air, Pengelolaan Sampah, Limbah dan Daur Ulang / <i>Water supply, Sewerage, Waste Management and Remediation Activities</i>       | 30 207,60     | 31 732,58     | 32 396,61     |
| F. Konstruksi / <i>Construction</i>  | 4 988 412,78  | 5 362 841,73  | 5 796 348,88  |
| G. Perdagangan Besar dan Eceran; Reparasi Mobil dan Sepeda Motor / <i>Wholesale and Retail Trade; Repair of Motor Vehicles and Motorcycles</i> | 6 403 199,72  | 6 842 616,63  | 7 466 406,72  |
| H. Transportasi dan Pergudangan / <i>Transportation and Storage</i>  | 1 293 850,54  | 1 393 245,01  | 1 480 969,53  |
| I. Penyediaan Akomodasi dan Makan Minum / <i>Accommodation and Food Service Activities</i>   | 1 042 915,51  | 1 141 972,59  | 1 266 566,07  |
| J. Informasi dan Komunikasi / <i>Information and Communication</i>   | 2 269 443,91  | 2 426 592,24  | 2 636 572,24  |

Sumber : Badan Pusat Statistik Kabupaten Banyuwangi

Source : BPS - Statistics of Banyuwangi Regency

## REGIONAL INCOME

Lanjutan Tabel / Continuation of Table 11.2

| Lapangan Usaha / Industry  | 2015                 | 2016                 | 2017                 |
|--|----------------------|----------------------|----------------------|
| (1)  | (2)                  | (3)                  | (4)                  |
| K. Jasa Keuangan dan Asuransi /<br><i>Financial And Insurance Activities</i>   | 793 258,81           | 839 236,81           | 893 095,24           |
| L. Real Estate / <i>Real Estate Activities</i>   | 691 601,87           | 727 643,81           | 774 021,70           |
| M,N Jasa Perusahaan / <i>Bussiness Activi-<br/>ties</i>  | 103 604,08           | 109 583,63           | 116 466,09           |
| O. Administrasi Pemerintahan, Per-<br>tahanan dan Jaminan Sosial Wajib /<br><i>Public Administration and Defence,<br/>Compulsory Social Security</i> | 986 843,98           | 1 041 541,23         | 1 087 892,06         |
| P. Jasa Pendidikan / <i>Education</i>  | 1 432 129,44         | 1 526 164,38         | 1 638 936,41         |
| Q. Jasa Kesehatan dan Kegiatan Sosial /<br><i>Human Health and Social Work<br/>Activities</i>  | 163 666,65           | 177 837,42           | 195 271,95           |
| R,S,T,U. Jasa lainnya / <i>Other Service<br/>Activities</i>  | 523 694,03           | 570 955,50           | 620 527,05           |
| <b>Produk Domestik Regional Bruto/<br/><i>Gross Regional Domestic Bruto</i></b>  | <b>44 529 927,75</b> | <b>46 924 576,40</b> | <b>49 480 441,83</b> |

Sumber : Badan Pusat Statistik Kabupaten Banyuwangi

Source: BPS - Statistics of Banyuwangi Regency



Laju Pertumbuhan Produk Domestik Regional Bruto Atas Dasar Harga Konstan 2010 Menurut Lapangan Usaha di Kabupaten Banyuwangi (Juta Rupiah), 2015-2017

Tabel 11.3  
Table

*Growth Rate of Gross Domestic Regional Product at 2010 Constant Market Prices by Industrial Origin of Banyuwangi Regency (million rupiahs), 2015-2017*

| Lapangan Usaha / Industry  | 2015  | 2016 | 2017  |
|--|-------|------|-------|
| (1)  | (2)   | (3)  | (4)   |
| A. Pertanian, Kehutanan, dan Perikanan / <i>Agriculture, Forestry and Fishing</i>  | 4,70  | 2,81 | 1,52  |
| B. Pertambangan dan Penggalian / <i>Mining and Quarrying</i>   | 4,99  | 5,09 | 8,06  |
| C. Industri Pengolahan / <i>Manufacturing</i>  | 6,28  | 6,17 | 3,57  |
| D. Pengadaan Listrik dan Gas / <i>Electricity and Gas</i>  | 6,68  | 4,20 | 4,37  |
| E. Pengadaan Air, Pengelolaan Sampah, Limbah dan Daur Ulang / <i>Water supply, Sewerage, Waste Management and Remediation Activities</i>       | 5,34  | 5,05 | 2,09  |
| F. Konstruksi / <i>Construction</i>  | 6,20  | 7,51 | 8,08  |
| G. Perdagangan Besar dan Eceran; Reparasi Mobil dan Sepeda Motor / <i>Wholesale and Retail Trade; Repair of Motor Vehicles and Motorcycles</i> | 7,03  | 6,86 | 9,12  |
| H. Transportasi dan Pergudangan / <i>Transportation and Storage</i>  | 7,61  | 7,68 | 6,30  |
| I. Penyediaan Akomodasi dan Makan Minum / <i>Accommodation and Food Service Activities</i>   | 11,07 | 9,50 | 10,91 |
| J. Informasi dan Komunikasi / <i>Information and Communication</i>   | 7,94  | 6,92 | 8,65  |

Sumber : Badan Pusat Statistik Kabupaten Banyuwangi  
Source : BPS - Statistics of Banyuwangi Regency

## REGIONAL INCOME

Lanjutan Tabel / Continuation of Table 11.3

| Lapangan Usaha / <i>Industry</i>   | 2015        | 2016        | 2017        |
|--|-------------|-------------|-------------|
| (1)  | (2)         | (3)         | (4)         |
| K. Jasa Keuangan dan Asuransi /<br><i>Financial And Insurance Activities</i>   | 7,49        | 5,80        | 6,42        |
| L. Real Estate / <i>Real Estate Activities</i>   | 6,76        | 5,21        | 6,37        |
| M,N Jasa Perusahaan / <i>Bussiness Activi-<br/>ties</i>  | 6,83        | 5,77        | 6,28        |
| O. Administrasi Pemerintahan, Per-<br>tahanan dan Jaminan Sosial Wajib /<br><i>Public Administration and Defence,<br/>Compulsory Social Security</i> | 6,56        | 5,54        | 4,45        |
| P. Jasa Pendidikan / <i>Education</i>  | 6,59        | 6,57        | 7,39        |
| Q. Jasa Kesehatan dan Kegiatan Sosial /<br><i>Human Health and Social Work<br/>Activities</i>  | 8,75        | 8,66        | 9,80        |
| R,S,T,U. Jasa lainnya / <i>Other Service<br/>Activities</i>  | 5,61        | 9,02        | 8,68        |
| <b>Produk Domestik Regional Bruto/<br/><i>Gross Regional Domestic Bruto</i></b>  | <b>6,01</b> | <b>5,38</b> | <b>5,45</b> |

Sumber : Badan Pusat Statistik Kabupaten Banyuwangi

Source: BPS - Statistics of Banyuwangi Regency

## Provinsi Jawa Timur





### Penjelasan Teknis

1. Indeks Pembangunan Manusia (IPM) mengukur capaian pembangunan manusia berbasis sejumlah komponen dasar kualitas hidup. Sebagai ukuran kualitas hidup, IPM dibangun melalui pendekatan tiga dimensi dasar. Dimensi tersebut mencakup umur panjang dan sehat; pengetahuan, dan kehidupan yang layak. Ketiga dimensi tersebut memiliki pengertian sangat luas karena terkait banyak faktor. Untuk mengukur dimensi kesehatan, digunakan angka harapan hidup waktu lahir. Selanjutnya untuk mengukur dimensi pengetahuan digunakan gabungan indikator angka melek huruf dan rata-rata lama sekolah. Adapun untuk mengukur dimensi hidup layak digunakan indikator kemampuan daya beli masyarakat terhadap sejumlah kebutuhan pokok dilihat dari rata-rata besarnya pengeluaran per kapita sebagai pendekatan pendapatan yang mewakili capaian pembangunan untuk hidup layak.

### Technical Notes

1. *Human Development Index (HDI) measures human development achievements based on a number of basic components of quality of life. As a measure of quality of life, IPM is built through a three-dimensional approach to the base. The dimensions include a long and healthy life; knowledge, and a decent life. The third dimension has a very broad sense as it related to many factors. To measure the dimensions of health, use of life expectancy at birth. Furthermore, to measure the dimensions of knowledge used combined indicator literacy rate and average length of school. As for measuring the dimensions of decent life used indicator of the ability of the purchasing power of some staples as seen from the average amount of expenditures per capita as the income approach representing development gains for a decent living.*

**REGENCY/MUNICIPALITY COMPARISON**

<https://banyuwangikab.bps.go.id>

## PERBANDINGAN ANTAR KABUPATEN/KOTA

Jumlah Penduduk Menurut Kabupaten/Kota di Provinsi Jawa Timur (ribu)  
2014-2017

**Tabel**  
**Table**      **12.1**

*Population by Regency/ Municipality in Jawa Timur Province (thousand),  
2014-2017*

| Kabupaten/Kota<br>Regency/Municipality | 2014     | 2015     | 2016     | 2017     |
|--|----------|----------|----------|----------|
| (1)                                    | (2)      | (3)      | (4)      | (5)      |
| <b>Kabupaten/Regency</b>               |          |          |          |          |
| 1 Pacitan                              | 549,48   | 550,99   | 552,31   | 553,39   |
| 2 Ponorogo                             | 865,81   | 867,39   | 868,81   | 869,89   |
| 3 Trenggalek                           | 686,78   | 689,20   | 691,30   | 693,10   |
| 4 Tulungagung                          | 1 015,97 | 1 021,19 | 1 026,10 | 1 030,79 |
| 5 Blitar                               | 1 140,79 | 1 145,40 | 1 149,71 | 1 153,80 |
| 6 Kediri                               | 1 538,93 | 1 546,88 | 1 554,39 | 1 561,39 |
| 7 Malang                               | 2 527,09 | 2 544,32 | 2 560,68 | 2 576,60 |
| 8 Lumajang                             | 1 026,38 | 1 030,19 | 1 033,70 | 1 036,82 |
| 9 Jember                               | 2 394,61 | 2 407,12 | 2 419,00 | 2 430,19 |
| 10 Banyuwangi                          | 1 588,08 | 1 594,08 | 1 599,81 | 1 604,90 |
| 11 Bondowoso                           | 756,99   | 761,21   | 765,09   | 768,91   |
| 12 Situbondo                           | 666,01   | 669,71   | 673,28   | 676,70   |
| 13 Probolinggo                         | 1 132,69 | 1 140,48 | 1 148,01 | 1 155,21 |
| 14 Pasuruan                            | 1 569,51 | 1 581,79 | 1 593,68 | 1 605,31 |
| 15 Sidoarjo                            | 2 083,92 | 2 117,28 | 2 150,48 | 2 183,68 |
| 16 Majokerto                           | 1 070,49 | 1 080,39 | 1 090,08 | 1 099,50 |
| 17 Jombang                             | 1 234,50 | 1 240,99 | 1 247,30 | 1 253,08 |
| 18 Nganjuk                             | 1 037,72 | 1 041,72 | 1 045,38 | 1 048,80 |
| 19 Madiun                              | 673,99   | 676,09   | 677,99   | 679,89   |

Sumber: BPS Provinsi Jawa Timur

Source: BPS-Statistics of Jawa Timur Province

## REGENCY/MUNICIPALITY COMPARISON

Lanjutan Tabel / Continuation of Table 12.1

| Kabupaten/Kota<br>Regency/Municipality | 2014             | 2015             | 2016             | 2017             |
|--|------------------|------------------|------------------|------------------|
| (1)                                    | (2)              | (3)              | (4)              | (5)              |
| 20 Magetan                             | 626,61           | 627,41           | 627,98           | 628,61           |
| 21 Ngawi                               | 827,83           | 828,78           | 829,48           | 829,90           |
| 22 Bojonegoro                          | 1 232,39         | 1 236,61         | 1 240,38         | 1 243,91         |
| 23 Tuban                               | 1 147,10         | 1 152,92         | 1 158,37         | 1 163,61         |
| 24 Lamongan                            | 1 187,08         | 1 187,80         | 1 188,19         | 1 188,48         |
| 25 Gresik                              | 1 241,61         | 1 256,31         | 1 270,70         | 1 285,02         |
| 26 Bangkalan                           | 945,82           | 954,31           | 962,77           | 970,89           |
| 27 Sampang                             | 925,91           | 936,80           | 947,61           | 958,08           |
| 28 Pamekasan                           | 836,22           | 845,31           | 854,19           | 863,00           |
| 29 Sumenep                             | 1 067,20         | 1 072,11         | 1 076,81         | 1 081,20         |
| <b>Kota/Municipality</b>               |                  |                  |                  |                  |
| 71 Kediri                              | 278,07           | 280,00           | 281,98           | 284,00           |
| 72 Blitar                              | 136,90           | 137,91           | 139,12           | 140,00           |
| 73 Malang                              | 845,97           | 851,30           | 856,41           | 861,41           |
| 74 Probolinggo                         | 226,78           | 229,01           | 231,11           | 233,12           |
| 75 Pasuruan                            | 193,33           | 194,82           | 196,20           | 197,70           |
| 76 Mojokerto                           | 124,72           | 125,71           | 126,40           | 127,28           |
| 77 Madiun                              | 174,37           | 175,00           | 175,61           | 176,10           |
| 78 Surabaya                            | 2 833,92         | 2 848,58         | 2 862,41         | 2 874,70         |
| 79 Batu                                | 198,61           | 200,49           | 202,32           | 204,00           |
| <b>Jawa Timur</b>                      | <b>38 610,20</b> | <b>38 847,56</b> | <b>39 075,15</b> | <b>39 292,97</b> |

Sumber: BPS Provinsi Jawa Timur

Source: BPS—Statistics of Jawa Timur Province



## PERBANDINGAN ANTAR KABUPATEN/KOTA

**Tabel**  
**Table**      **12.2**

**Laju Pertumbuhan Produk Domestik Regional Bruto Kabupaten/Kota  
Menurut Harga Konstan di Provinsi Jawa Timur (persen), 2014-2017**

*Growth Rate of Gross Domestic Regional Product at Constant Market Prices  
by Regency/Municipality in Jawa Timur Province (percent), 2014-2017*

|    | <b>Kabupaten/Kota<br/>Regency/Municipality</b> | <b>2014</b> | <b>2015</b> | <b>2016</b> | <b>2017</b> |
|----|--|-------------|-------------|-------------|-------------|
|    | (1)  | (2)         | (3)         | (4)         | (5)         |
|    | <b>Kabupaten/Regency</b>                       |             |             |             |             |
| 1  | Pacitan  | 5,21        | 5,10        | 5,21        | 4,98        |
| 2  | Ponorogo                                       | 5,21        | 5,25        | 5,29        | 5,10        |
| 3  | Trenggalek                                     | 5,28        | 5,03        | 5,00        | 5,02        |
| 4  | Tulungagung                                    | 5,46        | 4,99        | 5,02        | 5,08        |
| 5  | Blitar   | 5,02        | 5,06        | 5,08        | 5,07        |
| 6  | Kediri   | 5,32        | 4,88        | 5,02        | 4,90        |
| 7  | Malang   | 6,01        | 5,27        | 5,30        | 5,43        |
| 8  | Lumajang                                       | 5,32        | 4,62        | 4,70        | 5,05        |
| 9  | Jember   | 6,21        | 5,36        | 5,23        | 5,11        |
| 10 | Banyuwangi                                     | 5,72        | 6,01        | 5,38        | 5,45        |
| 11 | Bondowoso                                      | 5,05        | 4,95        | 4,97        | 5,03        |
| 12 | Situbondo                                      | 5,79        | 4,86        | 5,00        | 5,07        |
| 13 | Probolinggo                                    | 4,90        | 4,76        | 4,77        | 4,46        |
| 14 | Pasuruan                                       | 6,74        | 5,38        | 5,44        | 5,72        |
| 15 | Sidoarjo                                       | 6,44        | 5,24        | 5,51        | 5,80        |
| 16 | Majokerto                                      | 6,45        | 5,65        | 5,49        | 5,74        |
| 17 | Jombang  | 5,42        | 5,36        | 5,40        | 5,36        |
| 18 | Nganjuk  | 5,10        | 5,18        | 5,29        | 5,26        |
| 19 | Madiun   | 5,34        | 5,26        | 5,27        | 5,42        |

Sumber : BPS Provinsi Jawa Timur

Source : BPS-Statistics Of Jawa Timur Province

## REGENCY/MUNICIPALITY COMPARISON

Lanjutan Tabel / Continuation of Table 12.2

| Kabupaten/Kota<br>Regency/Municipality |             | 2014        | 2015        | 2016        | 2017        |
|--|-------------|-------------|-------------|-------------|-------------|
| (1)                                    |             | (2)         | (3)         | (4)         | (5)         |
| 20                                     | Magetan     | 5,10        | 5,17        | 5,31        | 5,09        |
| 21                                     | Ngawi       | 5,82        | 5,08        | 5,21        | 5,07        |
| 22                                     | Bojonegoro  | 2,29        | 17,42       | 21,95       | 10,26       |
| 23                                     | Tuban       | 5,47        | 4,89        | 4,90        | 5,00        |
| 24                                     | Lamongan    | 6,30        | 5,77        | 5,86        | 5,52        |
| 25                                     | Gresik      | 7,04        | 6,61        | 5,49        | 5,83        |
| 26                                     | Bangkalan   | 7,19        | -2,66       | 0,66        | 3,53        |
| 27                                     | Sampang     | 0,08        | 2,08        | 6,17        | 4,69        |
| 28                                     | Pamekasan   | 5,62        | 5,32        | 5,35        | 5,04        |
| 29                                     | Sumenep     | 6,23        | 1,27        | 2,58        | 2,86        |
| <b>Kota/Municipality</b>               |             |             |             |             |             |
| 71                                     | Kediri      | 5,85        | 5,36        | 5,54        | 5,14        |
| 72                                     | Blitar      | 5,88        | 5,68        | 5,76        | 5,78        |
| 73                                     | Malang      | 5,80        | 5,61        | 5,61        | 5,69        |
| 74                                     | Probolinggo | 5,93        | 5,86        | 5,88        | 5,88        |
| 75                                     | Pasuruan    | 5,70        | 5,53        | 5,46        | 5,47        |
| 76                                     | Mojokerto   | 5,83        | 5,74        | 5,77        | 5,65        |
| 77                                     | Madiun      | 6,62        | 6,15        | 5,90        | 5,93        |
| 78                                     | Surabaya    | 6,96        | 5,97        | 6,00        | 6,13        |
| 79                                     | Batu        | 6,90        | 6,69        | 6,61        | 6,56        |
| <b>Jawa Timur</b>                      |             | <b>5,86</b> | <b>5,44</b> | <b>5,57</b> | <b>5,45</b> |

Sumber : BPS Provinsi Jawa Timur

Source : BPS-Statistics Of Jawa Timur Province

## PERBANDINGAN ANTAR KABUPATEN/KOTA

**Jumlah Penduduk Miskin Menurut Kabupaten/Kota di Provinsi Jawa Timur (ribu), 2014 - 2017**

**Tabel**  
**Table**      **12.3**

**Number of Poor People by Regency/Municipality in Jawa Timur Province (thousand), 2014 - 2017**

|    | <b>Kabupaten/Kota<br/>Regency/Municipality</b> | <b>2014</b> | <b>2015</b> | <b>2016</b> | <b>2017</b> |
|----|--|-------------|-------------|-------------|-------------|
|    | (1)  | (2)         | (3)         | (4)         | (5)         |
|    | <b>Kabupaten/Regency</b>                       |             |             |             |             |
| 1  | Pacitan  | 88,90       | 92,08       | 85,53       | 85,26       |
| 2  | Ponorogo                                       | 99,90       | 103,22      | 102,06      | 99,03       |
| 3  | Trenggalek                                     | 90,00       | 92,17       | 91,49       | 89,77       |
| 4  | Tulungagung                                    | 89,00       | 87,37       | 84,35       | 82,80       |
| 5  | Blitar   | 116,70      | 114,12      | 113,51      | 112,93      |
| 6  | Kediri   | 196,80      | 199,38      | 197,43      | 191,08      |
| 7  | Malang   | 280,30      | 292,87      | 293,74      | 283,96      |
| 8  | Lumajang                                       | 120,70      | 118,51      | 115,91      | 112,65      |
| 9  | Jember   | 270,40      | 269,54      | 265,10      | 266,90      |
| 10 | Banyuwangi                                     | 147,70      | 146,00      | 140,45      | 138,54      |
| 11 | Bondowoso                                      | 111,90      | 113,72      | 114,63      | 111,66      |
| 12 | Situbondo                                      | 87,70       | 91,17       | 89,68       | 88,23       |
| 13 | Probolinggo                                    | 231,90      | 236,96      | 240,47      | 236,72      |
| 14 | Pasuruan                                       | 170,70      | 169,19      | 168,06      | 165,64      |
| 15 | Sidoarjo                                       | 133,80      | 136,13      | 136,79      | 135,42      |
| 16 | Majokerto                                      | 113,30      | 113,86      | 115,38      | 111,79      |
| 17 | Jombang  | 133,50      | 133,75      | 133,32      | 131,16      |
| 18 | Nganjuk  | 136,50      | 132,04      | 127,90      | 125,52      |
| 19 | Madiun   | 81,20       | 84,74       | 85,97       | 83,43       |

Sumber : BPS Provinsi Jawa Timur

Source : BPS-Statistics Of Jawa Timur Province

## REGENCY/MUNICIPALITY COMPARISON

Lanjutan Tabel / Continuation of Table 12.3

| Kabupaten/Kota<br>Regency/Municipality |             | 2014            | 2015            | 2016            | 2017            |
|--|-------------|-----------------|-----------------|-----------------|-----------------|
| (1)                                    |             | (2)             | (3)             | (4)             | (5)             |
| 20                                     | Magetan     | 74,00           | 71,16           | 69,24           | 65,87           |
| 21                                     | Ngawi       | 123,20          | 129,32          | 126,65          | 123,76          |
| 22                                     | Bojonegoro  | 190,90          | 193,99          | 180,99          | 178,25          |
| 23                                     | Tuban       | 191,10          | 196,59          | 198,35          | 196,10          |
| 24                                     | Lamongan    | 186,10          | 182,64          | 176,92          | 171,38          |
| 25                                     | Gresik      | 166,90          | 170,76          | 167,12          | 164,08          |
| 26                                     | Bangkalan   | 212,20          | 216,23          | 205,71          | 206,53          |
| 27                                     | Sampang     | 239,60          | 240,35          | 227,80          | 225,13          |
| 28                                     | Pamekasan   | 148,80          | 146,92          | 142,32          | 137,77          |
| 29                                     | Sumenep     | 218,90          | 216,84          | 216,14          | 211,92          |
| <b>Kota/Municipality</b>               |             |                 |                 |                 |                 |
| 71                                     | Kediri      | 22,10           | 23,77           | 23,64           | 24,07           |
| 72                                     | Blitar      | 9,80            | 10,04           | 9,97            | 11,22           |
| 73                                     | Malang      | 40,60           | 39,10           | 37,03           | 35,89           |
| 74                                     | Probolinggo | 19,00           | 18,66           | 18,37           | 18,23           |
| 75                                     | Pasuruan    | 14,20           | 14,52           | 14,93           | 14,85           |
| 76                                     | Mojokerto   | 8,00            | 7,72            | 7,24            | 7,28            |
| 77                                     | Madiun      | 8,50            | 8,55            | 9,05            | 8,70            |
| 78                                     | Surabaya    | 164,40          | 165,72          | 161,01          | 154,71          |
| 79                                     | Batu        | 9,10            | 9,43            | 9,05            | 8,77            |
| <b>Jawa Timur</b>                      |             | <b>4 748,40</b> | <b>4 789,12</b> | <b>4 703,30</b> | <b>4 617,01</b> |

Sumber : BPS Provinsi Jawa Timur

Source : BPS-Statistics Of Jawa Timur Province

## PERBANDINGAN ANTAR KABUPATEN/KOTA

### Indeks Pembangunan Manusia Menurut Kabupaten/Kota di Provinsi Jawa Timur, 2014-2017

**Tabel**  
**Table**      **12.4**

#### *Human Development Index by Regency/Municipality in Jawa Timur Province, 2014-2017*

|    | <b>Kabupaten/Kota<br/>Regency/Municipality</b> | <b>2014</b> | <b>2015</b> | <b>2016</b> | <b>2017</b> |
|----|--|-------------|-------------|-------------|-------------|
|    | (1)  | (2)         | (3)         | (4)         | (5)         |
|    | <b>Kabupaten/Regency</b>                       |             |             |             |             |
| 1  | Pacitan  | 63,81       | 64,92       | 65,74       | 66,51       |
| 2  | Ponorogo                                       | 67,40       | 68,16       | 68,93       | 69,26       |
| 3  | Trenggalek                                     | 66,16       | 67,25       | 67,78       | 68,10       |
| 4  | Tulungagung                                    | 69,49       | 70,07       | 70,82       | 71,24       |
| 5  | Blitar   | 66,88       | 68,13       | 68,88       | 69,33       |
| 6  | Kediri   | 68,44       | 68,91       | 69,87       | 70,47       |
| 7  | Malang   | 65,59       | 66,63       | 67,51       | 68,47       |
| 8  | Lumajang                                       | 62,33       | 63,02       | 63,74       | 64,23       |
| 9  | Jember   | 62,64       | 63,04       | 64,01       | 64,96       |
| 10 | Banyuwangi                                     | 67,31       | 68,08       | 69,00       | 69,64       |
| 11 | Bondowoso                                      | 63,43       | 63,95       | 64,52       | 64,75       |
| 12 | Situbondo                                      | 63,91       | 64,53       | 65,08       | 65,68       |
| 13 | Probolinggo                                    | 63,04       | 63,83       | 64,12       | 64,28       |
| 14 | Pasuruan                                       | 64,35       | 65,04       | 65,71       | 66,69       |
| 15 | Sidoarjo                                       | 76,78       | 77,43       | 78,17       | 78,70       |
| 16 | Majokerto                                      | 70,22       | 70,85       | 71,38       | 72,36       |
| 17 | Jombang  | 69,07       | 69,59       | 70,03       | 70,88       |
| 18 | Nganjuk  | 69,59       | 69,90       | 70,50       | 70,69       |
| 19 | Madiun   | 68,60       | 69,39       | 69,67       | 70,27       |

Sumber : BPS Provinsi Jawa Timur

Source : BPS-Statistics Of Jawa Timur Province

## REGENCY/MUNICIPALITY COMPARISON

Lanjutan Tabel / Continuation of Table 12.4

| Kabupaten/Kota<br>Regency/Municipality |             | 2014         | 2015         | 2016         | 2017         |
|--|-------------|--------------|--------------|--------------|--------------|
| (1)                                    |             | (2)          | (3)          | (4)          | (5)          |
| 20                                     | Magetan     | 70,29        | 71,39        | 71,94        | 72,60        |
| 21                                     | Ngawi       | 67,78        | 68,32        | 68,96        | 69,27        |
| 22                                     | Bojonegoro  | 65,27        | 66,17        | 66,73        | 67,28        |
| 23                                     | Tuban       | 64,58        | 65,52        | 66,19        | 66,77        |
| 24                                     | Lamongan    | 69,42        | 69,84        | 70,34        | 71,11        |
| 25                                     | Gresik      | 72,84        | 73,57        | 74,46        | 74,84        |
| 26                                     | Bangkalan   | 60,71        | 61,49        | 62,06        | 62,30        |
| 27                                     | Sampang     | 56,98        | 58,18        | 59,09        | 59,90        |
| 28                                     | Pamekasan   | 62,66        | 63,10        | 63,98        | 64,93        |
| 29                                     | Sumenep     | 61,43        | 62,38        | 63,42        | 64,28        |
| <b>Kota/Municipality</b>               |             |              |              |              |              |
| 71                                     | Kediri      | 74,62        | 75,67        | 76,33        | 77,13        |
| 72                                     | Blitar      | 75,26        | 76,00        | 76,71        | 77,10        |
| 73                                     | Malang      | 78,96        | 80,05        | 80,46        | 80,65        |
| 74                                     | Probolinggo | 70,49        | 71,01        | 71,50        | 72,09        |
| 75                                     | Pasuruan    | 73,23        | 73,78        | 74,11        | 74,39        |
| 76                                     | Mojokerto   | 75,04        | 75,54        | 76,38        | 76,77        |
| 77                                     | Madiun      | 78,81        | 79,48        | 80,01        | 80,13        |
| 78                                     | Surabaya    | 78,87        | 79,47        | 80,38        | 81,07        |
| 79                                     | Batu        | 71,89        | 72,62        | 73,57        | 74,26        |
| <b>Jawa Timur</b>                      |             | <b>68,14</b> | <b>68,95</b> | <b>69,74</b> | <b>70,27</b> |

Sumber : BPS Provinsi Jawa Timur

Source : BPS-Statistics Of Jawa Timur Province

## PERBANDINGAN ANTAR KABUPATEN/KOTA

**Tabel**  
**Table**      **12.5**

**Produk Domestik Regional Bruto Atas Dasar Harga Berlaku Menurut Kabupaten/Kota di Provinsi Jawa Timur (miliar rupiah), 2014–2017**

*Gross Regional Domestic Product at Current Market Prices by Regency/Municipality in Jawa Timur Province (billion rupiahs), 2014–2017*

| Kabupaten/Kota<br>Regency/Municipality | 2014       | 2015       | 2016       | 2017       |
|--|------------|------------|------------|------------|
| (1)                                    | (2)        | (3)        | (4)        | (5)        |
| <b>Kabupaten/Regency</b>               |            |            |            |            |
| 1 Pacitan                              | 10 492,19  | 11 590,63  | 12 767,11  | 13 810,32  |
| 2 Ponorogo                             | 13 394,07  | 14 916,03  | 16 419,19  | 17 760,42  |
| 3 Trenggalek                           | 12 297,00  | 13 634,75  | 14 915,82  | 16 116,65  |
| 4 Tulungagung                          | 25 780,59  | 28 415,30  | 31 126,13  | 33 740,18  |
| 5 Blitar                               | 24 140,62  | 26 779,69  | 29 335,58  | 31 654,91  |
| 6 Kediri                               | 27 755,23  | 30 497,51  | 33 212,39  | 35 870,64  |
| 7 Malang                               | 65 930,89  | 73 841,93  | 81 785,43  | 89 180,19  |
| 8 Lumajang                             | 21 983,12  | 24 417,11  | 26 652,84  | 28 703,89  |
| 9 Jember                               | 50 602,10  | 56 377,37  | 62 513,68  | 67 476,07  |
| 10 Banyuwangi                          | 53 371,20  | 60 179,29  | 66 348,47  | 72 245,72  |
| 11 Bondowoso                           | 13 075,13  | 14 485,61  | 15 862,63  | 17 156,69  |
| 12 Situbondo                           | 13 338,82  | 14 795,65  | 16 280,76  | 17 545,02  |
| 13 Probolinggo                         | 23 157,98  | 25 688,56  | 28 069,42  | 29 993,67  |
| 14 Pasuruan                            | 94 881,63  | 104 778,42 | 114 882,79 | 124 979,82 |
| 15 Sidoarjo                            | 131 645,83 | 146 080,89 | 160 020,65 | 174 280,09 |
| 16 Majokerto                           | 53 203,57  | 59 184,93  | 65 115,83  | 70 863,23  |
| 17 Jombang                             | 26 339,07  | 29 147,97  | 31 983,12  | 34 940,03  |
| 18 Nganjuk                             | 17 243,82  | 19 122,24  | 21 113,91  | 22 892,07  |
| 19 Madiun                              | 12 532,05  | 13 901,45  | 15 226,95  | 16 417,72  |

Sumber : BPS Provinsi Jawa Timur

Source : BPS-Statistics Of Jawa Timur Province

## REGENCY/MUNICIPALITY COMPARISON

Lanjutan Tabel / Continuation of Table 12.5

| <b>Kabupaten/Kota<br/>Regency/Municipality</b> | <b>2014</b>         | <b>2015</b>         | <b>2016</b>         | <b>2017</b>         |
|--|---------------------|---------------------|---------------------|---------------------|
| (1)  | (2)                 | (3)                 | (4)                 | (5)                 |
| 20 Magetan                                     | 12 564,00           | 13 880,13           | 15 196,42           | 16 343,37           |
| 21 Ngawi                                       | 13 311,84           | 14 994,50           | 16 529,85           | 17 810,62           |
| 22 Bojonegoro                                  | 50 533,94           | 48 606,46           | 55 581,37           | 64 886,18           |
| 23 Tuban                                       | 43 801,54           | 48 137,74           | 52 307,24           | 56 501,07           |
| 24 Lamongan                                    | 25 704,52           | 28 746,24           | 31 707,26           | 34 370,51           |
| 25 Gresik                                      | 93 797,71           | 100 723,79          | 107 876,58          | 118 624,23          |
| 26 Bangkalan                                   | 21 708,65           | 19 198,94           | 20 134,40           | 21 674,59           |
| 27 Sampang                                     | 14 628,28           | 14 697,25           | 16 244,98           | 17 707,28           |
| 28 Pamekasan                                   | 11 067,05           | 12 299,30           | 13 528,03           | 14 640,58           |
| 29 Sumenep                                     | 28 311,40           | 27 156,11           | 28 971,14           | 30 578,65           |
| <b>Kota/Municipality</b>                       |                     |                     |                     |                     |
| 71 Kediri                                      | 87 704,15           | 95 865,24           | 106 396,45          | 116 060,22          |
| 72 Blitar                                      | 4 354,28            | 4 819,13            | 5 331,29            | 5 802,36            |
| 73 Malang                                      | 46 563,21           | 51 824,39           | 57 170,60           | 62 359,30           |
| 74 Probolinggo                                 | 7 260,72            | 8 072,10            | 8 888,11            | 9 680,04            |
| 75 Pasuruan                                    | 5 346,07            | 5 949,43            | 6 559,01            | 7 125,19            |
| 76 Mojokerto                                   | 4 427,10            | 4 881,58            | 5 370,37            | 5 848,23            |
| 77 Madiun                                      | 9 214,10            | 10 192,07           | 11 184,11           | 12 140,20           |
| 78 Surabaya                                    | 365 350,94          | 406 231,68          | 451 383,24          | 495 043,30          |
| 79 Batu  | 10 259,71           | 11 510,38           | 12 901,68           | 14 351,47           |
| <b>Jawa Timur</b>                              | <b>1 537 947,63</b> | <b>1 691 477,06</b> | <b>1 857 597,68</b> | <b>2 019 199,66</b> |

Sumber : BPS Provinsi Jawa Timur

Source : BPS-Statistics Of Jawa Timur Province



## PERBANDINGAN ANTAR KABUPATEN/KOTA

**Tabel**  
**Table**      **12.6**

**Produk Domestik Regional Bruto Atas Dasar Harga Konstan 2010 Menurut Kabupaten/Kota di Provinsi Jawa Timur (miliar rupiah), 2014–2017**

*Gross Regional Domestic Product at 2010 Constant Market Prices by Regency/Municipality in Jawa Timur Province (billion rupiahs), 2014–2017*

| Kabupaten/Kota<br>Regency/Municipality | 2014       | 2015       | 2016       | 2017       |
|--|------------|------------|------------|------------|
| (1)                                    | (2)        | (3)        | (4)        | (5)        |
| <b>Kabupaten/Regency</b>               |            |            |            |            |
| 1 Pacitan                              | 8 582,20   | 9 019,54   | 9 489,69   | 9 962,50   |
| 2 Ponorogo                             | 11 104,54  | 11 687,87  | 12 305,65  | 12 933,45  |
| 3 Trenggalek                           | 9 998,53   | 10 501,58  | 11 026,55  | 11 579,86  |
| 4 Tulungagung                          | 21 265,19  | 22 326,62  | 23 446,44  | 24 637,36  |
| 5 Blitar                               | 19 920,16  | 20 928,47  | 21 991,43  | 23 107,48  |
| 6 Kediri                               | 22 889,97  | 24 007,72  | 25 211,90  | 26 446,17  |
| 7 Malang                               | 52 550,42  | 55 317,82  | 58 247,34  | 61 408,93  |
| 8 Lumajang                             | 17 851,86  | 18 676,95  | 19 555,17  | 20 542,93  |
| 9 Jember                               | 41 971,68  | 44 222,56  | 46 533,56  | 48 912,96  |
| 10 Banyuwangi                          | 42 005,65  | 44 529,93  | 46 924,58  | 49 480,44  |
| 11 Bondowoso                           | 10 652,44  | 11 179,62  | 11 735,59  | 12 325,66  |
| 12 Situbondo                           | 10 572,37  | 11 086,48  | 11 640,76  | 12 230,46  |
| 13 Probolinggo                         | 18 682,21  | 19 570,99  | 20 504,09  | 21 418,25  |
| 14 Pasuruan                            | 80 105,37  | 84 415,72  | 89 011,18  | 94 101,98  |
| 15 Sidoarjo                            | 106 434,28 | 112 012,86 | 118 179,19 | 125 039,06 |
| 16 Majokerto                           | 44 292,00  | 46 792,33  | 49 360,59  | 52 192,83  |
| 17 Jombang                             | 21 793,19  | 22 960,25  | 24 199,07  | 25 497,00  |
| 18 Nganjuk                             | 14 142,88  | 14 875,35  | 15 661,81  | 16 485,62  |
| 19 Madiun                              | 10 169,72  | 10 704,87  | 11 268,90  | 11 879,34  |

Sumber : BPS Provinsi Jawa Timur

Source : BPS-Statistics Of Jawa Timur Province

## REGENCY/MUNICIPALITY COMPARISON

Lanjutan Tabel / Continuation of Table 12.6

| Kabupaten/Kota<br>Regency/Municipality | 2014                | 2015                | 2016                | 2017                |
|--|---------------------|---------------------|---------------------|---------------------|
| (1)                                    | (2)                 | (3)                 | (4)                 | (5)                 |
| 20 Magetan                             | 10 291,68           | 10 823,92           | 11 398,13           | 11 978,06           |
| 21 Ngawi                               | 10 680,98           | 11 223,12           | 11 807,56           | 12 406,43           |
| 22 Bojonegoro                          | 39 934,83           | 46 892,81           | 57 187,37           | 63 056,47           |
| 23 Tuban                               | 35 519,92           | 37 256,03           | 39 081,76           | 41 037,71           |
| 24 Lamongan                            | 21 099,94           | 22 316,88           | 23 623,79           | 24 927,95           |
| 25 Gresik                              | 76 336,05           | 81 380,44           | 85 850,11           | 90 855,60           |
| 26 Bangkalan                           | 17 369,23           | 16 906,84           | 17 018,65           | 17 618,60           |
| 27 Sampang                             | 11 632,93           | 11 874,48           | 12 606,81           | 13 197,67           |
| 28 Pamekasan                           | 8 846,16            | 9 316,86            | 9 815,77            | 10 310,24           |
| 29 Sumenep                             | 21 476,94           | 21 750,58           | 22 311,69           | 22 949,70           |
| <b>Kota/Municipality</b>               |                     |                     |                     |                     |
| 71 Kediri                              | 69 232,89           | 72 945,53           | 76 988,36           | 80 946,16           |
| 72 Blitar                              | 3 649,65            | 3 856,91            | 4 079,26            | 4 315,01            |
| 73 Malang                              | 39 724,70           | 41 952,13           | 44 303,90           | 46 824,75           |
| 74 Probolinggo                         | 6 261,89            | 6 628,75            | 7 018,29            | 7 430,62            |
| 75 Pasuruan                            | 4 561,26            | 4 813,31            | 5 076,35            | 5 354,09            |
| 76 Mojokerto                           | 3 774,64            | 3 991,37            | 4 221,83            | 4 460,44            |
| 77 Madiun                              | 7 965,27            | 8 455,44            | 8 954,70            | 9 486,14            |
| 78 Surabaya                            | 305 947,58          | 324 215,17          | 343 652,60          | 364 714,82          |
| 79 Batu                                | 8 572,13            | 9 145,95            | 9 750,91            | 10 390,84           |
| <b>Jawa Timur</b>                      | <b>1 262 684,50</b> | <b>1 331 376,10</b> | <b>1 405 561,04</b> | <b>1 482 147,59</b> |

Sumber : BPS Provinsi Jawa Timur

Source : BPS-Statistics Of Jawa Timur Province

## PERBANDINGAN ANTAR KABUPATEN/KOTA

**Produk Domestik Regional Bruto Perkapita Atas Dasar Harga Konstan 2010  
Menurut Kabupaten/Kota di Provinsi Jawa Timur (Ribu Rupiah), 2014–2017**

**Tabel**  
**Table**      **12.7**

**Per Capita Gross Regional Domestic Product at 2010 Constant Market Prices  
by Regency/Municipality in Jawa Timur Province (Thousand Rupiahs)  
2014-2017**

| <b>Kabupaten/Kota<br/>Regency/Municipality</b> | <b>2014</b> | <b>2015</b> | <b>2016</b> | <b>2017</b> |
|--|-------------|-------------|-------------|-------------|
| (1)  | (2)         | (3)         | (4)         | (5)         |
| <b>Kabupaten/Regency</b>                       |             |             |             |             |
| 1 Pacitan                                      | 15 618,20   | 16 369,40   | 17 182,13   | 18 002,36   |
| 2 Ponorogo                                     | 12 825,75   | 13 474,60   | 14 163,96   | 14 867,74   |
| 3 Trenggalek                                   | 14 558,14   | 15 237,34   | 15 950,45   | 16 707,34   |
| 4 Tulungagung                                  | 20 930,31   | 21 863,13   | 22 850,05   | 23 901,21   |
| 5 Blitar                                       | 17 461,57   | 18 271,76   | 19 127,97   | 20 027,29   |
| 6 Kediri                                       | 14 874,24   | 15 519,89   | 16 219,70   | 16 937,48   |
| 7 Malang                                       | 20 794,75   | 21 741,86   | 22 746,65   | 23 833,32   |
| 8 Lumajang                                     | 17 392,69   | 18 129,44   | 18 917,64   | 19 813,78   |
| 9 Jember                                       | 17 527,64   | 18 371,72   | 19 236,69   | 20 127,13   |
| 10 Banyuwangi                                  | 26 450,26   | 27 934,21   | 29 331,53   | 30 830,86   |
| 11 Bondowoso                                   | 14 071,91   | 14 686,84   | 15 338,63   | 16 030,26   |
| 12 Situbondo                                   | 15 874,44   | 16 554,40   | 17 289,11   | 18 073,68   |
| 13 Probolinggo                                 | 16 493,52   | 17 160,01   | 17 860,70   | 18 540,73   |
| 14 Pasuruan                                    | 51 038,79   | 53 366,87   | 55 851,90   | 58 619,56   |
| 15 Sidoarjo                                    | 51 074,56   | 52 903,63   | 54 954,28   | 57 260,18   |
| 16 Majokerto                                   | 41 375,05   | 43 310,19   | 45 280,79   | 47 469,61   |
| 17 Jombang                                     | 17 653,46   | 18 501,41   | 19 401,16   | 20 347,14   |
| 18 Nganjuk                                     | 13 629,06   | 14 279,88   | 14 981,65   | 15 718,56   |
| 19 Madiun                                      | 15 088,61   | 15 833,27   | 16 620,79   | 17 454,21   |

Sumber : BPS Provinsi Jawa Timur

Source : BPS-Statistics Of Jawa Timur Province

## REGENCY/MUNICIPALITY COMPARISON

Lanjutan Tabel / Continuation of Table 12.7

| Kabupaten/Kota<br>Regency/Municipality | 2014             | 2015             | 2016             | 2017             |
|--|------------------|------------------|------------------|------------------|
| (1)                                    | (2)              | (3)              | (4)              | (5)              |
| 20 Magetan                             | 16 424,65        | 17 252,02        | 18 149,89        | 19 049,07        |
| 21 Ngawi                               | 12 902,85        | 13 541,40        | 14 234,55        | 14 949,31        |
| 22 Bojonegoro                          | 32 404,11        | 37 920,76        | 46 103,98        | 50 692,56        |
| 23 Tuban                               | 30 964,97        | 32 315,06        | 33 737,70        | 35 267,88        |
| 24 Lamongan                            | 17 774,36        | 18 788,41        | 19 882,00        | 20 974,30        |
| 25 Gresik                              | 61 482,00        | 64 777,87        | 67 561,27        | 70 704,75        |
| 26 Bangkalan                           | 18 364,59        | 17 716,49        | 17 676,20        | 18 146,67        |
| 27 Sampang                             | 12 563,91        | 12 675,58        | 13 303,94        | 13 774,84        |
| 28 Pamekasan                           | 10 579,00        | 11 021,95        | 11 491,19        | 11 946,98        |
| 29 Sumenep                             | 20 124,57        | 20 287,82        | 20 720,37        | 21 226,13        |
| <b>Kota/Municipality</b>               |                  |                  |                  |                  |
| 71 Kediri                              | 248 949,62       | 260 519,74       | 273 008,39       | 285 021,70       |
| 72 Blitar                              | 26 659,24        | 27 968,88        | 29 326,09        | 30 821,53        |
| 73 Malang                              | 46 955,91        | 49 280,07        | 51 732,72        | 54 358,89        |
| 74 Probolinggo                         | 27 609,73        | 28 946,53        | 30 369,06        | 31 877,37        |
| 75 Pasuruan                            | 23 596,81        | 24 708,98        | 25 873,36        | 27 081,88        |
| 76 Mojokerto                           | 30 269,80        | 31 753,18        | 33 400,53        | 35 038,84        |
| 77 Madiun                              | 45 672,41        | 48 316,78        | 50 994,86        | 53 867,90        |
| 78 Surabaya                            | 107 959,91       | 113 815,62       | 120 057,50       | 126 870,57       |
| 79 Batu                                | 43 162,79        | 45 615,70        | 48 200,24        | 50 935,51        |
| <b>Jawa Timur</b>                      | <b>32 703,39</b> | <b>34 271,77</b> | <b>35 970,58</b> | <b>37 719,53</b> |

Sumber : BPS Provinsi Jawa Timur

Source : BPS-Statistics Of Jawa Timur Province

## PERBANDINGAN ANTAR KABUPATEN/KOTA

**Produk Domestik Regional Bruto Atas Dasar Harga Berlaku Menurut Kabupaten/Kota di Provinsi Jawa Timur (miliar rupiah), 2014–2017**

**Tabel**  
**Table**      **12.8**

*Gross Regional Domestic Product at Current Market Prices by Regency/Municipality in Jawa Timur Province (billion rupiahs), 2014–2017*

| Kabupaten/Kota<br>Regency/Municipality | 2014      | 2015      | 2016      | 2017      |
|--|-----------|-----------|-----------|-----------|
| (1)                                    | (2)       | (3)       | (4)       | (5)       |
| <b>Kabupaten/Regency</b>               |           |           |           |           |
| 1 Pacitan                              | 19 094,06 | 21 035,63 | 23 116,25 | 24 955,41 |
| 2 Ponorogo                             | 15 470,16 | 17 196,26 | 18 898,69 | 20 416,62 |
| 3 Trenggalek                           | 17 904,78 | 19 783,45 | 21 576,47 | 23 253,00 |
| 4 Tulungagung                          | 25 374,60 | 27 825,40 | 30 334,41 | 32 732,03 |
| 5 Blitar                               | 21 161,13 | 23 380,20 | 25 515,86 | 27 435,35 |
| 6 Kediri                               | 18 035,76 | 19 715,25 | 21 366,69 | 22 973,38 |
| 7 Malang                               | 26 089,55 | 29 022,49 | 31 938,70 | 34 611,58 |
| 8 Lumajang                             | 21 417,69 | 23 701,33 | 25 783,92 | 27 685,08 |
| 9 Jember                               | 21 131,75 | 23 421,28 | 25 842,78 | 27 765,65 |
| 10 Banyuwangi                          | 33 606,95 | 37 751,27 | 41 472,98 | 45 015,71 |
| 11 Bondowoso                           | 17 272,30 | 19 029,96 | 20 732,75 | 22 313,29 |
| 12 Situbondo                           | 20 028,26 | 22 092,96 | 24 180,54 | 25 927,32 |
| 13 Probolinggo                         | 20 444,94 | 22 523,95 | 24 450,71 | 25 964,05 |
| 14 Pasuruan                            | 60 453,41 | 66 239,99 | 72 085,58 | 77 854,50 |
| 15 Sidoarjo                            | 63 172,81 | 68 993,95 | 74 410,91 | 79 809,54 |
| 16 Majokerto                           | 49 699,74 | 54 780,58 | 59 733,81 | 64 450,41 |
| 17 Jombang                             | 21 335,82 | 23 487,48 | 25 641,88 | 27 882,87 |
| 18 Nganjuk                             | 16 617,34 | 18 356,76 | 20 196,97 | 21 826,91 |
| 19 Madiun                              | 18 593,55 | 20 561,24 | 22 458,63 | 24 122,42 |

Sumber : BPS Provinsi Jawa Timur

Source : BPS-Statistics Of Jawa Timur Province

## REGENCY/MUNICIPALITY COMPARISON

Lanjutan Tabel / Continuation of Table 12.8

| Kabupaten/Kota<br>Regency/Municipality | 2014             | 2015             | 2016             | 2017             |
|--|------------------|------------------|------------------|------------------|
| (1)                                    | (2)              | (3)              | (4)              | (5)              |
| 20 Magetan                             | 20 051,07        | 22 123,25        | 24 198,12        | 25 991,36        |
| 21 Ngawi                               | 16 080,99        | 18 091,81        | 19 927,48        | 21 461,16        |
| 22 Bojonegoro                          | 41 004,50        | 39 306,53        | 44 809,23        | 52 163,50        |
| 23 Tuban                               | 38 184,59        | 41 753,61        | 45 154,73        | 48 557,12        |
| 24 Lamongan                            | 21 653,20        | 24 201,25        | 26 685,12        | 28 919,23        |
| 25 Gresik                              | 75 545,83        | 80 174,95        | 84 895,40        | 92 314,58        |
| 26 Bangkalan                           | 22 952,68        | 20 118,35        | 20 912,34        | 22 324,23        |
| 27 Sampang                             | 15 798,98        | 15 688,78        | 17 143,29        | 18 481,67        |
| 28 Pamekasan                           | 13 234,93        | 14 550,21        | 15 837,08        | 16 964,75        |
| 29 Sumenep                             | 26 528,67        | 25 329,83        | 26 904,85        | 28 282,14        |
| <b>Kota/Municipality</b>               |                  |                  |                  |                  |
| 71 Kediri                              | 315 369,12       | 342 375,87       | 377 292,38       | 408 662,74       |
| 72 Blitar                              | 31 806,31        | 34 946,54        | 38 327,01        | 41 445,46        |
| 73 Malang                              | 55 039,26        | 60 876,77        | 66 756,89        | 72 392,97        |
| 74 Probolinggo                         | 32 013,76        | 35 249,36        | 38 460,03        | 41 527,39        |
| 75 Pasuruan                            | 27 656,87        | 30 541,23        | 33 430,22        | 36 040,41        |
| 76 Mojokerto                           | 35 502,00        | 38 835,16        | 42 487,08        | 45 940,57        |
| 77 Madiun                              | 52 833,15        | 58 240,39        | 63 690,83        | 68 939,24        |
| 78 Surabaya                            | 128 921,61       | 142 607,49       | 157 693,98       | 172 206,94       |
| 79 Batu                                | 51 660,17        | 57 408,36        | 63 774,97        | 70 350,32        |
| <b>Jawa Timur</b>                      | <b>39 832,68</b> | <b>43 541,35</b> | <b>47 538,92</b> | <b>51 387,10</b> |

Sumber : BPS Provinsi Jawa Timur

Source : BPS-Statistics Of Jawa Timur Province









# D A T A

## MENCERDASKAN BANGSA

— *Enlighten The Nation* —



**BADAN PUSAT STATISTIK  
KABUPATEN BANYUWANGI**  
*Statistics of Banyuwangi Regency*  
JL. KH. Agus Salim 87 Banyuwangi, 68425  
Telp. (0333) 421774  
Homepage : <http://banyuwangikab.bps.go.id>  
Email : [bps3510@bps.go.id](mailto:bps3510@bps.go.id)

ISSN 0215 5319



0215 5319