

*Kabupaten*

# BATANG DALAM ANGKA

*Batang Regency in Figures*

2018



**BADAN PUSAT STATISTIK  
KABUPATEN BATANG**  
*Statistics of Batang Regency*



*Kabupaten*

# BATANG DALAM ANGKA

*Batang Regency in Figures*

2018



**Kabupaten Batang Dalam Angka**  
***Batang Regency in Figures***  
**2018**

ISSN: 0215-5326

No. Publikasi/*Publication Number*: 33250.1803

Katalog/*Catalog*: 1102001.3325

Ukuran Buku/*Book Size*: 14,8 cm x 21 cm

Jumlah Halaman/*Number of Pages*: xlii + 410 halaman /*pages*

Naskah/*Manuscript*:

Badan Pusat Statistik Kabupaten Batang

*BPS-Statistics of Batang Regency*

Gambar Kover oleh/*Cover Designed by*:

Badan Pusat Statistik Kabupaten Batang

*BPS-Statistics of Batang Regency*

Ilustrasi Kover/*Cover Illustration*:

Pelabuhan Batang/*Batang Port*

Diterbitkan oleh/*Published by*:

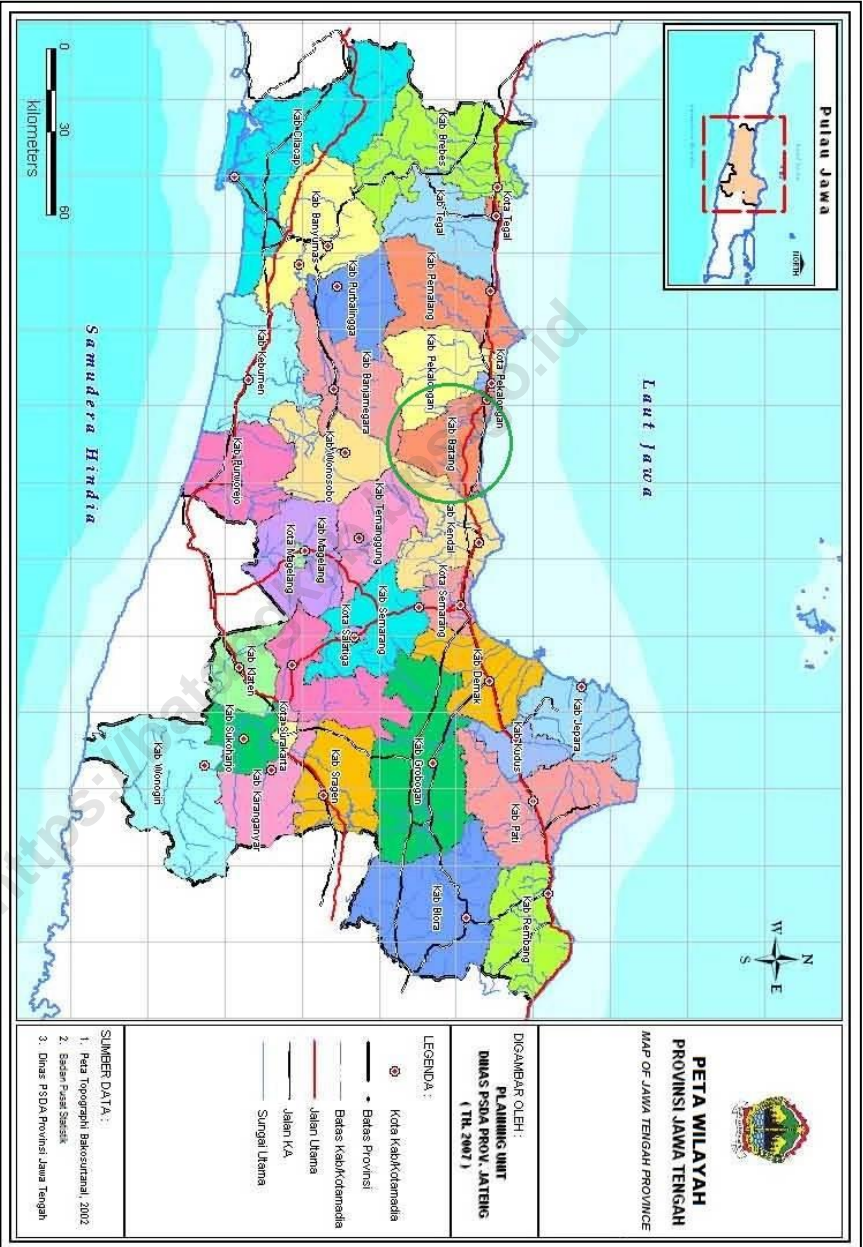
© BPS Kabupaten Batang/*BPS-Statistics of Batang Regency*

Dicetak oleh/*Printed by*:

CV. Niaga

**Dilarang mengumumkan, mendistribusikan, mengomunikasikan, dan/atau  
menggandakan sebagian atau seluruh isi buku ini untuk tujuan komersial tanpa izin  
tertulis dari Badan Pusat Statistik**

*Prohibited to announce, distribute, communicate, and/or copy part or all of this book  
for commercial purpose without permission from BPS-Statistics Indonesia*





**KEPALA BPS KABUPATEN BATANG**  
*CHIEF STATISTICIAN OF BATANG REGENCY*



**Tina Wahyufitri, S.Si, M.Si**







## KATA PENGANTAR

*Assalamu'alaikum Wr.Wb.*

“KABUPATEN BATANG DALAM ANGKA 2018” merupakan publikasi tahunan sebagai kelanjutan publikasi sebelumnya yang menyajikan data statistik secara berkesinambungan.

Publikasi ini memuat gambaran mengenai keadaan geografis, pemerintahan, penduduk dan tenaga kerja, sosial, pertanian, industri, listrik, air minum, perdagangan, transportasi, telekomunikasi, hotel, pariwisata, dan keuangan. Beberapa tabel mengalami penyempurnaan sesuai dengan perkembangan dan kebutuhan dari pengguna data.

Penghargaan dan ucapan terima kasih yang sebesar-besarnya kami sampaikan kepada Pemerintah Daerah Kabupaten Batang, dinas/instansi/BUMN/BUMD dan perusahaan swasta atas dukungan dan pemberian data untuk penyusunan publikasi ini.

Semoga publikasi ini bermanfaat bagi pengguna data dan kami harapkan kritik dan saran yang bersifat membangun untuk penyempurnaan publikasi berikutnya.

*Wassalamu'alaikum Wr. Wb.*

Batang, Agustus 2018  
BPS Kabupaten Batang  
Kepala,

**Tina Wahyufitri**



*Assalamu'alaikum Wr.Wb.*

"BATANG REGENCY IN FIGURES 2018" is an annual publication as a continuation of previous publications that present statistical data series.

This publication contains an overview of the geographical situation, governance, population and labor, social, agriculture, industry, electricity, drinking water, trade, transportation, telecommunications, hotel, tourism, and finance. Some tables experienced improvements in accordance with the development and needs of data.

Appreciation and gratitude profusely we submit to the Local Government of Batang Regency, service/agency/state/enterprises and private companies for the support and the provision of data for the preparation of this publication.

Hopefully, this publication is useful for data users and we expect criticism and constructive suggestions for improvement next publication.

*Wassalamu'alaikum Wr. Wb.*

Batang, August 2018  
Statistics of Batang Regency  
Head,

**Tina Wahyufitri**

## DAFTAR ISI/CONTENTS

|   | halaman<br><i>page</i> |
|---|------------------------|
| Peta Wilayah Provinsi Jawa Tengah/ <i>Map of Jawa Tengah Province</i> ..... | iii                    |
| <i>Peta Wilayah Kabupaten Batang/Map of Batang Regency</i> .....            | iv                     |
| Kepala BPS Kabupaten Batang .....   | v                      |
| <i>Chief Statistician of Batang Regency</i> .....                           | v                      |
| Kata Pengantar .....  | vii                    |
| <i>Preface</i> .....  | viii                   |
| Daftar Isi/ <i>Contents</i> .....   | ix                     |
| Daftar Tabel/ <i>List Of Tables</i> .....                                   | xii                    |
| Daftar Gambar/ <i>List Of Figures</i> .....                                 | xxxvii                 |
| Penjelasan Umum/ <i>Explanatory Notes</i> .....                             | xl                     |
| 1 Geografi dan Iklim  |                        |
| <i>Geography and Climate</i> .....  | 1                      |
| 1.1 Geografi/ <i>Geography</i> .....  | 9                      |
| 1.2 Penggunaan Lahan/ <i>land function</i> .....                            | 11                     |
| 1.3 Iklim/ <i>Climate</i> .....   | 19                     |
| 2 Pemerintahan  |                        |
| <i>Government</i> .....   | 27                     |
| 2.1 Wilayah Administratif/ <i>Administrative Area</i> .....                 | 35                     |
| 2.2 Pegawai Negeri Sipil/ <i>Civil Servants</i> .....                       | 40                     |
| 2.3 Hasil Pemilu/ <i>Election Voice result</i> .....                        | 51                     |
| 2.4 Dewan Perwakilan Rakyat Daerah/ <i>Regional Parliament</i> .....        | 58                     |
| 3 Kependudukan dan Ketenagakerjaan  |                        |
| <i>Population and Employment</i> .....                                      | 65                     |
| 3.1 Kependudukan/ <i>Population</i> .....                                   | 73                     |
| 3.2 Keluarga Berencana/ <i>Family Planning</i> .....                        | 97                     |
| 3.3 Akte/ <i>Certificate</i> .....  | 104                    |
| 3.4 Ketenagakerjaan/ <i>Employment</i> .....                                | 105                    |

|      |   |     |
|------|---|-----|
| 4    | Sosial  |     |
|      | <i>Social</i> .....   | 117 |
| 4.1  | Pendidikan/ <i>Education</i> .....                              | 126 |
| 4.2  | Kesehatan/ <i>Health</i> .....                                  | 140 |
| 4.3  | PMI/ <i>PMI</i> .....   | 158 |
| 4.4  | Badan Penyelenggara Jaminan Sosial Kesehatan/ <i>BPJS</i> ..... | 161 |
| 4.5  | Sampah dan Kebakaran/ <i>Waste and Fire</i> .....               | 163 |
| 4.6  | Bencana/ <i>Disaster</i> .....                                  | 167 |
| 4.7  | Kriminalitas/ <i>Crime</i> .....                                | 171 |
| 4.8  | Narkoba/ <i>Drugs</i> .....                                     | 189 |
| 4.9  | Agama/ <i>Religion</i> .....                                    | 191 |
| 4.10 | Pengadilan Agama/ <i>Religion Court</i> .....                   | 201 |
| 4.11 | Kejaksaan Negeri/ <i>State Attorney</i> .....                   | 209 |
| 4.12 | Rumah Tahanan Negara/ <i>House of State Prisoner</i> .....      | 215 |
| 4.13 | Pertanahan/ <i>Land</i> .....                                   | 218 |
| 4.14 | Kemiskinan/ <i>Poverty</i> .....                                | 221 |
| 5    | Pertanian   |     |
|      | <i>Agriculture</i> .....  | 225 |
| 5.1  | Tanaman Pangan/ <i>Food Crops</i> .....                         | 235 |
| 5.2  | Hortikultura/ <i>Horticulture</i> .....                         | 240 |
| 5.3  | Perkebunan/ <i>Estate</i> .....                                 | 241 |
| 5.4  | Kehutanan/ <i>Forestry</i> .....                                | 245 |
| 5.5  | Peternakan/ <i>Husbandry Service</i> .....                      | 247 |
| 5.6  | Perikanan/ <i>Fishery Service</i> .....                         | 255 |
| 6    | Industri, Listrik dan Air                                       |     |
|      | <i>Industry, Electricity and Water</i> .....                    | 265 |
| 6.1  | Industri/ <i>Industry</i> .....                                 | 271 |
| 6.2  | Listrik/ <i>Electricity</i> .....                               | 275 |
| 6.3  | Air/ <i>Water</i> .....   | 279 |
| 7    | Perdagangan   |     |
|      | <i>Trade</i> .....  | 289 |
| 8    | Hotel dan Pariwisata  |     |
|      | <i>Hotel and Tourism</i> .....                                  | 307 |

|      |  |     |
|------|--|-----|
| 8.1  | Hotel/ <i>Hotels</i> .....                               | 313 |
| 8.2  | Pariwisata/ <i>Tourism</i> .....                         | 315 |
| 9    | Transportasi dan Komunikasi                              |     |
|      | <i>Transportation and Communication</i> .....            | 319 |
| 9.1  | Transportasi/ <i>Transportation</i> .....                | 326 |
| 9.2  | Pos/ <i>Post</i> .....                                   | 342 |
| 10   | Keuangan Daerah dan Harga                                |     |
|      | <i>Local Finance and Price</i> .....                     | 347 |
| 10.1 | Keuangan Daerah/ <i>Local Finance</i> .....              | 353 |
| 10.2 | Harga/ <i>Price</i> .....                                | 366 |
| 11.  | Pengeluaran penduduk dan Konsumsi Makanan                |     |
|      | <i>Population Expenditure and Food Consumption</i> ..... | 375 |
| 12.  | Pendapatan Regional                                      |     |
|      | <i>Regional Income</i> .....                             | 381 |
| 13.  | Perbandingan Antar Kabupaten/Kota                        |     |
|      | <i>Regency/Municipal Comparison</i> .....                | 399 |

## DAFTAR TABEL/LIST OF TABLE

|           |  | halaman<br>page |
|-----------|--|-----------------|
| <b>I.</b> | <b>GEOGRAFI DAN IKLIM/GEOGRAPHY AND CLIMATE</b>  |                 |
| 1.1.1     | Keadaan Geografis Kabupaten Batang<br><i>Geographical Conditions of Batang Regency</i> .....   | 9               |
| 1.1.2     | Luas Wilayah dan Persentase Menurut Kecamatan di Kabupaten Batang, 2017<br><i>Total Area and Percentage by Subdistrict in Batang Regency, 2017</i> .....   | 10              |
| 1.2.1     | Luas Penggunaan Lahan Menurut Kecamatan di Kabupaten Batang (ha), 2017<br><i>Extensive Land Use by Subdistrict in Batang Regency (ha), 2017</i> .....  | 11              |
| 1.2.2     | Luas Penggunaan Lahan Sawah Menurut Irigasi dan Kecamatan di Kabupaten Batang (ha), 2017<br><i>Wet Land Area by Irrigation and Subdistrict in Batang Regency (ha), 2017</i> .....  | 12              |
| 1.2.3     | Luas Penggunaan Lahan Bukan Lahan Sawah Menurut Kecamatan di Kabupaten Batang (ha), 2017<br><i>Extensive Land Use for Non Wet Land by Subdistrict in Batang Regency (ha), 2017</i> .....   | 13              |
| 1.2.4     | Luas Tanah Kas Desa Menurut Jenis dan Kecamatan di Kabupaten Batang (ha), 2017<br><i>The Area of Village Asset According by Type and Subdistrict in Batang Regency (ha), 2017</i> .....  | 15              |
| 1.2.5     | Luas Tanah Bengkok Menurut Jenis dan Kecamatan di Kabupaten Batang (ha), 2017<br><i>The Area of Land for Village Staff According by Type and Subdistrict in Batang Regency (ha), 2017</i> .....                                    | 16              |
| 1.2.6     | Ibukota Kecamatan dan Tinggi Wilayah di Atas Permukaan Laut (DPL) Menurut Kecamatan di Kabupaten Batang, 2017<br><i>Capital of Subdistrict and Height Above Mean Sea Level (AMSL) by Subdistrict in Batang Regency, 2017</i> ..... | 17              |
| 1.2.7     | Ibukota Kecamatan dan Jarak dari Ibukota Kecamatan ke Ibukota Kabupaten di Kabupaten Batang, 2017<br><i>Capital of Subdistrict and Distance between District Capital and Regency Capital in Batang Regency, 2017</i> .....         | 18              |

|            |   |    |
|------------|---|----|
| 1.3.1      | Rata-rata Hari Hujan dan Rata-rata Curah Hujan Menurut Bulan di Kabupaten Batang, 2017<br><i>Average of Raindays and Average of Rainfalls by Month in Batang Regency, 2017</i> .....  | 19 |
| 1.3.2      | Banyaknya Hari Hujan Menurut Stasiun Pengukur Kecamatan dan Bulan di Kabupaten Batang (hari), 2017<br><i>Number of Raindays by Subdistrict Station and Month in Batang Regency (days), 2017</i> .....                                     | 20 |
| 1.3.3      | Banyaknya Curah Hujan Menurut Stasiun Pengukur Kecamatan dan Bulan di Kabupaten Batang (mm), 2017<br><i>Number of Rainfalls by Subdistrict Station and Month in Batang Regency (mm), 2017</i> .....                                       | 23 |
| <br>       |   |    |
| <b>II.</b> | <b>PEMERINTAHAN/GOVERNMENT</b>  |    |
| 2.1.1      | Ibukota Kecamatan dan Banyaknya Desa/Kel, Dukuh, RT dan RW Menurut Kecamatan di Kabupaten Batang, 2017<br><i>The Central of Subdistrict and Number of Village, Hamlet, RT and RW by Subdistrict in Batang Regency, 2017</i> .....         | 35 |
| 2.1.2      | Klasifikasi Desa/Kelurahan Menurut Tingkat Perkembangan Desa dan Kecamatan di Kabupaten Batang, 2017<br><i>The Classification of Village by Level of Village Development and Subdistrict in Batang Regency, 2017</i> .....                | 36 |
| 2.1.3      | Jumlah Perangkat Desa Menurut Kecamatan di Kabupaten Batang, 2017<br><i>Number of Employes Village by Subdistrict in Batang Regency, 2017</i> .....   | 37 |
| 2.1.4      | Banyaknya Anggota Keamanan Lingkungan Menurut Klasifikasi Kemampuan dan Kecamatan di Kabupaten Batang, 2017<br><i>Number of Members of Environmental Security by Capability Classification and District in Batang Regency, 2017</i> ..... | 39 |
| 2.2.1      | Jumlah CPNS/PNS Daerah Menurut Menurut Golongan dan Jenis Kelamin di Kabupaten Batang, 2016-2017<br><i>Number of Civil Servants Regional Government by Group and Sex in Batang Regency, 2016-2017</i> .....                               | 40 |

|       |   |    |
|-------|---|----|
| 2.2.2 | Jumlah CPNS/PNS Daerah Menurut Menurut Eselon dan Jenis Kelamin di Kabupaten Batang, 2016-2017<br><i>Number of Civil Servants Regional Government by Esselon and Sex in Batang Regency, 2016-2017</i> .....   | 41 |
| 2.2.3 | Jumlah CPNS/PNS Daerah Menurut Menurut Unit Kerja dan Pendidikan di Kabupaten Batang, 2017<br><i>Number of Civil Servants Regional Government by Working Unit and Education in Batang Regency, 2017</i> .....   | 42 |
| 2.2.4 | Jumlah CPNS/PNS Daerah Menurut Menurut Unit Kerja dan Golongan di Kabupaten Batang, 2017<br><i>Number of Civil Servants Regional Government by Working Unit and Group in Batang Regency, 2017</i> .....   | 44 |
| 2.2.5 | Jumlah CPNS/PNS Daerah Menurut Menurut Unit Kerja dan Kelompok Umur di Kabupaten Batang, 2017<br><i>Number of Civil Servants Regional Government by Working Unit and Age Group in Batang Regency, 2017</i> .....  | 46 |
| 2.2.6 | Jumlah Peserta Diklat Teknis dan Sejenisnya melalui Badan Kepegawaian Daerah Kabupaten Batang, 2017<br><i>Number of Technical Training and Similar Participants by Regional Employment Office Batang Regency, 2017</i>  | 48 |
| 2.3.1 | Hasil Penghitungan Suara Pemilu 2014 Menurut Daerah Pemilihan dan Partai di Kabupaten Batang<br><i>Number of Legislative Election Voice Result 2014 by Local Council and Parties in Batang Regency</i> .....  | 51 |
| 2.3.2 | Hasil Perolehan Suara Pemilu 2014 untuk DPRD Kabupaten, Propinsi, dan DPR-RI Menurut Partai di Kabupaten Batang<br><i>Number of Legislative Election Voice Result 2014 for Local Council in Regency, Province and National Level by Parties in Batang Regency</i> ..... | 53 |
| 2.3.3 | Hasil Perolehan Suara dan Kursi Pemilu 2014 untuk DPRD Kabupaten di Kabupaten Batang<br><i>Number of Legislative Election Voice and Seats Result 2014 for Local Council Regency in Batang Regency</i> .....   | 54 |
| 2.3.4 | Jumlah Pemilih dan Pengguna Hak Pilih Pemilu 2014 Menurut Kecamatan di Kabupaten Batang<br><i>Number of Voters and User Right Select of Local Council 2014 by Subdistrict in Batang Regency</i> .....   | 55 |



|             |  |    |
|-------------|--|----|
| 2.3.5       | Jumlah Pemilih dan Pengguna Hak Pilih Pemilu Kepala Daerah 2017 Menurut Kecamatan di Kabupaten Batang<br><i>Number of Voters and User of Right to Election of Regional Head Election 2017 by Subdistrict in Batang Regency .....</i> | 56 |
| 2.3.6       | Hasil Perolehan Suara Pemilu Kepala Daerah 2017 Menurut Kecamatan di Kabupaten Batang<br><i>Number of Election of Regional Head Election Results 2017 by Subdistrict in Batang Regency .....</i>                                     | 57 |
| 2.4.1       | Banyaknya Anggota DPRD Kabupaten Batang Menurut Fraksi dan Jenis Kelamin, 2017<br><i>Number of Members Regional Parliament of Batang Regency by Fraction and Sex, 2017 .....</i>   | 58 |
| 2.4.2       | Banyaknya Anggota DPRD Kabupaten Batang Menurut Komisi dan Jenis Kelamin, 2017<br><i>Number of Members Regional Parliament of Batang Regency by Commission and Sex, 2017 .....</i>   | 59 |
| 2.4.3       | Banyaknya Anggota DPRD Kabupaten Batang Menurut Fraksi, Pimpinan dan Komisi, 2017<br><i>Number of Members Regional Parliament of Batang Regency by Fraction, Leader and Comission, 2017 .....</i>                                    | 60 |
| 2.4.4       | Banyaknya Sidang yang Telah Dilaksanakan DPRD Kabupaten Batang Menurut Jenis dan Bulan, 2017<br><i>Number of Executed Sessions Regional Parliament of Batang Regency by Kind of Meeting and Month, 2017.....</i>                     | 62 |
| <br>        |  |    |
| <b>III.</b> | <b>PENDUDUK/POPULATION</b>   |    |
| 3.1.1       | Jumlah Penduduk Menurut Kecamatan, Jenis Kelamin dan Persentase di Kabupaten Batang, 2017<br><i>Total Population by Subdistrict, Sex and Percentage in Batang Regency, 2017 .....</i>  | 73 |
| 3.1.2       | Proyeksi Penduduk Laki-laki dan Perempuan Menurut Kecamatan di Kabupaten Batang, 2013-2017<br><i>Male and Female Population Projection by Subdistrict in Batang Regency, 2013-2017 .....</i>   | 74 |
| 3.1.3       | Proyeksi Penduduk Laki-laki Menurut Kecamatan di Kabupaten Batang, 2013-2017<br><i>Male Population Projection by Subdistrict in Batang Regency, 2013-2017 .....</i>  | 75 |

|        |  |    |
|--------|--|----|
| 3.1.4  | Proyeksi Penduduk Perempuan Menurut Kecamatan di Kabupaten Batang, 2013-2017<br><i>Female Population Projection by Subdistrict in Batang Regency, 2013-2017</i> .....  | 76 |
| 3.1.5  | Jumlah Penduduk Menurut Kelompok Umur, Jenis Kelamin dan Persentase di Kabupaten Batang, 2017<br><i>Total Population by Age Group, Sex and Percentage in Batang Regency, 2017</i> .....                                      | 77 |
| 3.1.6  | Proyeksi Penduduk Laki-laki dan Perempuan Menurut Kelompok Umur, Jenis Kelamin dan Persentase di Kabupaten Batang, 2013-2017<br><i>Male and Female Population Projection by Age Group in Batang Regency, 2013-2017</i> ..... | 78 |
| 3.1.7  | Proyeksi Penduduk Laki-laki Menurut Kelompok Umur di Kabupaten Batang, 2013-2017<br><i>Male Population Projection by Age Group in Batang Regency, 2013-2017</i> .....  | 79 |
| 3.1.8  | Proyeksi Penduduk Perempuan Menurut Kelompok Umur di Kabupaten Batang, 2013-2017<br><i>Female Population Projection by Age Group in Batang Regency, 2013-2017</i> .....  | 80 |
| 3.1.9  | Jumlah Penduduk Menurut Status Warga Negara, Jenis Kelamin dan Kecamatan, di kabupaten Batang, 2017<br><i>Population by Citizen Status, Sex and Subdistrict, in Batang Regency, 2017</i> .....                               | 81 |
| 3.1.10 | Jumlah Penduduk Menurut Kelompok Umur, Jenis Kelamin dan Kecamatan di Kabupaten Batang, 2017<br><i>Population by Age Group, Sex and Subdistrict in Batang Regency, 2017</i> .....  | 82 |
| 3.1.11 | Jumlah Penduduk Menurut Jenis Kelamin, Rasio Jenis Kelamin dan Kecamatan di Kabupaten Batang, 2017<br><i>Population by Sex, Sex Ratio and Subdistrict in Batang Regency, 2017</i> .....                                      | 90 |
| 3.1.12 | Rata-rata Penduduk per Desa dan Kepadatan Penduduk di Kabupaten Batang, 2017<br><i>Average of Population per Village and Population Density in Batang Regency, 2017</i> .....  | 91 |

|        |  |     |
|--------|--|-----|
| 3.1.13 | Laju Pertumbuhan Penduduk Menurut Kecamatan di Kabupaten Batang, 2017<br><i>Population Growth Rate by Subdistrict in Batang Regency, 2017 .....</i>  | 92  |
| 3.1.14 | Angka Ketergantungan Menurut Kecamatan di Kabupaten Batang, 2017<br><i>Dependancy Ratio by Subdistrict in Batang Regency, 2017 ....</i>  | 93  |
| 3.1.15 | Persentase Penduduk Berumur 10 Tahun ke Atas Menurut Status Perkawinan di Kabupaten Batang, 2009-2017<br><i>Percentage of Population Aged 10 Years and Over by Marital Status in Batang Regency, 2009-2017 .....</i>   | 94  |
| 3.1.16 | Persentase Penduduk Berumur 10 Tahun ke Atas Menurut Kemampuan Membaca dan Menulis di Kabupaten Batang, 2009-2017<br><i>Percentage of Population Aged 10 Years and Over by Ability of Reading and Writing in Batang Regency, 2009-2017 .....</i>                   | 95  |
| 3.1.17 | Persentase Penduduk Berumur 10 Tahun ke Atas Menurut Pendidikan Tertinggi yang Ditamatkan di Kabupaten Batang, 2009-2017<br><i>Percentage of Population Aged 10 Years and Over According to the Highest Education Completed in Batang Regency, 2009-2017 .....</i> | 96  |
| 3.2.1  | Banyaknya Akseptor Baru Keluarga Berencana Menurut Kontrasepsi dan Kecamatan di Kabupaten Batang, 2017<br><i>Number of New Acceptor of Family Planning by Contraception and Subdistrict in Batang Regency, 2017 .....</i>  | 97  |
| 3.2.2  | Banyaknya Peserta Keluarga Berencana Aktif Menurut Kontrasepsi dan Kecamatan di Kabupaten Batang, 2017<br><i>Number of Active Participant of Familiy Planning by Contraception and Subdistrict in Batang Regency, 2017 .....</i>                                   | 99  |
| 3.2.3  | Banyaknya PPKB dan Kelompok KB Desa Menurut Kecamatan di Kabupaten Batang, 2017<br><i>Number of Family Planning Motivator and Fieldworker and Village Family Planning Groups in Batang Regency, 2017 .....</i>   | 101 |
| 3.2.4  | Perkembangan Tahapan Keluarga Sejahtera Menurut Kecamatan di Kabupaten Batang, 2017<br><i>Development of Prosperous Family Stage by District in Batang Regency, 2017 .....</i>   | 102 |

|                          |  |     |
|--------------------------|--|-----|
| 3.3.1                    | Banyaknya Pelayanan Akta Menurut Jenis dan Bulan di Kabupaten Batang, 2017<br><i>Number of Certificate Arrangement by Type and Month in Batang Regency, 2017 .....</i>   | 104 |
| 3.4.1                    | Penduduk Kabupaten Batang Berumur 15 Tahun Ke atas dan Kegiatan Selama Seminggu Yang Lalu, 2011-2017<br><i>Batang Regency Population 15 Rears of Age and Over and Type of Activity During The Previous Week, 2011-2017 .....</i>   | 105 |
| 3.4.2                    | Jumlah Perizinan yang Telah Diterbitkan Dinas Penanaman Modal, Pelayanan Terpadu Satu Pintu dan Tenaga Kerja Menurut Jenisnya di Kabupaten Batang, 2017<br><i>Number of Licenses Issued by Service of Investment, One Stop Service and Manpower by Type in Batang Regency, 2017.....</i> | 108 |
| 3.4.3                    | Penanaman Modal Menurut Sektor dan Sub Sektor di Kabupaten Batang, 2017<br><i>Investment by Sector and Sub Sector in Batang Regency, 2017.....</i>   | 111 |
| 3.4.4                    | Penanaman Modal Menurut Kecamatan di Kabupaten Batang, 2017<br><i>Investment by Subdistrict in Batang Regency, 2017.....</i>   | 112 |
| 3.4.5                    | Jumlah Pencari Kerja Terdaftar, Lowongan Kerja dan Penempatan Menurut Bulan dan Jenis Kelamin di Kabupaten Batang, 2017<br><i>Number of Registered Job Seekers, Vacancy and Placement by Month and Sex in Batang Regency, 2017 .....</i>   | 113 |
| <b>IV. SOSIAL/SOCIAL</b> |  |     |
| 4.1.1                    | Jumlah Taman Kanak-kanak dan Raudhatul Athfal di Kabupaten Batang, Tahun Pelajaran 2017/2018<br><i>Number of Kindegarten and Raudhatul Athfal in Batang Regency, Lesson Year 2017/2018 .....</i>   | 126 |
| 4.1.2                    | Jumlah Sekolah Dasar dan Madrasah Ibtidaiyah di Kabupaten Batang, Tahun Pelajaran 2017/2018<br><i>Number of Elementary School and Madrasah Ibtidaiyah in Batang Regency, Lesson Year 2017/2018 .....</i>   | 127 |
| 4.1.3                    | Jumlah Sekolah Menengah Pertama dan Madrasah Tsanawiyah di Kabupaten Batang, Tahun Pelajaran 2017/2018<br><i>Number of Junior High School and Madrasah Tsanawiyah in</i>   | 128 |

|        |   |     |
|--------|---|-----|
|        | <i>Batang Regency, Lesson Year 2017/2018.....</i>   |     |
| 4.1.4  | Jumlah Sekolah Menengah Atas dan Madrasah Aliyah di Kabupaten Batang, Tahun Pelajaran 2017/2018<br><i>Number of High School and Madrasah Aliyah in Batang Regency, Lesson Year 2017/2018.....</i>   | 129 |
| 4.1.5  | Jumlah Murid Taman Kanak-kanak dan Raudhatul Athfal di Kabupaten Batang, Tahun Pelajaran 2017/2018<br><i>Number of Student in Kindegarten and Raudhatul Athfal in Batang Regency, Lesson Year 2017/2018.....</i>                              | 130 |
| 4.1.6  | Jumlah Murid Sekolah Dasar dan Madrasah Ibtidaiyah di Kabupaten Batang, Tahun Pelajaran 2017/2018<br><i>Number of Student in Elementary School and Madrasah Ibtidaiyah in Batang Regency, Lesson Year 2017/2018 .....</i>                     | 131 |
| 4.1.7  | Jumlah Murid Sekolah Menengah Pertama dan Madrasah Tsanawiyah di Kabupaten Batang, Tahun Pelajaran 2017/2018<br><i>Number of Student in Junior High School and Madrasah Tsanawiyah in Batang Regency, Lesson Year 2017/2018 .....</i>         | 132 |
| 4.1.8  | Jumlah Murid Sekolah Menengah Atas, Sekolah Menengah Kejuruan dan Madrasah Aliyah di Kabupaten Batang, Tahun Pelajaran 2017/2018<br><i>Number of Student in High School and Madrasah Aliyah in Batang Regency, Lesson Year 2017/2018.....</i> | 133 |
| 4.1.9  | Jumlah Guru Taman Kanak-kanak dan Raudhatul Athfal di Kabupaten Batang, Tahun Pelajaran 2017/2018<br><i>Number of Teacher in Kindegarten and Raudhatul Athfal in Batang Regency, Lesson Year 2017/2018.....</i>                               | 134 |
| 4.1.10 | Jumlah Guru Sekolah Dasar dan Madrasah Ibtidaiyah di Kabupaten Batang, Tahun Pelajaran 2017/2018<br><i>Number of Teacher in Elementary School and Madrasah Ibtidaiyah in Batang Regency, Lesson Year 2017/2018 .....</i>                      | 135 |
| 4.1.11 | Jumlah Guru Sekolah Menengah Pertama dan Madrasah Tsanawiyah di Kabupaten Batang, Tahun Pelajaran 2017/2018<br><i>Number of Teacher in Junior High School and Madrasah Tsanawiyah in Batang Regency, Lesson Year 2017/2018 .....</i>          | 136 |
| 4.1.12 | Jumlah Guru Sekolah Menengah Atas dan Madrasah Aliyah di Kabupaten Batang, Tahun Pelajaran 2017/2018<br><i>Number of Teacher in High School and Madrasah Aliyah in</i>  | 137 |

|        |  |     |
|--------|--|-----|
|        | <i>Batang Regency, Lesson Year 2017/2018 .....</i>   |     |
| 4.1.13 | Banyaknya Publikasi yang Dimiliki Perpustakaan Daerah Kabupaten Batang, 2017<br><i>Number of Publications Owned by Regional Library of Batang Regency, 2017 .....</i>  | 138 |
| 4.1.14 | Jumlah Pengunjung Perpustakaan Daerah Kabupaten Batang, 2017<br><i>Number of Visitors Regional Library of Batang Regency, 2017.....</i>  | 139 |
| 4.2.1  | Banyaknya Tenaga Medis di Rumah Sakit Umum Daerah Kabupaten Batang Menurut Jenis Kelamin, 2017<br><i>Number of Paramedic in General Hospital of Batang Regency by Sex in Batang, 2017 .....</i>                                      | 140 |
| 4.2.2  | Kegiatan Pelayanan Rumah Sakit Umum Daerah Kabupaten Batang Menurut Bulan, 2017<br><i>Service Activity in General Hospital of Batang Regency by Month, 2017 .....</i>  | 142 |
| 4.2.3  | Jumlah dan Persentase Pasien Rawat Jalan Menurut Jenis Penyakit di Rumah Sakit Umum Daerah Kabupaten Batang, 2017<br><i>Number and Percentage of Outpatient by Type of Disease at General Hospital of Batang Regency, 2017 .....</i> | 144 |
| 4.2.4  | Jumlah dan Persentase Pasien Rawat Inap Menurut Jenis Penyakit di Rumah Sakit Umum Daerah Kabupaten Batang, 2017<br><i>Number and Percentage of Inpatient by Type of Disease at General Hospital of Batang Regency, 2017.....</i>    | 145 |
| 4.2.5  | Jumlah Kelahiran Menurut Jenis Kelamin dan Kecamatan di Kabupaten Batang, 2017<br><i>Number of Birth by Sex and Subdistrict in Batang Regency, 2017.....</i>   | 146 |
| 4.2.6  | Jumlah Kematian Ibu, Bayi dan Balita Menurut Kecamatan di Kabupaten Batang, 2017<br><i>Number of Death of Mother, Infant and Toddler by Subdistrict in Batang Regency, 2017 .....</i>  | 148 |
| 4.2.7  | Jumlah Upaya Kesehatan Bersumberdaya Masyarakat (UKBM) Menurut Kecamatan di Kabupaten Batang, 2017<br><i>Number of Community Based Health Efforts by Subdistrict in Batang Regency, 2017.....</i>                                    | 150 |

|        |  |     |
|--------|--|-----|
| 4.2.8  | Banyaknya Puskesmas Menurut Kelas dan Kecamatan di Kabupaten Batang, 2017<br><i>Number of community Health centers by Class and Subdistrict in Batang Regency, 2017</i> .....  | 151 |
| 4.2.9  | Banyaknya Posyandu Menurut Strata dan Kecamatan di Kabupaten Batang, 2017<br><i>Number of Integrated Service Post by Strata and Subdistrict in Batang Regency, 2017</i> .....  | 152 |
| 4.2.10 | Banyaknya Desa Siaga Menurut Kecamatan di Kabupaten Batang, 2017<br><i>Number of Standby Village by Subdistrict in Batang Regency, 2017</i> .....  | 153 |
| 4.2.11 | Banyaknya Tenaga Medis dan Paramedis Menurut Fasilitas Kesehatan di Kabupaten Batang, 2017<br><i>Number of Medical and Paramedical Workers by Health Facility in Batang Regency, 2017</i> .....  | 154 |
| 4.2.12 | Hasil Imunisasi Menurut Jenis Imunisasi dan Kecamatan di Kabupaten Batang, 2017<br><i>Immunization Coverage by Type of Immunization and Subdistrict in Batang Regency, 2017</i> .....  | 156 |
| 4.3.1  | Banyaknya Donor Darah Menurut Golongan Darah dan Bulan di Kabupaten Batang, 2017<br><i>Number of Blood Supply by Blood Group and Month in Batang Regency, 2017</i> .....   | 158 |
| 4.3.2  | Banyaknya Pengguna Darah Menurut Golongan Darah dan Bulan di Kabupaten Batang, 2017<br><i>Number of Recipient by Blood Group and Month in Batang Regency, 2017</i> .....   | 159 |
| 4.3.3  | Banyaknya Pembina dan Anggota Palang Merah Remaja Menurut Kecamatan di Kabupaten Batang, 2017<br><i>Number of Trustees and Members of the Youth Red Cross by Subdistricts in Batang Regency, 2017</i> .....  | 160 |
| 4.4.1  | Jumlah Fasilitas Kesehatan yang Bekerjasama dengan Badan Penyelenggara Jaminan Sosial Kesehatan Cabang Pekalongan di Kabupaten Batang, 2017<br><i>Number of Health Facilities Cooperated with Agency for the Provision of Social Security Health Branch Pekalongan in Batang Regency, 2017</i> ..... | 161 |
| 4.4.2  | Jumlah Peserta Jaminan Kesehatan Nasional Kartu  | 162 |

|       |   |     |
|-------|---|-----|
|       | Indonesia Sehat (JKN-KIS) pada Badan Penyelenggara Jaminan Sosial Kesehatan Cabang Pekalongan di Kabupaten Batang, 2017<br><i>Number of Participants National Health Insurance Healthy Indonesia Cards in Agency for the Provision of Social Security Health Branch Pekalongan In Batang Regency, 2017.....</i> |     |
| 4.5.1 | Banyaknya Sarana Pengelolaan Sampah dan Limbah yang Dikelola Dinas Lingkungan Hidup Menurut Kecamatan di Kabupaten Batang, 2017<br><i>Number of Garbage Facility and Waste that Managed Service of Living Environment by Subdistrict in Batang Regency, 2017.....</i>   | 163 |
| 4.5.2 | Volume Sampah yang Masuk ke Tempat Pembuangan Akhir (TPA) Randukuning Kabupaten Batang, 2013-2017<br><i>Waste Volume Into Final Disposal Randukuning Batang Regency, 2013-2017.....</i>   | 165 |
| 4.5.3 | Perkembangan Volume Sampah Rata-rata per Hari dan yang Terangkut di Kabupaten Batang, 2010-2017<br><i>Average Waste Volume Daily and Tranported Development in Batang Regency, 2010-2017.....</i>   | 166 |
| 4.6.1 | Banyaknya Bencana Kebakaran, Yang Terbakar dan Kehilangan Tempat Tinggal Menurut Kecamatan di Kabupaten Batang, 2017<br><i>Number of Outbreaks of Fire, Place Object on Fire and Lost of House by Subdistrict in Batang Regency, 2017 .....</i>   | 167 |
| 4.6.2 | Banyaknya Korban, Taksiran Kerugian Akibat Kebakaran Menurut Kecamatan di Kabupaten Batang, 2017<br><i>Number of Casualties, Loses Estimate of Fire by Subdistrict in Batang Regency, 2017.....</i>   | 168 |
| 4.6.3 | Banyaknya Kejadian Bencana Menurut Kecamatan di Kabupaten Batang, 2017<br><i>Number of Catastrophic Events by Subdistrict in Batang Regency, 2017.....</i>  | 169 |
| 4.6.4 | Banyaknya Kejadian Bencana Menurut Bulan di Kabupaten Batang, 2017<br><i>Number of Catastrophic Events by Month in Batang Regency, 2017.....</i>  | 170 |
| 4.7.1 | Jumlah Perkara Perdata Menurut Bulan yang Ditangani   | 171 |



|        |   |     |
|--------|---|-----|
|        | Pengadilan Negeri Batang, 2017<br><i>Number of Civil Cases by Month Handled by Government Court of Batang, 2017</i> .....   |     |
| 4.7.2  | Jumlah Perkara Perdata Menurut Bulan dan Sikap Tergugat Terhadap Keputusan Pengadilan Negeri Batang, 2017<br><i>Number of Civil Cases by Month and According to the Defendant's Attitude to the Government Court of Batang Decision, 2017</i> .....   | 172 |
| 4.7.3  | Jumlah Perkara Pidana Menurut Bulan yang Ditangani Pengadilan Negeri Batang, 2017<br><i>Number of Criminal Cases by Months Handled by Government Court of Batang, 2017</i> .....  | 174 |
| 4.7.4  | Jumlah Perkara Pidana Menurut Bulan dan Sikap Terdakwa Terhadap Keputusan Pengadilan Negeri Batang, 2017<br><i>Number of Criminal Cases by Month and According to The Defendant's Attitude to the Government Court of Batang Decision, 2017</i> ..... | 177 |
| 4.7.5  | Jumlah Denda yang Diputuskan Oleh Pengadilan Negeri Batang Menurut Bulan, 2017<br><i>Number of Fines Decided by Government Court of Batang by Month, 2017</i> .....   | 179 |
| 4.7.6  | Banyaknya Kecelakaan Lalu Lintas, Korban dan Nilai Kerugian Menurut Kecamatan di Kabupaten Batang, 2017<br><i>Number of Traffic Accident, Victim and It Losses by Subdistrict in Batang Regency, 2017</i> .....                                       | 180 |
| 4.7.7  | Banyaknya Kecelakaan Lalu Lintas, Korban dan Nilai Kerugian Menurut Bulan di Kabupaten Batang, 2017<br><i>Number of Traffic Accident, Victim and It Losses by Month in Batang Regency, 2017</i> .....   | 181 |
| 4.7.8  | Banyaknya Pemohon Surat Ijin Mengemudi (SIM) di Polres Batang Menurut Bulan, 2017<br><i>Number of Applicant Driver's License (SIM) in Batang Resort Police by Month, 2017</i> .....   | 182 |
| 4.7.9  | Poskamling di Wilayah Hukum Polres Batang Menurut Type dan Kecamatan, 2017<br><i>Number of "Poskamling" in Police Resort of Batang by Type and Subdistrict, 2017</i> .....  | 184 |
| 4.7.10 | Banyaknya Gangguan Keamanan Ketertiban Masyarakat (Kamtibmas) Menurut Bulan di Kabupaten Batang, 2017   | 185 |

|       |  |     |
|-------|--|-----|
|       | <i>Number of Public Order Security Disorders by Month in Batang Regency, 2017 .....</i>  |     |
| 4.8.1 | Jumlah Penyalahguna Narkoba yang Memperoleh Layanan Rehabilitasi dari Badan Narkotika Nasional (BNN) Kabupaten Batang Menurut Jenis Kelamin dan Wilayah, 2017<br><i>Number of Drug Abuse Obtaining Rehabilitation Services from National Narcotics Agency of Batang Regency by Sex and Area, 2017 .....</i>                | 189 |
| 4.8.2 | Jumlah Penyalahguna Narkoba yang Memperoleh Layanan Rehabilitasi dari Badan Narkotika Nasional (BNN) Kabupaten Batang Menurut Jenis Kelamin dan Jenis Narkoba, 2017<br><i>Number of Drug Abuse Obtaining Rehabilitation Services from National Narcotics Agency of Batang Regency by Sex and Kind of Drugs, 2017 .....</i> | 190 |
| 4.9.1 | Banyaknya Tempat Ibadah Menurut Kecamatan di Kabupaten Batang, 2017<br><i>Number of Worship Facilities by Subdistrict in Batang Regency, 2017 .....</i>  | 191 |
| 4.9.2 | Banyaknya Nikah Menurut Kecamatan di Kabupaten Batang, 2017<br><i>Number of Marriage by Subdistrict in Batang Regency, 2017 .....</i>  | 192 |
| 4.9.3 | Banyaknya Nikah Menurut Bulan di Kabupaten Batang, 2017<br><i>Number of Marriage by Month in Batang Regency, 2017.....</i>   | 193 |
| 4.9.4 | Banyaknya Jemaah Haji Menurut Jenis Kelamin dan Kecamatan di Kabupaten Batang, 2017<br><i>Number of Hajj Pilgrims by Sex and Subdistrict in Batang Regency, 2017.....</i>  | 194 |
| 4.9.5 | Banyaknya Jemaah Haji Menurut Pekerjaan dan Kecamatan di Kabupaten Batang, 2017<br><i>Number of Hajj Pilgrims by Works and Subdistrict in Batang Regency, 2017 .....</i>   | 195 |
| 4.9.6 | Banyaknya Jemaah Haji Menurut Pendidikan dan Kecamatan di Kabupaten Batang, 2017<br><i>Number of Hajj Pilgrims by Education and Subdistrict in Batang Regency, 2017 .....</i>  | 197 |
| 4.9.7 | Banyaknya Pondok Pesantren, Kyai, Ustadz dan Santri  | 199 |

|        |  |     |
|--------|--|-----|
|        | Menurut Kecamatan di Kabupaten Batang, 2017<br><i>Number of Islamic Courses, Leaders, Teachers and Pupils by Subdistrict in Batang Regency, 2017</i> .....   |     |
| 4.9.8  | Banyaknya Penduduk Menurut Agama yang Dianut dan Kecamatan di Kabupaten Batang, 2017<br><i>Population by Religion Adopted and Subdistrict in Batang Regency, 2017</i> .....  | 200 |
| 4.10.1 | Banyaknya Perkara yang Diterima di Pengadilan Agama Kelas IB Batang Menurut Bulan, 2017<br><i>Number of Cases which Reported in Religion Court Class IB of Batang by Month, 2017</i> .....   | 201 |
| 4.10.2 | Banyaknya Perkara yang Diputus di Pengadilan Agama Kelas IB Batang Menurut Bulan, 2017<br><i>Number of Cases which Decided in Religion Court Class IB of Batang by Month, 2017</i> .....   | 202 |
| 4.10.3 | Banyaknya Perkara yang Diputus di Pengadilan Agama Kelas IB Batang Menurut Jenis Perkara dan Bulan, 2017<br><i>Number of Cases which Decided in Religion Court Class IB of Batang by Kind of Cases and Month, 2017</i> .....   | 203 |
| 4.11.1 | Banyaknya Kejahatan dan Pelanggaran Tindak Pidana Umum yang Telah/Belum Diselesaikan Menurut Bulan, 2017<br><i>Number of Crime and Violations of Public Crimes That Have Been/Not Completed by Month, 2017</i> .....   | 209 |
| 4.11.2 | Jumlah Perkara Masuk Tindak Pidana Umum Kejaksaan Negeri Batang, 2017<br><i>Number of Cases of General Crime in State Attorney of Batang, 2017</i> .....   | 210 |
| 4.11.3 | Jumlah Perkara Tindak Pidana Umum yang Sudah Dieksekusi Kejaksaan Negeri Batang, 2017<br><i>Number of Cases of General Crime That Have Been Executed in The State Attorney of Batang, 2017</i> .....   | 212 |
| 4.11.4 | Rekapitulasi Data Penanganan Perkara Tindak Pidana Korupsi Tahap Penyelidikan, Penyidikan, Penuntutan dan Eksekusi di Kejaksaan Negeri Batang, 2017<br><i>Recapitulation of Data on Case Handling of Corruption Case of Research, Investigation, Prosecution and Execution in State Attorney of Batang, 2017</i> ..... | 214 |
| 4.12.1 | Kapasitas dan Penghuni Rumah Tahanan Negara Kelas IIB  | 215 |

|        |   |     |
|--------|---|-----|
|        | Batang Menurut Bulan dan Jenis Kelamin, 2017<br><i>Capacity and Occupants of House State Prisoners Class IIB of Batang by Month and Sex, 2017 .....</i>   |     |
| 4.12.2 | Banyaknya Narapidana di Rumah Tahanan Negara Kelas IIB Batang Menurut Bulan dan Jenis Kelamin, 2017<br><i>Number of Inmates in House State Prisoners Class IIB of Batang by Month and Sex, 2017 .....</i>   | 216 |
| 4.12.3 | Banyaknya Tahanan di Rumah Tahanan Negara Kelas IIB Batang Menurut Bulan dan Jenis Kelamin, 2017<br><i>Number of Prisoners in House State Prisoners Class IIB of Batang by Month and Sex, 2017 .....</i>  | 217 |
| 4.13.1 | Banyaknya Permohonan Sertifikat di Kantor Pertanahan Kabupaten Batang Menurut Jenis Sertifikat, 2017<br><i>Number of Application for Certificate in Land Office of Batang Regency by Certificate Type, 2017 .....</i>   | 218 |
| 4.13.2 | Banyaknya Penyelesaian Sertifikat di Kantor Pertanahan Kabupaten Batang Menurut Jenis Sertifikat, 2017<br><i>Number of Realization for Certificate in Land Office of Batang Regency by Certificate Type, 2017.....</i>  | 219 |
| 4.13.3 | Banyaknya Sertifikat Program Legalisasi Aset di Kantor Pertanahan Kabupaten Batang Menurut Jenis Sertifikat, 2017<br><i>Number of Asset Legalization Program for Certificate in Land Office of Batang Regency by Certificate Type, 2017 .....</i>   | 220 |
| 4.14.1 | Garis Kemiskinan dan Penduduk Miskin di Kabupaten Batang, 2008–2017<br><i>Poverty Line and Number of Poor People in Batang Regency, 2008–2017 .....</i>   | 221 |
| 4.14.2 | Indeks Pembangunan Manusia Kabupaten Batang, 2010–2017<br><i>Human Development Index in Batang Regency, 2010–2017..</i>   | 222 |
| 4.14.2 | Penyaluran Beras Sejahtera, Peserta Program Keluarga Harapan dan Penerima Kartu Perlindungan Sosial Menurut Kecamatan di Kabupaten Batang, 2017<br><i>Distribution of Prosperous Rice, Participants of Hope Family Program (HFP) and Receiver Social Protection Card (SPC) by Subdistrict in Batang Regency, 2017 .....</i> | 223 |

|           |  |     |
|-----------|--|-----|
| <b>V.</b> | <b>PERTANIAN/AGRICULTURE</b>   |     |
| 5.1.1     | Luas Tanam, Luas Puso, Luas Panen dan Produktivitas Padi dan Palawija di Kabupaten Batang, 2017<br><i>Planting Area, Puso Area, Harvested Area and Productivity of Paddy and Palawija in Batang Regency, 2017</i> .....                                    | 235 |
| 5.1.2     | Luas Tanam, Luas Puso dan Luas Panen Padi dan Jagung Menurut Kecamatan di Kabupaten Batang (Hektar), 2017<br><i>Planting Area, Puso Area and Harvested Area of Paddy and Corn by Subdistrict in Batang Regency (Hektar), 2017</i> .....                    | 236 |
| 5.1.3     | Luas Tanam, Luas Puso dan Luas Panen Kedelai dan Kacang Tanah Menurut Kecamatan di Kabupaten Batang (Hektar), 2017<br><i>Planting Area, Puso Area and Harvested Area of Soybean and Peanuts by Subdistrict in Batang Regency (Hektar), 2017</i> .....      | 237 |
| 5.1.4     | Luas Tanam, Luas Puso dan Luas Panen Kacang Hijau dan Ubi Kayu Menurut Kecamatan di Kabupaten Batang (Hektar), 2017<br><i>Planting Area, Puso Area and Harvested Area of Green Beans and Cassava by Subdistrict in Batang Regency (Hektar), 2017</i> ..... | 238 |
| 5.1.5     | Luas Tanam, Luas Puso dan Luas Panen Ubi Jalar Menurut Kecamatan di Kabupaten Batang (Hektar), 2017<br><i>Planting Area, Puso Area and Harvested Area of Sweet Potato by Subdistrict in Batang Regency (Hektar), 2017</i> .....                            | 239 |
| 5.2.1     | Luas Panen dan Produktivitas Tanaman Hortikultura Sayuran dan Buah Semusim di Kabupaten Batang, 2017<br><i>Harvested Area and Productivity of Horticultural Plants Vegetables and Seasonal Fruits in Batang Regency, 2017</i> .....                        | 240 |
| 5.3.1     | Jumlah dan Luas Perkebunan Besar Menurut Jenis Tanaman di Kabupaten Batang, 2017<br><i>Number and Area of Large Estate by Kind of Crops in Batang Regency, 2017</i> .....  | 241 |
| 5.3.2     | Produksi Tanaman Perkebunan Besar Menurut Jenis Tanaman di Kabupaten Batang, 2013-2017<br><i>Production of Large Estate Plants by Kind of Crops in Batang Regency, 2013-2017</i> .....   | 242 |
| 5.3.3     | Luas dan Produksi Tanaman Perkebunan Rakyat Menurut Kecamatan dan Jenis Tanaman di Kabupaten Batang, 2017  | 243 |

|       |  |     |
|-------|--|-----|
|       | <i>Area and Production of Small Estate Plants by Subdistrict and Kind of Crops in Batang Regency, 2017 .....</i>   |     |
| 5.4.1 | Produksi Hasil Hutan Menurut Jenis Produk dalam Lingkup Kerja Perum Perhutani KPH Kendal, 2015-2017<br><i>Production of Forestry Product by Product Kind by Forestry Corporation of Kendal, 2015-2017 .....</i>                    | 245 |
| 5.4.2 | Produksi Hasil Hutan Menurut Jenis Produk dalam Lingkup Kerja Perum Perhutani KPH Pekalongan Timur, 2015-2017<br><i>Production of Forestry Product by Product Kind by Forestry Corporation of Pekalongan Timur, 2015-2017.....</i> | 246 |
| 5.5.1 | Populasi Ternak Besar/Kecil Menurut Kecamatan di Kabupaten Batang, 2017<br><i>Population of Livestock Big/Small by Subdistrict in Batang Regency, 2017 .....</i>   | 247 |
| 5.5.2 | Populasi Unggas Menurut Kecamatan di Kabupaten Batang, 2017<br><i>Population of Poultry by Subdistrict in Batang Regency, 2017.....</i>  | 248 |
| 5.5.3 | Banyaknya Pemotongan Ternak di Rumah Potong Hewan Menurut Bulan di Kabupaten Batang, Tahun 2017<br><i>Number of Cattle Slaughtered at Slaughtered House by Month in Batang Regency, 2017 .....</i>                                 | 249 |
| 5.5.4 | Banyaknya Pemotongan Ternak di Luar Rumah Potong Hewan Menurut Bulan di Kabupaten Batang, 2017<br><i>Number of Cattle Slaughtered at Non Slaughtered House by Month in Batang Regency, 2017 .....</i>                              | 250 |
| 5.5.5 | Perkiraan Pemotongan Ternak Yang Tidak Tercatat Menurut Bulan di Kabupaten Batang, Tahun 2017<br><i>Estimate Number of Cattle Slaughtered Non Registered by Month in Batang Regency, 2017 .....</i>                                | 251 |
| 5.5.6 | Produksi Telur dan Susu Menurut Bulan di Kabupaten Batang, 2017<br><i>Production of Egg and Milk by Month in Batang Regency, 2017 .....</i>  | 252 |
| 5.5.7 | Jumlah Inseminasi Buatan (IB), Akseptor dan Kelahiran Ternak Menurut Bulan di Kabupaten Batang, 2017<br><i>Number of Artificial Insemination, Acceptor and Birth of Cattle by Month in Batang Regency, 2017 .....</i>              | 253 |
| 5.6.1 | Banyaknya Rumah Tangga Perikanan Laut Menurut Jenis  | 255 |

|            |  |     |
|------------|--|-----|
|            | Perahu yang Dimiliki di Kabupaten Batang, 2006-2017<br><i>Number of Household of Marine Fishery by Boat Properties in Batang Regency, 2006-2017 .....</i>  |     |
| 5.6.2      | Banyaknya Perahu/Kapal Penangkap Ikan menurut Jenisnya di Kabupaten Batang, 2006-2017<br><i>Number of Boat/Trawl by Kind of Boat in Batang Regency, 2006-2017 .....</i>  | 256 |
| 5.6.3      | Produksi dan Nilai Produksi Perikanan Laut di Kabupaten Batang, 2016-2017<br><i>Production and Production Value of Land Fishery in Batang Regency, 2016-2017 .....</i>   | 257 |
| 5.6.4      | Produksi dan Nilai Produksi Perikanan Darat di Kabupaten Batang, 2016-2017<br><i>Production and Production Value of Land Fishery in Batang Regency, 2016-2017 .....</i>  | 259 |
| 5.6.5      | Produksi Ikan Menurut Jenis Perikanan dan Kecamatan di Kabupaten Batang, 2017<br><i>Production of Fish by The Fishery and Subdistrict in Batang Regency, 2017.....</i>   | 260 |
| 5.6.6      | Nilai Produksi Ikan Menurut Jenis Perikanan dan Kecamatan di Kabupaten Batang, 2017<br><i>Value of Production Fish by The Fishery and Subdistrict in Batang Regency, 2017.....</i>   | 262 |
| <br>       |  |     |
| <b>VI.</b> | <b>INDUSTRI, LISTRIK DAN AIR</b>   |     |
|            | <b><i>INDUSTRY, ELECTRICITY AND WATER</i></b>  |     |
| 6.1.1      | Jumlah Industri yang Masih Aktif, Tenaga Kerja dan Produksi Menurut Jenis Industri di Kabupaten Batang, 2017<br><i>Number of Industries that are Still Active, Labor and Production by Type of Industry in Batang Regency, 2017.....</i>     | 271 |
| 6.2.1      | Banyaknya Pelanggan dan Daya PLN Rayon Batang Menurut Golongan Tarif di Kabupaten Batang, 2017<br><i>Number of Customer and Power PLN Rayon Batang by Rate Class in Batang Regency, 2017.....</i>  | 275 |
| 6.2.2      | Jumlah Pemakaian dan Nilai Penjualan Tenaga Listrik yang Disalurkan PLN Rayon Batang Menurut Golongan Tarif, 2017<br><i>Number of Consumption and Sales Value of Electricity Sales Distributed PLN Rayon Batang by Rate Class, 2017.....</i> | 277 |

|             |  |     |
|-------------|--|-----|
| 6.3.1       | Banyaknya Pelanggan Perusahaan Daerah Air Minum Menurut Kecamatan di Kabupaten Batang, 2017<br><i>Number of Costumer Local Drinking Water Company by Subdistrict in Batang Regency, 2017 .....</i>   | 279 |
| 6.3.2       | Banyaknya Volume Air Minum yang Disalurkan Perusahaan Daerah Air Minum di Kabupaten Batang (M3), 2017<br><i>Volume of Water Supply from Local Drinking Water Company in Batang Regency (M3), 2017.....</i>   | 280 |
| 6.3.3       | Nilai Air Minum yang Terjual pada Pelanggan Perusahaan Daerah Air Minum Kabupaten Batang (000 Rupiah), 2017<br><i>Selling of Water Supply by Customer Local Drinking Water Company of Batang (000 Rp), 2017.....</i>   | 284 |
| <b>VII.</b> | <b>PERDAGANGAN/TRADE</b>   |     |
| 7.1         | Banyaknya Surat Ijin Usaha Perdagangan (SIUP) Terbitan Baru Menurut Jenis Perdagangan dan Kecamatan di Kabupaten Batang, 2017<br><i>Number of New Trading License of Business License by Type of Trade and Subdistrict in Batang Regency, 2017.....</i>                          | 296 |
| 7.2         | Banyaknya Surat Ijin Usaha Perdagangan (SIUP) Terbitan Baru Menurut Jenis Perdagangan dan Bulan di Kabupaten Batang, 2017<br><i>Number of New Trading License of Business License by Type of Trade and Month in Batang Regency, 2017.....</i>                                    | 297 |
| 7.3         | Banyaknya Usaha Perdagangan yang memiliki Surat Ijin Usaha Perdagangan (SIUP) Menurut Jenis Perdagangan dan Kecamatan di Kabupaten Batang, 2017<br><i>Number of Traders has Trading License of Business License by Type of Trade and Subdistrict in Batang Regency, 2017....</i> | 298 |
| 7.4         | Banyaknya Surat Ijin Usaha Perdagangan (SIUP) Terbitan Baru Menurut Jenis Perdagangan dan Status Badan Hukum di Kabupaten Batang, 2017<br><i>Number of New Trading License of Business License by Type of Trade and Legal Entity Status in Batang Regency, 2017 ....</i>         | 299 |
| 7.5         | Banyaknya Koperasi Unit Desa (KUD) dan Anggota Menurut Jenis Kelamin dan Kecamatan di Kabupaten Batang, 2017<br><i>Total Village Unit Cooperation and Members by Sex of Member and Subdistrict in Batang Regency, 2017 .....</i>   | 300 |
| 7.6         | Banyaknya Koperasi Pertanian (Koptan) dan Anggota  | 301 |



|              |  |     |
|--------------|--|-----|
|              | Menurut Jenis Kelamin dan Kecamatan di Kabupaten Batang, 2017<br><i>Total Agricultural Cooperation and Members by Sex of Member and Subdistrict in Batang Regency, 2017</i> .....  |     |
| 7.7          | Banyaknya Koperasi Serba Usaha (KSU) dan Anggota Menurut Jenis Kelamin dan Kecamatan di Kabupaten Batang, 2017<br><i>Total All-round Effort Cooperation and Members by Sex of Member and Subdistrict in Batang Regency, 2017</i> .....                               | 302 |
| 7.8          | Banyaknya Koperasi Simpan Pinjam (KSP) dan Anggota Menurut Jenis Kelamin dan Kecamatan di Kabupaten Batang, 2017<br><i>Total Savings and Loans Cooperation and Members by Sex of Member and Subdistrict in Batang Regency, 2017</i> .....                            | 303 |
| 7.9          | Banyaknya Koperasi Pegawai Republik Indonesia (KPRI) dan Anggota Menurut Jenis Kelamin dan Kecamatan di Kabupaten Batang, 2017<br><i>Total Employee of Republic Indonesia Cooperation and Members by Sex of Member and Subdistrict in Batang Regency, 2017</i> ..... | 304 |
| 7.10         | Pemasukan dan Pengeluaran Beras Gudang Bulog Kandeman Batang, 2015-2017<br><i>Income and Outcome of Rice in Bulog Warehouse Kandeman Batang, 2015-2017</i> .....   | 305 |
| 7.11         | Penyaluran Beras Sejahtera oleh Gudang Bulog Kandeman Batang Menurut Kecamatan di Kabupaten Batang, 2015-2017<br><i>Distribution of Prosperous Rice by Bulog Warehouse Kandeman Batang by Subdistrict in Batang Regency, 2015-2017</i> .....                         | 306 |
| <b>VIII.</b> | <b>HOTEL DAN PARIWISATA/HOTEL AND TOURISM</b>  |     |
| 8.1.1        | Jumlah Hotel/Akomodasi Lainnya Menurut Kecamatan dan Klasifikasi di Kabupaten Batang, 2017<br><i>Number of Hotel/Other Accomodations by Subdistrict and Classification in Batang Regency, 2017</i> .....   | 313 |
| 8.1.2        | Alamat Hotel/Akomodasi Lainnya dan Jumlah Kamar di Kabupaten Batang, 2017<br><i>Address Hotel/Other Accommodation and Number of</i>  | 314 |

|            |  |     |
|------------|--|-----|
|            | <i>Rooms at Batang Regency, 2017</i> .....   |     |
| 8.2.1      | Banyaknya Pengunjung Obyek Wisata Menurut Tempat dan Bulan di Kabupaten Batang, 2017<br><i>Number of Visitors of Tourism Object by Place and Month in Batang Regency, 2017</i> .....                             | 315 |
| 8.2.2      | Jumlah Pendapatan Asli Daerah dari Pengunjung Obyek Wisata Menurut Bulan di Kabupaten Batang, 2017<br><i>Number of Locally-Generated Revenue from Tourists of Tourism by Month In Batang Regency, 2017</i> ..... | 317 |
| <b>IX.</b> | <b>TRANSPORTASI DAN KOMUNIKASI</b><br><b>TRANSPORTATION AND COMMUNICATION</b>  |     |
| 9.1.1      | Panjang Jalan Kabupaten Menurut Jenis Permukaan di Kabupaten Batang, 2006-2017<br><i>Length of Regency Roads by Surface Type in Batang Regency, 2006-2017</i> .....  | 326 |
| 9.1.2      | Panjang Jalan Kabupaten Menurut Kondisi Jalan di Kabupaten Batang, 2006-2017<br><i>Length of Regency Roads by Road Condition in Batang Regency, 2006-2017</i> .....  | 327 |
| 9.1.3      | Panjang Jalan Kabupaten Menurut Kelas Jalan di Kabupaten Batang, 2006-2017<br><i>Length of Regency Roads by Road Class in Batang Regency, 2006-2017</i> .....  | 328 |
| 9.1.4      | Status Ruas Jalan Kabupaten Menurut Kecamatan di Kabupaten Batang, 2017<br><i>Status of Road Area by Sub District in Batang Regency, 2017</i>  | 330 |
| 9.1.5      | Panjang Jalan Provinsi Menurut Ruas dan Keadaan Jalan di Kabupaten Batang (Km), 2015-2017<br><i>Length of Province Roads by Segment and Road Condition in Batang Regency (Km), 2015-2017</i> .....               | 331 |
| 9.1.6      | Panjang Jalan Nasional Menurut Ruas di Kabupaten Batang, 2017<br><i>Length of National Roads by Segment in Batang Regency, 2017</i> .....  | 333 |
| 9.1.7      | Daftar Ruas Jembatan yang Dikelola oleh Satuan Kerja Pelaksanaan Jalan Wilayah I Jawa Tengah di Kabupaten Batang, 2017<br><i>List of Managed Bridges by Work Unit for Regional Road</i>                          | 334 |

|        |   |     |
|--------|---|-----|
|        | <i>Implementation I Jawa Tengah in Batang Regency, 2017 .....</i>   |     |
| 9.1.8  | Jumlah Kendaraan Bermotor Menurut Bulan dan Jenis Kendaraan Bermotor, 2017<br><i>Number of Vehicle by Month and Kind of Vehicle, 2017 .....</i>   | 335 |
| 9.1.9  | Jumlah Kendaraan Bermotor Menurut Warna Tanda Nomor Kendaraan Bermotor (TNKB) dan Bulan, 2017<br><i>Number of Motor Vehicles by Color of Motor Vehicle Number Signs and Month, 2017 .....</i>   | 336 |
| 9.1.10 | Realisasi Biaya Surat Tanda Nomor Kendaraan (STNK) Kendaraan Bermotor di Kantor Bersama Samsat Batang, 2017<br><i>Realization of Vehicle Registration Certificate Cost at Office With Samsat Batang, 2017 .....</i>                               | 337 |
| 9.1.11 | Kunjungan Kapal dan Arus Barang di Dermaga Pelabuhan Batang Menurut Bulan, 2017<br><i>Ship Visits and Flow of Goods at Batang Port Dock by Month, 2017.....</i>   | 339 |
| 9.1.12 | Kunjungan Kapal dan Arus Barang di Dermaga Terminal Untuk Kepentingan Sendiri/Terminal Khusus Batang Menurut Bulan, 2017<br><i>Ship Visits and Flow of Goods at Terminal Dock For Own Interests/Special Batang Terminals by Month, 2017 .....</i> | 340 |
| 9.1.13 | Banyaknya Kendaraan yang Uji di Dinas Perhubungan Kabupaten Batang Menurut Jenis dan Bulan, 2017<br><i>Number of Vehicles Tested at Service of Transportation Batang Regency by Type and Month, 2017 .....</i>                                    | 341 |
| 9.2.1  | Banyaknya Surat yang Keluar Menurut Jenisnya dan Bulan dari Pos Indonesia Cabang Batang, 2017<br><i>Number of Letter Delivered by Kind of Letter and Month From Indonesian Post Branch of Batang, 2017 .....</i>                                  | 342 |
| 9.2.2  | Banyaknya Surat yang Masuk Menurut Jenis dan Bulan dari Pos Indonesia Cabang Batang, 2017<br><i>Number of Letter Delivered by Kind of Letter and Month From Indonesian Post Branch of Batang, 2017 .....</i>                                      | 343 |
| 9.2.3  | Banyaknya Wesel dan Nilai Uang yang Keluar dan Masuk dari Pos Indonesia Cabang Batang, 2017<br><i>Number of Money Order and Value of Money Delivered and Sent From Indonesian Post Branch of Batang, 2017 .....</i>                               | 344 |
| 9.2.4  | Realisasi Pendapatan di Pos Indonesia Cabang Batang,  | 345 |

|           |   |     |
|-----------|---|-----|
|           | 2014-2017<br><i>Realization of Income in Indonesian Post Branch of Batang, 2014-2017</i> .....  |     |
| 9.2.5     | Jumlah Menara Telekomunikasi Menurut Kecamatan dan Ketinggian di Kabupaten Batang, 2017<br><i>Number of Telecommunication Towers by Subdistrict and Elevation in Batang Regency, 2017</i> .....   | 346 |
| <b>X.</b> | <b>KEUANGAN DAERAH DAN HARGA</b>  |     |
|           | <b>LOCAL FINANCE AND PRICE</b>  |     |
| 10.1.1    | Target dan Realisasi Anggaran Pendapatan Pemerintah Kabupaten Batang, 2017<br><i>Target and Realization of Batang Regency Government Income Budget, 2017</i> .....  | 353 |
| 10.1.2    | Target dan Realisasi Anggaran Pendapatan Asli Daerah Kabupaten Batang, 2017<br><i>Target and Realization of the Original Regional Revenue Budget of Batang Regency, 2017</i> .....  | 354 |
| 10.1.3    | Target dan Realisasi Anggaran Belanja Pemerintah Kabupaten Batang, 2017<br>Target and Realization of Batang Regency Government Expenditure Budget, 2017.....  | 357 |
| 10.1.4    | Target dan Realisasi Anggaran Pembiayaan Pemerintah Kabupaten Batang, 2017<br><i>Target and Realization of Batang Regency Government Financing Budget, 2017</i> .....   | 358 |
| 10.1.5    | Target dan Realisasi Pajak Bumi dan Bangunan Pedesaan dan Perkotaan Menurut Kecamatan di Kabupaten Batang, 2017<br><i>Target and Realization of Land and Buildings Tax Rural and Urban by Subdistrict in Batang Regency, 2017</i> ..... | 359 |
| 10.1.6    | Jumlah Desa Penerima dan Alokasi Dana Desa Menurut Kecamatan di Kabupaten Batang, 2016-2017<br><i>Number of Receiving Villages and Allocation of Village Funds by District in Batang Regency, 2016-2017</i> .....                       | 360 |
| 10.1.7    | Jumlah Desa Penerima dan Dana Desa Menurut Kecamatan di Kabupaten Batang, 2016-2017<br><i>Number of Receiving Villages and Village Funds by District in Batang Regency, 2016-2017</i> .....   | 361 |

|         |  |     |
|---------|--|-----|
| 10.1.8  | Target dan Realisasi Pelaksanaan Anggaran Pendapatan dan Belanja Desa di Kabupaten Batang, 2017<br><i>Target and Realization of Village Budget Revenue and Implementation in Batang Regency, 2017.....</i> | 362 |
| 10.1.9  | Jumlah Wajib Pajak yang Dikelola oleh KPP Pratama Batang Menurut Jenis dan Bulan, 2017<br><i>Number of Taxpayers Managed by KPP Pratama Batang by Kind and Month, 2017 .....</i>                           | 363 |
| 10.1.10 | Target dan Realisasi Pajak yang Dikelola oleh KPP Pratama Batang Menurut Jenis dan Bulan, 2017<br><i>Target and Realization of Taxes Managed by KPP Pratama Batang by Kind and Month, 2017.....</i>        | 364 |
| 10.2.1  | Harga Rata-rata 9 Bahan Pokok Per Bulan di Kabupaten Batang, 2017 (Rupiah)<br><i>The Average Prices of 9 Essential Goods in Batang Regency, 2017 (Rp) .....</i>  | 366 |
| 10.2.2  | Rata rata harga emas atau perhiasan 22 karat 85% menurut bulan di Kabupaten Batang, 2017<br><i>The Average Gold or Jewelry 22 karat 85% by Month in Batang Regency, 2017 .....</i>                         | 368 |
| 10.2.3  | Indeks Harga Konsumen (IHK ) Kabupaten Batang menurut Kelompok Pengeluaran dan Bulan, 2017<br><i>CPI of Batang Regency by Spending Groups and Month, 2017.....</i>   | 369 |
| 10.2.4  | Laju Inflasi Kabupaten Batang Menurut Kelompok Pengeluaran dan Bulan, 2017<br><i>Inflation Rate of Batang Regency by Spending Groups and Month, 2017.....</i>  | 371 |
| 10.2.5  | Indeks Harga Konsumen (IHK) dan Inflasi Kabupaten Batang Menurut Bulan, 2017<br><i>Consumer Price Index of Batang Regency and Inflation by Month, 2017.....</i>  | 373 |
| 10.2.6  | Perkembangan Laju Inflasi Nasional, Jawa Tengah dan Kabupaten Batang Menurut Bulan, 2017<br><i>National Inflation Rate, Jawa Tengah and Batang Regency by Month, 2017 .....</i>                            | 374 |

|              |  |     |
|--------------|--|-----|
| <b>XI.</b>   | <b>PENGELUARAN PENDUDUK DAN KONSUMSI MAKANAN/<br/>POPULATION EXPENDITURE AND FOOD CONSUMPTION</b>  |     |
| 11.1         | Perkembangan Persentase Pengeluaran per Kapita Menurut Kelompok Pengeluaran di Kabupaten Batang, 2009-2017<br><i>Percentage Expenditure Development of per Capita by Expenditure Group in Batang Regency, 2009-2017</i> .....                  | 380 |
| <b>XII.</b>  | <b>PENDAPATAN REGIONAL/REGIONAL INCOME</b>   |     |
| 12.1         | PDRB Atas Dasar Harga Berlaku Menurut Lapangan Usaha di Kabupaten Batang (Miliar Rupiah), 2015-2017<br><i>GRDP at Current Market Prices by Industry in Batang Regency (Billion Rupiah), 2015-2017</i> .....                                    | 389 |
| 12.2         | PDRB Atas Dasar Harga Konstan Menurut Lapangan Usaha di Kabupaten Batang (Miliar Rupiah), 2015-2017<br><i>GRDP at Constant Prices by Industry in Batang Regency (Billion Rupiah), 2015-2017</i> .....  | 391 |
| 12.3         | Distribusi Persentase PDRB Atas Dasar Harga Berlaku Menurut Lapangan Usaha di Kabupaten Batang (Persen), 2015-2017<br><i>Percentage Distribution of GRDP at Current Market Prices by Industry in Batang Regency (Percent), 2015-2017</i> ..... | 393 |
| 12.4         | Pertumbuhan Ekonomi Atas Dasar Harga Konstan Menurut Lapangan Usaha di Kabupaten Batang (Persen), 2015-2017<br><i>Economic Growth at Constant Prices by Industry in Batang Regency (Percent), 2015-2017</i> .....                              | 395 |
| 12.5         | PDRB Per Kapita Atas Dasar Harga Berlaku Menurut Lapangan Usaha di Kabupaten Batang (Juta Rupiah), 2015-2017<br><i>Per Capita GRDP at Current Market Price by Industry in Batang Regency (Million Rupiah), 2015-2017</i> .....                 | 397 |
| <b>XIII.</b> | <b>PERBANDINGAN ANTAR KABUPATEN/KOTA<br/>REGENCY/MUNICIPAL COMPARISON</b>  |     |
| 13.1         | Luas Wilayah dan Kepadatan Penduduk Menurut Kabupaten/Kota di Provinsi Jawa Tengah, 2017<br><i>Total Area and Population Density by Regency/Manucipality in Jawa Tengah Province, 2017</i> .....   | 401 |

|      |   |     |
|------|---|-----|
| 13.2 | Jumlah Penduduk Menurut Kabupaten/Kota di Provinsi Jawa Tengah (ribu), 2013–2017<br><i>Population by Regency/Municipality in Jawa Tengah Province (thousand), 2013–2017</i> .....   | 402 |
| 13.3 | Produk Domestik Regional Bruto Atas Dasar Harga Berlaku Menurut Kabupaten/Kota di Provinsi Jawa Tengah (miliar rupiah), 2014–2017<br><i>Gross Regional Domestic Product at Current Market Prices by Regency/Municipality in Jawa Tengah Province (billion rupiahs), 2014–2017</i> .....                             | 403 |
| 13.4 | Produk Domestik Regional Bruto Atas Dasar Harga Konstan 2010 Menurut Kabupaten/Kota di Provinsi Jawa Tengah (miliar rupiah), 2014–2017<br><i>Gross Regional Domestic Product at 2010 Constant Market Prices by Regency/Municipality in Jawa Tengah Province (billion rupiahs), 2014–2017</i> .....                  | 404 |
| 13.5 | Laju Pertumbuhan Produk Domestik Regional Bruto Atas Dasar Harga Konstan 2010 Menurut Kabupaten/Kota di Provinsi Jawa Tengah (persen), 2014–2017<br><i>Growth Rate of Gross Regional Domestic Product at 2010 Constant Market Prices by Regency/Municipality in Jawa Tengah Province (percent), 2014–2017</i> ..... | 405 |
| 13.6 | Jumlah Penduduk Miskin Menurut Kabupaten/Kota di Provinsi Jawa Tengah (ribu), 2013–2017<br><i>Number of Poor People by Regency/Municipality in Jawa Tengah Province (thousand), 2013–2017</i> .....   | 406 |
| 13.7 | Persentase Penduduk Miskin Menurut Kabupaten/Kota di Provinsi Jawa Tengah, 2013–2017<br><i>Percentage of Poor People by Regency/Municipality in Jawa Tengah Province, 2013–2017</i> .....   | 407 |
| 13.8 | Indeks Pembangunan Manusia Menurut Kabupaten/Kota di Provinsi Jawa Tengah, 2013–2017<br><i>Human Development Index by Regency/Municipality in Jawa Tengah Province, 2013–2017</i> .....   | 408 |
| 13.9 | Perkembangan Inflasi Tahun Kalender Menurut Kabupaten/Kota di Provinsi Jawa Tengah Tahun 2013–2017<br><i>Yearly Inflation Calender by Regency/Municipality in Jawa Tengah Province, 2013–2017</i> .....   | 409 |

## DAFTAR GAMBAR/LIST OF FIGURES

|     |  | halaman<br><i>page</i> |
|-----|--|------------------------|
| 1.1 | Rata-rata Curah Hujan Menurut Bulan di Kabupaten Batang, 2017<br><i>Average of Rainfalls by Month in Batang Regency, 2017 .....</i>  | 7                      |
| 1.2 | Rata-rata Hari Hujan Menurut Bulan di Kabupaten Batang, 2017<br><i>Average of Raindays by Month in Batang Regency, 2017</i>  | 8                      |
| 2.1 | Banyaknya Anggota DPRD Kabupaten Batang Menurut Fraksi, 2017<br><i>Number of Members Regional Parliament of Batang Regency by Fraction, 2017.....</i>  | 33                     |
| 2.2 | Persentase CPNS/PNS Daerah Menurut Menurut Pendidikan di Kabupaten Batang, 2017<br><i>Percentage of Civil Servants Regional Government by Education in Batang Regency, 2017.....</i>   | 34                     |
| 3.1 | Persentase Penduduk Berumur 10 Tahun ke Atas Menurut Pendidikan Tertinggi yang Ditamatkan di Kabupaten Batang, 2017<br><i>Percentage of Population Aged 10 Years and Over According to the Highest Education Completed in Batang Regency, 2017</i>         | 71                     |
| 3.2 | Piramida Penduduk Kabupaten Batang, 2017<br><i>The Population Pyramid of Batang Regency, 2017.....</i>   | 72                     |
| 4.1 | Perkembangan Penduduk Miskin di Kabupaten Batang, 2008-2017<br><i>Development of Poor People in Batang Regency, 2008-2017 .</i>  | 124                    |
| 4.2 | Perkembangan Volume Sampah yang Masuk ke Tempat Pembuangan Akhir (TPA) Randukuning Kabupaten Batang (Meter <sup>3</sup> ), 2012-2017<br><i>Waste Volume Development Into Final Disposal Randukuning Batang Regency (Meter<sup>3</sup>), 2012-2017.....</i> | 125                    |
| 5.1 | Produktifitas Padi dan Palawija di Kabupaten Batang (Kw/Hektar), 2017<br><i>Productivity Paddy and Palawija in Batang Regency (Kw/Hektar), 2017.....</i>   | 233                    |
| 5.2 | Populasi Ternak Besar/Kecil di Kabupaten Batang, 2017<br><i>Population of Livestock Big/Small in Batang Regency, 2017...</i>   | 234                    |



|      |   |     |
|------|---|-----|
| 6.1  | Banyaknya Pelanggan Perusahaan Daerah Air Minum Kabupaten Batang, 2013-2017<br><i>Number of Costumer Local Drinking Water Company of Batang Regency, 2013-2017.....</i>   | 269 |
| 6.2  | Persentase Pelanggan PLN Rayon Batang Menurut Golongan Tarif di Kabupaten Batang, 2017<br><i>Percentage of Customer PLN Rayon Batang by Rate Class in Batang Regency, 2017 .....</i>  | 270 |
| 7.1  | Jumlah Koperasi Menurut Jenis di Kabupaten Batang, 2017<br><i>Total Cooperation by Type in Batang Regency, 2017 .....</i>   |     |
| 7.2  | Persentase Usaha Perdagangan yang memiliki Surat Ijin Usaha Perdagangan (SIUP) Menurut Jenis Perdagangan dan Kecamatan di Kabupaten Batang, 2017<br><i>Percentage of Traders has Trading License of Business License by Type of Trade and Subdistrict in Batang Regency, 2017....</i> | 294 |
| 8.1  | Persentase Hotel/Akomodasi Lainnya Menurut Klasifikasi di Kabupaten Batang, 2017<br><i>Percentage of Hotel/Other Accomodations by Classification in Batang Regency, 2017 .....</i>  | 295 |
| 8.2  | Jumlah Pengunjung Obyek Wisata Menurut Tempat di Kabupaten Batang, 2017<br><i>Number of Visitors of Tourism Object by Place in Batang Regency, 2017.....</i>  | 311 |
| 9.1  | Jumlah Kendaraan Bermotor Menurut Jenis Kendaraan Bermotor di Kabupaten Batang, 2017<br><i>Number of Vehicle by Kind of Vehicle in Batang Regency, 2017.....</i>  | 324 |
| 9.2  | Persentase Jalan Kabupaten Menurut Kondisi Jalan di Kabupaten Batang, 2006-2017<br><i>Percentage of Regency Roads by Road Condition in Batang Regency, 2006-2017.....</i>   | 325 |
| 10.1 | Perkembangan Inflasi Tahun Kalender di Kabupaten Batang, 2013-2017<br><i>Yearly Inflation Calendar of Batang Regency, 2013-2017 .....</i>   | 351 |
| 10.2 | Laju Inflasi Kabupaten Batang Menurut Kelompok Pengeluaran, 2017<br><i>Inflation Rate of Batang Regency by Spending Groups, 2017.</i>   | 352 |
| 11.1 | Perkembangan Persentase Pengeluaran per Kapita Menurut  | 378 |

|      |   |     |
|------|---|-----|
|      | Kelompok Pengeluaran di Kabupaten Batang, 2013-2017<br><i>Percentage Expenditure Development of per Capita by Expenditure Group in Batang Regency, 2013-2017 .....</i>  |     |
| 11.2 | Persentase Pengeluaran per Kapita Menurut Kelompok Pengeluaran di Kabupaten Batang, 2017<br><i>Percentage Expenditure per Capita by Expenditure Group in Batang Regency, 2017.....</i>  | 379 |
| 12.1 | Pertumbuhan Ekonomi Atas Dasar Harga Konstan Menurut Lapangan Usaha di Kabupaten Batang (Persen), 2013-2017<br><i>Economic Growth at Constant Prices by Industry in Batang Regency (Percent), 2013-2017 .....</i>             | 391 |
| 12.2 | PDRB Per Kapita Atas Dasar Harga Berlaku Menurut Lapangan Usaha di Kabupaten Batang (Juta Rupiah), 2013-2017<br><i>Per Capita GRDP at Current Market Price by Industry in Batang Regency (Million Rupiah), 2013-2017.....</i> | 392 |

## PENJELASAN UMUM/EXPLANATORY NOTES

Tanda-tanda, satuan-satuan, dan lain-lainnya yang digunakan dalam publikasi ini adalah sebagai berikut:

*Symbols, measurement units, and acronyms which are used in this publication, are as follows:*

### 1. TANDA-TANDA/SYMBOLS

|   |   |     |
|---|---|-----|
| Data tidak tersedia/ <i>Data not available</i>          | : | ... |
| Tidak ada atau nol / <i>Null or zero</i>                | : | –   |
| Data dapat diabaikan/ <i>Data negligible</i>            | : | 0   |
| Tanda decimal/ <i>Decimal point</i>                     | : | ,   |
| Data tidak dapat ditampilkan/ <i>Not applicable</i>     | : | NA  |
| Angka perkiraan/ <i>Estimated figures</i>               | : | e   |
| Angka sementara/ <i>Preliminary figures</i>             | : | x   |
| Angka sangat sementara/ <i>Very preliminary figures</i> | : | xx  |
| Angka diperbaiki/ <i>Revised figures</i>                | : | r   |

### 2. SATUAN/UNITS

|  |   |   |
|--|---|---|
| barel/ <i>barrel</i>                         | : | 158,99 liter/ <i>litres</i> = 1/6,2898 m <sup>3</sup> |
| hektar (ha)/ <i>hectare (ha)</i>             | : | 10 000 m <sup>2</sup>                                 |
| kilometer (km)/ <i>kilometres (km)</i>       | : | 1 000 meter/ <i>meters (m)</i>                        |
| knot/knot                                    | : | 1,8523 km/jam ( <i>km/hour</i> )                      |
| kuintal/quintal                              | : | 100 kg  |
| KWh  | : | 1 000 Watt hour                                       |
| MWh  | : | 1 000 KWh   |
| liter (untuk beras)/ <i>litre (for rice)</i> | : | 0,80 kg   |
| ons/ounce                                    | : | 28,31 gram/ <i>grams</i>                              |
| ton  | : | 1 000 kg  |

Satuan lain: buah, dus, butir, helai/lembar, kaleng, batang, pulsa, ton kilometer (ton-km), jam, menit, persen (%).

*Other units: unit, pack, pieces, sheet, tin, pulse, ton-kilometres(ton-km), hour, minute, percent (%).*

Perbedaan angka di belakang koma disebabkan oleh pembulatan angka.

*The difference in decimal numbers is caused by rounding.*



# GEOGRAFI & IKLIM

## BAB 1

- Kabupaten Batang merupakan salah satu kabupaten di Jawa Tengah terletak dipesisir utara pantai Jawa.



Wilayah Kabupaten Batang membentang dari daerah pesisir meliputi kecamatan Gringsing, Banyuputih, Subah, Tulis, Kandeman dan Batang, hingga kecamatan yang terletak di sepanjang dataran tinggi yaitu kecamatan Bawang, Reban dan Blado.





**PENJELASAN TEKNIS**

1. **Lahan sawah** adalah lahan pertanian yang berpetak-petak dan dibatasi oleh pematang (galengan), saluran untuk menahan/ menyalurkan air, yang biasanya ditanami padi sawah tanpa memandang dari mana diperoleh atau status lahan tersebut. Lahan yang dimaksud termasuk lahan yang terdaftar di Pajak Bumi Bangunan, luran Pembangunan Daerah, lahan bengkok, lahan serobotan, lahan rawa yang ditanami padi dan lahan bekas tanaman tahunan yang telah dijadikan sawah, baik yang ditanami padi, palawija atau tanaman semusim lainnya.
2. **Tegal/Kebun** adalah lahan pertanian bukan sawah (lahan kering) yang ditanami tanaman semusim atau tahunan dan terpisah dengan halaman sekitar rumah serta penggunaannya tidak berpindah pindah.
3. **Ladang/Huma** adalah lahan pertanian bukan sawah (lahan kering) yang biasanya ditanami tanaman semusim dan penggunaannya hanya semusim atau dua musim, kemudian akan ditinggalkan bila sudah tidak subur lagi (berpindah-pindah). Kemung-

**TECHNICAL NOTES**

1. **Wetland** is agricultural land that separated by small dykes to resist water, where the main crop is usually wetland paddy without considering where it is got from or the status of the land. It includes the land that is registered at land income tax office, regional development contribution, 'bengkok' land, illegal ownership, swamps for rice cultivation, and annual crop land mark that has been used as rice field, which are both planted with paddy, secondary crops or the other seasonal crops.
2. **Dry field/Garden** is an dryland (unirrigated land) which is planted with seasonal or annual crops and separately from the yard around the house without shifting
3. **Unirrigated agricultural field /Shifting cultivation land** is dryland (unirrigated land) that usually is cultivated for seasonal crops and utilized only for one or two seasons, then it will be left when it is not fertile (shifting). Maybe, this land will be used again

kinan lahan ini beberapa tahun kemudian akan dikerjakan kembali jika sudah subur.

4. **Data pokok tanaman pangan** yang dikumpulkan adalah luas panen dan produktivitas (hasil per hektar). Produksi tanaman pangan merupakan hasil perkalian antara luas panen dengan produktivitas. Pengumpulan data luas panen dilakukan setiap bulan dengan pendekatan area kecamatan di seluruh wilayah Indonesia. Pengumpulan data produktivitas dilakukan melalui pengukuran langsung pada plot ubinan berukuran  $2\frac{1}{2}$  m x  $2\frac{1}{2}$  m. Pengumpulan data produktivitas dilakukan setiap subround (empat bulanan) pada waktu panen petani.
5. **Data produksi padi dan palawija yang disajikan** adalah dalam kualitas: gabah kering giling (padi), pipilan kering (jagung), biji kering (kedelai dan kacang tanah), dan umbi basah (ubi kayu dan ubi jalar).

*in a few years if it has been fertile.*

4. ***The main food crops data*** collected consists of harvested area and productivity (yield per hectare). Food crops production is generated by harvested area multiplied by productivity. The harvested area data is collected every month using sub district area approach in all sub district in Indonesia. The productivity data collection is conducted by a direct measurement in  $2\frac{1}{2}$ m x  $2\frac{1}{2}$ m crop cutting plot. The productivity measurement is conducted in every subround (four monthly) at the time when farmers are harvesting their crops.
5. ***Production of paddy and secondary crops data*** are presented in the form of: dry unhusked rice (paddy), dry loose maize (maize), dry shells crops (soybeans and peanuts), and fresh roots (cassava and sweet potatoes).



**ULASAN****DESCRIPTION****1. Letak Geografi**

Kabupaten Batang terletak antara  $6^{\circ} 51' 46''$  dan  $7^{\circ} 11' 47''$  Lintang Selatan dan antara  $109^{\circ} 40' 19''$  dan  $110^{\circ} 03' 06''$  Bujur Timur. Letak Kabupaten Batang berada pada pesisir pantai utara Pulau Jawa. Kabupaten Batang membentang dari wilayah pantai hingga dataran tinggi mendekati wilayah Dieng. Kabupaten Batang sebelah barat berbatasan dengan Kabupaten dan Kota Pekalongan, sebelah selatan dengan Kab. Wonosobo dan Kab. Banjarnegara, sebelah timur dengan Kab. Kendal dan sebelah utara berbatasan dengan Laut Jawa.

**2. Luas Penggunaan Lahan**

Kabupaten Batang terbagi menjadi 15 kecamatan. Luas wilayah Kab. Batang tercatat 78.864,16 Ha. Luas wilayah tersebut terdiri dari 22.003,80 Ha (27,91 %) lahan sawah dan 56.860,36 Ha (72,09%) lahan bukan lahan sawah. Lahan sawah tersebut merupakan lahan sawah berpengairan irigasi (90,86%), lahan sawah sisanya ialah lahan sawah tadah hujan. Lahan bukan lahan sawah digunakan sebagian besar untuk tegal/huma sebesar 21.977,20 Ha, sisanya merupakan perkebunan, hutan negara, bukan pertanian dan lainnya.

**1. Geographical Location**

*Batang Regency located between  $6^{\circ} 51' 46''$  and  $7^{\circ} 11' 47''$  Southern latitude and between  $109^{\circ} 40' 19''$  and  $110^{\circ} 03' 06''$  Eastern longitude. The location of Batang Regency is on the north coast of Java Island. Batang Regency stretches from the coast to the highlands approaching the Dieng area. Batang borders on Pekalongan and Municipality on the west, Wonosobo and Banjarnegara on the south, Kendal on the east and Java Sea on the north direction.*

**2. Land Area**

*Batang comprises of 15 districts. The size is 78.864,16 Hectares, consisting of 22.003,8 hectares (27,91%) wet land and 56.860,36 hectares (72,09 %) non-wet land. Most of the wet land is allocated for paddy field with irrigation (90,86%), The remaining paddy fields are rainfed lowland. The non wet land is allocated for dry land have a size of 21.977,20 hectares the rest are plantations, state forests, not agriculture and others.*

### 3. Keadaan Iklim

Menurut data pengukuran tinggi curah hujan yang tersebar di beberapa kecamatan, selama tahun 2017 rata-rata hari hujan terbanyak berada pada bulan Januari dengan jumlah hari hujan 21 hari. Rata-rata curah hujan tertinggi bulan februari yaitu 482,47 mm.

Berdasarkan elevasi (ketinggian dari permukaan laut), dataran di Kabupaten Batang terdiri dari:

0 m - 100 m = 33,33 persen

01 m - 500 m = 46,67 persen

501 m -1000 m = 20,00 persen

Jarak antara Ibukota Kabupaten ke Kecamatan:

1. Batang - Wonotunggal : 12 km
2. Batang - Bandar : 20 km
3. Batang - Blado : 25 km
4. Batang - Reban : 37 km
5. Batang - Bawang : 48 km
6. Batang - Tersono : 35 km
7. Batang - Plemen : 43 km
8. Batang - Limpung : 28 km
9. Batang - Sembung : 26 km
10. Batang - Subah : 20 km
11. Batang - Pecalungan : 25 km
12. Batang - Kaliboyo : 12 km
13. Batang - Kandeman : 5 km
14. Batang - Watesalit : 2 km
15. Batang - Banjiran : 7 km

### 3. Climatic Condition

According to the measurement data of high rainfall spread in several districts, during 2017 the average of the most rainy days was in January with the number of rainy days was 21 days. The highest average rainfall in February was 482.47 mm.

Based on elevation (high of sea surface), land in Batang District consists of:

0 m- 100 m = 33,33 persen

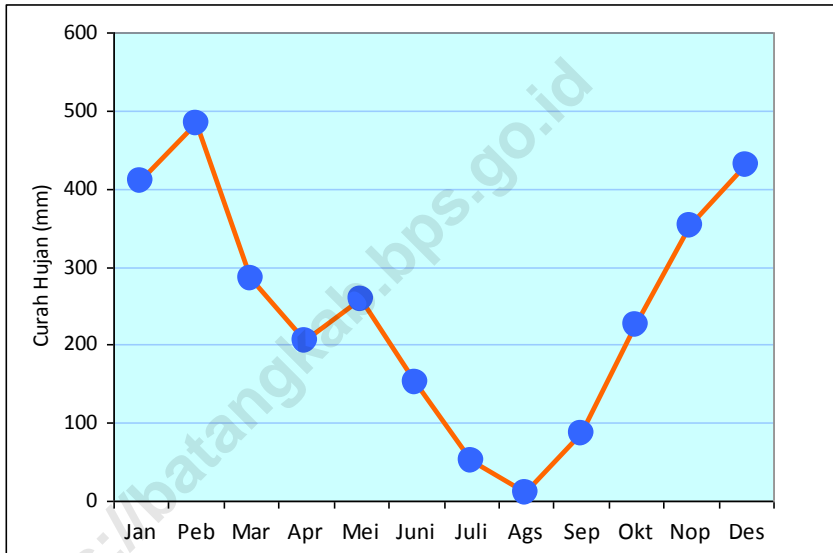
101 m-500 m = 46,67 persen

501 m-1000 m = 20,00 persen

Distance between Regency Capital to subdistrict:

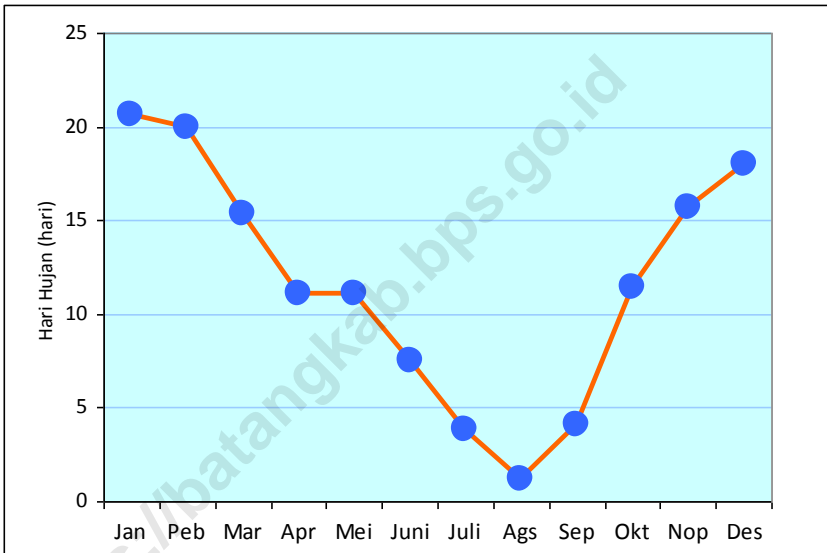
1. Batang - Wonotunggal : 12 km
2. Batang - Bandar : 20 km
3. Batang - Blado : 25 km
4. Batang - Reban : 37 km
5. Batang - Bawang : 48 km
6. Batang - Tersono : 35 km
7. Batang - Plemen : 43 km
8. Batang - Limpung : 28 km
9. Batang - Sembung : 26 km
10. Batang - Subah : 20 km
11. Batang - Pecalungan : 25 km
12. Batang - Kaliboyo : 12 km
13. Batang - Kandeman : 5 km
14. Batang - Watesalit : 2 km
15. Batang - Banjiran : 7 km

**Gambar 1.1** Rata-rata Curah Hujan Menurut Bulan di Kabupaten Batang, 2017  
**Figures** Average of Rainfalls by Month in Batang Regency, 2017



Sumber : Dinas Pekerjaan Umum dan Penataan Ruang  
Source : Services of Public Works and Spatial Planning

**Gambar 1.2 Rata-rata Hari Hujan Menurut Bulan di Kabupaten Batang, 2017**  
**Figures** **Average of Raindays by Month in Batang Regency, 2017**



Sumber : Dinas Pekerjaan Umum dan Penataan Ruang  
Source : Services of Public Works and Spatial Planning

## 1.1 GEOGRAFI/GEOGRAPHY

**Tabel 1.1.1 Keadaan Geografis Kabupaten Batang**  
**Table Geographical Conditions of Batang Regency**

| Uraian<br>Description |  |
|-----------------------|--|
| (1)                   |  |
| 1                     | Wilayah Kabupaten Batang terletak :<br>$6^{\circ}51'46''$ dan $7^{\circ}11'47''$ Lintang Selatan<br>$109^{\circ}40'19''$ dan $110^{\circ}03'06''$ Bujur Timur  |
| 2                     | Luas Wilayah Kabupaten Batang : 78 864,16 Hektar   |
| 3                     | Batas-batas Kabupaten Batang :<br>Sebelah Barat : Kota Pekalongan dan Kabupaten Pekalongan<br>Sebelah Selatan : Kabupaten Wonosobo dan Kabupaten Banjarnegara<br>Sebelah Timur : Kabupaten Kendal<br>Sebelah Utara : Laut Jawa |
| 4                     | Gunung dan Ketinggiannya di Kabupaten Batang :<br>Gunung Prahu : 2 565 meter<br>Gunung Sipandu : 2 241 meter<br>Gunung Gajah Mungkur : 2 101 meter<br>Gunung Alang : 2 239 meter<br>Gunung Butak : 2 222 meter                 |
| 5                     | Susunan Tanah Kabupaten Batang terdiri dari :<br>Latosol : 69,66 persen<br>Andosol : 13,23 persen<br>Alluvial : 11,47 persen<br>Podsolik : 05,64 persen  |

Sumber : BPS Kabupaten Batang

Source : BPS-Statistics of Batang Regency

**Tabel 1.1.2 Luas Wilayah dan Persentase Menurut Kecamatan di Kabupaten Batang, 2017**  
**Total Area and Percentage by Subdistrict in Batang Regency, 2017**

|    | Kecamatan<br><i>Subdistrict</i> | Luas (ha)<br><i>Total Area (ha)</i> | Persentase<br><i>Percentage</i> |
|----|---------------------------------|-------------------------------------|---------------------------------|
|    | (1)                             | (2)                                 | (3)                             |
| 1  | Wonotunggal                     | 5 235,27                            | 6,64                            |
| 2  | Bandar                          | 7 332,80                            | 9,30                            |
| 3  | Blado                           | 7 838,92                            | 9,94                            |
| 4  | Reban                           | 4 633,38                            | 5,88                            |
| 5  | Bawang                          | 7 384,51                            | 9,36                            |
| 6  | Tersono                         | 4 932,98                            | 6,26                            |
| 7  | Gringsing                       | 7 276,64                            | 9,23                            |
| 8  | Limpung                         | 3 341,66                            | 4,24                            |
| 9  | Banyuputih                      | 4 442,50                            | 5,63                            |
| 10 | Subah                           | 8 352,17                            | 10,59                           |
| 11 | Pecalungan                      | 3 618,97                            | 4,59                            |
| 12 | Tulis                           | 4 508,78                            | 5,72                            |
| 13 | Kandeman                        | 4 175,67                            | 5,29                            |
| 14 | Batang                          | 3 434,54                            | 4,36                            |
| 15 | Warungasem                      | 2 355,37                            | 2,99                            |
|    | <i>Jumlah/Total</i>             | 78 864,16                           | 100,00                          |

Sumber : BPS Kabupaten Batang

Source : BPS-Statistics of Batang Regency

## 1.2 PENGGUNAAN LAHAN/*LAND FUNCTION*

**Tabel 1.2.1** Luas Penggunaan Lahan Menurut Kecamatan di Kabupaten Batang (ha), 2017  
*Extensive Land Use by Subdistrict in Batang Regency (ha), 2017*

| Kecamatan<br><i>Subdistrict</i> | Lahan Sawah<br><i>Wet Land</i> | Bukan Lahan<br>Sawah<br><i>Not Wet Land</i> | Jumlah<br><i>Total</i> |           |
|---------------------------------|--------------------------------|---|------------------------|-----------|
| (1)                             | (2)                            | (3)   | (4)                    |           |
| 01 Wonotunggal                  | 1 717,90                       | 3 517,37                                    | 5 235,27               |           |
| 02 Bandar                       | 2 414,00                       | 4 918,80                                    | 7 332,80               |           |
| 03 Blado                        | 1 137,80                       | 6 701,12                                    | 7 838,92               |           |
| 04 Reban                        | 1 460,00                       | 3 173,38                                    | 4 633,38               |           |
| 05 Bawang                       | 1 691,40                       | 5 693,11                                    | 7 384,51               |           |
| 06 Tersono                      | 1 885,90                       | 3 047,08                                    | 4 932,98               |           |
| 07 Gringsing                    | 1 907,90                       | 5 368,74                                    | 7 276,64               |           |
| 08 Limpung                      | 1 873,00                       | 1 468,66                                    | 3 341,66               |           |
| 09 Banyuputih                   | 622,70                         | 3 819,79                                    | 4 442,49               |           |
| 10 Subah                        | 1 147,50                       | 7 204,67                                    | 8 352,17               |           |
| 11 Pecalungan                   | 1 031,60                       | 2 587,37                                    | 3 618,97               |           |
| 12 Tulis                        | 1 196,60                       | 3 312,18                                    | 4 508,78               |           |
| 13 Kandeman                     | 1 435,30                       | 2 740,37                                    | 4 175,67               |           |
| 14 Batang                       | 1 372,00                       | 2 062,54                                    | 3 434,54               |           |
| 15 Warungasem                   | 1 110,20                       | 1 245,18                                    | 2 355,38               |           |
| Jumlah/ <i>Total</i>            | 2017                           | 22 003,80                                   | 56 860,36              | 78 864,16 |
|                                 | 2016                           | 22 373,68                                   | 56 490,48              | 78 864,16 |
|                                 | 2015                           | 22 397,14                                   | 56 467,02              | 78 864,16 |
|                                 | 2014                           | 22 405,33                                   | 56 458,83              | 78 864,16 |

Sumber : Laporan Statistik Pertanian dari Dinas Pangan dan Pertanian

Source : *Agricultural Statistics Report from Services of Food and Agriculture*

**Tabel 1.2.2 Luas Penggunaan Lahan Sawah Menurut Irigasi dan Kecamatan di Kabupaten Batang (ha), 2017**  
**Wet Land Area by Irrigation and Subdistrict in Batang Regency (ha), 2017**

| Kecamatan<br><i>Subdistrict</i> | Irigasi<br><i>Irrigation</i> | Non Irigasi<br><i>Non Irrigation</i> | Jumlah<br><i>Total</i> |
|---------------------------------|------------------------------|--------------------------------------|------------------------|
| (1)                             | (2)                          | (5)                                  | (6)                    |
| 01 Wonotunggal                  | 1 516,90                     | 201,00                               | 1 717,90               |
| 02 Bandar                       | 2 332,00                     | 82,00                                | 2 414,00               |
| 03 Blado                        | 1 056,80                     | 81,00                                | 1 137,80               |
| 04 Reban                        | 1 317,00                     | 143,00                               | 1 460,00               |
| 05 Bawang                       | 1 636,10                     | 55,30                                | 1 691,40               |
| 06 Tersono                      | 1 701,90                     | 184,00                               | 1 885,90               |
| 07 Gringsing                    | 1 683,90                     | 224,00                               | 1 907,90               |
| 08 Limpung                      | 1 605,00                     | 268,00                               | 1 873,00               |
| 09 Banyuputih                   | 460,70                       | 162,00                               | 622,70                 |
| 10 Subah                        | 1 041,40                     | 106,10                               | 1 147,50               |
| 11 Pecalungan                   | 963,60                       | 68,00                                | 1 031,60               |
| 12 Tulis                        | 1 081,60                     | 115,00                               | 1 196,60               |
| 13 Kandeman                     | 1 150,00                     | 285,30                               | 1 435,30               |
| 14 Batang                       | 1 372,00                     | -                                    | 1 372,00               |
| 15 Warungasem                   | 1 074,20                     | 36,00                                | 1 110,20               |
| Jumlah/ <i>Total</i> 2017       | 19 993,10                    | 2 010,70                             | 22 003,80              |
| 2016                            | 20 582,83                    | 1 790,85                             | 22 373,68              |
| 2015                            | 20 606,29                    | 1 790,85                             | 22 397,14              |
| 2014                            | 20 614,48                    | 1 790,85                             | 22 405,33              |

Sumber : Laporan Statistik Pertanian dari Dinas Pangan dan Pertanian  
 Source : *Agricultural Statistics Report from Services of Food and Agriculture*



**Tabel 1.2.3 Luas Penggunaan Lahan Bukan Lahan Sawah Menurut Kecamatan di Kabupaten Batang (ha), 2017**  
***Extensive Land Use for Non Wet Land by Subdistrict in Batang Regency (ha), 2017***

|    | Kecamatan<br><i>Subdistrict</i> | Tegal/Kebun<br><i>Dry Land/<br/>Garden</i> | Perkebunan<br><i>Estate</i> | Hutan Negara<br><i>Country Forest</i> |
|----|---------------------------------|--|-----------------------------|---------------------------------------|
|    | (1)                             | (2)  | (3)                         | (4)                                   |
| 01 | Wonotunggal                     | 936,20                                     | 17,00                       | 1 487,60                              |
| 02 | Bandar                          | 1 846,00                                   | 797,00                      | 632,00                                |
| 03 | Blado                           | 2 009,00                                   | 690,00                      | 2 710,00                              |
| 04 | Reban                           | 1 842,00                                   | 4,00                        | 675,00                                |
| 05 | Bawang                          | 2 431,60                                   | 241,20                      | 2 619,60                              |
| 06 | Tersono                         | 1 569,00                                   | 196,00                      | 620,00                                |
| 07 | Gringsing                       | 1 543,20                                   | 1 904,00                    | 851,00                                |
| 08 | Limpung                         | 566,00                                     | -                           | 205,00                                |
| 09 | Banyuputih                      | 1 582,60                                   | 1 184,00                    | 426,00                                |
| 10 | Subah                           | 2 173,80                                   | 1 664,00                    | 1 894,00                              |
| 11 | Pecalungan                      | 1 378,20                                   | -                           | 202,00                                |
| 12 | Tulis                           | 1 497,90                                   | 185,00                      | 181,00                                |
| 13 | Kandeman                        | 1 178,30                                   | -                           | -                                     |
| 14 | Batang                          | 301,40                                     | -                           | -                                     |
| 15 | Warungasem                      | 1 122,00                                   | -                           | -                                     |
|    | <b>Jumlah/Total</b>             |  |                             |                                       |
|    | 2017                            | 21 977,20                                  | 6 882,20                    | 12 503,20                             |
|    | 2016                            | 21 143,35                                  | 7 171,73                    | 12 193,65                             |
|    | 2015                            | 21 166,73                                  | 7 171,73                    | 12 193,65                             |
|    | 2014                            | 21 164,44                                  | 7 171,73                    | 12 193,65                             |

Sumber : Laporan Statistik Pertanian dari Dinas Pangan dan Pertanian

Source : *Agricultural Statistics Report from Services of Food and Agriculture*

**Tabel 1.2.3 Lanjutan**  
**Table Continued**

|    | Kecamatan<br><i>Subdistrict</i> | Lainnya<br><i>Other</i> | Bukan Pertanian<br><i>Not Agriculture</i> | Jumlah<br><i>Total</i> |           |
|----|---------------------------------|-------------------------|---|------------------------|-----------|
|    | (1)                             | (5)                     | (6)                                       | (7)                    |           |
| 01 | Wonotunggal                     | 4,00                    | 1 072,57                                  | 3 517,37               |           |
| 02 | Bandar                          | -                       | 1 643,80                                  | 4 918,80               |           |
| 03 | Blado                           | 2,50                    | 1 289,62                                  | 6 701,12               |           |
| 04 | Reban                           | 2,00                    | 650,38                                    | 3 173,38               |           |
| 05 | Bawang                          | 1,20                    | 399,51                                    | 5 693,11               |           |
| 06 | Tersono                         | -                       | 662,08                                    | 3 047,08               |           |
| 07 | Gringsing                       | 67,40                   | 1 003,14                                  | 5 368,74               |           |
| 08 | Limpung                         | -                       | 697,66                                    | 1 468,66               |           |
| 09 | Banyuputih                      | -                       | 627,19                                    | 3 819,79               |           |
| 10 | Subah                           | 31,00                   | 1 441,87                                  | 7 204,67               |           |
| 11 | Pecalungan                      | -                       | 1 007,17                                  | 2 587,37               |           |
| 12 | Tulis                           | 3,00                    | 1 445,28                                  | 3 312,18               |           |
| 13 | Kandeman                        | 19,00                   | 1 543,07                                  | 2 740,37               |           |
| 14 | Batang                          | 12,20                   | 1 748,94                                  | 2 062,54               |           |
| 15 | Warungasem                      | 73,40                   | 49,78                                     | 1 245,18               |           |
|    | Jumlah/ <i>Total</i>            | 2017                    | 215,70                                    | 15 282,06              | 56 860,36 |
|    |                                 | 2016                    | 142,04                                    | 15 839,71              | 56 490,48 |
|    |                                 | 2015                    | 4 261,01                                  | 11 532,76              | 56 467,02 |
|    |                                 | 2014                    | 4 260,01                                  | 11 528,86              | 56 458,83 |

Sumber : Laporan Statistik Pertanian dari Dinas Pangan dan Pertanian  
Source : *Agricultural Statistics Report from Services of Food and Agriculture*

**Tabel 1.2.4 Luas Tanah Kas Desa Menurut Jenis dan Kecamatan di Kabupaten Batang (ha), 2017**  
***The Area of Village Asset According by Type and Subdistrict in Batang Regency (ha), 2017***

|    | Kecamatan<br><i>Subdistrict</i> | Lahan Sawah<br><i>Wet Land</i> | Lahan Bukan<br>Sawah<br><i>Not Wet Land</i> | Jumlah<br><i>Total</i> |        |
|----|---------------------------------|--------------------------------|---|------------------------|--------|
|    | (1)                             | (2)                            | (3)   | (5)                    |        |
| 01 | Wonotunggal                     | 10,08                          | 1,25  | 11,33                  |        |
| 02 | Bandar                          | 15,96                          | 10,66                                       | 26,61                  |        |
| 03 | Blado                           | 242,36                         | 3,57  | 245,93                 |        |
| 04 | Reban                           | 33,87                          | 8,56  | 42,43                  |        |
| 05 | Bawang                          | 18,17                          | 7,11  | 25,28                  |        |
| 06 | Tersono                         | 28,92                          | 11,34                                       | 40,26                  |        |
| 07 | Gringsing                       | 12,52                          | 48,61                                       | 61,13                  |        |
| 08 | Limpung                         | 40,89                          | 21,25                                       | 62,14                  |        |
| 09 | Banyuputih                      | 35,85                          | 72,16                                       | 108,01                 |        |
| 10 | Subah                           | 15,18                          | 11,29                                       | 26,46                  |        |
| 11 | Pecalungan                      | 55,86                          | 3,67  | 59,53                  |        |
| 12 | Tulis                           | 5,97                           | 111,14                                      | 117,11                 |        |
| 13 | Kandeman                        | 47,67                          | 15,43                                       | 63,10                  |        |
| 14 | Batang                          | 51,06                          | 13,66                                       | 64,71                  |        |
| 15 | Warungasem                      | 11,30                          | 4,37  | 15,67                  |        |
|    | Jumlah/ <i>Total</i>            | 2017                           | 625,66                                      | 344,04                 | 969,70 |
|    |                                 | 2016                           | 625,66                                      | 344,04                 | 969,70 |
|    |                                 | 2015                           | 625,66                                      | 344,04                 | 969,70 |
|    |                                 | 2014                           | 625,66                                      | 344,04                 | 969,70 |

Sumber : BPS Kabupaten Batang

Source : BPS-Statistics of Batang Regency

**Tabel 1.2.5 Luas Tanah Bengkok Menurut Jenis dan Kecamatan di Kabupaten Batang (ha), 2017**  
**The Area of Land for Village Staff According by Type and Subdistrict in Batang Regency (ha), 2017**

|    | Kecamatan<br><i>Subdistrict</i> | Lahan Sawah<br><i>Wet Land</i> | Lahan Bukan<br>Sawah<br><i>Not Wet Land</i> | Jumlah<br><i>Total</i> |          |
|----|---------------------------------|--------------------------------|---|------------------------|----------|
|    | (1)                             | (2)                            | (3)   | (5)                    |          |
| 01 | Wonotunggal                     | 230,25                         | 16,59                                       | 246,84                 |          |
| 02 | Bandar                          | 307,46                         | 23,60                                       | 331,07                 |          |
| 03 | Blado                           | 155,63                         | 32,53                                       | 188,16                 |          |
| 04 | Reban                           | 247,79                         | 56,01                                       | 303,81                 |          |
| 05 | Bawang                          | 229,97                         | 5,78  | 235,75                 |          |
| 06 | Tersono                         | 324,93                         | 15,82                                       | 340,74                 |          |
| 07 | Gringsing                       | 168,50                         | 119,15                                      | 287,65                 |          |
| 08 | Limpung                         | 291,67                         | 0,00  | 291,67                 |          |
| 09 | Banyuputih                      | 97,34                          | 28,85                                       | 126,19                 |          |
| 10 | Subah                           | 179,88                         | 133,87                                      | 313,75                 |          |
| 11 | Pecalungan                      | 133,15                         | 18,54                                       | 151,69                 |          |
| 12 | Tulis                           | 167,49                         | 37,66                                       | 205,14                 |          |
| 13 | Kandeman                        | 165,99                         | 80,55                                       | 246,54                 |          |
| 14 | Batang                          | 125,50                         | 110,73                                      | 236,23                 |          |
| 15 | Warungasem                      | 245,22                         | 27,89                                       | 273,11                 |          |
|    | Jumlah/ <i>Total</i>            | 2017                           | 3 070,77                                    | 707,56                 | 3 778,33 |
|    |                                 | 2016                           | 3 070,77                                    | 707,56                 | 3 778,33 |
|    |                                 | 2015                           | 3 070,77                                    | 707,56                 | 3 778,33 |
|    |                                 | 2014                           | 3 070,77                                    | 707,56                 | 3 778,33 |

Sumber : BPS Kabupaten Batang

Source : BPS-Statistics of Batang Regency

**Tabel 1.2.6** Ibukota Kecamatan dan Tinggi Wilayah di Atas Permukaan Laut (DPL) Menurut Kecamatan di Kabupaten Batang, 2017  
*Capital of Subdistrict and Height Above Mean Sea Level (AMSL) by Subdistrict in Batang Regency, 2017*

|    | Kecamatan<br><i>Subdistrict</i> | Ibukota Kecamatan<br><i>Capital of Subdistrict</i> | Tinggi/Height<br>(meter) |
|----|---------------------------------|--|--------------------------|
|    | (1)                             | (2)  | (3)                      |
| 01 | Wonotunggal                     | Wonotunggal  | 243                      |
| 02 | Bandar                          | Bandar   | 388                      |
| 03 | Blado                           | Blado  | 537                      |
| 04 | Reban                           | Reban  | 650                      |
| 05 | Bawang                          | Bawang   | 800                      |
| 06 | Tersono                         | Tersono  | 291                      |
| 07 | Gringsing                       | Plelen   | 13                       |
| 08 | Limpung                         | Limpung  | 320                      |
| 09 | Banyuputih                      | Sembung  | 137                      |
| 10 | Subah                           | Subah  | 147                      |
| 11 | Pecalungan                      | Pecalungan   | 343                      |
| 12 | Tulis                           | Kaliboyo   | 67                       |
| 13 | Kandeman                        | Kandeman   | 57                       |
| 14 | Batang                          | Watesalit  | 8                        |
| 15 | Warungasem                      | Banjiran   | 14                       |

Sumber : BPS Kabupaten Batang

Source : *BPS-Statistics of Batang Regency*

**Tabel 1.2.7 Ibukota Kecamatan dan Jarak dari Ibukota Kecamatan ke Ibukota Kabupaten di Kabupaten Batang, 2017**  
**Capital of Subdistrict and Distance between District Capital and Regency Capital in Batang Regency, 2017**

|    | Kecamatan<br><i>Subdistrict</i> | Ibukota Kecamatan<br><i>Capital of Subdistrict</i> | Jarak ke Ibukota Kabupaten<br><i>Distance to Regency Capital</i><br>(Km) |
|----|---------------------------------|--|--|
|    | (1)                             | (2)  | (3)  |
| 1  | Wonotunggal                     | Wonotunggal  | 12,00  |
| 2  | Bandar                          | Bandar   | 20,00  |
| 3  | Blado                           | Blado  | 25,00  |
| 4  | Reban                           | Reban  | 37,00  |
| 5  | Bawang                          | Bawang   | 48,00  |
| 6  | Tersono                         | Tersono  | 35,00  |
| 7  | Gringsing                       | Plelen   | 43,00  |
| 8  | Limpung                         | Limpung  | 28,00  |
| 9  | Banyuputih                      | Sembung  | 26,00  |
| 10 | Subah                           | Subah  | 20,00  |
| 11 | Pecalungan                      | Pecalungan   | 25,00  |
| 12 | Tulis                           | Kaliboyo   | 12,00  |
| 13 | Kandeman                        | Kandeman   | 5,00   |
| 14 | Batang                          | Watesalit  | 2,50   |
| 15 | Warungasem                      | Banjiran   | 7,00   |

Sumber : BPS Kabupaten Batang

Source : BPS-Statistics of Batang Regency

### 1.3 IKLIM/CLIMATE

**Tabel 1.3.1 Rata-rata Hari Hujan dan Rata-rata Curah Hujan Menurut Bulan di Kabupaten Batang, 2017**  
*Average of Raindays and Average of Rainfalls by Month in Batang Regency, 2017*

| Bulan<br><i>Month</i>     | Rata-rata<br>Hari Hujan Bulanan<br><i>Average of<br/>Monthly Raindays<br/>(Hari/Day)</i> | Rata-rata<br>Curah Hujan Bulanan<br><i>Average of<br/>Monthly Rainfalls<br/>(mm)</i> |        |
|---------------------------|--|--|--------|
| (1)                       | (2)  | (3)  |        |
| Januari                   | 20,67  | 410,53   |        |
| Pebruari                  | 19,93  | 482,47   |        |
| Maret                     | 15,33  | 285,53   |        |
| April                     | 11,13  | 205,47   |        |
| Mei                       | 11,13  | 257,87   |        |
| Juni                      | 7,53   | 151,07   |        |
| Juli                      | 3,87   | 51,40  |        |
| Agustus                   | 1,20   | 10,47  |        |
| September                 | 4,13   | 85,40  |        |
| Oktober                   | 11,47  | 225,80   |        |
| November                  | 15,73  | 352,00   |        |
| Desember                  | 18,00  | 429,93   |        |
| Rata-rata/ <i>Average</i> | 2017   | 11,68  | 245,66 |
|                           | 2016   | 14,58  | 311,22 |
|                           | 2015   | 14,35  | 308,00 |
|                           | 2014   | 13,68  | 285,66 |

Sumber : Dinas Pekerjaan Umum dan Penataan Ruang  
*Source : Services of Public Works and Spatial Planning*

**Tabel 1.3.2** Banyaknya Hari Hujan Menurut Stasiun Pengukur Kecamatan dan Bulan di Kabupaten Batang (hari), 2017  
**Number of Raindays by Subdistrict Station and Month in Batang Regency (days), 2017**

| Bulan<br>Month | Wonotunggal<br>STA 123 | Bandar<br>STA 127 | Blado<br>STA 138 | Reban<br>STA 137 | Bawang<br>STA 148 |
|----------------|------------------------|-------------------|------------------|------------------|-------------------|
| (1)            | (2)                    | (3)               | (4)              | (5)              | (6)               |
| Januari        | 27                     | 19                | 24               | 18               | 27                |
| Pebruari       | 26                     | 18                | 25               | 24               | 23                |
| Maret          | 24                     | 17                | 27               | 24               | 23                |
| April          | 16                     | 14                | 21               | 21               | 17                |
| Mei            | 13                     | 13                | 18               | 18               | 16                |
| Juni           | 11                     | 10                | 13               | 11               | 9                 |
| Juli           | 4                      | 4                 | 12               | 7                | 4                 |
| Agustus        | 3                      | 2                 | 2                | 2                | 3                 |
| September      | 4                      | 5                 | 6                | 6                | 11                |
| Oktober        | 13                     | 14                | 22               | 12               | 19                |
| November       | 20                     | 18                | 23               | 10               | 26                |
| Desember       | 22                     | 17                | 20               | 21               | 22                |
| Jumlah/Total   | 183                    | 151               | 213              | 174              | 200               |



**Tabel 1.3.2 Lanjutan**  
**Table Continued**

| Bulan<br><i>Month</i> | Bawang<br>STA 149 | Tersono<br>STA 147 | Gringsing<br>STA 144 | Gringsing<br>STA 145a | Gringsing<br>STA 145b |
|-----------------------|-------------------|--------------------|----------------------|-----------------------|-----------------------|
| (1)                   | (7)               | (8)                | (9)                  | (10)                  | (11)                  |
| Januari               | 25                | 17                 | 8                    | 16                    | 16                    |
| Pebruari              | 23                | 27                 | 11                   | 15                    | 15                    |
| Maret                 | 23                | 18                 | 3                    | 4                     | 6                     |
| April                 | 18                | 11                 | 1                    | 3                     | 3                     |
| Mei                   | 19                | 12                 | 3                    | 5                     | 5                     |
| Juni                  | 9                 | 11                 | 2                    | 5                     | 2                     |
| Juli                  | 6                 | 3                  | 2                    | 2                     | 2                     |
| Agustus               | 2                 | -                  | -                    | -                     | -                     |
| September             | 8                 | -                  | -                    | 3                     | 3                     |
| Oktober               | 20                | 10                 | 5                    | 6                     | 8                     |
| November              | 27                | 19                 | 9                    | 9                     | 8                     |
| Desember              | 23                | 19                 | 13                   | 13                    | 14                    |
| <i>Jumlah/Total</i>   | 203               | 147                | 57                   | 81                    | 82                    |

**Tabel 1.3.2 Lanjutan**  
**Table Continued**

| Bulan<br><i>Month</i> | Limpung<br>STA 136 | Limpung<br>STA 136a | Subah<br>STA 134 | Tulis<br>STA 126 | Batang<br>STA 120 | Rata-rata<br>Bulanan<br><i>Monthly<br/>Average</i> |
|-----------------------|--------------------|---------------------|------------------|------------------|-------------------|--|
| (1)                   | (12)               | (13)                | (14)             | (15)             | (16)              | (17)   |
| Januari               | 20                 | 23                  | 23               | 19               | 28                | 20,67  |
| Pebruari              | 24                 | 27                  | 21               | 17               | 3                 | 19,93  |
| Maret                 | 16                 | 16                  | 13               | 11               | 5                 | 15,33  |
| April                 | 16                 | 16                  | 6                | 3                | 1                 | 11,13  |
| Mei                   | 14                 | 13                  | 8                | 5                | 5                 | 11,13  |
| Juni                  | 8                  | 9                   | 6                | 2                | 5                 | 7,53   |
| Juli                  | 5                  | 5                   | 1                | 1                | -                 | 3,87   |
| Agustus               | -                  | -                   | 1                | 1                | 2                 | 1,20   |
| September             | 5                  | 5                   | 3                | -                | 3                 | 4,13   |
| Oktober               | 16                 | 13                  | 8                | 2                | 4                 | 11,47  |
| November              | 18                 | 20                  | 15               | 6                | 8                 | 15,73  |
| Desember              | 17                 | 16                  | 20               | 20               | 13                | 18,00  |
| Jumlah/ <i>Total</i>  | 159                | 163                 | 125              | 87               | 77                | 11,68  |

Keterangan : Kecamatan Banyuputih, Pecalungan, Kandeman dan Warungasem tidak memiliki alat ukur

*Notes : Subdistrict of Banyuputih, Pecalungan, Kandeman and Warungasem does not have a measuring instrument*

Sumber : Dinas Pekerjaan Umum dan Penataan Ruang

*Source : Services of Public Works and Spatial Planning*

**Tabel 1.3.3 Banyaknya Curah Hujan Menurut Stasiun Pengukur Kecamatan dan Bulan di Kabupaten Batang (mm), 2017**  
***Number of Rainfalls by Subdistrict Station and Month in Batang Regency (mm), 2017***

| Bulan<br><i>Month</i> | Wonotunggal<br>STA 123 | Bandar<br>STA 127 | Blado<br>STA 138 | Reban<br>STA 137 | Bawang<br>STA 148 |
|-----------------------|------------------------|-------------------|------------------|------------------|-------------------|
| (1)                   | (2)                    | (3)               | (4)              | (5)              | (6)               |
| Januari               | 413                    | 489               | 494              | 458              | 494               |
| Pebruari              | 408                    | 539               | 526              | 771              | 776               |
| Maret                 | 347                    | 417               | 368              | 461              | 581               |
| April                 | 240                    | 398               | 280              | 407              | 388               |
| Mei                   | 164                    | 391               | 451              | 716              | 429               |
| Juni                  | 252                    | 174               | 170              | 341              | 249               |
| Juli                  | 32                     | 35                | 78               | 87               | 54                |
| Agustus               | 17                     | 33                | 37               | 11               | 15                |
| September             | 79                     | 88                | 106              | 192              | 279               |
| Oktober               | 158                    | 283               | 308              | 463              | 495               |
| November              | 324                    | 409               | 480              | 497              | 759               |
| Desember              | 456                    | 614               | 387              | 678              | 615               |
| Jumlah/ <i>Total</i>  | 2 890                  | 3 870             | 3 685            | 5 082            | 5 134             |

**Tabel 1.3.3 Lanjutan**  
**Table Continued**

| Bulan<br><i>Month</i> | Bawang<br>STA 149 | Tersono<br>STA 147 | Gringsing<br>STA 144 | Gringsing<br>STA 145a | Gringsing<br>STA 145b |
|-----------------------|-------------------|--------------------|----------------------|-----------------------|-----------------------|
| (1)                   | (7)               | (8)                | (9)                  | (10)                  | (11)                  |
| Januari               | 472               | 395                | 205                  | 377                   | 393                   |
| Pebruari              | 747               | 599                | 249                  | 365                   | 345                   |
| Maret                 | 551               | 373                | 24                   | 47                    | 74                    |
| April                 | 372               | 316                | 11                   | 57                    | 52                    |
| Mei                   | 432               | 278                | 56                   | 50                    | 43                    |
| Juni                  | 248               | 248                | 19                   | 50                    | 20                    |
| Juli                  | 51                | 13                 | 37                   | 88                    | 92                    |
| Agustus               | 9                 | -                  | -                    | -                     | -                     |
| September             | 210               | -                  | -                    | 27                    | 46                    |
| Oktober               | 422               | 159                | 96                   | 180                   | 186                   |
| November              | 715               | 483                | 156                  | 201                   | 111                   |
| Desember              | 602               | 461                | 358                  | 509                   | 325                   |
| <i>Jumlah/Total</i>   | 4 831             | 3 325              | 1 211                | 1 951                 | 1 687                 |

**Tabel 1.3.3 Lanjutan**  
**Table Continued**

| Bulan<br><i>Month</i> | Limpung<br>STA 136 | Limpung<br>STA 136a | Subah<br>STA 134 | Tulis<br>STA 126 | Batang<br>STA 120 | Rata-rata<br>Bulanan<br><i>Monthly<br/>Average</i> |
|-----------------------|--------------------|---------------------|------------------|------------------|-------------------|--|
| (1)                   | (12)               | (13)                | (14)             | (15)             | (16)              | (17)   |
| Januari               | 589                | 544                 | 395              | 342              | 98                | 410,53   |
| Pebruari              | 535                | 599                 | 413              | 351              | 14                | 482,47   |
| Maret                 | 244                | 155                 | 245              | 358              | 38                | 285,53   |
| April                 | 260                | 185                 | 97               | 18               | 1                 | 205,47   |
| Mei                   | 301                | 304                 | 196              | 44               | 13                | 257,87   |
| Juni                  | 176                | 202                 | 84               | 14               | 19                | 151,07   |
| Juli                  | 84                 | 46                  | 60               | 14               | -                 | 51,40  |
| Agustus               | -                  | -                   | 23               | 8                | 4                 | 10,47  |
| September             | 83                 | 125                 | 37               | -                | 9                 | 85,40  |
| Oktober               | 216                | 258                 | 108              | 38               | 17                | 225,80   |
| November              | 433                | 315                 | 158              | 97               | 142               | 352,00   |
| Desember              | 339                | 300                 | 310              | 387              | 108               | 429,93   |
| <b>Jumlah/Total</b>   | <b>3 260</b>       | <b>3 033</b>        | <b>2 126</b>     | <b>1 671</b>     | <b>463</b>        | <b>245,66</b>                                      |

Keterangan : Kecamatan Banyuputih, Pecalungan, Kandeman dan Warungasem tidak memiliki alat ukur

*Notes : Subdistrict of Banyuputih, Pecalungan, Kandeman and Warungasem does not have a measuring instrument*

Sumber : Dinas Pekerjaan Umum dan Penataan Ruang

*Source : Services of Public Works and Spatial Planning*



# PEMERINTAHAN

## BAB 2

Daerah Administrasi Kabupaten Batang

248



Desa/kelurahan

933



Dusun/Dukuh

3,983



RT

1,058



RW

75,88 %

golongan III dan IV

PNS



51,2 %  
Laki-laki



48,8 %  
Perempuan

62 %

berpendidikan  
S1 ke atas







**PENJELASAN TEKNIS**

1. Menurut sejarah, Batang telah memiliki dua kali periode pemerintahan Kabupaten. Periode I diawali zaman kebangkitan kerajaan Mataram Islam sampai penjajahan asing, kira-kira dari awal abad 17 sampai dengan 31 Desember 1935. Sedang periode II, dimulai awal kebangkitan Orde Baru (8 April 1966) sampai sekarang. Sejak dihapuskan status Kabupaten (1 Januari 1936) sampai tanggal 8 April 1966, Batang tergabung dengan Kabupaten Pekalongan. Pemerintah Kabupaten Daerah Tingkat II Batang terbentuk berdasarkan Undang-undang Nomor 9 Tahun 1965, yang dimuat dalam Lembaran Negara Nomor 52, tanggal 14 Juni 1965 dan Instruksi Menteri Dalam Negeri RI Nomor 20 Tahun 1965, tanggal 14 Juli 1965. Tanggal 8 April 1966, bertepatan hari Jumat Kliwon, yaitu hari yang dianggap penuh berkah bagi masyarakat tradisional Batang, dengan mengambil tempat di bekas Kanjengan Batang lama (rumah dinas yang sekaligus kantor para Bupati Batang lama) dilaksanakan peresmian pembentukan Daerah Tingkat II Batang.

**TECHNICAL NOTES**

1. *Historically, Batang have had twice the period of regency government. Period I preceded the renaissance, Islamic Mataram kingdom to foreign rule, roughly from the early 17th century up to December 31, 1935. While the second period, starting the beginning of the rise of the New Order (8 April 1966) until now. Since abolished the status of the District (January 1, 1936) until April 8, 1966, incorporated by Batang Pekalongan. Government District of Batang established by Act No. 9 of 1965, which was published in the State Gazette No. 52, dated June 14, 1965 and Minister of the Interior Instruction No. 20 of 1965, dated July 14 1965. Tanggal 8 April 1966, to coincide POND Friday, the day is considered auspicious for traditional societies Trunk, taking place at the former Batang Kanjengan old (the official residence of the Regent's office at the same time long rod) held the inauguration of the establishment of Regional Level II Trunk.*

## GOVERNMENT

2. Anggota Dewan Perwakilan Rakyat Daerah (DPRD) dipilih melalui pemilihan umum (pemilu) dan dilantik dalam masa jabatan lima tahun.
2. *Regional House of Representatives (DPRD) members are elected through a general election and appointed for a five-years membership.*

<https://batangkab.bps.go.id>

**ULASAN****DESCRIPTION****1. Wilayah Administrasi**

Sejak berdirinya, Kabupaten Batang telah terjadi perkembangan yang cukup signifikan dalam bidang pemerintahan, dimana pada awalnya terdiri dari 12 (dua belas) Kecamatan. Pada tahun 2007 dimekarkan menjadi 15 kecamatan.

Wilayah administrasi Kabupaten Batang pada tahun 2017 terdiri dari 15 kecamatan, 248 desa dan kelurahan, 933 dusun, 3.983 Rukun Tetangga (RT) dan 1.058 Rukun Warga (RW).

**2. Kepegawaian**

Jumlah pegawai negeri sipil (PNS) daerah di lingkungan Setda Kabupaten Batang terdiri dari 6.977 orang PNS, terdiri dari 3.562 pegawai laki-laki dan 3.415 pegawai perempuan. Bila dilihat berdasarkan tingkat pendidikan, jumlah pegawai negeri sipil yang memiliki pendidikan S1 ke atas mencapai 62 persen. Nilai ini lebih besar dibandingkan tahun sebelumnya yaitu mencapai 56 persen.

Bila dilihat menurut kelompok umur terdapat 3.136 pegawai berumur lebih dari 50 tahun, 1.483 orang diantara pegawai tersebut berusia 55 tahun ke atas yang beberapa tahun lagi mendekati masa purna bakti atau pensiun. Selama tahun 2017, Badan Kepegawaian Daerah mengadakan 45 diklat/kursus/pelatihan/bimbingan

**1. Administrative Area**

*Since the establishment, Biatang's governmental system has occurred a significant developments. Batang formerly consists of 12 districts. In 2007 it was broaden into 15 districts.*

*The administrative area of Batang Regency in 2017 consists of 15 sub-districts, 248 villages, 933 hamlets, 3,983 Neighborhood Associations (RT) and 1,058 Neighborhood Associations (RW)*

**2. Civil Servant**

*The number of regional civil servants (PNS) in the Batang District Secretariat "Setda" consists of 6,977 civil servants, consisting of 3,562 male employees and 3,415 female employees. When viewed based on the level of education, the number of civil servants who have an undergraduate education reaches 62 percent. This value is greater than the previous year which reached 56 percent.*

*When viewed by age group, there are 3,136 employees over 50 years of age, 1,483 among those aged 55 years and over who in the next few years approach the retirement period. During 2017, the Regional Civil Service Board of Batang District held 45 technical training / courses / training / guidance attended by 57 employees.*

## GOVERNMENT

teknis yang diikuti oleh 57 orang pegawai.

### 3. DPRD

Jumlah wakil rakyat yang duduk pada lembaga legislatif, yaitu Dewan Perwakilan Rakyat Daerah (DPRD) sebanyak 45 orang, dengan 36 orang laki-laki dan 9 orang perempuan.

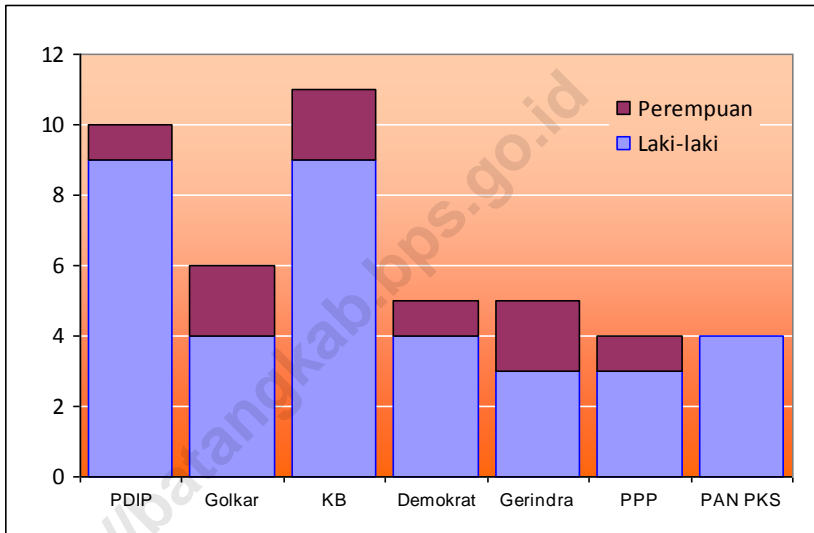
Secara organisasi, lembaga wakil rakyat periode ini terdiri dari 7 fraksi, yaitu fraksi PDIP Perjuangan, fraksi Golkar yang terdiri dari gabungan partai Golkar dan Hanura, fraksi Kebangkitan Bangsa yang terdiri dari gabungan antara partai Kebangkitan Bangsa (PKB) dengan partai Nasdem, fraksi Demokrat, fraksi Gerindra, fraksi PPP, serta fraksi PAN PKS yang merupakan gabungan partai PAN dan PKS. Selama tahun 2017, DPRD Kabupaten Batang telah melakukan sidang paripurna sebanyak 42 kali.

### 3. DPRD

*Batang House of Representatives (DPRD) has 45 members, comprising 36 men and 9 women.*

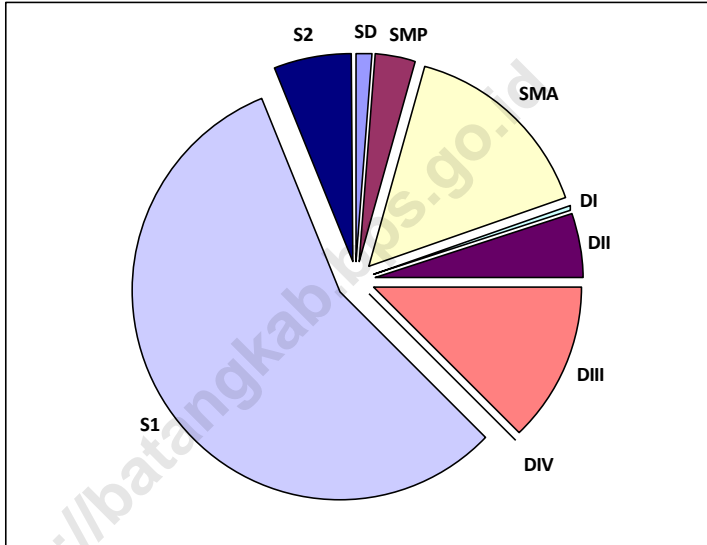
*Organizationally, this period people's representative institution consists of 7 factions, namely the PDIP Perjuangan faction, the Golkar faction consisting of a joint Golkar and Hanura party, the Kebangkitan Bangsa faction which consists of a combination of the Partai Kebangkitan Bangsa (PKB) with the Nasdem party, the Democratic faction, the Gerindra faction, the PPP faction, and the PAN PKS faction which is a combination of PAN and PKS parties. During 2017, the Batang DPRD had held a plenary session 42 times.*

**Gambar 2.1** Banyaknya Anggota DPRD Kabupaten Batang Menurut Fraksi, 2017  
*Figures* **Number of Members Regional Parliament of Batang Regency by Fraction, 2017**



Sumber : DPRD Kabupaten Batang  
Source : Regional Parliament of Batang Regency

**Gambar 2.2** Persentase CPNS/PNS Daerah Menurut Menurut Pendidikan di Kabupaten Batang, 2017  
**Figures** Percentage of Civil Servants Regional Government by Education in Batang Regency, 2017



Sumber : Badan Kepegawaian Daerah  
Source : Regional Employment Office

## 2.1 WILAYAH ADMINISTRATIF/*ADMINISTRATIVE AREA*

**Tabel 2.1.1** Ibukota Kecamatan dan Banyaknya Desa/Kel, Dukuh, RT dan RW Menurut Kecamatan di Kabupaten Batang, 2017  
*The Central of Subdistrict and Number of Village, Hamlet, RT and RW by Subdistrict in Batang Regency, 2017*

|                           | Kecamatan<br><i>Subdistrict</i> | Ibukota<br><i>Central</i> | Desa/Kel<br><i>Village</i> | Dusun<br><i>Hamlet</i> | RT<br><i>RT</i> | RW<br><i>RW</i> |
|---------------------------|---------------------------------|---------------------------|----------------------------|------------------------|-----------------|-----------------|
|                           | (1)                             | (2)                       | (3)                        | (4)                    | (5)             | (6)             |
| 01                        | Wonotunggal                     | Wonotunggal               | 15                         | 90                     | 197             | 64              |
| 02                        | Bandar                          | Bandar                    | 17                         | 72                     | 353             | 72              |
| 03                        | Blado                           | Blado                     | 18                         | 73                     | 236             | 69              |
| 04                        | Reban                           | Reban                     | 19                         | 52                     | 255             | 74              |
| 05                        | Bawang                          | Bawang                    | 20                         | 72                     | 356             | 106             |
| 06                        | Tersono                         | Tersono                   | 20                         | 57                     | 263             | 73              |
| 07                        | Gringsing                       | Plelen                    | 15                         | 63                     | 314             | 84              |
| 08                        | Limpung                         | Limpung                   | 17                         | 71                     | 231             | 70              |
| 09                        | Banyuputih                      | Sembung                   | 11                         | 42                     | 175             | 24              |
| 10                        | Subah                           | Subah                     | 17                         | 61                     | 294             | 75              |
| 11                        | Pecalungan                      | Pecalungan                | 10                         | 42                     | 183             | 49              |
| 12                        | Tulis                           | Kaliboyo                  | 17                         | 58                     | 175             | 52              |
| 13                        | Kandeman                        | Kandeman                  | 13                         | 61                     | 233             | 59              |
| 14                        | Batang                          | Watesalit                 | 21                         | 44                     | 493             | 111             |
| 15                        | Warungasem                      | Banjiran                  | 18                         | 75                     | 225             | 76              |
| Jumlah/ <i>Total</i> 2017 |                                 |                           | 248                        | 933                    | 3 983           | 1 058           |
|                           |                                 |                           | 248                        | 1 025                  | 3 758           | 1 005           |
|                           |                                 |                           | 248                        | 1 025                  | 3 758           | 1 005           |
|                           |                                 |                           | 248                        | 1 096                  | 3 959           | 1 066           |

Sumber : Dinas Pemberdayaan Masyarakat dan Desa  
*Source : Service of Community and Village Empowerment*

**Tabel 2.1.2** **Klasifikasi Desa/Kelurahan Menurut Tingkat Perkembangan Desa dan Kecamatan di Kabupaten Batang, 2017**  
***The Classification of Village by Level of Village Development and Subdistrict in Batang Regency, 2017***

|    | Kecamatan<br><i>Subdistrict</i> | Swadaya | Swakarya | Swasembada | Jumlah<br><i>Total</i> |     |
|----|---------------------------------|---------|----------|------------|------------------------|-----|
|    | (1)                             | (2)     | (3)      | (4)        | (5)                    |     |
| 01 | Wonotunggal                     | 3       | 10       | 2          | 15                     |     |
| 02 | Bandar                          | 10      | 7        | -          | 17                     |     |
| 03 | Blado                           | 10      | 6        | 2          | 18                     |     |
| 04 | Reban                           | 4       | 14       | 1          | 19                     |     |
| 05 | Bawang                          | 0       | 16       | 4          | 20                     |     |
| 06 | Tersono                         | 10      | 5        | 5          | 20                     |     |
| 07 | Gringsing                       | 11      | 3        | 1          | 15                     |     |
| 08 | Limpung                         | 5       | 10       | 2          | 17                     |     |
| 09 | Banyuputih                      | 5       | 5        | 1          | 11                     |     |
| 10 | Subah                           | 3       | 9        | 5          | 17                     |     |
| 11 | Pecalungan                      | 2       | 8        | -          | 10                     |     |
| 12 | Tulis                           | 7       | 9        | 1          | 17                     |     |
| 13 | Kandeman                        | 7       | 4        | 2          | 13                     |     |
| 14 | Batang                          | 9       | 12       | -          | 21                     |     |
| 15 | Warungasem                      | 8       | 9        | 1          | 18                     |     |
|    | Jumlah/ <i>Total</i>            | 2017    | 94       | 127        | 27                     | 248 |
|    |                                 | 2016    | 94       | 127        | 27                     | 248 |
|    |                                 | 2015    | 56       | 166        | 26                     | 248 |
|    |                                 | 2014    | 77       | 150        | 21                     | 248 |

Sumber : Dinas Pemberdayaan Masyarakat dan Desa  
*Source : Service of Community and Village Empowerment*



**Tabel 2.1.3 Jumlah Perangkat Desa Menurut Kecamatan di Kabupaten Batang, 2017**  
***Number of Employes Village by Subdistrict in Batang Regency, 2017***

|                      | Kecamatan<br><i>Subdistrict</i> | Kepala<br>Desa | Sekretaris<br>Desa | Kaur<br>Pemerintahan | Kaur<br>Kesra |
|----------------------|---------------------------------|----------------|--------------------|----------------------|---------------|
|                      | (1)                             | (2)            | (3)                | (4)                  | (5)           |
| 01                   | Wonotunggal                     | 15             | 15                 | 15                   | 15            |
| 02                   | Bandar                          | 17             | 17                 | 17                   | 17            |
| 03                   | Blado                           | 18             | 18                 | 18                   | 18            |
| 04                   | Reban                           | 19             | 19                 | 19                   | 19            |
| 05                   | Bawang                          | 20             | 20                 | 20                   | 20            |
| 06                   | Tersono                         | 20             | 20                 | 20                   | 20            |
| 07                   | Gringsing                       | 15             | 15                 | 15                   | 15            |
| 08                   | Limpung                         | 17             | 17                 | 17                   | 17            |
| 09                   | Banyuputih                      | 17             | 17                 | 17                   | 17            |
| 10                   | Subah                           | 17             | 17                 | 17                   | 17            |
| 11                   | Pecalungan                      | 12             | 12                 | 12                   | 12            |
| 12                   | Tulis                           | 18             | 18                 | 18                   | 18            |
| 13                   | Kandeman                        | 13             | 13                 | 13                   | 13            |
| 14                   | Batang                          | 10             | 10                 | 10                   | 10            |
| 15                   | Warungasem                      | 11             | 11                 | 11                   | 11            |
| Jumlah/ <i>Total</i> | 2017                            | 239            | 239                | 239                  | 239           |
|                      | 2016                            | 239            | 205                | 235                  | 231           |

GOVERNMENT

**Tabel 2.1.3 Lanjutan**  
**Table Continued**

|                     | Kecamatan<br><i>Subdistrict</i> | Kaur<br>Pembangunan | Kaur<br>Keuangan | Kaur<br>Umum | Kepala<br>Dusun |
|---------------------|---------------------------------|---------------------|------------------|--------------|-----------------|
|                     | (1)                             | (6)                 | (7)              | (8)          | (9)             |
| 01                  | Wonotunggal                     | 15                  | 15               | 15           | 90              |
| 02                  | Bandar                          | 17                  | 17               | 17           | 72              |
| 03                  | Blado                           | 18                  | 18               | 18           | 73              |
| 04                  | Reban                           | 19                  | 19               | 19           | 52              |
| 05                  | Bawang                          | 20                  | 20               | 20           | 72              |
| 06                  | Tersono                         | 20                  | 20               | 20           | 57              |
| 07                  | Gringsing                       | 15                  | 15               | 15           | 63              |
| 08                  | Limpung                         | 17                  | 17               | 17           | 71              |
| 09                  | Banyuputih                      | 17                  | 17               | 17           | 42              |
| 10                  | Subah                           | 17                  | 17               | 17           | 61              |
| 11                  | Pecalungan                      | 12                  | 12               | 12           | 42              |
| 12                  | Tulis                           | 18                  | 18               | 18           | 58              |
| 13                  | Kandeman                        | 13                  | 13               | 13           | 61              |
| 14                  | Batang                          | 10                  | 10               | 10           | 44              |
| 15                  | Warungasem                      | 11                  | 11               | 11           | 75              |
| <b>Jumlah/Total</b> | <b>2017</b>                     | <b>239</b>          | <b>239</b>       | <b>239</b>   | <b>933</b>      |
|                     | <b>2016</b>                     | <b>218</b>          | <b>231</b>       | <b>222</b>   | <b>885</b>      |

Sumber : Dinas Pemberdayaan Masyarakat dan Desa  
Source : Service of Community and Village Empowerment

**Tabel 2.1.4 Banyaknya Anggota Keamanan Lingkungan Menurut Klasifikasi Kemampuan dan Kecamatan di Kabupaten Batang, 2017**  
***Number of Members of Environmental Security by Capability Classification and District in Batang Regency, 2017***

|    | Kecamatan<br><i>Subdistrict</i> | Linmas | Wanra | Kamra | Jumlah<br><i>Total</i> |       |
|----|---------------------------------|--------|-------|-------|------------------------|-------|
|    | (1)                             | (2)    | (3)   | (4)   | (5)                    |       |
| 01 | Wonotunggal                     | 255    | -     | -     | 255                    |       |
| 02 | Bandar                          | 215    | -     | -     | 215                    |       |
| 03 | Blado                           | 450    | -     | -     | 450                    |       |
| 04 | Reban                           | 94     | -     | -     | 94                     |       |
| 05 | Bawang                          | 258    | -     | -     | 258                    |       |
| 06 | Tersono                         | 331    | -     | -     | 331                    |       |
| 07 | Gringsing                       | 230    | -     | -     | 230                    |       |
| 08 | Limpung                         | 489    | -     | -     | 489                    |       |
| 09 | Banyuputih                      | 106    | -     | -     | 106                    |       |
| 10 | Subah                           | 613    | -     | -     | 613                    |       |
| 11 | Pecalungan                      | 55     | -     | -     | 55                     |       |
| 12 | Tulis                           | 369    | -     | -     | 369                    |       |
| 13 | Kandeman                        | 284    | -     | -     | 284                    |       |
| 14 | Batang                          | 343    | -     | -     | 343                    |       |
| 15 | Warungasem                      | 88     | -     | -     | 88                     |       |
|    | <i>Jumlah/Total</i>             | 2017   | 4 180 | -     | -                      | 4 180 |
|    |                                 | 2016   | 4 180 | -     | -                      | 4 180 |
|    |                                 | 2015   | 6 383 | -     | -                      | 6 383 |
|    |                                 | 2014   | 6 383 | -     | -                      | 6 383 |

Sumber : Dinas Pemberdayaan Masyarakat dan Desa

Source : *Service of Community and Village Empowerment*

## 2.2 PEGAWAI NEGERI SIPIL/CIVIL SERVANTS

**Tabel 2.2.1 Jumlah CPNS/PNS Daerah Menurut Menurut Golongan dan Jenis Kelamin di Kabupaten Batang, 2016-2017**  
**Number of Civil Servants Regional Government by Group and Sex in Batang Regency, 2016-2017**

| Golongan<br><i>Group</i>     | 2016                     |                            |                        | 2017                     |                            |                        |
|------------------------------|--------------------------|----------------------------|------------------------|--------------------------|----------------------------|------------------------|
|                              | Laki-laki<br><i>Male</i> | Perempuan<br><i>Female</i> | Jumlah<br><i>Total</i> | Laki-laki<br><i>Male</i> | Perempuan<br><i>Female</i> | Jumlah<br><i>Total</i> |
| (1)                          | (2)                      | (3)                        | (4)                    | (5)                      | (6)                        | (7)                    |
| 01 Golongan I<br>(Juru)      | 230                      | 14                         | 244                    | 129                      | 46                         | 175                    |
| 02 Golongan II<br>(Pengatur) | 982                      | 511                        | 1 493                  | 885                      | 540                        | 1 425                  |
| 03 Golongan III<br>(Penata)  | 1 434                    | 1 725                      | 3 159                  | 1 280                    | 1 749                      | 3 029                  |
| 04 Golongan IV<br>(Pembina)  | 1 473                    | 1 200                      | 2 673                  | 1 268                    | 1 080                      | 2 348                  |
| Jumlah/ <i>Total</i>         | 4 119                    | 3 450                      | 7 569                  | 3 562                    | 3 415                      | 6 977                  |

Sumber : Badan Kepegawaian Daerah

Source : *Regional Employment Office*

**Tabel 2.2.2** Jumlah CPNS/PNS Daerah Menurut Menurut Eselon dan Jenis Kelamin di Kabupaten Batang, 2016-2017  
**Number of Civil Servants Regional Government by Esselon and Sex in Batang Regency, 2016-2017**

| Eselon<br><i>Esselon</i> | 2016                     |                            |                        | 2017                     |                            |                        |
|--------------------------|--------------------------|----------------------------|------------------------|--------------------------|----------------------------|------------------------|
|                          | Laki-laki<br><i>Male</i> | Perempuan<br><i>Female</i> | Jumlah<br><i>Total</i> | Laki-laki<br><i>Male</i> | Perempuan<br><i>Female</i> | Jumlah<br><i>Total</i> |
| (1)                      | (2)                      | (3)                        | (4)                    | (5)                      | (6)                        | (7)                    |
| 01 Esselon I             | -                        | -                          | -                      | -                        | -                          | -                      |
| 02 Esselon II            | 20                       | 6                          | 26                     | 24                       | 6                          | 30                     |
| 03 Esselon III           | 122                      | 22                         | 144                    | 122                      | 28                         | 150                    |
| 04 Esselon IV            | 321                      | 143                        | 464                    | 317                      | 188                        | 505                    |
| 05 Esselon V             | 33                       | 14                         | 47                     | -                        | -                          | -                      |
| Jumlah/ <i>Total</i>     | 496                      | 185                        | 681                    | 463                      | 222                        | 685                    |

Sumber : Badan Kepegawaian Daerah  
 Source : Regional Employment Office

**Tabel 2.2.3 Jumlah CPNS/PNS Daerah Menurut Menurut Unit Kerja dan Pendidikan di Kabupaten Batang, 2017**  
**Number of Civil Servants Regional Government by Working Unit and Education in Batang Regency, 2017**

| Unit Kerja<br><i>Working Unit</i> | Pendidikan/ <i>Education</i> |     |     |     |     |      |     |       |      | Jumlah<br><i>Total</i> |
|-----------------------------------|------------------------------|-----|-----|-----|-----|------|-----|-------|------|------------------------|
|                                   | SD                           | SMP | SMA | DI  | DII | DIII | DIV | S1    | S2+  |                        |
| (1)                               | (2)                          | (3) | (4) | (5) | (6) | (7)  | (8) | (9)   | (10) | (11)                   |
| Sekretariat Daerah                | 2                            | 4   | 33  | -   | -   | 6    | -   | 48    | 26   | 119                    |
| Sekretariat DPRD                  | 2                            | 2   | 10  | -   | -   | 3    | -   | 9     | 6    | 32                     |
| Bapelitbang                       | -                            | 1   | 6   | -   | 1   | 1    | -   | 11    | 15   | 35                     |
| Inspektorat                       | -                            | 1   | 4   | -   | -   | 1    | -   | 31    | 8    | 45                     |
| BKD                               | -                            | -   | 8   | -   | -   | 3    | 1   | 14    | 7    | 33                     |
| BPKPAD                            | 1                            | 5   | 20  | -   | 1   | 7    | -   | 41    | 17   | 92                     |
| DPMPSTP dan Naker                 | -                            | -   | 5   | -   | 3   | 1    | -   | 26    | 4    | 39                     |
| Disperpuska                       | -                            | -   | 14  | -   | -   | 8    | -   | 10    | 4    | 36                     |
| Kantor Kesbangpol                 | -                            | -   | 3   | -   | 2   | 1    | -   | 5     | 1    | 12                     |
| RSUD Limpung                      | -                            | -   | 5   | -   | 3   | 27   | -   | 9     | 3    | 47                     |
| RSUD Batang                       | 2                            | 6   | 56  | 1   | 6   | 164  | -   | 93    | 13   | 341                    |
| Satpol PP                         | 2                            | 5   | 25  | -   | -   | 1    | -   | 20    | 4    | 57                     |
| BPBD                              | 1                            | -   | 5   | -   | -   | -    | -   | 3     | 2    | 11                     |
| Disdikbud                         | 17                           | 84  | 345 | 6   | 300 | 35   | 4   | 3 057 | 206  | 4 054                  |
| Dinas Kesehatan                   | 3                            | 9   | 100 | 12  | 31  | 545  | -   | 140   | 15   | 855                    |
| Dinas Perhubungan                 | 7                            | 3   | 29  | -   | 1   | 6    | -   | 8     | 4    | 58                     |
| DISPARPORA                        | -                            | 2   | 12  | -   | -   | 1    | -   | 18    | 2    | 35                     |
| DPU dan PR                        | 19                           | 21  | 69  | -   | 2   | 2    | -   | 33    | 4    | 150                    |
| Disperindagkop dan UKM            | 13                           | 17  | 49  | -   | -   | 1    | 1   | 20    | 4    | 105                    |
| Disdukcapil                       | -                            | 1   | 14  | -   | 1   | 3    | -   | 23    | 3    | 45                     |
| Dinas Sosial                      | 1                            | 3   | 5   | 1   | -   | 1    | -   | 10    | 2    | 23                     |

**Tabel 2.2.3 Lanjutan**  
**Table Continued**

| Unit Kerja<br><i>Working Unit</i> | Pendidikan/ <i>Education</i> |     |       |     |     |      |     |       |      | Jumlah<br><i>Total</i> |
|-----------------------------------|------------------------------|-----|-------|-----|-----|------|-----|-------|------|------------------------|
|                                   | SD                           | SMP | SMA   | DI  | DII | DIII | DIV | S1    | S2+  |                        |
| (1)                               | (2)                          | (3) | (4)   | (5) | (6) | (7)  | (8) | (9)   | (10) | (11)                   |
| Dislutkanak                       | 2                            | 9   | 10    | -   | 1   | 5    | -   | 22    | 7    | 56                     |
| Dispaperta                        | 1                            | -   | 9     | -   | 2   | 7    | -   | 82    | 4    | 105                    |
| DLH                               | 18                           | 10  | 12    | -   | -   | 1    | -   | 13    | 7    | 61                     |
| DPRKP                             | 1                            | 5   | 8     | -   | -   | 4    | -   | 14    | 3    | 35                     |
| Diskominfo                        | -                            | 5   | 9     | -   | -   | 2    | -   | 10    | 5    | 31                     |
| DP3AP2KB                          | -                            | 3   | 32    | -   | 1   | 10   | 1   | 52    | 13   | 112                    |
| Dispermades                       | -                            | 3   | 3     | -   | -   | 5    | -   | 10    | 7    | 28                     |
| Kec. Wonotunggal                  | -                            | -   | 7     | -   | -   | 1    | -   | 6     | 1    | 15                     |
| Kec. Bandar                       | -                            | 1   | 13    | -   | -   | 2    | -   | 5     | 1    | 22                     |
| Kec. Blado                        | 1                            | 1   | 10    | -   | 1   | -    | -   | 4     | 1    | 18                     |
| Kec. Reban                        | -                            | -   | 11    | -   | -   | 1    | -   | 4     | 2    | 18                     |
| Kec. Bawang                       | -                            | -   | 11    | -   | -   | -    | -   | 3     | 2    | 16                     |
| Kec. Tersono                      | -                            | -   | 13    | -   | -   | -    | -   | 1     | 2    | 16                     |
| Kec. Gringsing                    | -                            | -   | 10    | -   | -   | 1    | -   | 4     | 1    | 16                     |
| Kec. Limpung                      | 1                            | 1   | 5     | -   | -   | 1    | -   | 4     | 2    | 14                     |
| Kec. Subah                        | -                            | 1   | 8     | -   | -   | -    | -   | 8     | -    | 17                     |
| Kec. Tulis                        | -                            | -   | 5     | -   | -   | -    | -   | 11    | 1    | 17                     |
| Kec. Batang                       | 1                            | 3   | 45    | 1   | 1   | 4    | 1   | 30    | 4    | 90                     |
| Kec. Warungasem                   | -                            | -   | 7     | -   | -   | -    | -   | 7     | 4    | 18                     |
| Kec. Kandeman                     | -                            | -   | 6     | -   | 1   | 2    | -   | 6     | 2    | 17                     |
| Kec. Pecalungan                   | -                            | 1   | 6     | -   | -   | 1    | -   | 6     | 2    | 16                     |
| Kec. Banyuputih                   | -                            | -   | 8     | -   | -   | -    | -   | 6     | 1    | 15                     |
| Jumlah/ <i>Total</i> 2017         | 95                           | 207 | 1 065 | 21  | 358 | 864  | 8   | 3 937 | 422  | 6 977                  |
| 2016                              | 147                          | 267 | 1 333 | 41  | 711 | 795  | 30  | 3 961 | 284  | 7 569                  |
| 2015                              | 172                          | 314 | 1 385 | 42  | 889 | 811  | 26  | 3 943 | 258  | 7 859                  |
| 2014                              | 187                          | 319 | 1 434 | 46  | 997 | 821  | 24  | 3 741 | 260  | 7 829                  |

Sumber : Badan Kepegawaian Daerah

Source : Regional Employment Office

**Tabel 2.2.4 Jumlah CPNS/PNS Daerah Menurut Menurut Unit Kerja dan Golongan di Kabupaten Batang, 2017**  
**Number of Civil Servants Regional Government by Working Unit and Group in Batang Regency, 2017**

| Unit Kerja<br><i>Working Unit</i> | Golongan/ <i>Group</i> |     |       |       | Jumlah<br><i>Total</i> |
|-----------------------------------|------------------------|-----|-------|-------|------------------------|
|                                   | I                      | II  | III   | IV    |                        |
| (1)                               | (2)                    | (3) | (4)   | (5)   | (6)                    |
| Sekretariat Daerah                | 2                      | 35  | 64    | 18    | 119                    |
| Sekretariat DPRD                  | 1                      | 14  | 11    | 6     | 32                     |
| Bapelitbang                       | 1                      | 5   | 18    | 11    | 35                     |
| Inspektorat                       | 1                      | 4   | 26    | 14    | 45                     |
| BKD                               | -                      | 6   | 22    | 5     | 33                     |
| BPKPAD                            | 3                      | 22  | 59    | 8     | 92                     |
| DPMPTSP dan Naker                 | -                      | 5   | 28    | 6     | 39                     |
| Disperpuska                       | -                      | 14  | 16    | 6     | 36                     |
| Kantor Kesbangpol                 | -                      | 3   | 8     | 1     | 12                     |
| RSUD Limpung                      | -                      | 10  | 34    | 3     | 47                     |
| RSUD Batang                       | 5                      | 41  | 269   | 26    | 341                    |
| Satpol PP                         | 5                      | 26  | 21    | 5     | 57                     |
| BPBD                              | 1                      | 2   | 6     | 2     | 11                     |
| Disdikbud                         | 39                     | 476 | 1 474 | 2 065 | 4 054                  |
| Dinas Kesehatan                   | 8                      | 353 | 458   | 36    | 855                    |
| Dinas Perhubungan                 | 8                      | 34  | 11    | 5     | 58                     |
| DISPARPORA                        | 1                      | 15  | 16    | 3     | 35                     |
| DPU dan PR                        | 33                     | 68  | 45    | 4     | 150                    |
| Disperindagkop dan UKM            | 27                     | 43  | 29    | 6     | 105                    |
| Disdukcapil                       | 1                      | 16  | 22    | 6     | 45                     |
| Dinas Sosial                      | 1                      | 10  | 8     | 4     | 23                     |



**Tabel** 2.2.4 **Lanjutan**  
**Table** **Continued**

| Unit Kerja<br><i>Working Unit</i> | Golongan/ <i>Group</i> |     |       |       | Jumlah<br><i>Total</i> |       |
|-----------------------------------|------------------------|-----|-------|-------|------------------------|-------|
|                                   | I                      | II  | III   | IV    |                        |       |
| (1)                               | (2)                    | (3) | (4)   | (5)   | (6)                    |       |
| Dislutkanak                       | 4                      | 18  | 27    | 7     | 56                     |       |
| Dispaperta                        | 1                      | 9   | 64    | 31    | 105                    |       |
| DLH                               | 21                     | 17  | 16    | 7     | 61                     |       |
| DPRKP                             | 1                      | 10  | 19    | 5     | 35                     |       |
| Diskominfo                        | 1                      | 12  | 14    | 4     | 31                     |       |
| DP3AP2KB                          | 2                      | 12  | 80    | 18    | 112                    |       |
| Dispermades                       | -                      | 8   | 15    | 5     | 28                     |       |
| Kec. Wonotunggal                  | -                      | 6   | 7     | 2     | 15                     |       |
| Kec. Bandar                       | -                      | 13  | 8     | 1     | 22                     |       |
| Kec. Blado                        | 1                      | 8   | 7     | 2     | 18                     |       |
| Kec. Reban                        | -                      | 10  | 5     | 3     | 18                     |       |
| Kec. Bawang                       | -                      | 8   | 6     | 2     | 16                     |       |
| Kec. Tersono                      | 1                      | 7   | 6     | 2     | 16                     |       |
| Kec. Gringsing                    | -                      | 8   | 7     | 1     | 16                     |       |
| Kec. Limpung                      | 1                      | 6   | 5     | 2     | 14                     |       |
| Kec. Subah                        | 1                      | 6   | 9     | 1     | 17                     |       |
| Kec. Tulis                        | -                      | 7   | 8     | 2     | 17                     |       |
| Kec. Batang                       | 3                      | 28  | 56    | 3     | 90                     |       |
| Kec. Warungasem                   | -                      | 8   | 7     | 3     | 18                     |       |
| Kec. Kandeman                     | -                      | 8   | 6     | 3     | 17                     |       |
| Kec. Pecalungan                   | 1                      | 7   | 6     | 2     | 16                     |       |
| Kec. Banyuputih                   | -                      | 7   | 6     | 2     | 15                     |       |
| Jumlah/ <i>Total</i>              | 2017                   | 175 | 1 425 | 3 029 | 2 348                  | 6 977 |
|                                   | 2016                   | 244 | 1 493 | 3 159 | 2 673                  | 7 569 |
|                                   | 2015                   | 274 | 1 629 | 3 169 | 2 787                  | 7 859 |
|                                   | 2014                   | 341 | 1 706 | 2 868 | 2 914                  | 7 829 |

Sumber : Badan Kepegawaian Daerah  
Source : *Regional Employment Office*

**Tabel 2.2.5** Jumlah CPNS/PNS Daerah Menurut Menurut Unit Kerja dan Kelompok Umur di Kabupaten Batang, 2017  
**Table** *Number of Civil Servants Regional Government by Working Unit and Age Group in Batang Regency, 2017*

| Unit Kerja<br><i>Working Unit</i> | Kelompok Umur/ <i>Age Group</i> |       |       |       |       |       |       |       |       | Jumlah<br><i>Total</i> |
|-----------------------------------|---------------------------------|-------|-------|-------|-------|-------|-------|-------|-------|------------------------|
|                                   | ≤ 20                            | 21-25 | 26-30 | 31-35 | 36-40 | 41-45 | 46-50 | 51-55 | 55+   |                        |
| (1)                               | (2)                             | (3)   | (4)   | (5)   | (6)   | (7)   | (8)   | (9)   | (10)  | (11)                   |
| Sekretariat Daerah                | -                               | -     | 3     | 16    | 20    | 17    | 23    | 22    | 18    | 119                    |
| Sekretariat DPRD                  | -                               | -     | 2     | 1     | 2     | 7     | 9     | 4     | 7     | 32                     |
| Bapelitbang                       | -                               | -     | 3     | 1     | 6     | 8     | 5     | 9     | 3     | 35                     |
| Inspektorat                       | -                               | -     | 1     | 5     | 10    | 6     | 4     | 15    | 4     | 45                     |
| BKD                               | -                               | -     | 1     | 5     | 8     | 4     | 9     | 4     | 2     | 33                     |
| BPKPAD                            | -                               | -     | 1     | 6     | 20    | 18    | 18    | 24    | 5     | 92                     |
| DPMPTSP dan Naker                 | -                               | -     | 2     | 3     | 6     | 6     | 7     | 10    | 5     | 39                     |
| Disperpuska                       | -                               | -     | 1     | 4     | 5     | 8     | 5     | 8     | 5     | 36                     |
| Kantor Kesbangpol                 | -                               | 2     | -     | 1     | 1     | 2     | 2     | 3     | 1     | 12                     |
| RSUD Limpung                      | -                               | -     | 3     | 9     | 15    | 14    | 5     | 1     | -     | 47                     |
| RSUD Batang                       | -                               | -     | 6     | 52    | 126   | 77    | 36    | 29    | 15    | 341                    |
| Satpol PP                         | -                               | -     | 2     | 3     | 9     | 9     | 13    | 13    | 8     | 57                     |
| BPBD                              | -                               | -     | -     | -     | 1     | 5     | 3     | 2     | -     | 11                     |
| Disdikbud                         | -                               | -     | 37    | 320   | 449   | 361   | 660   | 1 046 | 1 181 | 4 054                  |
| Dinas Kesehatan                   | -                               | -     | 38    | 242   | 139   | 142   | 140   | 118   | 36    | 855                    |
| Dinas Perhubungan                 | -                               | -     | 2     | 1     | 10    | 10    | 11    | 16    | 8     | 58                     |
| DISPARPORA                        | -                               | -     | 2     | 1     | 6     | 10    | 6     | 6     | 4     | 35                     |
| DPU dan PR                        | -                               | -     | 3     | 6     | 15    | 27    | 41    | 46    | 12    | 150                    |
| Disperindagkop dan UKM            | -                               | -     | 1     | -     | 7     | 14    | 29    | 38    | 16    | 105                    |
| Disdukcapil                       | -                               | 1     | 1     | 7     | 7     | 4     | 7     | 9     | 9     | 45                     |
| Dinas Sosial                      | -                               | -     | -     | 2     | 1     | 3     | 3     | 8     | 6     | 23                     |

**Tabel 2.2.5 Lanjutan**  
**Table Continued**

| Unit Kerja<br><i>Working Unit</i> | Kelompok Umur/ <i>Age Group</i> |       |       |       |       |       |       |       |       | Jumlah<br><i>Total</i> |
|-----------------------------------|---------------------------------|-------|-------|-------|-------|-------|-------|-------|-------|------------------------|
|                                   | ≤ 20                            | 21-25 | 26-30 | 31-35 | 36-40 | 41-45 | 46-50 | 51-55 | 55+   |                        |
| (1)                               | (2)                             | (3)   | (4)   | (5)   | (6)   | (7)   | (8)   | (9)   | (10)  | (11)                   |
| Dislutkanak                       | -                               | -     | 3     | 4     | 13    | 3     | 11    | 12    | 10    | 56                     |
| Dispaperta                        | -                               | -     | 1     | 18    | 16    | 14    | 7     | 29    | 20    | 105                    |
| DLH                               | -                               | -     | 1     | 1     | 9     | 14    | 16    | 13    | 7     | 61                     |
| DPRKP                             | -                               | -     | -     | 1     | 2     | 6     | 15    | 7     | 4     | 35                     |
| Diskominfo                        | -                               | -     | 1     | 3     | 2     | 3     | 7     | 8     | 7     | 31                     |
| DP3AP2KB                          | -                               | -     | -     | 14    | 12    | 9     | 18    | 31    | 28    | 112                    |
| Dispermades                       | -                               | -     | -     | -     | 7     | 3     | 5     | 7     | 6     | 28                     |
| Kec. Wonotunggal                  | -                               | -     | -     | 1     | 2     | 1     | 4     | 5     | 2     | 15                     |
| Kec. Bandar                       | -                               | -     | -     | 3     | 2     | 4     | 6     | 6     | 1     | 22                     |
| Kec. Blado                        | -                               | -     | -     | 1     | -     | 1     | 6     | 8     | 2     | 18                     |
| Kec. Reban                        | -                               | -     | -     | -     | 1     | 2     | 7     | 3     | 5     | 18                     |
| Kec. Bawang                       | -                               | -     | -     | -     | 1     | 1     | 5     | 9     | -     | 16                     |
| Kec. Tersono                      | -                               | -     | -     | -     | -     | 2     | 2     | 10    | 2     | 16                     |
| Kec. Gringsing                    | -                               | -     | -     | -     | -     | 6     | 1     | 7     | 2     | 16                     |
| Kec. Limpung                      | -                               | -     | -     | -     | -     | 3     | 2     | 6     | 3     | 14                     |
| Kec. Subah                        | -                               | -     | 1     | 1     | 1     | -     | 4     | 4     | 6     | 17                     |
| Kec. Tulis                        | -                               | -     | -     | -     | 1     | 2     | 8     | 5     | 1     | 17                     |
| Kec. Batang                       | -                               | -     | 3     | 4     | 4     | 9     | 19    | 32    | 19    | 90                     |
| Kec. Warungasem                   | -                               | -     | -     | 3     | 2     | 3     | 3     | 3     | 4     | 18                     |
| Kec. Kandeman                     | -                               | -     | 1     | -     | -     | 1     | 4     | 8     | 3     | 17                     |
| Kec. Pecalungan                   | -                               | -     | 1     | -     | -     | -     | 6     | 5     | 4     | 16                     |
| Kec. Banyuputih                   | -                               | -     | -     | 1     | -     | 2     | 6     | 4     | 2     | 15                     |
| Jumlah/ <i>Total</i> 2017         | -                               | 3     | 121   | 740   | 938   | 841   | 1 198 | 1 653 | 1 483 | 6 977                  |
| 2016                              | -                               | 8     | 209   | 740   | 1 020 | 941   | 1 447 | 1 839 | 1 365 | 7 569                  |
| 2015                              | -                               | 13    | 303   | 799   | 1 006 | 988   | 1 515 | 1 887 | 1 348 | 7 859                  |
| 2014                              | -                               | 3     | 391   | 762   | 932   | 1 050 | 1 626 | 2 012 | 1 053 | 7 829                  |

Sumber : Badan Kepegawaian Daerah  
Source : Regional Employment Office

**Tabel 2.2.6 Jumlah Peserta Diklat Teknis dan Sejenisnya melalui Badan Kepegawaian Daerah Kabupaten Batang, 2017**  
**Number of Technical Training and Similar Participants by Regional Employment Office Batang Regency, 2017**

| Jenis Diklat/Kursus/Pelatihan/Tugas Belajar<br><i>Kind of Training/Courses/Study</i>      | Jumlah Peserta<br><i>Number of Attendance</i> |
|---|---|
| (1)   | (2)   |
| 01 Diklat Dasar Satpol PP Pola 150 jam Angkatan I   | 4   |
| 02 DT Pengembangan Populasi Sapi melalui UPSUS SIWAB                                      | 2   |
| 03 Pelatihan Inseminasi Buatan Pengembangan Populasi Sapi melalui UPSUS SIWAB             | 1   |
| 04 Pelatihan Manajemen Persuratan Elektronik (Aplikase E-Surat)                           | 2   |
| 05 Bimbingan Teknis Penyusunan Angka Kredit bagi Arsiparis dan Calon Arsiparis            | 2   |
| 06 DT Penanggulangan dan Pengendalian Penyakit Hewan Menular bagi Petugas Angkatan I      | 2   |
| 07 Diklat Dasar Satpol PP Pola 150 jam  | 1   |
| 08 Bimtek/Ujian Nasional Sertifikasi Keahlian Pengadaan Jasa Pemerintah Berbasis Komputer | 1   |
| 09 Diklat Dasar Pengawas Bibit Ternak Ahli  | 1   |
| 10 DT Perencanaan dan Penganggaran Angkatan I   | 1   |
| 11 Pelatihan Penegakan Disiplin ASN   | 1   |
| 12 Diklat Dasar Manajemen Bencana Angkatan I  | 1   |
| 13 Pelatihan Penyusunan LKP Berbasih Akrual Permendagri 64 Thn 2013                       | 1   |
| 14 Diklat Teknis Perencanaan Pembangunan Angkatan I                                       | 1   |
| 15 Pendidikan Teknis Pemerintahan bagi Camat Pola 300 JP                                  | 1   |
| 16 Diklat Teknis Bendahara Keuangan Daerah Angkatan II                                    | 1   |
| 17 Diklat Teknis SAKIP  | 1   |
| 18 Diklat Teknis Perancang Perundang-Undangan II  | 1   |

**Tabel**      **2.2.6**      **Lanjutan**  
**Table**                      **Continued**

|    | Jenis Diklat/Kursus/Pelatihan/Tugas Belajar<br><i>Kind of Training/Courses/Study</i> | Jumlah Peserta<br><i>Number of Attendance</i> |
|----|--|---|
|    | (1)  | (2)   |
| 19 | Diklat Teknis Analisa Jabatan II   | 1   |
| 20 | Diklat Budidaya Cabai Merah  | 2   |
| 21 | Diklat Teknis Pendampingan Sertifikasi Organik Tanaman Pangan                        | 1   |
| 22 | Diklat Kesehatan Kerja bagi Petugas Kesehatan  | 1   |
| 23 | Diklat Teknis Pengelolaan Aset   | 1   |
| 24 | Diklat Peningkatan Kinerja Penyuluh Sosial Penanggulangan Kemiskinan                 | 1   |
| 25 | Diklat Teknis Pranata Humas  | 1   |
| 26 | Diklat Teknis Akuntansi Berbasis Akrual II   | 1   |
| 27 | DT SAKIP II  | 1   |
| 28 | DT Deteksi Dini  | 1   |
| 29 | DT Manajemen Lalu Lintas   | 1   |
| 30 | Diklat Dasar Satpol PP Angkatan II   | 1   |
| 31 | DT Bahasa Inggris  | 1   |
| 32 | DT Penyusutan Arsip  | 1   |
| 33 | DT Pengembangan Teknologi Perikanan Berbasis Ketahanan dan Keamanan                  | 1   |
| 34 | Bimtek Metode Penyusunan Jenis Jabatan ASN   | 1   |
| 35 | Diklat Dasar APHP Ahli   | 2   |
| 36 | Diklat Distric Food Inspector (Pengawas Pangan Daerah)                               | 1   |
| 37 | Diklat Dasar Fungsional Penyuluh Pertanian Ahli Angkatan I                           | 3   |

GOVERNMENT

**Tabel** 2.2.6 **Lanjutan**  
**Table** **Continued**

| Jenis Diklat/Kursus/Pelatihan/Tugas Belajar<br><i>Kind of Training/Courses/Study</i> |   | Jumlah Peserta<br><i>Number of Attendance</i> |
|--|---|---|
| (1)  |   | (2)   |
| 38   | Diklat Fungsional Pengawas Penyelenggaraan Urusan Pemda (P2UPD)           | 1   |
| 39   | DF Penjurangan Perencana Tk. Madya Angkatan 17                            | 1   |
| 40   | Diklat Penyuluh Keamanan Pangan   | 1   |
| 41   | Diklat Dasar Jabfung Pengawas Perikanan Bidang Pembudidayaan Tingkat Ahli | 1   |
| 42   | Diklat Fungsional Analisis Kepegawaian Keahlian Angkatan I                | 1   |
| 43   | Diklat Audit Pengelolaan PAD  | 3   |
| 44   | Diklat Dasar Fungsional Penyuluh Pertanian Ahli Angkatan II               | 1   |
| 45   | TOT Monitoring dan Evaluasi PATEN   | 1   |
| Jumlah/Total   |   | 57  |
|  |   | 2016  |
|  |   | 171   |

Sumber : Badan Kepegawaian Daerah

Source : *Regional Employment Office*

### 2.3 HASIL PEMILU /ELECTION VOICE RESULT

**Tabel 2.3.1 Hasil Penghitungan Suara Pemilu 2014 Menurut Daerah Pemilihan dan Partai di Kabupaten Batang**  
**Number of Legislative Election Voice Result 2014 by Local Council and Parties in Batang Regency**

| Nama Partai<br><i>Parties</i>            | Daerah Pemilihan/ <i>Local Council</i> |             |             |             |             | Jumlah<br><i>Total</i> |
|--|--|-------------|-------------|-------------|-------------|------------------------|
|  | Batang<br>1                            | Batang<br>2 | Batang<br>3 | Batang<br>4 | Batang<br>5 |                        |
| (1)                                      | (2)                                    | (3)         | (4)         | (5)         | (6)         | (7)                    |
| 01 Partai NASDEM                         | 2 914                                  | 6 816       | 13 117      | 3 623       | 6 705       | 33 175                 |
| 02 Partai Kebangkitan Bangsa             | 11 781                                 | 9 921       | 15 581      | 12 755      | 17 801      | 67 839                 |
| 03 Partai Keadilan Sejahtera             | 4 466                                  | 2 959       | 6 169       | 3 050       | 3 626       | 20 270                 |
| 04 Partai Demokrasi Indonesia Perjuangan | 17 333                                 | 16 184      | 22 854      | 13 296      | 14 462      | 84 129                 |
| 05 Partai GOLKAR                         | 9 798                                  | 10 074      | 5 633       | 10 346      | 9 821       | 45 672                 |
| 06 Partai Gerindra                       | 9 138                                  | 14 092      | 10 251      | 10 090      | 8 362       | 51 933                 |
| 07 Partai Demokrat                       | 5 553                                  | 14 339      | 4 191       | 3 772       | 7 558       | 35 413                 |
| 08 Partai Amanat Nasional                | 2 679                                  | 2 985       | 6 819       | 5 696       | 4 163       | 22 342                 |
| 09 Partai Persatuan Pembangunan          | 2 794                                  | 9 618       | 14 800      | 99 980      | 8 529       | 45 721                 |

**Tabel 2.3.1 Lanjutan**  
**Table Continued**

|                      | Nama Partai<br><i>Parties</i>                             | Daerah Pemilihan/ <i>Electoral Subdistrict</i> |             |             |             |             | Jumlah<br><i>Total</i> |
|----------------------|---|--|-------------|-------------|-------------|-------------|------------------------|
|                      |   | Batang<br>1                                    | Batang<br>2 | Batang<br>3 | Batang<br>4 | Batang<br>5 |                        |
|                      |   | (1)  | (2)         | (3)         | (4)         | (5)         |                        |
| 10                   | Partai HANURA   | 2 929  | 8 478       | 1 933       | 3 344       | 3 777       | 20 461                 |
| 11                   | Partai Bulan<br>Bintang                                   | 159  | 346         | 248         | 210         | 245         | 1 208                  |
| 12                   | Partai Keadilan<br>Keadilan dan<br>Persatuan<br>Indonesia | 202  | 192         | 161         | 122         | 101         | 778                    |
| Jumlah/ <i>Total</i> |   | 69 746   | 96 004      | 101 757     | 76 284      | 85 150      | 428 941                |

Keterangan / *Note:*

- Batang 1 : Kec. Batang
- Batang 2 : Kec. Tulis dan Subah, Kandeman dan Pecalungan
- Batang 3 : Kec. Limpung, Tersono, Gringsing dan Banyuputih
- Batang 4 : Kec. Bawang, Reban dan Blado
- Batang 5 : Kec. Bandar, Wonotunggal dan Warungasem

Sumber : Komisi Pemilihan Umum Kabupaten Batang

Source : *General Election Commissions of Batang Regency*



**Tabel 2.3.2 Hasil Perolehan Suara Pemilu 2014 untuk DPRD Kabupaten, Propinsi, dan DPR-RI Menurut Partai di Kabupaten Batang**  
***Number of Legislative Election Voice Result 2014 for Local Council in Regency, Province and National Level by Parties in Batang Regency***

|    | Nama Partai<br><i>Parties</i>                    | DPRD<br>Kabupaten<br><i>Local Council in<br/>Regency Level</i> | DPRD Propinsi<br><i>Local Council<br/>in Province<br/>Level</i> | DPR-RI<br><i>House of<br/>Representative</i> |
|----|--|--|---|--|
|    | (1)  | (2)  | (3)   | (4)  |
| 01 | Partai NASDEM                                    | 33 175   | 25 458  | 26 372                                       |
| 02 | Partai Kebangkitan Bangsa                        | 67 839   | 54 858  | 68 541                                       |
| 03 | Partai Keadilan Sejahtera                        | 20 270   | 17 269  | 18 337                                       |
| 04 | Partai Demokrasi Indonesia Perjuangan            | 84 129   | 66 873  | 65 934                                       |
| 05 | Partai GOLKAR                                    | 45 672   | 51 048  | 67 728                                       |
| 06 | Partai Gerindra                                  | 51 933   | 36 143  | 32 487                                       |
| 07 | Partai Demokrat                                  | 35 413   | 22 213  | 23 716                                       |
| 08 | Partai Amanat Nasional                           | 22 342   | 17 692  | 20 200                                       |
| 09 | Partai Persatuan Pembangunan                     | 45 721   | 44 754  | 30 744                                       |
| 10 | Partai HANURA                                    | 20 461   | 21 551  | 12 713                                       |
| 11 | Partai Bulan Bintang                             | 1 208  | 1 452   | 1 377  |
| 12 | Partai Keadilan Keadilan dan Persatuan Indonesia | 778  | 822   | 897  |
|    | <i>Jumlah/Total</i>                              | 428 941  | 360 133   | 369 046                                      |

Sumber : Komisi Pemilihan Umum Kabupaten Batang  
 Source : *General Election Commissions of Batang Regency*

**Tabel 2.3.3 Hasil Perolehan Suara dan Kursi Pemilu 2014 untuk DPRD Kabupaten di Kabupaten Batang**  
**Number of Legislative Election Voice and Seats Result 2014 for Local Council Regency in Batang Regency**

|    | Nama Partai<br><i>Parties</i>                    | Perolehan Suara<br><i>Voice Result</i> | Perolehan Kursi<br><i>Seats Result</i> |
|----|--|--|--|
|    | (1)  | (2)                                    | (3)                                    |
| 01 | Partai NASDEM                                    | 33 175                                 | 3                                      |
| 02 | Partai Kebangkitan Bangsa                        | 67 839                                 | 8                                      |
| 03 | Partai Keadilan Sejahtera                        | 20 270                                 | 2                                      |
| 04 | Partai Demokrasi Indonesia Perjuangan            | 84 129                                 | 10                                     |
| 05 | Partai GOLKAR                                    | 45 672                                 | 5                                      |
| 06 | Partai Gerindra                                  | 51 933                                 | 5                                      |
| 07 | Partai Demokrat                                  | 35 413                                 | 5                                      |
| 08 | Partai Amanat Nasional                           | 45 721                                 | 2                                      |
| 09 | Partai Persatuan Pembangunan                     | 20 461                                 | 4                                      |
| 10 | Partai HANURA                                    | 3 777                                  | 1                                      |
| 11 | Partai Bulan Bintang                             | 245                                    | -                                      |
| 12 | Partai Keadilan Keadilan dan Persatuan Indonesia | 101                                    | -                                      |
|    | <i>Jumlah/Total</i>                              | 428 941                                | 45                                     |

Sumber : Komisi Pemilihan Umum Kabupaten Batang  
 Source : *General Election Commissions of Batang Regency*

**Tabel 2.3.4 Jumlah Pemilih dan Pengguna Hak Pilih Pemilu 2014 Menurut Kecamatan di Kabupaten Batang**  
**Number of Voters and User Right Select of Local Council 2014 by Subdistrict in Batang Regency**

| Kecamatan<br>Subdistrict | Pemilih<br>Voters | Pengguna Hak Pilih/Voters and User Right |                                    |                 |
|--------------------------|-------------------|--|------------------------------------|-----------------|
|                          |                   | Suara Sah<br>Valid Votes                 | Suara Tidak Sah<br>Not Valid Votes | Jumlah<br>Total |
| (1)                      | (2)               | (3)                                      | (4)                                | (5)             |
| 01. Wonotunggal          | 26 492            | 19 431                                   | 1 252                              | 20 683          |
| 02. Bandar               | 50 615            | 36 980                                   | 2 137                              | 39 117          |
| 03. Blado                | 32 698            | 23 833                                   | 1 693                              | 25 526          |
| 04. Reban                | 29 372            | 21 890                                   | 1 400                              | 23 290          |
| 05. Bawang               | 41 798            | 30 561                                   | 2 477                              | 33 038          |
| 06. Tersono              | 31 386            | 23 517                                   | 1 110                              | 24 627          |
| 07. Gringsing            | 48 065            | 32 550                                   | 2 081                              | 34 631          |
| 08. Limpung              | 32 983            | 25 201                                   | 1 401                              | 26 602          |
| 09. Banyuputih           | 27 192            | 20 489                                   | 973                                | 21 462          |
| 10. Subah                | 40 686            | 31 357                                   | 1 298                              | 32 655          |
| 11. Pecalungan           | 24 566            | 17 824                                   | 936                                | 18 760          |
| 12. Tulis                | 28 082            | 20 433                                   | 1 217                              | 21 650          |
| 13. Kandeman             | 36 456            | 26 390                                   | 1 844                              | 28 234          |
| 14. Batang               | 92 136            | 69 746                                   | 4 402                              | 74 148          |
| 15. Warungasem           | 37 661            | 28 739                                   | 1 545                              | 30 284          |
| Jumlah/Total             | 580 188           | 418 798                                  | 25 909                             | 454 707         |

Sumber : Komisi Pemilihan Umum Kabupaten Batang

Source : General Election Commissions of Batang Regency

**Tabel 2.3.5 Jumlah Pemilih dan Pengguna Hak Pilih Pemilu Kepala Daerah 2017 Menurut Kecamatan di Kabupaten Batang**  
**Number of Voters and User of Right to Election of Regional Head Election 2017 by Subdistrict in Batang Regency**

| Kecamatan<br>Subdistrict | Pemilih<br>Voters | Pengguna Hak Pilih/Voters and User Right |                                    |                 |
|--------------------------|-------------------|--|------------------------------------|-----------------|
|                          |                   | Suara Sah<br>Valid Votes                 | Suara Tidak Sah<br>Not Valid Votes | Jumlah<br>Total |
| (1)                      | (2)               | (3)                                      | (4)                                | (5)             |
| 01. Wonotunggal          | 27 630            | 20 014                                   | 594                                | 20 608          |
| 02. Bandar               | 53 324            | 35 842                                   | 1 192                              | 37 034          |
| 03. Blado                | 34 071            | 23 936                                   | 852                                | 24 788          |
| 04. Reban                | 30 523            | 22 908                                   | 551                                | 23 459          |
| 05. Bawang               | 23 417            | 32 204                                   | 735                                | 32 939          |
| 06. Tersono              | 32 165            | 23 850                                   | 438                                | 24 288          |
| 07. Gringsing            | 50 457            | 32 956                                   | 904                                | 33 860          |
| 08. Limpung              | 33 814            | 26 068                                   | 542                                | 26 610          |
| 09. Banyuputih           | 28 020            | 20 336                                   | 473                                | 20 809          |
| 10. Subah                | 41 565            | 30 789                                   | 913                                | 31 702          |
| 11. Pecalungan           | 25 674            | 18 089                                   | 438                                | 18 527          |
| 12. Tulis                | 28 671            | 20 130                                   | 790                                | 20 920          |
| 13. Kandeman             | 38 067            | 26 234                                   | 1 019                              | 27 253          |
| 14. Batang               | 96 056            | 70 222                                   | 3 335                              | 73 557          |
| 15. Warungasem           | 38 463            | 29 364                                   | 800                                | 30 164          |
| Jumlah/Total             | 581 917           | 432 942                                  | 13 576                             | 446 518         |

Sumber : Komisi Pemilihan Umum Kabupaten Batang  
 Source : General Election Commissions of Batang Regency

**Tabel 2.3.6 Hasil Perolehan Suara Pemilu Kepala Daerah 2017 Menurut Kecamatan di Kabupaten Batang**  
**Number of Election of Regional Head Election Results 2017 by Subdistrict in Batang Regency**

| Kecamatan<br>Subdistrict | Pasangan Calon/ Candidate Pair |         |        |       | Jumlah<br>Total |
|--------------------------|--------------------------------|---------|--------|-------|-----------------|
|                          | I                              | II      | III    | IV    |                 |
| (1)                      | (2)                            | (3)     | (4)    | (5)   | (6)             |
| 01. Wonotunggal          | 9 364                          | 7 785   | 2 541  | 324   | 20 014          |
| 02. Bandar               | 19 228                         | 12 096  | 2 203  | 2 315 | 35 842          |
| 03. Blado                | 15 717                         | 5 582   | 2 138  | 499   | 23 936          |
| 04. Reban                | 14 819                         | 6 380   | 1 541  | 168   | 22 908          |
| 05. Bawang               | 20 485                         | 8 507   | 3 022  | 190   | 32 204          |
| 06. Tersono              | 13 214                         | 6 270   | 4 203  | 163   | 23 850          |
| 07. Gringsing            | 18 205                         | 10 451  | 3 872  | 428   | 32 956          |
| 08. Limpung              | 16 917                         | 4 212   | 4 774  | 165   | 26 068          |
| 09. Banyuputih           | 14 736                         | 3 196   | 2 201  | 203   | 20 336          |
| 10. Subah                | 16 771                         | 6 324   | 7 393  | 301   | 30 789          |
| 11. Pecalungan           | 11 495                         | 4 117   | 2 306  | 171   | 18 089          |
| 12. Tulis                | 11 889                         | 5 972   | 1 716  | 553   | 20 130          |
| 13. Kandeman             | 14 598                         | 9 671   | 1 577  | 388   | 26 234          |
| 14. Batang               | 33 943                         | 20 863  | 13 920 | 1 496 | 70 222          |
| 15. Warungasem           | 13 800                         | 5 499   | 9 825  | 240   | 29 364          |
| Jumlah/Total             | 245 181                        | 116 925 | 63 232 | 7 604 | 432 942         |

Pasangan Calon Bupati/Wakil Bupati/ Candidate Pair Regent and Vice Regent:

- I H. Wihaji, S.Ag, M.Pd. dan Suyono, S.IP, M.Si.
- II dr. Lafran Pancaputranto, Sp.OG (K) dan H. Nurhaji Slamet Urip
- III AS. Burhan, S.Ag dan Acara Ariani, S.Psi
- IV Akhmad Faizin, ST dan Erna Yuniwati

Sumber : Komisi Pemilihan Umum Kabupaten Batang

Source : General Election Commissions of Batang Regency

## 2.4 DEWAN PERWAKILAN RAKYAT DAERAH/*REGIONAL PARLIAMENT*

**Tabel 2.4.1 Banyaknya Anggota DPRD Kabupaten Batang Menurut Fraksi dan Jenis Kelamin, 2017**  
***Number of Members Regional Parliament of Batang Regency by Fraction and Sex, 2017***

| Fraksi<br><i>Fraction</i> | Laki-laki<br><i>Man</i> | Perempuan<br><i>Female</i> | Jumlah<br><i>Total</i> |
|---------------------------|-------------------------|----------------------------|------------------------|
| (1)                       | (2)                     | (3)                        | (4)                    |
| 1. PDI Perjuangan         | 9                       | 1                          | 10                     |
| 2. Golkar                 | 4                       | 2                          | 6                      |
| 3. Kebangkitan Bangsa     | 9                       | 2                          | 11                     |
| 4. Demokrat               | 4                       | 1                          | 5                      |
| 5. Gerindra               | 3                       | 2                          | 5                      |
| 6. PPP                    | 3                       | 1                          | 4                      |
| 7. PAN PKS                | 4                       | -                          | 4                      |
| <b>Jumlah/Total</b>       | <b>36</b>               | <b>9</b>                   | <b>45</b>              |

Keterangan / *Note* :

Fraksi Golkar terdiri dari Partai Golkar dan Partai Hanura  
 Fraksi Kebangkitan Bangsa terdiri dari PKB dan Partai Nasdem  
 Fraksi PAN PKS terdiri dari PAN dan PKS

Sumber : DPRD Kabupaten Batang  
 Source : *Regional Parliament of Batang Regency*

**Tabel 2.4.2 Banyaknya Anggota DPRD Kabupaten Batang Menurut Komisi dan Jenis Kelamin, 2017**  
***Number of Members Regional Parliament of Batang Regency by Commition and Sex, 2017***

| Komisi<br><i>Commition</i>                            | Laki-laki<br><i>Man</i> | Perempuan<br><i>Female</i> | Jumlah<br><i>Total</i> |
|---|-------------------------|----------------------------|------------------------|
| (1)   | (2)                     | (3)                        | (4)                    |
| Komisi A<br>(Bidang Pemerintahan)                     | 8                       | 3                          | 11                     |
| Komisi B<br>(Bidang Ekonomi dan Kesejahteraan Rakyat) | 10                      | 2                          | 12                     |
| Komisi C<br>(Bidang Keuangan)                         | 10                      | 1                          | 11                     |
| Komisi D<br>(Bidang Pembangunan)                      | 8                       | 3                          | 11                     |
| <i>Jumlah/Total</i>                                   | 36                      | 9                          | 45                     |

Sumber : DPRD Kabupaten Batang  
*Source : Regional Parliament of Batang Regency*

**Tabel 2.4.3 Banyaknya Anggota DPRD Kabupaten Batang Menurut Fraksi, Pimpinan dan Komisi, 2017**  
**Number of Members Regional Parliament of Batang Regency by Fraction, Leader and Commission, 2017**

| Pimpinan Dewan dan Komisi<br><i>Parliament Leader and Commission</i> | Fraksi/Fraction |          |                      |            |
|--|-----------------|----------|----------------------|------------|
|  | F.PDIP          | F.GOLKAR | F.KEBANGKITAN BANGSA | F.DEMOKRAT |
| (1)  | (2)             | (3)      | (4)                  | (5)        |
| Pimpinan   | 3               | -        | -                    | 1          |
| Komisi A<br>(Bidang Pemerintahan)                                    | 1               | 2        | 3                    | 1          |
| Komisi B<br>(Bidang Ekonomi dan Kesejahteraan Rakyat)                | 3               | 1        | 3                    | 1          |
| Komisi C<br>(Bidang Keuangan)  | 2               | 1        | 3                    | 1          |
| Komisi D<br>(Bidang Pembangunan)                                     | 1               | 2        | 2                    | 1          |
| <b>Jumlah/Total</b>  | <b>10</b>       | <b>6</b> | <b>11</b>            | <b>5</b>   |



**Tabel 2.4.3 Lanjutan**  
**Table Continued**

| Pimpinan Dewan<br>dan Komisi<br><i>Parliament Leader<br/>and Comission</i> | Fraksi/ <i>Fraction</i> |          |           | Jumlah<br><i>Total</i> |
|--|-------------------------|----------|-----------|------------------------|
|  | F.GERINDRA              | F.PPP    | F.PAN PKS |                        |
| (1)  | (6)                     | (7)      | (8)       | (9)                    |
| Pimpinan   | -                       | -        | -         | 4                      |
| Komisi A<br>(Bidang Pemerintahan)  | 1                       | 1        | 1         | 10                     |
| Komisi B<br>(Bidang Ekonomi dan<br>Kesejahteraan Rakyat)                   | 1                       | 1        | 1         | 11                     |
| Komisi C<br>(Bidang Keuangan)  | 1                       | 1        | 1         | 10                     |
| Komisi D<br>(Bidang Pembangunan)   | 2                       | 1        | 1         | 10                     |
| <b>Jumlah/<i>Total</i></b>   | <b>5</b>                | <b>4</b> | <b>4</b>  | <b>45</b>              |

Sumber : DPRD Kabupaten Batang

Source : *Regional Parliament of Batang Regency*

**Tabel 2.4.4 Banyaknya Sidang yang Telah Dilaksanakan DPRD Kabupaten Batang Menurut Jenis dan Bulan, 2017**  
**Number of Executed Sessions Regional Parliament of Batang Regency by Kind of Meeting and Month, 2017**

|                     | <i>Bulan<br/>Month</i> | <i>Jenis Sidang / Kind of Meeting</i> |                     |                     |                     |                     | <i>Pimp.<br/>DPRD</i> |
|---------------------|------------------------|---------------------------------------|---------------------|---------------------|---------------------|---------------------|-----------------------|
|                     |                        | <i>Paripurna<br/>DPRD</i>             | <i>Komisi<br/>A</i> | <i>Komisi<br/>B</i> | <i>Komisi<br/>C</i> | <i>Komisi<br/>D</i> |                       |
|                     | (1)                    | (2)                                   | (3)                 | (4)                 | (5)                 | (6)                 | (7)                   |
| 01                  | Januari                | 3                                     | 5                   | 8                   | 8                   | 8                   | 1                     |
| 02                  | Februari               | 2                                     | -                   | 1                   | 1                   | 1                   | -                     |
| 03                  | Maret                  | 2                                     | 4                   | 5                   | 8                   | 1                   | 1                     |
| 04                  | April                  | 2                                     | -                   | -                   | 4                   | 1                   | -                     |
| 05                  | Mei                    | 1                                     | 2                   | -                   | 2                   | 2                   | -                     |
| 06                  | Juni                   | 3                                     | -                   | 1                   | 1                   | -                   | 1                     |
| 07                  | Juli                   | 3                                     | 3                   | 3                   | 3                   | 3                   | 1                     |
| 08                  | Agustus                | 11                                    | 1                   | 1                   | 1                   | 1                   | -                     |
| 09                  | September              | 4                                     | 5                   | 5                   | 5                   | 5                   | -                     |
| 10                  | Oktober                | 8                                     | 5                   | 5                   | 5                   | 5                   | 1                     |
| 11                  | Nopember               | 3                                     | 1                   | 1                   | 1                   | 1                   | 2                     |
| 12                  | Desember               | -                                     | 1                   | 1                   | 1                   | 1                   | -                     |
| <i>Jumlah/Total</i> | 2017                   | 42                                    | 27                  | 31                  | 40                  | 29                  | 7                     |
|                     | 2016                   | 26                                    | 23                  | 22                  | 20                  | 19                  | 4                     |
|                     | 2015                   | 29                                    | 18                  | 12                  | 11                  | 8                   | 4                     |
|                     | 2014                   | 36                                    | 31                  | 31                  | 30                  | 31                  | 6                     |

**Tabel 2.4.4 Lanjutan**  
**Table Continued**

|                      | <i>Bulan<br/>Month</i> | <i>Jenis Sidang / Kind of Meeting</i> |     |      |      |            |        |        |
|----------------------|------------------------|---------------------------------------|-----|------|------|------------|--------|--------|
|                      |                        | Banmus                                | BA  | BL   | BK   | Konsultasi | Fraksi | Pansus |
|                      | (1)                    | (8)                                   | (9) | (10) | (11) | (12)       | (13)   | (14)   |
| 01                   | Januari                | 1                                     | -   | -    | -    | 30         | 1      | -      |
| 02                   | Februari               | 1                                     | -   | 1    | -    | 11         | -      | -      |
| 03                   | Maret                  | 1                                     | -   | 1    | -    | 27         | -      | -      |
| 04                   | April                  | -                                     | -   | -    | -    | 17         | -      | 1      |
| 05                   | Mei                    | 1                                     | -   | -    | -    | 21         | -      | -      |
| 06                   | Juni                   | 1                                     | -   | -    | -    | 11         | 1      | -      |
| 07                   | Juli                   | 1                                     | 6   | -    | -    | 7          | -      | -      |
| 08                   | Agustus                | 2                                     | 3   | -    | -    | 5          | 1      | 1      |
| 09                   | September              | 1                                     | 2   | 2    | -    | 5          | -      | 2      |
| 10                   | Oktober                | -                                     | 4   | -    | -    | 5          | 2      | 1      |
| 11                   | November               | 1                                     | 2   | 3    | -    | 10         | -      | 1      |
| 12                   | Desember               | 2                                     | 1   | -    | -    | 8          | -      | -      |
| Jumlah/ <i>Total</i> | 2017                   | 12                                    | 18  | 7    | -    | 157        | 5      | 6      |
|                      | 2016                   | 16                                    | 22  | 14   | 7    | -          | 3      | 11     |
|                      | 2015                   | 13                                    | 13  | 10   | 2    | 164        | 5      | 11     |
|                      | 2014                   | 12                                    | 18  | 8    | 4    | -          | 4      | 8      |

Sumber : DPRD Kabupaten Batang

Source : Regional Parliament of Batang Regency



# BAB 3

# PENDUDUK & KETENAGAKERJAAN

Jumlah Penduduk

**756.079** jiwa

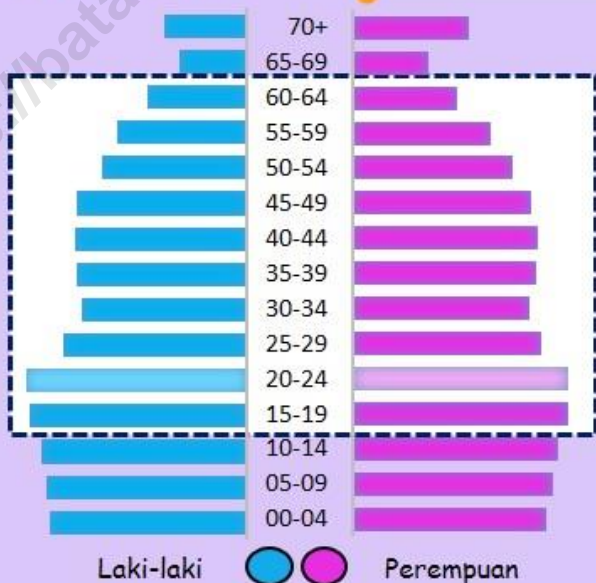


Laki-laki  
377.492  
jiwa



Perempuan  
378.587  
jiwa

Piramida Penduduk



USIA PRODUKTIF

Tahukah anda?

Penduduk Kabupaten Batang **terbanyak** berada pada rentang umur **20-24 tahun**



**PENJELASAN TEKNIS**

1. Sumber utama data kependudukan adalah sensus penduduk yang dilaksanakan setiap sepuluh tahun sekali. Sensus penduduk telah dilaksanakan sebanyak enam kali sejak Indonesia merdeka, yaitu tahun 1961, 1971, 1980, 1990, 2000, dan 2010.
2. **Penduduk Indonesia** adalah semua orang yang berdomisili di wilayah teritorial Indonesia selama 6 bulan atau lebih dan atau mereka yang berdomisili kurang dari 6 bulan tetapi bertujuan menetap.
3. **Laju pertumbuhan penduduk** adalah angka yang menunjukkan persentase pertambahan penduduk dalam jangka waktu tertentu.
4. **Kepadatan penduduk** adalah rasio banyaknya penduduk per kilometer.
5. **Rasio jenis kelamin** adalah perbandingan antara penduduk laki-laki dan penduduk perempuan pada suatu wilayah dan waktu tertentu. Biasanya dinyatakan dengan banyaknya penduduk laki-laki untuk 100 penduduk perempuan.

**TECHNICAL NOTES**

1. *The main source of demographic data is population census, which is conducted every ten years. Population Census has been conducted six times since Indonesia's independence: 1961, 1971, 1980, 1990, 2000, and 2010.*
2. ***The population of Indonesia** are all residents of the entire territory of Indonesia who have stayed for six months or longer, and those who intended to stay more than six months even though their length of stay is less than six months.*
3. ***The growth rate of population** is the number that show percentage of population growth within a specified period.*
4. ***Population density** is ratio of population per square kilometer.*
5. ***Sex ratio** is the ratio of males population to females population in a given area and time, usually expressed as the number of males for every 100 females.*

6. **Rumah tangga** adalah seseorang atau sekelompok orang yang mendiami sebagian atau seluruh bangunan fisik/sensus dan biasanya tinggal bersama serta pengelolaan makan dari satu dapur. Yang dimaksud makan dari satu dapur adalah jika pengurusan kebutuhan sehari-harinya dikelola bersama-sama menjadi satu.
7. **Lapangan usaha** adalah bidang kegiatan dari pekerjaan/tempat bekerja di mana seseorang bekerja. Klasifikasi lapangan usaha mengikuti Klasifikasi Baku Lapangan Usaha Indonesia (KBLI) dalam 1 digit.
6. **Household** is an individual or group of people living in a physical/census building unit or part of it and usually commit on a common provision for food and other essentials of living. Common provision for food means one organising daily needs for all of household members.
7. **Industry** is field of a person's activity or establishment. The classification of industries follows the Indonesia Standard Industrial Classification (KBLI) in one digit.



**ULASAN****DESCRIPTION****1. Kependudukan**

Penduduk Kabupaten Batang pada tahun 2017 mencapai 756.079 jiwa dengan komposisi 377.492 jiwa penduduk laki-laki dan 378.587 jiwa penduduk perempuan. Laju pertumbuhan penduduk di tahun 2017 sebesar 0,85 persen.

Kepadatan penduduk di Kabupaten Batang tahun 2017 mencapai 959 jiwa/km<sup>2</sup>. Kepadatan penduduk di 15 kecamatan cukup beragam dengan kepadatan penduduk tertinggi terletak di Kecamatan Batang dengan kepadatan sebesar 3.666 jiwa/km<sup>2</sup> dan terendah di Kecamatan Blado sebesar 574 jiwa/km<sup>2</sup>. Angka ketergantungan penduduk di Kabupaten Batang mencapai 45,13.

**2. Keluarga Berencana (KB)**

Banyaknya akseptor baru KB tahun 2017 sebanyak 26.815 peserta. Dengan pasangan usia subur mencapai 188.010 pasangan. Peserta KB aktif pada tahun 2017 mencapai 145.408. KB suntik dan pil masih menjadi alat KB terbanyak dipakai oleh peserta KB.

**3. Ketenagakerjaan**

Berdasarkan data Sakernas tahun 2017, jumlah angkatan kerja di Kabupaten Batang mencapai 388.307 orang dengan tingkat pengangguran mencapai 5,82 persen.

Menurut data Dinas Penanaman

**1. Population**

*The population of Batang Regency in 2017 reached 756,079 people with a composition of 377,492 male residents and 378,587 female residents. The rate of population growth in 2017 was 0.85 percent.*

*Population density in Batang Regency in 2017 reached 959 people / km<sup>2</sup>. Population density in 15 sub-districts is quite diverse with the highest population density located in Batang sub-district with a density of 3,666 people / km<sup>2</sup> and the lowest in Blado Subdistrict of 574 people / km<sup>2</sup>. The dependency rate of the population in Batang Regency reaches 45.13.*

**2. Family Planning**

*The number of new KB acceptors in 2017 was 26,815 participants. With fertile age couples reaching 188,010 couples. Active KB participants in 2017 reached 145,408. KB injections and pills are still the most contraceptive used by family planning participants.*

**3. Employment**

*Based on Sakernas data in 2017, the total workforce in Batang District reached 388,307 people with the unemployment rate reaching 5.82 percent.*

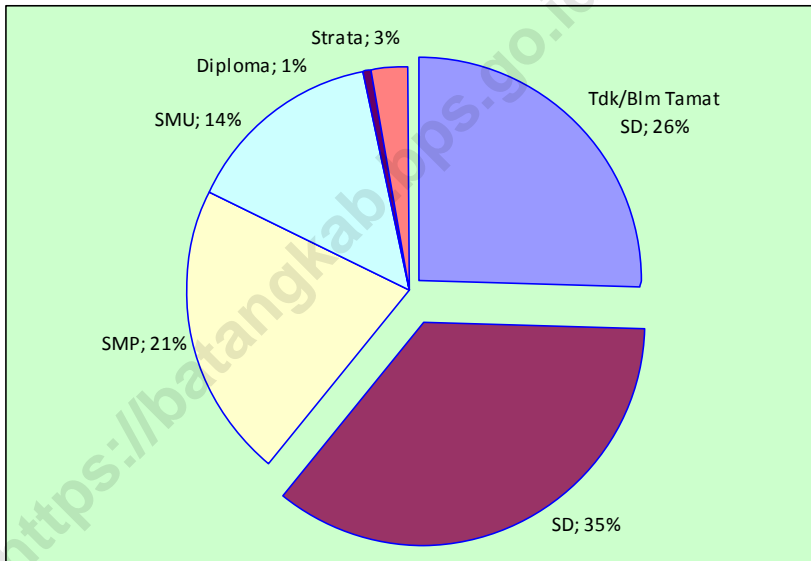
*According to data from Service of*

## POPULATION AND EMPLOYMENT

Modal, Pelayanan Terpadu Satu Pintu dan Tenaga Kerja jumlah pencari kerja terdaftar pada tahun 2017 mencapai 4.802 orang. Jumlah tersebut meliputi pencari kerja laki-laki sebanyak 2.107 orang dan pencari kerja perempuan sebanyak 2.695 orang. Di Kabupaten Batang, lowongan kerja yang tersedia tahun 2017 sebesar 1.878 orang. Lowongan ini tersedia 242 posisi untuk laki-laki dan 1.636 posisi untuk perempuan.

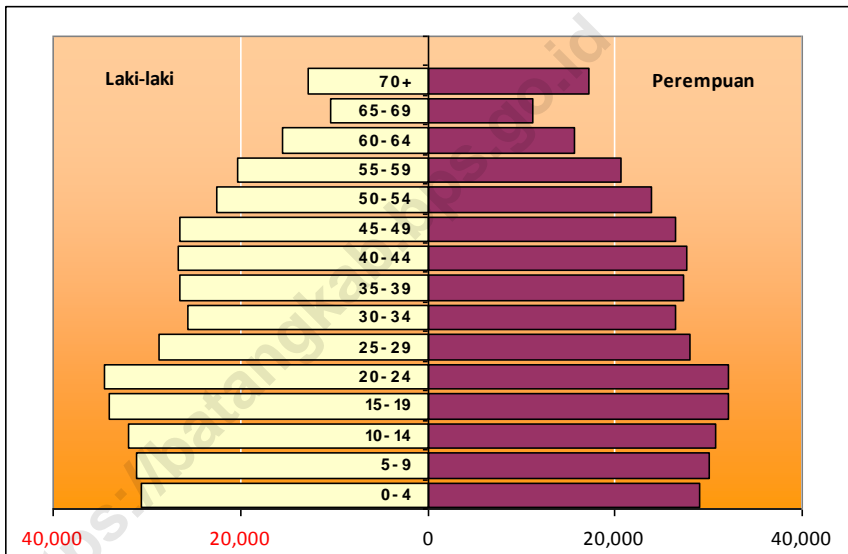
*Investment, One Stop Service and Manpower, the number of registered job seekers in 2017 reaches 4,802 people. The number includes male job seekers as much as 2,107 people and female job seekers of 2,695 people. In Batang Regency, the available vacancies in 2017 are 1,878 people. This vacancy is available 242 positions for men and 1,636 positions for women.*

**Gambar 3.1** **Persentase Penduduk Berumur 10 Tahun ke Atas Menurut Pendidikan Tertinggi yang Ditamatkan di Kabupaten Batang, 2017**  
**Figures** **Percentage of Population Aged 10 Years and Over According to the Highest Education Completed in Batang Regency, 2017**



Sumber : Survei Sosial Ekonomi Nasional 2017, BPS Kabupaten Batang  
 Source : Survey of National Social-Economic 2017, BPS-Statistics of Batang Regency

**Gambar 3.2** Piramida Penduduk Kabupaten Batang, 2017  
**Figures** *The Population Pyramid of Batang Regency, 2017*



Sumber : Proyeksi Penduduk, BPS Kabupaten Batang  
Source : Population Projection, BPS-Statistics of Batang Regency

### 3.1 KEPENDUDUKAN/*POPULATION*

**Tabel 3.1.1 Jumlah Penduduk Menurut Kecamatan, Jenis Kelamin dan Persentase di Kabupaten Batang, 2017**  
*Total Population by Subdistrict, Sex and Percentage in Batang Regency, 2017*

| Kecamatan<br><i>Subdistrict</i> | Jumlah Penduduk<br><i>Total Population</i> |                            |                        | Persentase<br><i>Percentage</i> |                            |                        |
|---------------------------------|--|----------------------------|------------------------|---------------------------------|----------------------------|------------------------|
|                                 | Laki-laki<br><i>Male</i>                   | Perempuan<br><i>Female</i> | Jumlah<br><i>Total</i> | Laki-laki<br><i>Male</i>        | Perempuan<br><i>Female</i> | Jumlah<br><i>Total</i> |
| (1)                             | (2)  | (3)                        | (4)                    | (5)                             | (6)                        | (7)                    |
| 01 Wonotunggal                  | 16 528                                     | 16 449                     | 32 977                 | 2,19                            | 2,18                       | 4,36                   |
| 02 Bandar                       | 33 913                                     | 33 596                     | 67 509                 | 4,49                            | 4,44                       | 8,93                   |
| 03 Blado                        | 22 698                                     | 22 337                     | 45 035                 | 3,00                            | 2,95                       | 5,96                   |
| 04 Reban                        | 18 988                                     | 19 070                     | 38 058                 | 2,51                            | 2,52                       | 5,03                   |
| 05 Bawang                       | 27 308                                     | 27 022                     | 54 330                 | 3,61                            | 3,57                       | 7,19                   |
| 06 Tersono                      | 19 222                                     | 19 250                     | 38 472                 | 2,54                            | 2,55                       | 5,09                   |
| 07 Gringsing                    | 30 159                                     | 29 737                     | 59 896                 | 3,99                            | 3,93                       | 7,92                   |
| 08 Limpung                      | 20 752                                     | 20 928                     | 41 680                 | 2,74                            | 2,77                       | 5,51                   |
| 09 Banyuputih                   | 17 529                                     | 17 675                     | 35 204                 | 2,32                            | 2,34                       | 4,66                   |
| 10 Subah                        | 25 830                                     | 26 489                     | 52 319                 | 3,42                            | 3,50                       | 6,92                   |
| 11 Pecalungan                   | 15 852                                     | 16 338                     | 32 190                 | 2,10                            | 2,16                       | 4,26                   |
| 12 Tulis                        | 17 749                                     | 18 051                     | 35 800                 | 2,35                            | 2,39                       | 4,73                   |
| 13 Kandeman                     | 23 886                                     | 24 296                     | 48 182                 | 3,16                            | 3,21                       | 6,37                   |
| 14 Batang                       | 62 756                                     | 63 169                     | 125 925                | 8,30                            | 8,35                       | 16,66                  |
| 15 Warungasem                   | 24 322                                     | 24 180                     | 48 502                 | 3,22                            | 3,20                       | 6,41                   |
| Jumlah/ <i>Total</i>            | 377 492                                    | 378 587                    | 756 079                | 49,93                           | 50,07                      | 100,00                 |

Sumber : Proyeksi Penduduk, BPS Kabupaten Batang

Source : *Population Projection, BPS – Statistics of Batang Regency*

**Tabel 3.1.2** **Proyeksi Penduduk Laki-laki dan Perempuan Menurut Kecamatan di Kabupaten Batang, 2013-2017**  
**Male and Female Population Projection by Subdistrict in Batang Regency, 2013-2017**

| Kecamatan<br>Subdistrict | Tahun / Year |         |         |         |         |
|--------------------------|--------------|---------|---------|---------|---------|
|                          | 2013         | 2014    | 2015    | 2016    | 2017    |
| (1)                      | (2)          | (3)     | (4)     | (5)     | (6)     |
| 01 Wonotunggal           | 31 912       | 32 215  | 32 504  | 32 715  | 32 977  |
| 02 Bandar                | 65 354       | 65 973  | 66 564  | 66 966  | 67 509  |
| 03 Blado                 | 43 492       | 43 903  | 44 296  | 44 658  | 45 035  |
| 04 Reban                 | 36 495       | 36 841  | 37 170  | 37 704  | 38 058  |
| 05 Bawang                | 52 342       | 52 838  | 53 311  | 53 859  | 54 330  |
| 06 Tersono               | 36 734       | 37 082  | 37 414  | 38 091  | 38 472  |
| 07 Gringsing             | 57 662       | 58 209  | 58 729  | 59 380  | 59 896  |
| 08 Limpung               | 39 934       | 40 312  | 40 671  | 41 287  | 41 680  |
| 09 Banyuputih            | 33 839       | 34 161  | 34 466  | 34 894  | 35 204  |
| 10 Subah                 | 50 086       | 50 560  | 51 013  | 51 826  | 52 319  |
| 11 Pecalungan            | 30 928       | 31 219  | 31 499  | 31 903  | 32 190  |
| 12 Tulis                 | 34 505       | 34 831  | 35 143  | 35 485  | 35 800  |
| 13 Kandeman              | 46 768       | 47 210  | 47 634  | 47 816  | 48 182  |
| 14 Batang                | 122 368      | 123 524 | 124 632 | 124 993 | 125 925 |
| 15 Warungasem            | 47 172       | 47 619  | 48 044  | 48 143  | 48 502  |
| Jumlah/Total             | 729 591      | 736 497 | 743 090 | 749 720 | 756 079 |

Sumber : Proyeksi Penduduk, BPS Kabupaten Batang

Source : Population Projection, BPS – Statistics of Batang Regency

**Tabel 3.1.3** **Proyeksi Penduduk Laki-laki Menurut Kecamatan di Kabupaten Batang, 2013-2017**  
**Male Population Projection by Subdistrict in Batang Regency, 2013-2017**

| Kecamatan<br>Subdistrict | Tahun / Year |         |         |         |         |
|--------------------------|--------------|---------|---------|---------|---------|
|                          | 2013         | 2014    | 2015    | 2016    | 2017    |
| (1)                      | (2)          | (3)     | (4)     | (5)     | (6)     |
| 01 Wonotunggal           | 16 002       | 16 152  | 16 297  | 16 401  | 16 528  |
| 02 Bandar                | 32 842       | 33 146  | 33 444  | 33 643  | 33 913  |
| 03 Blado                 | 21 920       | 22 124  | 22 322  | 22 509  | 22 698  |
| 04 Reban                 | 18 210       | 18 379  | 18 544  | 18 812  | 18 988  |
| 05 Bawang                | 16 323       | 26 567  | 26 806  | 27 079  | 27 308  |
| 06 Tersono               | 18 389       | 18 560  | 18 727  | 19 039  | 19 222  |
| 07 Gringsing             | 29 073       | 29 344  | 29 607  | 29 905  | 30 159  |
| 08 Limpung               | 19 906       | 20 091  | 20 270  | 20 564  | 20 752  |
| 09 Banyuputih            | 16 845       | 17 003  | 17 156  | 17 377  | 17 529  |
| 10 Subah                 | 24 737       | 24 966  | 25 191  | 25 595  | 25 830  |
| 11 Pecalungan            | 15 234       | 15 376  | 15 513  | 15 713  | 15 852  |
| 12 Tulis                 | 17 129       | 17 287  | 17 443  | 17 598  | 17 749  |
| 13 Kandeman              | 23 185       | 23 399  | 23 610  | 23 711  | 23 886  |
| 14 Batang                | 60 936       | 61 500  | 62 054  | 62 287  | 62 756  |
| 15 Warungasem            | 23 653       | 23 872  | 24 087  | 24 142  | 24 322  |
| Jumlah/Total             | 364 384      | 367 766 | 371 071 | 374 375 | 377 492 |

Sumber : Proyeksi Penduduk, BPS Kabupaten Batang

Source : Population Projection, BPS – Statistics of Batang Regency

**Tabel 3.1.4** Proyeksi Penduduk Perempuan Menurut Kecamatan di Kabupaten Batang, 2013-2017  
**Female Population Projection by Subdistrict in Batang Regency, 2013-2017**

| Kecamatan<br>Subdistrict | Tahun / Year |         |         |         |         |
|--------------------------|--------------|---------|---------|---------|---------|
|                          | 2013         | 2014    | 2015    | 2016    | 2017    |
| (1)                      | (2)          | (3)     | (4)     | (5)     | (6)     |
| 01 Wonotunggal           | 15 910       | 16 063  | 16 207  | 16 314  | 16 449  |
| 02 Bandar                | 32 512       | 32 827  | 33 120  | 33 323  | 33 596  |
| 03 Blado                 | 21 572       | 21 779  | 21 974  | 22 149  | 22 337  |
| 04 Reban                 | 18 285       | 18 462  | 18 626  | 18 892  | 19 070  |
| 05 Bawang                | 26 019       | 26 271  | 26 505  | 26 780  | 27 022  |
| 06 Tersono               | 18 345       | 18 522  | 18 687  | 19 052  | 19 250  |
| 07 Gringsing             | 28 589       | 28 865  | 29 122  | 29 475  | 29 737  |
| 08 Limpung               | 20 028       | 20 221  | 20 401  | 20 723  | 20 928  |
| 09 Banyuputih            | 16 994       | 17 158  | 17 310  | 17 517  | 17 675  |
| 10 Subah                 | 25 349       | 25 594  | 25 822  | 26 231  | 26 489  |
| 11 Pecalungan            | 15 694       | 15 843  | 15 986  | 16 190  | 16 338  |
| 12 Tulis                 | 17 376       | 17 544  | 17 700  | 17 887  | 18 051  |
| 13 Kandeman              | 23 583       | 23 811  | 24 024  | 24 105  | 24 296  |
| 14 Batang                | 61 432       | 62 024  | 62 578  | 62 706  | 63 169  |
| 15 Warungasem            | 23 519       | 23 747  | 23 957  | 24 001  | 24 180  |
| Jumlah/Total             | 365 207      | 368 731 | 372 019 | 375 345 | 378 587 |

Sumber : Proyeksi Penduduk, BPS Kabupaten Batang

Source : Population Projection, BPS – Statistics of Batang Regency



**Tabel 3.1.5 Jumlah Penduduk Menurut Kelompok Umur, Jenis Kelamin dan Persentase di Kabupaten Batang, 2017**  
**Total Population by Age Group, Sex and Percentage in Batang Regency, 2017**

| Kelompok Umur<br><i>Age Group</i> | Jumlah Penduduk<br><i>Total Population</i> |                            |                        | Persentase<br><i>Percentage</i> |                            |                        |
|-----------------------------------|--|----------------------------|------------------------|---------------------------------|----------------------------|------------------------|
|                                   | Laki-laki<br><i>Male</i>                   | Perempuan<br><i>Female</i> | Jumlah<br><i>Total</i> | Laki-laki<br><i>Male</i>        | Perempuan<br><i>Female</i> | Jumlah<br><i>Total</i> |
| (1)                               | (2)  | (3)                        | (4)                    | (5)                             | (6)                        | (7)                    |
| 0 – 4                             | 30 583                                     | 29 000                     | 59 583                 | 4,04                            | 3,84                       | 7,88                   |
| 5 – 9                             | 31 150                                     | 30 016                     | 61 166                 | 4,12                            | 3,97                       | 8,09                   |
| 10 – 14                           | 32 019                                     | 30 750                     | 62 769                 | 4,23                            | 4,07                       | 8,30                   |
| 15 – 19                           | 33 976                                     | 32 074                     | 66 050                 | 4,49                            | 4,24                       | 8,74                   |
| 20 – 24                           | 34 467                                     | 32 146                     | 66 613                 | 4,56                            | 4,25                       | 8,81                   |
| 25 – 29                           | 28 616                                     | 28 032                     | 56 648                 | 3,78                            | 3,71                       | 7,49                   |
| 30 – 34                           | 25 652                                     | 26 462                     | 52 114                 | 3,39                            | 3,50                       | 6,89                   |
| 35 – 39                           | 26 385                                     | 27 355                     | 53 740                 | 3,49                            | 3,62                       | 7,11                   |
| 40 – 44                           | 26 707                                     | 27 619                     | 54 326                 | 3,53                            | 3,65                       | 7,19                   |
| 45 – 49                           | 26 459                                     | 26 524                     | 52 983                 | 3,50                            | 3,51                       | 7,01                   |
| 50 – 54                           | 22 563                                     | 23 964                     | 46 527                 | 2,98                            | 3,17                       | 6,15                   |
| 55 – 59                           | 20 292                                     | 20 606                     | 40 898                 | 2,68                            | 2,73                       | 5,41                   |
| 60 – 64                           | 15 459                                     | 15 625                     | 31 084                 | 2,04                            | 2,07                       | 4,11                   |
| 65 – 69                           | 10 424                                     | 11 184                     | 21 608                 | 1,38                            | 1,48                       | 2,86                   |
| 70 +                              | 12 740                                     | 17 230                     | 29 970                 | 1,69                            | 2,28                       | 3,96                   |
| <b>Jumlah/Total</b>               | <b>377 492</b>                             | <b>378 587</b>             | <b>756 079</b>         | <b>49,93</b>                    | <b>50,07</b>               | <b>100,00</b>          |

Sumber : Proyeksi Penduduk, BPS Kabupaten Batang

Source : Population Projection, BPS – Statistics of Batang Regency

**Tabel 3.1.6** Proyeksi Penduduk Laki-laki dan Perempuan Menurut Kelompok Umur, Jenis Kelamin dan Persentase di Kabupaten Batang, 2013-2017  
**Male and Female Population Projection by Age Group in Batang Regency, 2013-2017**

| Kelompok Umur<br>Age Group | Tahun / Year |         |         |         |         |
|----------------------------|--------------|---------|---------|---------|---------|
|                            | 2013         | 2014    | 2015    | 2016    | 2017    |
| (1)                        | (2)          | (3)     | (4)     | (5)     | (6)     |
| 0 – 4                      | 61 383       | 61 133  | 60 772  | 60 157  | 59 583  |
| 5 – 9                      | 61 077       | 61 188  | 61 195  | 61 289  | 61 166  |
| 10 – 14                    | 63 462       | 63 057  | 62 827  | 62 727  | 62 769  |
| 15 – 19                    | 65 262       | 65 816  | 66 149  | 66 252  | 66 050  |
| 20 – 24                    | 62 599       | 63 635  | 64 579  | 65 589  | 66 613  |
| 25 – 29                    | 55 659       | 55 345  | 55 403  | 55 843  | 56 648  |
| 30 – 34                    | 54 061       | 53 695  | 53 156  | 52 700  | 52 114  |
| 35 – 39                    | 53 850       | 54 012  | 54 153  | 53 949  | 53 740  |
| 40 – 44                    | 53 575       | 53 711  | 53 811  | 54 086  | 54 326  |
| 45 – 49                    | 51 137       | 51 773  | 52 275  | 52 698  | 52 983  |
| 50 – 54                    | 42 743       | 43 868  | 44 926  | 45 760  | 46 527  |
| 55 – 59                    | 34 952       | 36 565  | 38 014  | 39 544  | 40 898  |
| 60 – 64                    | 25 030       | 26 446  | 27 961  | 29 484  | 31 084  |
| 65 – 69                    | 18 348       | 18 956  | 19 732  | 20 586  | 21 608  |
| 70 +                       | 26 453       | 27 297  | 28 137  | 29 056  | 29 970  |
| Jumlah/Total               | 729 591      | 736 497 | 743 090 | 749 720 | 756 079 |

Sumber : Proyeksi Penduduk, BPS Kabupaten Batang

Source : Population Projection, BPS – Statistics of Batang Regency

**Tabel 3.1.7** **Proyeksi Penduduk Laki-laki Menurut Kelompok Umur di Kabupaten Batang, 2013-2017**  
**Male Population Projection by Age Group in Batang Regency, 2013-2017**

| Kelompok Umur<br><i>Age Group</i> | Tahun / Year |         |         |         |         |
|-----------------------------------|--------------|---------|---------|---------|---------|
|                                   | 2013         | 2014    | 2015    | 2016    | 2017    |
| (1)                               | (2)          | (3)     | (4)     | (5)     | (6)     |
| 0 – 4                             | 31 568       | 31 425  | 31 197  | 30 880  | 30 583  |
| 5 – 9                             | 30 999       | 31 078  | 31 149  | 31 198  | 31 150  |
| 10 – 14                           | 32 408       | 32 177  | 32 063  | 32 011  | 32 019  |
| 15 – 19                           | 33 572       | 33 877  | 34 052  | 34 105  | 33 976  |
| 20 – 24                           | 31 949       | 32 611  | 33 223  | 33 856  | 34 467  |
| 25 – 29                           | 27 667       | 27 620  | 27 745  | 28 083  | 28 616  |
| 30 – 34                           | 26 540       | 26 315  | 26 058  | 25 873  | 25 652  |
| 35 – 39                           | 26 722       | 26 744  | 26 753  | 26 575  | 26 385  |
| 40 – 44                           | 26 312       | 26 390  | 26 449  | 26 593  | 26 707  |
| 45 – 49                           | 25 530       | 25 828  | 26 072  | 26 300  | 26 459  |
| 50 – 54                           | 21 061       | 21 490  | 21 913  | 22 241  | 22 563  |
| 55 – 59                           | 17 872       | 18 553  | 19 167  | 19 771  | 20 292  |
| 60 – 64                           | 12 459       | 13 228  | 13 957  | 14 730  | 15 459  |
| 65 – 69                           | 8 531        | 8 859   | 9 333   | 9 816   | 10 424  |
| 70 +                              | 11 194       | 11 571  | 11 940  | 12 343  | 12 740  |
| Jumlah/ <i>Total</i>              | 364 384      | 367 766 | 371 071 | 374 375 | 377 492 |

Sumber : Proyeksi Penduduk, BPS Kabupaten Batang

Source : Population Projection, BPS – Statistics of Batang Regency

**Tabel 3.1.8** **Proyeksi Penduduk Perempuan Menurut Kelompok Umur di Kabupaten Batang, 2013-2017**  
**Female Population Projection by Age Group in Batang Regency, 2013-2017**

| Kelompok Umur<br>Age Group | Tahun / Year |         |         |         |         |
|----------------------------|--------------|---------|---------|---------|---------|
|                            | 2013         | 2014    | 2015    | 2016    | 2017    |
| (1)                        | (2)          | (3)     | (4)     | (5)     | (6)     |
| 0 – 4                      | 29 815       | 29 708  | 29 575  | 29 277  | 29 000  |
| 5 – 9                      | 30 078       | 30 110  | 30 046  | 30 091  | 30 016  |
| 10 – 14                    | 31 054       | 30 880  | 30 764  | 30 716  | 30 750  |
| 15 – 19                    | 31 690       | 31 939  | 32 097  | 32 147  | 32 074  |
| 20 – 24                    | 30 650       | 31 024  | 31 356  | 31 733  | 32 146  |
| 25 – 29                    | 27 992       | 27 725  | 27 658  | 27 760  | 28 032  |
| 30 – 34                    | 27 521       | 27 380  | 27 098  | 26 827  | 26 462  |
| 35 – 39                    | 27 128       | 27 268  | 27 400  | 27 374  | 27 355  |
| 40 – 44                    | 27 263       | 27 321  | 27 362  | 27 493  | 27 619  |
| 45 – 49                    | 25 607       | 25 945  | 26 203  | 26 398  | 26 524  |
| 50 – 54                    | 21 682       | 22 378  | 23 013  | 23 519  | 23 964  |
| 55 – 59                    | 17 080       | 18 012  | 18 847  | 19 773  | 20 606  |
| 60 – 64                    | 12 571       | 13 218  | 14 004  | 14 754  | 15 625  |
| 65 – 69                    | 9 817        | 10 097  | 10 399  | 10 770  | 11 184  |
| 70 +                       | 15 259       | 15 726  | 16 197  | 16 713  | 17 230  |
| Jumlah/Total               | 365 207      | 368 731 | 372 019 | 375 345 | 378 587 |

Sumber : Proyeksi Penduduk, BPS Kabupaten Batang

Source : Population Projection, BPS – Statistics of Batang Regency

**Tabel 3.1.9** Jumlah Penduduk Menurut Status Warga Negara, Jenis Kelamin dan Kecamatan, di kabupaten Batang, 2017  
*Population by Citizen Status, Sex and Subdistrict, in Batang Regency, 2017*

| Kecamatan<br><i>Subdistrict</i> | WNI<br><i>Indonesia Citizen</i> |                            |                        | WNA<br><i>Foreign Citizen</i> |                            |                        |
|---------------------------------|---------------------------------|----------------------------|------------------------|-------------------------------|----------------------------|------------------------|
|                                 | Laki-laki<br><i>Male</i>        | Perempuan<br><i>Female</i> | Jumlah<br><i>Total</i> | Laki-laki<br><i>Male</i>      | Perempuan<br><i>Female</i> | Jumlah<br><i>Total</i> |
| (1)                             | (2)                             | (3)                        | (4)                    | (5)                           | (6)                        | (7)                    |
| 01 Wonotunggal                  | 16 528                          | 16 449                     | 32 977                 | -                             | -                          | -                      |
| 02 Bandar                       | 33 913                          | 33 596                     | 67 509                 | -                             | -                          | -                      |
| 03 Blado                        | 22 698                          | 22 337                     | 45 035                 | -                             | -                          | -                      |
| 04 Reban                        | 18 988                          | 19 070                     | 38 058                 | -                             | -                          | -                      |
| 05 Bawang                       | 27 308                          | 27 022                     | 54 330                 | -                             | -                          | -                      |
| 06 Tersono                      | 19 222                          | 19 250                     | 38 472                 | -                             | -                          | -                      |
| 07 Gringsing                    | 30 159                          | 29 737                     | 59 896                 | -                             | -                          | -                      |
| 08 Limpung                      | 20 752                          | 20 928                     | 41 680                 | -                             | -                          | -                      |
| 09 Banyuputih                   | 17 529                          | 17 675                     | 35 204                 | -                             | -                          | -                      |
| 10 Subah                        | 25 830                          | 26 489                     | 52 319                 | -                             | -                          | -                      |
| 11 Pecalungan                   | 15 852                          | 16 338                     | 32 190                 | -                             | -                          | -                      |
| 12 Tulis                        | 17 749                          | 18 051                     | 35 800                 | -                             | -                          | -                      |
| 13 Kandeman                     | 23 886                          | 24 296                     | 48 182                 | -                             | -                          | -                      |
| 14 Batang                       | 62 756                          | 63 169                     | 125 925                | -                             | -                          | -                      |
| 15 Warungasem                   | 24 322                          | 24 180                     | 48 502                 | -                             | -                          | -                      |
| Jumlah/ <i>Total</i>            | 377 492                         | 378 587                    | 756 079                | -                             | -                          | -                      |

Sumber : Proyeksi Penduduk, BPS Kabupaten Batang

Source : *Population Projection, BPS – Statistics of Batang Regency*

**Tabel 3.1.10 Jumlah Penduduk Menurut Kelompok Umur, Jenis Kelamin dan Kecamatan di Kabupaten Batang, 2017**  
**Population by Age Group, Sex and Subdistrict in Batang Regency, 2017**

| Kecamatan<br>Subdistrict | 0 - 4             |                     |                 | 5 - 9             |                     |                 |        |
|--------------------------|-------------------|---------------------|-----------------|-------------------|---------------------|-----------------|--------|
|                          | Laki-laki<br>Male | Perempuan<br>Female | Jumlah<br>Total | Laki-laki<br>Male | Perempuan<br>Female | Jumlah<br>Total |        |
| (1)                      | (2)               | (3)                 | (4)             | (5)               | (6)                 | (7)             |        |
| 01 Wonotunggal           | 1 390             | 1 374               | 2 764           | 1 412             | 1 343               | 2 755           |        |
| 02 Bandar                | 2 810             | 2 693               | 5 503           | 3 146             | 2 959               | 6 105           |        |
| 03 Blado                 | 1 863             | 1 739               | 3 602           | 1 935             | 1 919               | 3 854           |        |
| 04 Reban                 | 1 483             | 1 502               | 2 985           | 1 490             | 1 449               | 2 939           |        |
| 05 Bawang                | 2 117             | 2 010               | 4 127           | 2 334             | 2 319               | 4 653           |        |
| 06 Tersono               | 1 411             | 1 360               | 2 771           | 1 407             | 1 344               | 2 751           |        |
| 07 Gringsing             | 2 533             | 2 369               | 4 902           | 2 408             | 2 378               | 4 786           |        |
| 08 Limpung               | 1 601             | 1 490               | 3 091           | 1 530             | 1 518               | 3 048           |        |
| 09 Banyuputih            | 1 436             | 1 298               | 2 734           | 1 383             | 1 284               | 2 667           |        |
| 10 Subah                 | 1 977             | 1 743               | 3 720           | 2 115             | 1 898               | 4 013           |        |
| 11 Pecalungan            | 1 180             | 1 172               | 2 352           | 1 299             | 1 280               | 2 579           |        |
| 12 Tulis                 | 1 471             | 1 352               | 2 823           | 1 465             | 1 353               | 2 818           |        |
| 13 Kandeman              | 2 058             | 1 956               | 4 014           | 2 068             | 2 028               | 4 096           |        |
| 14 Batang                | 5 261             | 5 090               | 10 351          | 5 065             | 4 963               | 10 028          |        |
| 15 Warungasem            | 1 992             | 1 852               | 3 844           | 2 093             | 1 981               | 4 074           |        |
| Jumlah                   | 2017              | 30 583              | 29 000          | 59 583            | 31 150              | 30 016          | 61 166 |
|                          | 2016              | 30 880              | 29 277          | 60 157            | 31 198              | 30 091          | 61 289 |
|                          | 2015              | 31 197              | 29 575          | 60 772            | 31 149              | 30 046          | 61 195 |
|                          | 2014              | 31 425              | 29 708          | 61 133            | 31 078              | 30 110          | 61 188 |

**Tabel** 3.1.10 **Lanjutan**  
**Table** 3.1.10 **Continued**

| Kecamatan<br><i>Subdistrict</i> | 10 - 14                  |                            |                        | 15 - 19                  |                            |                        |        |
|---------------------------------|--------------------------|----------------------------|------------------------|--------------------------|----------------------------|------------------------|--------|
|                                 | Laki-laki<br><i>Male</i> | Perempuan<br><i>Female</i> | Jumlah<br><i>Total</i> | Laki-laki<br><i>Male</i> | Perempuan<br><i>Female</i> | Jumlah<br><i>Total</i> |        |
|                                 | (1)                      | (2)                        | (3)                    | (4)                      | (5)                        | (6)                    | (7)    |
| 01 Wonotunggal                  | 1 490                    | 1 431                      | 2 921                  | 1 377                    | 1 240                      | 2 617                  |        |
| 02 Bandar                       | 3 292                    | 3 166                      | 6 458                  | 3 026                    | 2 912                      | 5 938                  |        |
| 03 Blado                        | 2 060                    | 1 931                      | 3 991                  | 2 013                    | 1 856                      | 3 869                  |        |
| 04 Reban                        | 1 604                    | 1 521                      | 3 125                  | 1 577                    | 1 432                      | 3 009                  |        |
| 05 Bawang                       | 2 310                    | 2 229                      | 4 539                  | 2 452                    | 2 172                      | 4 624                  |        |
| 06 Tersono                      | 1 448                    | 1 411                      | 2 859                  | 1 606                    | 1 512                      | 3 118                  |        |
| 07 Gringsing                    | 2 560                    | 2 414                      | 4 974                  | 2 765                    | 2 463                      | 5 228                  |        |
| 08 Limpung                      | 1 486                    | 1 488                      | 2 974                  | 1 759                    | 1 618                      | 3 377                  |        |
| 09 Banyuputih                   | 1 346                    | 1 350                      | 2 696                  | 1 583                    | 1 505                      | 3 088                  |        |
| 10 Subah                        | 2 036                    | 1 992                      | 4 028                  | 2 355                    | 2 301                      | 4 656                  |        |
| 11 Pecalungan                   | 1 341                    | 1 247                      | 2 588                  | 1 335                    | 1 435                      | 2 770                  |        |
| 12 Tulis                        | 1 533                    | 1 431                      | 2 964                  | 1 521                    | 1 428                      | 2 949                  |        |
| 13 Kandeman                     | 2 284                    | 2 180                      | 4 464                  | 2 411                    | 2 280                      | 4 691                  |        |
| 14 Batang                       | 4 957                    | 4 933                      | 9 890                  | 5 817                    | 5 542                      | 11 359                 |        |
| 15 Warungasem                   | 2 272                    | 2 026                      | 4 298                  | 2 379                    | 2 378                      | 4 757                  |        |
| Jumlah/ <i>Total</i>            | 2017                     | 32 019                     | 30 750                 | 62 769                   | 33 976                     | 32 074                 | 66 050 |
|                                 | 2016                     | 32 011                     | 30 716                 | 62 727                   | 34 105                     | 32 147                 | 66 252 |
|                                 | 2015                     | 32 063                     | 30 764                 | 62 827                   | 34 052                     | 32 097                 | 66 149 |
|                                 | 2014                     | 32 177                     | 30 880                 | 63 057                   | 33 877                     | 31 939                 | 65 816 |

**Tabel**  
**Table** 3.1.10

**Lanjutan**  
**Continued**

| Kecamatan<br><i>Subdistrict</i> |             | 20 - 24                  |                            |                        | 25 - 29                  |                            |                        |
|---------------------------------|-------------|--------------------------|----------------------------|------------------------|--------------------------|----------------------------|------------------------|
|                                 |             | Laki-laki<br><i>Male</i> | Perempuan<br><i>Female</i> | Jumlah<br><i>Total</i> | Laki-laki<br><i>Male</i> | Perempuan<br><i>Female</i> | Jumlah<br><i>Total</i> |
| (1)                             |             | (2)                      | (3)                        | (4)                    | (5)                      | (6)                        | (7)                    |
| 01                              | Wonotunggal | 1 416                    | 1 387                      | 2 803                  | 1 097                    | 1 155                      | 2 252                  |
| 02                              | Bandar      | 3 117                    | 2 956                      | 6 073                  | 2 435                    | 2 359                      | 4 794                  |
| 03                              | Blado       | 2 194                    | 2 060                      | 4 254                  | 1 772                    | 1 640                      | 3 412                  |
| 04                              | Reban       | 1 527                    | 1 518                      | 3 045                  | 1 339                    | 1 336                      | 2 675                  |
| 05                              | Bawang      | 2 222                    | 2 067                      | 4 289                  | 1 991                    | 1 970                      | 3 961                  |
| 06                              | Tersono     | 1 543                    | 1 440                      | 2 983                  | 1 382                    | 1 262                      | 2 644                  |
| 07                              | Gringsing   | 2 602                    | 2 201                      | 4 803                  | 2 211                    | 2 023                      | 4 234                  |
| 08                              | Limpung     | 1 729                    | 1 619                      | 3 348                  | 1 593                    | 1 512                      | 3 105                  |
| 09                              | Banyuputih  | 1 483                    | 1 440                      | 2 923                  | 1 274                    | 1 287                      | 2 561                  |
| 10                              | Subah       | 2 313                    | 2 184                      | 4 497                  | 1 693                    | 1 842                      | 3 535                  |
| 11                              | Pecalungan  | 1 450                    | 1 378                      | 2 828                  | 1 105                    | 1 162                      | 2 267                  |
| 12                              | Tulis       | 1 622                    | 1 557                      | 3 179                  | 1 362                    | 1 332                      | 2 694                  |
| 13                              | Kandeman    | 2 458                    | 2 422                      | 4 880                  | 1 788                    | 1 791                      | 3 579                  |
| 14                              | Batang      | 6 318                    | 5 697                      | 12 015                 | 5 576                    | 5 415                      | 10 991                 |
| 15                              | Warungasem  | 2 473                    | 2 220                      | 4 693                  | 1 998                    | 1 946                      | 3 944                  |
| Jumlah/ <i>Total</i>            | 2017        | 34 467                   | 32 146                     | 66 613                 | 28 616                   | 28 032                     | 56 648                 |
|                                 | 2016        | 33 856                   | 31 733                     | 65 589                 | 28 083                   | 27 760                     | 55 843                 |
|                                 | 2015        | 33 223                   | 31 356                     | 64 579                 | 27 745                   | 27 658                     | 55 403                 |
|                                 | 2014        | 32 611                   | 31 024                     | 63 635                 | 27 620                   | 27 725                     | 55 345                 |



**Tabel** 3.1.10 **Lanjutan**  
**Table** 3.1.10 **Continued**

| Kecamatan<br><i>Subdistrict</i> | 30 - 34                  |                            |                        | 35 - 39                  |                            |                        |        |
|---------------------------------|--------------------------|----------------------------|------------------------|--------------------------|----------------------------|------------------------|--------|
|                                 | Laki-laki<br><i>Male</i> | Perempuan<br><i>Female</i> | Jumlah<br><i>Total</i> | Laki-laki<br><i>Male</i> | Perempuan<br><i>Female</i> | Jumlah<br><i>Total</i> |        |
| (1)                             | (2)                      | (3)                        | (4)                    | (5)                      | (6)                        | (7)                    |        |
| 01 Wonotunggal                  | 1 139                    | 1 224                      | 2 363                  | 1 194                    | 1 236                      | 2 430                  |        |
| 02 Bandar                       | 2 273                    | 2 275                      | 4 548                  | 2 383                    | 2 339                      | 4 722                  |        |
| 03 Blado                        | 1 550                    | 1 576                      | 3 126                  | 1 618                    | 1 596                      | 3 214                  |        |
| 04 Reban                        | 1 228                    | 1 238                      | 2 466                  | 1 321                    | 1 389                      | 2 710                  |        |
| 05 Bawang                       | 1 945                    | 1 918                      | 3 863                  | 1 941                    | 1 928                      | 3 869                  |        |
| 06 Tersono                      | 1 187                    | 1 257                      | 2 444                  | 1 364                    | 1 358                      | 2 722                  |        |
| 07 Gringsing                    | 2 065                    | 2 053                      | 4 118                  | 2 005                    | 2 033                      | 4 038                  |        |
| 08 Limpung                      | 1 287                    | 1 353                      | 2 640                  | 1 523                    | 1 566                      | 3 089                  |        |
| 09 Banyuputih                   | 1 195                    | 1 254                      | 2 449                  | 1 195                    | 1 296                      | 2 491                  |        |
| 10 Subah                        | 1 573                    | 1 690                      | 3 263                  | 1 781                    | 1 883                      | 3 664                  |        |
| 11 Pecalungan                   | 1 028                    | 1 074                      | 2 102                  | 1 107                    | 1 212                      | 2 319                  |        |
| 12 Tulis                        | 1 192                    | 1 195                      | 2 387                  | 1 175                    | 1 261                      | 2 436                  |        |
| 13 Kandeman                     | 1 559                    | 1 683                      | 3 242                  | 1 640                    | 1 646                      | 3 286                  |        |
| 14 Batang                       | 4 780                    | 4 948                      | 9 728                  | 4 449                    | 4 819                      | 9 268                  |        |
| 15 Warungasem                   | 1 651                    | 1 724                      | 3 375                  | 1 689                    | 1 793                      | 3 482                  |        |
| Jumlah/ <i>Total</i>            | 2017                     | 25 652                     | 26 462                 | 52 114                   | 26 385                     | 27 355                 | 53 740 |
|                                 | 2016                     | 25 873                     | 26 827                 | 52 700                   | 26 575                     | 27 374                 | 53 949 |
|                                 | 2015                     | 26 058                     | 27 098                 | 53 156                   | 26 753                     | 27 400                 | 54 153 |
|                                 | 2014                     | 26 315                     | 27 380                 | 53 695                   | 26 744                     | 27 268                 | 54 012 |

POPULATION AND EMPLOYMENT

**Tabel**  
**Table** 3.1.10

**Lanjutan**  
**Continued**

| Kecamatan<br><i>Subdistrict</i> |             | 40 - 44                  |                            |                        | 45 - 49                  |                            |                        |
|---------------------------------|-------------|--------------------------|----------------------------|------------------------|--------------------------|----------------------------|------------------------|
|                                 |             | Laki-laki<br><i>Male</i> | Perempuan<br><i>Female</i> | Jumlah<br><i>Total</i> | Laki-laki<br><i>Male</i> | Perempuan<br><i>Female</i> | Jumlah<br><i>Total</i> |
| (1)                             |             | (2)                      | (3)                        | (4)                    | (5)                      | (6)                        | (7)                    |
| 01                              | Wonotunggal | 1 349                    | 1 205                      | 2 554                  | 1 253                    | 1 107                      | 2 360                  |
| 02                              | Bandar      | 2 275                    | 2 334                      | 4 609                  | 2 191                    | 2 109                      | 4 300                  |
| 03                              | Blado       | 1 445                    | 1 488                      | 2 933                  | 1 463                    | 1 398                      | 2 861                  |
| 04                              | Reban       | 1 364                    | 1 372                      | 2 736                  | 1 383                    | 1 412                      | 2 795                  |
| 05                              | Bawang      | 1 873                    | 1 894                      | 3 767                  | 1 939                    | 1 813                      | 3 752                  |
| 06                              | Tersono     | 1 492                    | 1 484                      | 2 976                  | 1 515                    | 1 394                      | 2 909                  |
| 07                              | Gringsing   | 2 127                    | 2 203                      | 4 330                  | 2 102                    | 2 183                      | 4 285                  |
| 08                              | Limpung     | 1 593                    | 1 608                      | 3 201                  | 1 594                    | 1 572                      | 3 166                  |
| 09                              | Banyuputih  | 1 281                    | 1 371                      | 2 652                  | 1 269                    | 1 280                      | 2 549                  |
| 10                              | Subah       | 1 800                    | 2 037                      | 3 837                  | 1 847                    | 2 063                      | 3 910                  |
| 11                              | Pecalungan  | 1 109                    | 1 167                      | 2 276                  | 1 195                    | 1 149                      | 2 344                  |
| 12                              | Tulis       | 1 191                    | 1 364                      | 2 555                  | 1 311                    | 1 434                      | 2 745                  |
| 13                              | Kandeman    | 1 594                    | 1 737                      | 3 331                  | 1 608                    | 1 593                      | 3 201                  |
| 14                              | Batang      | 4 452                    | 4 573                      | 9 025                  | 4 150                    | 4 359                      | 8 509                  |
| 15                              | Warungasem  | 1 762                    | 1 782                      | 3 544                  | 1 639                    | 1 658                      | 3 297                  |
| Jumlah/ <i>Total</i>            | 2017        | 26 707                   | 27 619                     | 54 326                 | 26 459                   | 26 524                     | 52 983                 |
|                                 | 2016        | 26 593                   | 27 493                     | 54 086                 | 26 300                   | 26 398                     | 52 698                 |
|                                 | 2015        | 26 449                   | 27 362                     | 53 811                 | 26 072                   | 26 203                     | 52 275                 |
|                                 | 2014        | 26 390                   | 27 321                     | 53 711                 | 25 828                   | 25 945                     | 51 773                 |

**Tabel** 3.1.10 **Lanjutan**  
**Table** 3.1.10 **Continued**

| Kecamatan<br><i>Subdistrict</i> | 50 - 54                  |                            |                        | 55 - 59                  |                            |                        |        |
|---------------------------------|--------------------------|----------------------------|------------------------|--------------------------|----------------------------|------------------------|--------|
|                                 | Laki-laki<br><i>Male</i> | Perempuan<br><i>Female</i> | Jumlah<br><i>Total</i> | Laki-laki<br><i>Male</i> | Perempuan<br><i>Female</i> | Jumlah<br><i>Total</i> |        |
| (1)                             | (2)                      | (3)                        | (4)                    | (5)                      | (6)                        | (7)                    |        |
| 01 Wonotunggal                  | 977                      | 1 029                      | 2 006                  | 756                      | 841                        | 1 597                  |        |
| 02 Bandar                       | 1 876                    | 1 990                      | 3 866                  | 1 757                    | 1 799                      | 3 556                  |        |
| 03 Blado                        | 1 254                    | 1 394                      | 2 648                  | 1 221                    | 1 200                      | 2 421                  |        |
| 04 Reban                        | 1 208                    | 1 336                      | 2 544                  | 1 153                    | 1 169                      | 2 322                  |        |
| 05 Bawang                       | 1 645                    | 1 871                      | 3 516                  | 1 500                    | 1 544                      | 3 044                  |        |
| 06 Tersono                      | 1 305                    | 1 374                      | 2 679                  | 1 146                    | 1 257                      | 2 403                  |        |
| 07 Gringsing                    | 1 868                    | 2 115                      | 3 983                  | 1 773                    | 1 823                      | 3 596                  |        |
| 08 Limpung                      | 1 447                    | 1 455                      | 2 902                  | 1 238                    | 1 219                      | 2 457                  |        |
| 09 Banyuputih                   | 1 068                    | 1 190                      | 2 258                  | 1 123                    | 1 063                      | 2 186                  |        |
| 10 Subah                        | 1 695                    | 1 790                      | 3 485                  | 1 560                    | 1 607                      | 3 167                  |        |
| 11 Pecalungan                   | 1 006                    | 1 042                      | 2 048                  | 835                      | 908                        | 1 743                  |        |
| 12 Tulis                        | 1 097                    | 1 085                      | 2 182                  | 917                      | 952                        | 1 869                  |        |
| 13 Kandeman                     | 1 213                    | 1 212                      | 2 425                  | 993                      | 1 102                      | 2 095                  |        |
| 14 Batang                       | 3 621                    | 3 794                      | 7 415                  | 3 243                    | 3 062                      | 6 305                  |        |
| 15 Warungasem                   | 1 283                    | 1 287                      | 2 570                  | 1 077                    | 1 060                      | 2 137                  |        |
| Jumlah/ <i>Total</i>            | 2017                     | 22 563                     | 23 964                 | 46 527                   | 20 292                     | 20 606                 | 40 898 |
|                                 | 2016                     | 22 241                     | 23 519                 | 45 760                   | 19 771                     | 19 773                 | 39 544 |
|                                 | 2015                     | 21 913                     | 23 013                 | 44 926                   | 19 167                     | 18 847                 | 38 014 |
|                                 | 2014                     | 21 490                     | 22 378                 | 43 868                   | 18 553                     | 18 012                 | 36 565 |

**Tabel**                      **Lanjutan**  
**Table**                      **3.1.10**                      **Continued**

|                     | Kecamatan<br><i>Subdistrict</i> | 60 - 64                  |                            |                        | 65 - 69                  |                            |                        |               |
|---------------------|---------------------------------|--------------------------|----------------------------|------------------------|--------------------------|----------------------------|------------------------|---------------|
|                     |                                 | Laki-laki<br><i>Male</i> | Perempuan<br><i>Female</i> | Jumlah<br><i>Total</i> | Laki-laki<br><i>Male</i> | Perempuan<br><i>Female</i> | Jumlah<br><i>Total</i> |               |
|                     |                                 | (1)                      | (2)                        | (3)                    | (4)                      | (5)                        | (6)                    | (7)           |
| 01                  | Wonotunggal                     | 661                      | 657                        | 1 318                  | 445                      | 454                        | 899                    |               |
| 02                  | Bandar                          | 1 341                    | 1 375                      | 2 716                  | 911                      | 975                        | 1 886                  |               |
| 03                  | Blado                           | 999                      | 981                        | 1 980                  | 577                      | 589                        | 1 166                  |               |
| 04                  | Reban                           | 979                      | 905                        | 1 884                  | 644                      | 637                        | 1 281                  |               |
| 05                  | Bawang                          | 1 287                    | 1 201                      | 2 488                  | 803                      | 903                        | 1 706                  |               |
| 06                  | Tersono                         | 969                      | 968                        | 1 937                  | 663                      | 680                        | 1 343                  |               |
| 07                  | Gringsing                       | 1 287                    | 1 168                      | 2 455                  | 805                      | 865                        | 1 670                  |               |
| 08                  | Limpung                         | 924                      | 996                        | 1 920                  | 657                      | 772                        | 1 429                  |               |
| 09                  | Banyuputih                      | 824                      | 769                        | 1 593                  | 450                      | 527                        | 977                    |               |
| 10                  | Subah                           | 1 169                    | 1 198                      | 2 367                  | 863                      | 844                        | 1 707                  |               |
| 11                  | Pecalungan                      | 679                      | 761                        | 1 440                  | 507                      | 540                        | 1 047                  |               |
| 12                  | Tulis                           | 684                      | 799                        | 1 483                  | 557                      | 669                        | 1 226                  |               |
| 13                  | Kandeman                        | 808                      | 939                        | 1 747                  | 660                      | 648                        | 1 308                  |               |
| 14                  | Batang                          | 2 066                    | 2 033                      | 4 099                  | 1 315                    | 1 458                      | 2 773                  |               |
| 15                  | Warungasem                      | 782                      | 875                        | 1 657                  | 567                      | 623                        | 1 190                  |               |
| <b>Jumlah/Total</b> |                                 | <b>2017</b>              | <b>15 459</b>              | <b>15 625</b>          | <b>31 084</b>            | <b>10 424</b>              | <b>11 184</b>          | <b>21 608</b> |
|                     |                                 | <b>2016</b>              | <b>14 730</b>              | <b>14 754</b>          | <b>29 484</b>            | <b>9 816</b>               | <b>10 770</b>          | <b>20 586</b> |
|                     |                                 | <b>2015</b>              | <b>13 957</b>              | <b>14 004</b>          | <b>27 961</b>            | <b>9 333</b>               | <b>10 399</b>          | <b>19 732</b> |
|                     |                                 | <b>2014</b>              | <b>13 228</b>              | <b>13 218</b>          | <b>26 446</b>            | <b>8 859</b>               | <b>10 097</b>          | <b>18 956</b> |

**Tabel**  
**Table**    **3.1.10**    **Lanjutan**  
**Continued**

| Kecamatan<br><i>Subdistrict</i> | (1)  | 70 +                     |                            |                        | Total                    |                            |                        |
|---------------------------------|------|--------------------------|----------------------------|------------------------|--------------------------|----------------------------|------------------------|
|                                 |      | Laki-laki<br><i>Male</i> | Perempuan<br><i>Female</i> | Jumlah<br><i>Total</i> | Laki-laki<br><i>Male</i> | Perempuan<br><i>Female</i> | Jumlah<br><i>Total</i> |
| 01 Wonotunggal                  |      | 572                      | 766                        | 1 338                  | 16 528                   | 16 449                     | 32 977                 |
| 02 Bandar                       |      | 1 080                    | 1 355                      | 2 435                  | 33 913                   | 33 596                     | 67 509                 |
| 03 Blado                        |      | 734                      | 970                        | 1 704                  | 22 698                   | 22 337                     | 45 035                 |
| 04 Reban                        |      | 688                      | 854                        | 1 542                  | 18 988                   | 19 070                     | 38 058                 |
| 05 Bawang                       |      | 949                      | 1 183                      | 2 132                  | 27 308                   | 27 022                     | 54 330                 |
| 06 Tersono                      |      | 784                      | 1 149                      | 1 933                  | 19 222                   | 19 250                     | 38 472                 |
| 07 Gringsing                    |      | 1 048                    | 1 446                      | 2 494                  | 30 159                   | 29 737                     | 59 896                 |
| 08 Limpung                      |      | 791                      | 1 142                      | 1 933                  | 20 752                   | 20 928                     | 41 680                 |
| 09 Banyuputih                   |      | 619                      | 761                        | 1 380                  | 17 529                   | 17 675                     | 35 204                 |
| 10 Subah                        |      | 1 053                    | 1 417                      | 2 470                  | 25 830                   | 26 489                     | 52 319                 |
| 11 Pecalungan                   |      | 676                      | 811                        | 1 487                  | 15 852                   | 16 338                     | 32 190                 |
| 12 Tulis                        |      | 651                      | 839                        | 1 490                  | 17 749                   | 18 051                     | 35 800                 |
| 13 Kandeman                     |      | 744                      | 1 079                      | 1 823                  | 23 886                   | 24 296                     | 48 182                 |
| 14 Batang                       |      | 1 686                    | 2 483                      | 4 169                  | 62 756                   | 63 169                     | 125 925                |
| 15 Warungasem                   |      | 665                      | 975                        | 1 640                  | 24 322                   | 24 180                     | 48 502                 |
| Jumlah/ <i>Total</i>            | 2017 | 12 740                   | 17 230                     | 29 970                 | 377 492                  | 378 587                    | 756 079                |
|                                 | 2016 | 12 343                   | 16 713                     | 29 056                 | 374 375                  | 375 345                    | 749 720                |
|                                 | 2015 | 11 940                   | 16 197                     | 28 137                 | 371 071                  | 372 019                    | 743 090                |
|                                 | 2014 | 11 571                   | 15 726                     | 27 297                 | 367 766                  | 368 731                    | 736 497                |

Sumber : Proyeksi Penduduk, BPS Kabupaten Batang  
*Source : Population Projection, BPS – Statistics of Batang Regency*

**Tabel 3.1.11 Jumlah Penduduk Menurut Jenis Kelamin, Rasio Jenis Kelamin dan Kecamatan di Kabupaten Batang, 2017**  
**Population by Sex, Sex Ratio and Subdistrict in Batang Regency, 2017**

|    | Kecamatan<br><i>Subdistrict</i> | Jenis Kelamin/ <i>Sex</i> |                            | Jumlah<br><i>Total</i> | Rasio Jenis<br>Kelamin<br><i>Sex Ratio</i> |       |
|----|---------------------------------|---------------------------|----------------------------|------------------------|--|-------|
|    |                                 | Laki-laki<br><i>Male</i>  | Perempuan<br><i>Female</i> |                        |  |       |
|    | (1)                             | (2)                       | (3)                        | (4)                    | (5)  |       |
| 01 | Wonotunggal                     | 16 528                    | 16 449                     | 32 977                 | 100,48                                     |       |
| 02 | Bandar                          | 33 913                    | 33 596                     | 67 509                 | 100,94                                     |       |
| 03 | Blado                           | 22 698                    | 22 337                     | 45 035                 | 101,62                                     |       |
| 04 | Reban                           | 18 988                    | 19 070                     | 38 058                 | 99,57                                      |       |
| 05 | Bawang                          | 27 308                    | 27 022                     | 54 330                 | 101,06                                     |       |
| 06 | Tersono                         | 19 222                    | 19 250                     | 38 472                 | 99,85                                      |       |
| 07 | Gringsing                       | 30 159                    | 29 737                     | 59 896                 | 101,42                                     |       |
| 08 | Limpung                         | 20 752                    | 20 928                     | 41 680                 | 99,16                                      |       |
| 09 | Banyuputih                      | 17 529                    | 17 675                     | 35 204                 | 99,17                                      |       |
| 10 | Subah                           | 25 830                    | 26 489                     | 52 319                 | 97,51                                      |       |
| 11 | Pecalungan                      | 15 852                    | 16 338                     | 32 190                 | 97,03                                      |       |
| 12 | Tulis                           | 17 749                    | 18 051                     | 35 800                 | 98,33                                      |       |
| 13 | Kandeman                        | 23 886                    | 24 296                     | 48 182                 | 98,31                                      |       |
| 14 | Batang                          | 62 756                    | 63 169                     | 125 925                | 99,35                                      |       |
| 15 | Warungasem                      | 24 322                    | 24 180                     | 48 502                 | 100,59                                     |       |
|    | Jumlah/ <i>Total</i>            | 2017                      | 377 492                    | 378 587                | 756 079                                    | 99,71 |
|    |                                 | 2016                      | 374 375                    | 375 345                | 749 720                                    | 99,74 |
|    |                                 | 2015                      | 371 071                    | 372 019                | 743 090                                    | 99,75 |
|    |                                 | 2014                      | 367 766                    | 368 731                | 736 497                                    | 99,74 |

Sumber : Proyeksi Penduduk, BPS Kabupaten Batang

Source : Population Projection, BPS – Statistics of Batang Regency

**Tabel 3.1.12 Rata-rata Penduduk per Desa dan Kepadatan Penduduk di Kabupaten Batang, 2017**  
***Average of Population per Village and Population Density in Batang Regency, 2017***

| Kecamatan<br><i>Subdistrict</i> | Jumlah<br>Desa<br><i>Village</i> | Luas<br>Daerah<br>Area<br>(Km <sup>2</sup> ) | Jumlah<br>Penduduk<br><i>Population</i> | Rata-rata<br>Penduduk per<br>Desa<br><i>Average of<br/>Population<br/>per Village</i> | Kepadatan<br>Penduduk<br><i>Population<br/>Density</i> |     |
|---------------------------------|----------------------------------|--|---|---|--|-----|
| (1)                             | (2)                              | (3)  | (5)                                     | (6)   | (7)  |     |
| 01 Wonotunggal                  | 15                               | 52,35  | 32 977                                  | 2 198   | 630  |     |
| 02 Bandar                       | 17                               | 73,33  | 67 509                                  | 3 971   | 921  |     |
| 03 Blado                        | 18                               | 78,39  | 45 035                                  | 2 502   | 574  |     |
| 04 Reban                        | 19                               | 46,34  | 38 058                                  | 2 003   | 821  |     |
| 05 Bawang                       | 20                               | 73,85  | 54 330                                  | 2 717   | 736  |     |
| 06 Tersono                      | 20                               | 49,33  | 38 472                                  | 1 924   | 780  |     |
| 07 Gringsing                    | 15                               | 72,77  | 59 896                                  | 3 993   | 823  |     |
| 08 Limpung                      | 17                               | 33,41  | 41 680                                  | 2 452   | 1 248  |     |
| 09 Banyuputih                   | 11                               | 44,43  | 35 204                                  | 3 200   | 792  |     |
| 10 Subah                        | 17                               | 83,52  | 52 319                                  | 3 078   | 626  |     |
| 11 Pecalungan                   | 10                               | 36,19  | 32 190                                  | 3 219   | 889  |     |
| 12 Tulis                        | 17                               | 45,09  | 35 800                                  | 2 106   | 794  |     |
| 13 Kandeman                     | 13                               | 41,76  | 48 182                                  | 3 706   | 1 154  |     |
| 14 Batang                       | 21                               | 34,35  | 125 925                                 | 5 996   | 3 666  |     |
| 15 Warungasem                   | 18                               | 23,55  | 48 502                                  | 2 695   | 2 060  |     |
| Jumlah/Total                    | 2017                             | 248  | 788,64                                  | 756 079   | 3 049  | 959 |
|                                 | 2016                             | 248  | 788,64                                  | 749 720   | 3 023  | 951 |
|                                 | 2015                             | 248  | 788,64                                  | 743 090   | 2 996  | 942 |
|                                 | 2014                             | 248  | 788,64                                  | 736 497   | 2 970  | 934 |

Sumber : Proyeksi Penduduk, BPS Kabupaten Batang

Source : Population Projection, BPS – Statistics of Batang Regency

**Tabel 3.1.13 Laju Pertumbuhan Penduduk Menurut Kecamatan di Kabupaten Batang, 2017**  
**Population Growth Rate by Subdistrict in Batang Regency, 2017**

|    | Kecamatan<br>Subdistrict | Penduduk/Population |         | Laju Pertumbuhan<br>Penduduk<br>Population Growth<br>2016-2017 |
|----|--------------------------|---------------------|---------|--|
|    |                          | 2016                | 2017    |  |
|    | (1)                      | (2)                 | (3)     | (4)  |
| 01 | Wonotunggal              | 32 715              | 32 977  | 0,80   |
| 02 | Bandar                   | 66 966              | 67 509  | 0,81   |
| 03 | Blado                    | 44 658              | 45 035  | 0,84   |
| 04 | Reban                    | 37 704              | 38 058  | 0,94   |
| 05 | Bawang                   | 53 859              | 54 330  | 0,87   |
| 06 | Tersono                  | 38 091              | 38 472  | 1,00   |
| 07 | Gringsing                | 59 380              | 59 896  | 0,87   |
| 08 | Limpung                  | 41 287              | 41 680  | 0,95   |
| 09 | Banyuputih               | 34 894              | 35 204  | 0,89   |
| 10 | Subah                    | 51 826              | 52 319  | 0,95   |
| 11 | Pecalungan               | 31 903              | 32 190  | 0,90   |
| 12 | Tulis                    | 35 485              | 35 800  | 0,89   |
| 13 | Kandeman                 | 47 816              | 48 182  | 0,77   |
| 14 | Batang                   | 124 993             | 125 925 | 0,75   |
| 15 | Warungasem               | 48 143              | 48 502  | 0,75   |
|    | Jumlah/Total             | 749 720             | 756 079 | 0,85   |

Sumber : Proyeksi Penduduk, BPS Kabupaten Batang

Source : Population Projection, BPS – Statistics of Batang Regency



**Tabel 3.1.14 Angka Ketergantungan Menurut Kecamatan di Kabupaten Batang, 2017**  
**Table** **Dependancy Ratio by Subdistrict in Batang Regency, 2017**

|    | Kecamatan<br><i>Subdistrict</i> | Banyaknya Penduduk<br><i>Population</i> |           | Angka<br>Ketergantungan<br><i>Dependancy Ratio</i> |
|----|---------------------------------|---|-----------|--|
|    |                                 | (0 - 14) + (65+)                        | (15 - 64) |  |
|    | (1)                             | (2)                                     | (3)       | (4)  |
| 01 | Wonotunggal                     | 10 677                                  | 22 300    | 47,88  |
| 02 | Bandar                          | 22 387                                  | 45 122    | 49,61  |
| 03 | Blado                           | 14 317                                  | 30 718    | 46,61  |
| 04 | Reban                           | 11 872                                  | 26 186    | 45,34  |
| 05 | Bawang                          | 17 157                                  | 37 173    | 46,15  |
| 06 | Tersono                         | 11 657                                  | 26 815    | 43,47  |
| 07 | Gringsing                       | 18 826                                  | 41 070    | 45,84  |
| 08 | Limpung                         | 12 475                                  | 29 205    | 42,72  |
| 09 | Banyuputih                      | 10 454                                  | 24 750    | 42,24  |
| 10 | Subah                           | 15 938                                  | 36 381    | 43,81  |
| 11 | Pecalungan                      | 10 053                                  | 22 137    | 45,41  |
| 12 | Tulis                           | 11 321                                  | 24 479    | 46,25  |
| 13 | Kandeman                        | 15 705                                  | 32 477    | 48,36  |
| 14 | Batang                          | 37 211                                  | 88 714    | 41,94  |
| 15 | Warungasem                      | 15 046                                  | 33 456    | 44,97  |
|    | <i>Jumlah/Total</i>             |   |           |  |
|    | 2017                            | 235 096                                 | 520 983   | 45,13  |
|    | 2016                            | 233 815                                 | 515 905   | 45,32  |
|    | 2015                            | 232 663                                 | 510 427   | 45,58  |
|    | 2014                            | 231 631                                 | 504 866   | 45,88  |

Sumber : Proyeksi Penduduk, BPS Kabupaten Batang

Source : Population Projection, BPS-Statistics of Batang Regency

**Tabel 3.1.15** **Persentase Penduduk Berumur 10 Tahun ke Atas Menurut Status Perkawinan di Kabupaten Batang, 2009-2017**  
**Percentage of Population Aged 10 Years and Over by Marital Status in Batang Regency, 2009-2017**

| Tahun<br>Year | Belum Kawin<br>Single | Kawin<br>Married | Cerai Hidup<br>Divorced | Cerai Mati<br>Death Divorce | Jumlah<br>Total |
|---------------|-----------------------|------------------|-------------------------|-----------------------------|-----------------|
| (1)           | (2)                   | (3)              | (4)                     | (5)                         | (6)             |
| 2009          | 29,47                 | 61,78            | 1,96                    | 6,79                        | 100,00          |
| 2010          | 30,50                 | 59,82            | 1,42                    | 8,26                        | 100,00          |
| 2011          | 27,89                 | 62,45            | 1,80                    | 7,86                        | 100,00          |
| 2012          | 28,92                 | 61,90            | 1,83                    | 7,35                        | 100,00          |
| 2013          | 29,76                 | 60,55            | 2,24                    | 7,45                        | 100,00          |
| 2014          | 28,95                 | 61,62            | 1,95                    | 7,48                        | 100,00          |
| 2015          | 27,86                 | 63,23            | 1,97                    | 6,94                        | 100,00          |
| 2016          | 29,39                 | 60,80            | 1,82                    | 7,99                        | 100,00          |
| 2017          | 30,27                 | 60,60            | 1,86                    | 7,27                        | 100,00          |

Sumber : Survei Sosial Ekonomi Nasional 2017, BPS Kabupaten Batang

Source : Survey of National Social-Economic 2017, BPS-Statistics of Batang Regency

**Tabel 3.1.16** **Persentase Penduduk Berumur 10 Tahun ke Atas Menurut Kemampuan Membaca dan Menulis di Kabupaten Batang, 2009-2017**  
**Percentage of Population Aged 10 Years and Over by Ability of Reading and Writing in Batang Regency, 2009-2017**

| Tahun<br>Year | Latin<br>Latin | Lainnya<br>Others | Latin dan<br>Lainnya<br>Latin and<br>Others | Tidak Dapat<br>Can Not | Jumlah<br>Total |
|---------------|----------------|-------------------|---|------------------------|-----------------|
| (1)           | (2)            | (3)               | (4)   | (5)                    | (6)             |
| 2009          | 37,15          | 1,19              | 50,56                                       | 11,10                  | 100,00          |
| 2010          | 38,70          | 0,35              | 50,50                                       | 10,45                  | 100,00          |
| 2011          | 38,60          | 0,93              | 51,95                                       | 8,52                   | 100,00          |
| 2012          | 31,09          | 1,10              | 58,84                                       | 8,97                   | 100,00          |
| 2013          | 35,16          | 2,15              | 55,84                                       | 6,85                   | 100,00          |
| 2014          | 44,23          | 4,30              | 46,44                                       | 5,03                   | 100,00          |
| 2015          | 28,52          | 0,59              | 64,69                                       | 6,20                   | 100,00          |
| 2016          | 33,27          | 0,61              | 59,83                                       | 6,29                   | 100,00          |
| 2017          | 30,88          | 0,86              | 62,24                                       | 6,02                   | 100,00          |

Sumber : Survei Sosial Ekonomi Nasional 2017, BPS Kabupaten Batang

Source : Survey of National Social-Economic 2017, BPS-Statistics of Batang Regency

**Tabel 3.1.17** **Persentase Penduduk Berumur 10 Tahun ke Atas Menurut Pendidikan Tertinggi yang Ditamatkan di Kabupaten Batang, 2009-2017**  
**Percentage of Population Aged 10 Years and Over According to the Highest Education Completed in Batang Regency, 2009-2017**

| Tahun<br>Year | Tdk/Blm<br>Tamat<br>SD | SD    | SMP   | SMU   | Diploma | Strata | Jumlah<br>Total |
|---------------|------------------------|-------|-------|-------|---------|--------|-----------------|
| (1)           | (2)                    | (3)   | (4)   | (5)   | (6)     | (7)    | (8)             |
| 2009          | 30,91                  | 39,88 | 17,14 | 9,54  | 1,47    | 1,06   | 100,00          |
| 2010          | 28,85                  | 39,49 | 17,65 | 9,80  | 1,78    | 2,43   | 100,00          |
| 2011          | 33,15                  | 36,79 | 17,40 | 10,25 | 0,81    | 1,60   | 100,00          |
| 2012          | 31,27                  | 37,64 | 20,08 | 9,31  | 0,60    | 1,10   | 100,00          |
| 2013          | 29,37                  | 38,69 | 18,44 | 10,77 | 0,87    | 1,86   | 100,00          |
| 2014          | 29,68                  | 37,26 | 18,41 | 11,29 | 0,79    | 2,57   | 100,00          |
| 2015          | 27,42                  | 36,42 | 19,98 | 12,66 | 0,79    | 2,73   | 100,00          |
| 2016          | 25,96                  | 43,72 | 14,06 | 11,57 | 1,17    | 3,52   | 100,00          |
| 2017          | 25,61                  | 35,25 | 21,26 | 14,43 | 0,72    | 2,73   | 100,00          |

Sumber : Survei Sosial Ekonomi Nasional 2017, BPS Kabupaten Batang

Source : Survey of National Social-Economic 2017, BPS-Statistics of Batang Regency

**3.2 KELUARGA BERENCANA/FAMILY PLANNING**

**Tabel 3.2.1 Banyaknya Akseptor Baru Keluarga Berencana Menurut Kontrasepsi dan Kecamatan di Kabupaten Batang, 2017**  
*Number of New Acceptor of Family Planning by Contraception and Subdistrict in Batang Regency, 2017*

| Kecamatan<br>Subdistrict | Kontrasepsi/Contraception |                                   |                                     |                  |                     |             |       |
|--------------------------|---------------------------|-----------------------------------|-------------------------------------|------------------|---------------------|-------------|-------|
|                          | IUD                       | MOP<br>Male<br>Operation<br>Medic | MOW<br>Female<br>Operation<br>Medic | Susuk<br>Implant | Suntik<br>Injection | Pil<br>Pill |       |
| (1)                      | (2)                       | (3)                               | (4)                                 | (5)              | (6)                 | (7)         |       |
| 01 Wonotunggal           | 102                       | -                                 | 3                                   | 269              | 447                 | 559         |       |
| 02 Bandar                | 19                        | -                                 | 14                                  | 349              | 992                 | 415         |       |
| 03 Blado                 | 65                        | -                                 | 18                                  | 442              | 557                 | 842         |       |
| 04 Reban                 | 29                        | 4                                 | 18                                  | 329              | 739                 | 273         |       |
| 05 Bawang                | 112                       | -                                 | 17                                  | 793              | 622                 | 177         |       |
| 06 Tersono               | 32                        | 1                                 | 10                                  | 455              | 552                 | 203         |       |
| 07 Gringsing             | 102                       | 1                                 | 42                                  | 410              | 1 396               | 619         |       |
| 08 Limpung               | 57                        | 2                                 | 21                                  | 225              | 537                 | 264         |       |
| 09 Banyuputih            | 102                       | -                                 | 13                                  | 136              | 659                 | 380         |       |
| 10 Subah                 | 104                       | -                                 | 26                                  | 183              | 844                 | 382         |       |
| 11 Pecalungan            | 33                        | -                                 | 6                                   | 246              | 430                 | 338         |       |
| 12 Tulis                 | 11                        | -                                 | 5                                   | 164              | 590                 | 366         |       |
| 13 Kandeman              | 16                        | 1                                 | 12                                  | 169              | 760                 | 402         |       |
| 14 Batang                | 133                       | 2                                 | 177                                 | 191              | 1 798               | 562         |       |
| 15 Warungasem            | 113                       | 3                                 | 16                                  | 245              | 769                 | 282         |       |
| Jumlah/Total             | 2017                      | 1 030                             | 14                                  | 398              | 4 606               | 11 692      | 6 064 |
|                          | 2016                      | 1 005                             | 30                                  | 446              | 3 753               | 11 489      | 6 096 |

**Tabel 3.2.1 Lanjutan**  
**Table Continued**

|                      | Kecamatan<br><i>Subdistrict</i> | Kontrasepsi/ <i>Contraception</i> |                        | PUS<br><i>Family Fertil</i> | Persen<br><i>Percent</i> |
|----------------------|---------------------------------|-----------------------------------|------------------------|-----------------------------|--------------------------|
|                      |                                 | Kondom<br><i>Condom</i>           | Jumlah<br><i>Total</i> |                             |                          |
|                      | (1)                             | (8)                               | (9)                    | (10)                        | (11)                     |
| 01                   | Wonotunggal                     | 138                               | 1 518                  | 8 656                       | 17,54                    |
| 02                   | Bandar                          | 213                               | 2 002                  | 14 714                      | 13,61                    |
| 03                   | Blado                           | 179                               | 2 103                  | 9 802                       | 21,45                    |
| 04                   | Reban                           | 325                               | 1 717                  | 10 473                      | 16,39                    |
| 05                   | Bawang                          | 128                               | 1 849                  | 22 979                      | 8,05                     |
| 06                   | Tersono                         | 147                               | 1 400                  | 9 195                       | 15,23                    |
| 07                   | Gringsing                       | 381                               | 2 951                  | 17 072                      | 17,29                    |
| 08                   | Limpung                         | 389                               | 1 495                  | 9 291                       | 16,09                    |
| 09                   | Banyuputih                      | 86                                | 1 376                  | 9 546                       | 14,41                    |
| 10                   | Subah                           | 128                               | 1 667                  | 13 515                      | 12,33                    |
| 11                   | Pecalungan                      | 215                               | 1 268                  | 9 237                       | 13,73                    |
| 12                   | Tulis                           | 213                               | 1 349                  | 9 069                       | 14,87                    |
| 13                   | Kandeman                        | 148                               | 1 508                  | 10 384                      | 14,52                    |
| 14                   | Batang                          | 245                               | 3 108                  | 24 248                      | 12,82                    |
| 15                   | Warungasem                      | 76                                | 1 504                  | 9 829                       | 15,30                    |
| Jumlah/ <i>Total</i> | 2017                            | 3 011                             | 26 815                 | 188 010                     | 14,26                    |
|                      | 2016                            | 2 545                             | 24 364                 | 172 732                     | 14,11                    |

Sumber : Dinas Pemberdayaan Perempuan dan Perlindungan Anak, Pengendalian  
Penduduk dan Keluarga Berencana

Source: *Service of Women's Empowerment and Child Protection, Population and Family Planning*

**Tabel 3.2.2** Banyaknya Peserta Keluarga Berencana Aktif Menurut Kontrasepsi dan Kecamatan di Kabupaten Batang, 2017  
**Number of Active Participant of Family Planning by Contraception and Subdistrict in Batang Regency (), 2017**

| Kecamatan<br>Subdistrict | Kontrasepsi/Contraception |                                   |                                     |                  |                     |             |        |
|--------------------------|---------------------------|-----------------------------------|-------------------------------------|------------------|---------------------|-------------|--------|
|                          | IUD                       | MOP<br>Male<br>Operation<br>Medic | MOW<br>Female<br>Operation<br>Medic | Susuk<br>Implant | Suntik<br>Injection | Pil<br>Pill |        |
| (1)                      | (2)                       | (3)                               | (4)                                 | (5)              | (6)                 | (7)         |        |
| 01 Wonotunggal           | 394                       | 235                               | 327                                 | 790              | 3 561               | 1 564       |        |
| 02 Bandar                | 710                       | 274                               | 436                                 | 1 942            | 5 112               | 2 504       |        |
| 03 Blado                 | 451                       | 448                               | 482                                 | 1 478            | 3 379               | 1 376       |        |
| 04 Reban                 | 782                       | 656                               | 371                                 | 928              | 3 260               | 1 388       |        |
| 05 Bawang                | 1 108                     | 394                               | 326                                 | 1 707            | 6 038               | 1 688       |        |
| 06 Tersono               | 542                       | 368                               | 357                                 | 1 279            | 3 147               | 1 305       |        |
| 07 Gringsing             | 568                       | 116                               | 501                                 | 376              | 8 479               | 3 447       |        |
| 08 Limpung               | 460                       | 274                               | 336                                 | 565              | 4 218               | 1 142       |        |
| 09 Banyuputih            | 563                       | 148                               | 284                                 | 380              | 4 093               | 2 122       |        |
| 10 Subah                 | 998                       | 204                               | 726                                 | 431              | 6 878               | 1 897       |        |
| 11 Pecalungan            | 369                       | 585                               | 507                                 | 549              | 3 272               | 1 284       |        |
| 12 Tulis                 | 218                       | 212                               | 340                                 | 701              | 3 871               | 1 637       |        |
| 13 Kandeman              | 151                       | 87                                | 306                                 | 645              | 5 535               | 1 337       |        |
| 14 Batang                | 1 271                     | 52                                | 1 143                               | 1 128            | 10 967              | 3 602       |        |
| 15 Warungasem            | 619                       | 105                               | 476                                 | 693              | 4 736               | 1 081       |        |
| Jumlah/Total             | 2017                      | 9 204                             | 4 158                               | 6 918            | 13 592              | 76 545      | 27 374 |
|                          | 2016                      | 8 423                             | 4 083                               | 6 753            | 16 574              | 69 798      | 25 029 |

**Tabel 3.2.2 Lanjutan**  
**Table Continued**

|    | Kecamatan<br>Subdistrict | Kontrasepsi/Contraception |                 | PUS<br>Family<br>Fertil | Persen<br>Percent |       |
|----|--------------------------|---------------------------|-----------------|-------------------------|-------------------|-------|
|    |                          | Kondom<br>Condom          | Jumlah<br>Total |                         |                   |       |
|    | (1)                      | (8)                       | (9)             | (10)                    | (11)              |       |
| 01 | Wonotunggal              | 237                       | 7 108           | 8 656                   | 82,12             |       |
| 02 | Bandar                   | 520                       | 11 498          | 14 714                  | 78,14             |       |
| 03 | Blado                    | 278                       | 7 892           | 9 802                   | 80,51             |       |
| 04 | Reban                    | 1 127                     | 8 512           | 10 473                  | 81,28             |       |
| 05 | Bawang                   | 611                       | 11 872          | 22 979                  | 89,80             |       |
| 06 | Tersono                  | 387                       | 7 385           | 9 195                   | 80,32             |       |
| 07 | Gringsing                | 994                       | 14 481          | 17 072                  | 84,82             |       |
| 08 | Limpung                  | 613                       | 7 608           | 9 291                   | 81,89             |       |
| 09 | Banyuputih               | 475                       | 8 065           | 9 546                   | 84,49             |       |
| 10 | Subah                    | 315                       | 11 449          | 13 515                  | 84,71             |       |
| 11 | Pecalungan               | 454                       | 7 020           | 9 237                   | 76,00             |       |
| 12 | Tulis                    | 513                       | 7 492           | 9 069                   | 82,61             |       |
| 13 | Kandeman                 | 135                       | 8 196           | 10 384                  | 78,93             |       |
| 14 | Batang                   | 590                       | 18 753          | 24 248                  | 77,34             |       |
| 15 | Warungasem               | 368                       | 8 078           | 9 829                   | 82,19             |       |
|    | Jumlah/Total             | 2017                      | 7 617           | 145 408                 | 188 010           | 84,49 |
|    |                          | 2016                      | 6 974           | 137 634                 | 172 732           | 79,68 |

Sumber : Dinas Pemberdayaan Perempuan dan Perlindungan Anak, Pengendalian  
Penduduk dan Keluarga Berencana

Source: Service of Women's Empowerment and Child Protection, Population and Family  
Planning



**Tabel 3.2.3 Banyaknya PPKB dan Kelompok KB Desa Menurut Kecamatan di Kabupaten Batang, 2017**  
***Number of Family Planning Motivator and Fieldworker and Village Family Planning Groups in Batang Regency, 2017***

| Kecamatan<br><i>Subdistrict</i> | Desa<br><i>Village</i> | PPKBD<br><i>Family<br/>Planning<br/>Motivator and<br/>Fieldworker</i> | Rata-rata<br>Per Desa<br><i>Average<br/>Per Village</i> | Kelompok<br>KB Desa<br><i>Village Family<br/>Planning Groups</i> | Rata-rata<br>Per Desa<br><i>Average<br/>Per Village</i> |       |
|---------------------------------|------------------------|---|---|--|---|-------|
| (1)                             | (2)                    | (3)   | (4)   | (5)  | (6)   |       |
| 01                              | Wonotunggal            | 15  | 15  | 1  | 196   | 13,07 |
| 02                              | Bandar                 | 17  | 17  | 1  | 351   | 20,65 |
| 03                              | Blado                  | 18  | 18  | 1  | 234   | 13,00 |
| 04                              | Reban                  | 19  | 19  | 1  | 246   | 12,95 |
| 05                              | Bawang                 | 20  | 20  | 1  | 356   | 17,80 |
| 06                              | Tersono                | 20  | 20  | 1  | 263   | 13,15 |
| 07                              | Gringsing              | 15  | 15  | 1  | 314   | 20,93 |
| 08                              | Limpung                | 17  | 18  | 1  | 232   | 13,65 |
| 09                              | Banyuputih             | 11  | 11  | 1  | 175   | 15,91 |
| 10                              | Subah                  | 17  | 17  | 1  | 291   | 17,12 |
| 11                              | Pecalungan             | 10  | 10  | 1  | 185   | 18,50 |
| 12                              | Tulis                  | 17  | 17  | 1  | 175   | 10,29 |
| 13                              | Kandeman               | 13  | 13  | 1  | 229   | 17,62 |
| 14                              | Batang                 | 21  | 25  | 1  | 502   | 23,90 |
| 15                              | Warungasem             | 18  | 18  | 1  | 222   | 12,33 |
| Jumlah/Total                    | 2017                   | 248   | 253   | 1  | 3 971   | 16,01 |
|                                 | 2016                   | 248   | 252   | 1  | 3 971   | 15,21 |
|                                 | 2015                   | 248   | 253   | 1  | 3 975   | 15,71 |
|                                 | 2014                   | 248   | 253   | 1  | 3 972   | 15,70 |

Sumber : Dinas Pemberdayaan Perempuan dan Perlindungan Anak, Pengendalian Penduduk dan Keluarga Berencana

Source: *Service of Women's Empowerment and Child Protection, Population and Family Planning*

**Tabel 3.2.4** Perkembangan Tahapan Keluarga Sejahtera Menurut Kecamatan di Kabupaten Batang, 2017  
**Table** *Development of Prosperous Family Stage by District in Batang Regency, 2017*

|    | Kecamatan<br><i>Subdistrict</i> | Jumlah KK<br><i>Family</i> | Pra Sejahtera<br><i>Pra Prosperous</i> | Persen<br><i>Percent</i> | Sejahtera I<br><i>Prosperous I</i> | Persen<br><i>Percent</i> |
|----|---------------------------------|----------------------------|--|--------------------------|------------------------------------|--------------------------|
|    | (1)                             | (2)                        | (3)                                    | (4)                      | (5)                                | (6)                      |
| 01 | Wonotunggal                     | 11 168                     | 2 686                                  | 24,05                    | 2 969                              | 26,58                    |
| 02 | Bandar                          | 19 478                     | 8 993                                  | 46,17                    | 5 522                              | 28,35                    |
| 03 | Blado                           | 13 711                     | 5 952                                  | 43,41                    | 2 901                              | 21,16                    |
| 04 | Reban                           | 12 590                     | 4 487                                  | 35,64                    | 2 811                              | 22,33                    |
| 05 | Bawang                          | 17 247                     | 7 635                                  | 44,27                    | 732                                | 4,24                     |
| 06 | Tersono                         | 12 731                     | 5 588                                  | 43,89                    | 2 291                              | 18,00                    |
| 07 | Gringsing                       | 20 426                     | 5 814                                  | 28,46                    | 4 120                              | 20,17                    |
| 08 | Limpung                         | 14 291                     | 4 080                                  | 28,55                    | 3 081                              | 21,56                    |
| 09 | Banyuputih                      | 11 616                     | 3 482                                  | 29,98                    | 2 794                              | 24,05                    |
| 10 | Subah                           | 17 009                     | 4 982                                  | 29,29                    | 2 765                              | 16,26                    |
| 11 | Pecalungan                      | 10 331                     | 4 515                                  | 43,70                    | 2 079                              | 20,12                    |
| 12 | Tulis                           | 12 134                     | 4 812                                  | 39,66                    | 2 960                              | 24,39                    |
| 13 | Kandeman                        | 14 730                     | 6 355                                  | 43,14                    | 3 170                              | 21,52                    |
| 14 | Batang                          | 37 169                     | 4 301                                  | 11,57                    | 9 787                              | 26,33                    |
| 15 | Warungasem                      | 14 833                     | 3 101                                  | 20,91                    | 5 069                              | 34,17                    |
|    | Jumlah/ <i>Total</i> 2017       | 239 464                    | 76 783                                 | 32,06                    | 53 051                             | 22,15                    |
|    | 2016                            | 230 134                    | 77 247                                 | 33,57                    | 53 051                             | 23,05                    |

**Tabel 3.2.4 Lanjutan**  
**Table Continued**

| Kecamatan<br><i>Subdistrict</i> | Sejahtera II<br><i>Prosperous II</i> | Persen<br><i>Percent</i> | Sejahtera III<br><i>Prosperous III</i> | Persen<br><i>Percent</i> | Sejahtera III +<br><i>Prosperous III+</i> | Persen<br><i>Percent</i> |
|---------------------------------|--------------------------------------|--------------------------|--|--------------------------|---|--------------------------|
| (1)                             | (7)                                  | (8)                      | (9)                                    | (10)                     | (11)                                      | (12)                     |
| 01 Wonotunggal                  | 3 609                                | 32,32                    | 1 751                                  | 15,68                    | 153                                       | 16,44                    |
| 02 Bandar                       | 3 091                                | 15,87                    | 1 714                                  | 8,80                     | 158                                       | 9,73                     |
| 03 Blado                        | 2 995                                | 21,84                    | 1 626                                  | 11,86                    | 237                                       | 20,74                    |
| 04 Reban                        | 3 683                                | 29,25                    | 1 535                                  | 12,19                    | 74  | 7,05                     |
| 05 Bawang                       | 6 987                                | 40,51                    | 1 876                                  | 10,88                    | 17  | 1,18                     |
| 06 Tersono                      | 3 710                                | 29,14                    | 1 045                                  | 8,21                     | 97  | 9,14                     |
| 07 Gringsing                    | 4 685                                | 22,94                    | 5 703                                  | 27,92                    | 104                                       | 6,11                     |
| 08 Limpung                      | 4 895                                | 34,25                    | 1 973                                  | 13,81                    | 262                                       | 22,00                    |
| 09 Banyuputih                   | 3 551                                | 30,57                    | 1 551                                  | 13,35                    | 238                                       | 24,59                    |
| 10 Subah                        | 5 134                                | 30,18                    | 3 928                                  | 23,09                    | 200                                       | 14,11                    |
| 11 Pecalungan                   | 2 875                                | 27,83                    | 862                                    | 8,34                     | -   | -                        |
| 12 Tulis                        | 3 268                                | 26,93                    | 1 049                                  | 8,65                     | 45  | 4,45                     |
| 13 Kandeman                     | 3 370                                | 22,88                    | 1 816                                  | 12,33                    | 19  | 1,55                     |
| 14 Batang                       | 15 545                               | 41,82                    | 6 356                                  | 17,10                    | 1 180                                     | 38,10                    |
| 15 Warungasem                   | 4 140                                | 27,91                    | 2 202                                  | 14,85                    | 321                                       | 25,97                    |
| Jumlah/ <i>Total</i> 2017       | 71 538                               | 29,87                    | 34 987                                 | 14,61                    | 3 105                                     | 1,30                     |
| 2016                            | 61 744                               | 26,83                    | 34 987                                 | 15,20                    | 3 105                                     | 1,35                     |

Sumber : Dinas Pemberdayaan Perempuan dan Perlindungan Anak, Pengendalian Penduduk dan Keluarga Berencana

Source: *Service of Women's Empowerment and Child Protection, Population and Family Planning*

## 3.3 AKTE/CERTIFICATE

**Tabel 3.3.1 Banyaknya Pelayanan Akta Menurut Jenis dan Bulan di Kabupaten Batang, 2017**  
**Number of Certificate Arrangement by Type and Month in Batang Regency, 2017**

| Bulan<br>Month | Pelayanan Akta/Certificate Arrangement |               |                   |                  |   |                            |   |
|----------------|--|---------------|-------------------|------------------|---|----------------------------|---|
|                | Lahir<br>Birth                         | Mati<br>Death | Kawin<br>Marriage | Cerai<br>Divorce | Pengesahan<br>Anak<br>Child<br>Legalization | Angkat<br>Anak<br>Adoption |   |
| (1)            | (2)                                    | (3)           | (4)               | (5)              | (6)   | (7)                        |   |
| 01. Januari    | 1 881                                  | 263           | 1                 | -                | -   | -                          |   |
| 02. Februari   | 2 205                                  | 499           | 1                 | -                | -   | -                          |   |
| 03. Maret      | 2 481                                  | 540           | 1                 | -                | -   | -                          |   |
| 04. April      | 1 306                                  | 257           | 1                 | 1                | -   | -                          |   |
| 05. Mei        | 1 490                                  | 193           | 4                 | -                | 1   | -                          |   |
| 06. Juni       | 1 531                                  | 134           | 2                 | -                | 2   | -                          |   |
| 07. Juli       | 3 767                                  | 210           | 8                 | -                | 4   | 2                          |   |
| 08. Agustus    | 3 029                                  | 279           | 2                 | -                | 6   | 2                          |   |
| 09. September  | 2 357                                  | 236           | 4                 | -                | -   | -                          |   |
| 10. Oktober    | 2 006                                  | 721           | 4                 | -                | -   | -                          |   |
| 11. November   | 1 655                                  | 702           | 2                 | -                | 6   | 2                          |   |
| 12. Desember   | 1 450                                  | 410           | 4                 | -                | -   | -                          |   |
| Jumlah/Total   | 2017                                   | 25 158        | 4 444             | 34               | 1   | 19                         | 6 |
|                | 2016                                   | 22 059        | 2 835             | 20               | 6   | 2                          | 3 |
|                | 2015                                   | 25 663        | 1 093             | 23               | 3   | 3                          | 7 |
|                | 2014                                   | 27 147        | 33                | 21               | 4   | -                          | 9 |

Sumber : Dinas Kependudukan dan Pencatatan Sipil

Source : Service of Population and Civil Registration

**3.4 KETENAGAKERJAAN/EMPLOYMENT**

**Tabel 3.4.1 Penduduk Kabupaten Batang Berumur 15 Tahun Ke atas dan Kegiatan Selama Seminggu Yang Lalu, 2011-2017**  
**Batang Regency Population 15 Rears of Age and Over and Type of Activity During The Previous Week, 2011-2017**

| Tahun<br>Year | Angkatan Kerja/ <i>Economically Active</i> |   |   |                 | Jumlah<br>Angkatan<br>Kerja<br>Total<br><i>Economically<br/>Active</i> |
|---------------|--|---|---|-----------------|--|
|               | Bekerja<br><i>Working</i>                  | Pengangguran Terbuka<br><i>Unemployment</i> |   | Jumlah<br>Total |  |
|               |  | Pernah<br>Bekerja<br><i>Ever Worked</i>     | Tidak<br>Pernah<br>Bekerja<br><i>Never<br/>Worked</i> |                 |  |
| (1)           | (2)  | (3)   | (4)   | (5)             | (6)  |
| 2011          | 359 528                                    | 8 894                                       | 16 764  | 25 658          | 385 186  |
| 2012          | 366 290                                    | 11 665                                      | 11 212  | 22 877          | 389 167  |
| 2013          | 359 366                                    | 14 477                                      | 12 660  | 27 137          | 386 503  |
| 2014          | 366 284                                    | 11 617                                      | 17 728  | 29 345          | 395 629  |
| 2015          | 361 065                                    | 6 751                                       | 10 504  | 17 255          | 378 320  |
| 2016          | ...  | ...   | ...   | ...             | ...  |
| 2017          | 365 710                                    | 8 218                                       | 14 379  | 22 597          | 388 307  |

**Tabel**      **3.4.1**      **Lanjutan**  
**Table**                      **Continued**

| Bukan Angkatan Kerja/Not Economically Active |                                |   |                   |                 |
|--|--------------------------------|---|-------------------|-----------------|
| Tahun<br>Year                                | Sekolah<br>Attending<br>School | Mengurus<br>Rumah Tangga<br>House Keeping | Lainnya<br>Others | Jumlah<br>Total |
| (1)  | (7)                            | (8)                                       | (9)               | (10)            |
| 2011   | 28 750                         | 89 754                                    | 26 027            | 144 531         |
| 2012   | 28 029                         | 93 512                                    | 26 419            | 147 960         |
| 2013   | 28 684                         | 110 430                                   | 19 006            | 158 120         |
| 2014   | 33 419                         | 99 401                                    | 23 544            | 156 364         |
| 2015   | 31 683                         | 126 225                                   | 23 260            | 181 168         |
| 2016   | ...                            | ...                                       | ...               | ...             |
| 2017   | 33 519                         | 121 636                                   | 30 135            | 185 290         |

**Tabel**      **3.4.1**      **Lanjutan**  
**Table**                      **Continued**

| Tahun<br>Year | Penduduk<br>15+ Tahun<br>Population<br>15+ Years | Persentase<br>Bekerja Terhadap<br>Angkatan Kerja<br>Percentage<br>Working to<br>Economically<br>Active | Tingkat<br>Pengangguran<br>Terbuka (TPT)<br>Unemployment<br>Rate<br>(Persen) | Persentase<br>Angkatan Kerja<br>Terhadap Penduduk<br>Usia Kerja<br>Percentage<br>Economically Active<br>to Working Age<br>Population |
|---------------|--|--|--|--|
| (1)           | (11)   | (12)   | (13)   | (14)   |
| 2011          | 529 717  | 93,34  | 6,66   | 72,72  |
| 2012          | 537 127  | 94,12  | 5,88   | 72,45  |
| 2013          | 544 623  | 92,98  | 7,02   | 70,97  |
| 2014          | 551 993  | 92,58  | 7,42   | 71,67  |
| 2015          | 559 488  | 95,44  | 4,56   | 67,62  |
| 2016          | ...  | ...  | ...  | ...  |
| 2017          | 573 597  | 94,18  | 5,82   | 67,70  |

Keterangan : ... data tidak tersedia

Notes : ... data not available

Sumber : Survei Angkatan Kerja Nasional 2017, BPS Kabupaten Batang

Source : Survey of National Labor Force 2017, BPS-Statistics of Batang Regency

**Tabel 3.4.2 Jumlah Perizinan yang Telah Diterbitkan Dinas Penanaman Modal, Pelayanan Terpadu Satu Pintu dan Tenaga Kerja Menurut Jenisnya di Kabupaten Batang, 2017**  
**Number of Licenses Issued by Service of Investment, One Stop Service and Manpower by Type in Batang Regency, 2017**

| Jenis Perizinan<br><i>Type of Licenses</i>                            | Jumlah<br><i>Total</i> |
|---|------------------------|
| (1)   | (2)                    |
| 1. Pendaftaran Penanaman Modal  | -                      |
| 2. Izin Prinsip Penanaman Modal                                       | 44                     |
| 3. Izin Prinsip Perluasan Penanaman Modal                             | -                      |
| 4. Izin Prinsip Perubahan Penanaman Modal                             | -                      |
| 5. Izin Usaha   | -                      |
| 6. Izin Usaha Perluasan   | -                      |
| 7. Izin Usaha Perubahan   | -                      |
| 8. Izin Usaha Penggabungan Perusahaan Penanaman Modal                 | -                      |
| 9. Izin Lokasi  | 11                     |
| 10. Izin Mendirikan Bangunan (IMB)                                    | 221                    |
| 11. Izin Gangguan (HO)  | 276                    |
| 12. Izin Usaha Industri ( IUI)  | 4                      |
| 13. Surat Izin Usaha Perdagangan (SIUP)                               | 246                    |
| 14. Izin Perluasan Industri (IPI)                                     | -                      |
| 15. Tanda Daftar Perusahaan (TDP)                                     | 237                    |
| 16. Tanda Daftar Industri (TDI)                                       | 26                     |
| 17. Tanda Daftar Gudang (TDG)   | 10                     |
| 18. Izin Reklame  | 42                     |
| 19. Izin Usaha Jasa Konstruksi (IUJK)                                 | 74                     |
| 20. Izin Usaha Angkutan   | 6                      |
| 21. Izin Trayek   | 719                    |
| 22. Surat Persetujuan Izin Trayek (SPIT)                              | -                      |
| 23. Pembaharuan IUIPHHK (Izin Usaha Industri Primer Hasil Hutan Kayu) | -                      |
| 24. Izin Usaha Rice Mill  | -                      |
| 25. Tanda Daftar Usaha Pariwisata                                     | 12                     |



**Tabel** 3.4.2 **Lanjutan**  
**Table** **Continued**

| Jenis Perizinan<br><i>Type of Licenses</i>            | Jumlah<br><i>Total</i> |
|---|------------------------|
| (1)   | (2)                    |
| 26. Izin Perubahan Penggunaan Tanah (IPPT)            | 87                     |
| 27. Izin Perpanjangan IMTA                            | 19                     |
| 28. Izin Lembaga Pelatihan Kerja Swasta (LPKS)        | 1                      |
| 29. Izin Mempergunakan Ketel Uap                      | -                      |
| 30. Izin Mempergunakan Tangki Timbul                  | -                      |
| 31. Izin Penyelenggaraan Undian Gratis Berhadiah      | -                      |
| 32. Izin Pengumpulan Uang dan Barang                  | -                      |
| 33. Izin Mengadopsi Anak                              | -                      |
| 34. Izin Operasional Panti                            | -                      |
| 35. Izin Rumah Sakit Tipe C                           | 1                      |
| 36. Izin Rumah Sakit Tipe D                           | -                      |
| 37. Izin Klinik Pratama                               | 1                      |
| 38. Izin Klinik Utama                                 | -                      |
| 39. Izin Apotek                                       | 15                     |
| 40. Izin Toko Obat                                    | -                      |
| 41. Izin Optik  | -                      |
| 42. Izin Pengobat Tradisional                         | 2                      |
| 43. Izin Pangan Industri Rumah Tangga                 | 63                     |
| 44. Izin Praktek Dokter                               | 142                    |
| 45. Izin Praktek Bidan                                | 23                     |
| 46. Izin Kerja Bidan                                  | 74                     |
| 47. Izin Praktek Perawat                              | 42                     |
| 48. Izin Kerja Perawat                                | 274                    |
| 49. Izin Praktek Apoteker                             | 26                     |
| 50. Izin Kerja Tenaga Teknis Kefarmasian              | 94                     |
| 51. Izin Praktek Ahli Teknologi Laboratorium Medik    | 40                     |
| 52. Izin Kerja Refraksionist Optisien                 | 4                      |
| 53. Izin Kerja Tenaga Gizi                            | 4                      |
| 54. Izin Pendirian TK Negeri                          | -                      |
| 55. Izin Pendirian TK yang diselenggarakan masyarakat | 1                      |

**Tabel** 3.4.2 **Lanjutan**  
**Table** **Continued**

| Jenis Perizinan<br><i>Type of Licenses</i>                 | Jumlah<br><i>Total</i> |
|--|------------------------|
| (1)  | (2)                    |
| 56. Izin Pendirian SD Negeri                               | -                      |
| 57. Izin Pendirian SD yang diselenggarakan masyarakat      | 1                      |
| 58. Izin Pendirian SMP Negeri                              | -                      |
| 59. Izin Pendirian SMP yang diselenggarakan masyarakat     | 1                      |
| 60. Izin PKBM (Pusat Kegiatan Belajar Masyarakat)          | -                      |
| 61. Izin LKP (Lembaga Kursus dan Pelatihan)                | 10                     |
| 62. Izin TBM (Taman Belajar Masyarakat)                    | -                      |
| 63. Izin KBU (Kelompok Belajar Usaha)                      | -                      |
| 64. Izin KB (Kelompok Bermain)                             | 9                      |
| 65. Izin TPA (Tempat Penitipan Anak)                       | 1                      |
| 66. Izin Pos PAUD  | 3                      |
| 67. Izin Badan Hukum Koperasi                              | -                      |
| 68. Izin Usaha Operasional Simpan Pinjam                   | 8                      |
| 69. IUTM (Izin Usaha Toko Modern)                          | -                      |
| 70. IUP2T (Izin Usaha Pengelolaan Pasar Rakyat)            | -                      |
| 71. Izin Pembuangan Limbah Cair                            | 3                      |
| 72. Izin Tempat Penyimpanan Sementara Limbah Berbahaya dan | 5                      |
| 73. Izin Penyelenggaraan Unit Pelayanan Hemodialisis       | -                      |
| 74. Izin Penyelenggaraan Pusat Kesehatan Masyarakat        | 21                     |
| 75. Izin Penyelenggaraan Laboratorium Klinik Umum Pratama  | -                      |
| <i>Jumlah / Total</i>                                      | 2 903                  |
|  | 2016                   |
|  | 3 132                  |

Jenis Perizinan berdasarkan Peraturan Bupati Batang nomor 22 Tahun 2017 tentang Pendelegasian wewenang Pemberian Perizinan dan Non Perizinan di Bidang Penanaman Modal Kepala Dinas Penanaman Modal, Pelayanan Terpadu Satu Pintu dan Tenaga Kerja Kabupaten Batang

Sumber : Dinas Penanaman Modal, Pelayanan Terpadu Satu Pintu dan Tenaga Kerja  
Source : *Service of Investment, One Stop Service and Manpower*

**Tabel 3.4.3 Penanaman Modal Menurut Sektor dan Sub Sektor di Kabupaten Batang, 2017**  
*Investment by Sector and Sub Sector in Batang Regency, 2017*

| Sektor/Sub Sektor<br><i>Sector/Sub Sector</i>   | Jumlah<br>Proyek<br><i>Total<br/>Project</i> | Investasi<br><i>Investment</i><br>(Rp) | Tenaga<br>Kerja<br><i>Labour</i> |
|---|--|--|----------------------------------|
| (1)   |  |  | (2)                              |
| <b>I SEKTOR PRIMER</b>                          |  |  |                                  |
| Tanaman pangan dan perkebunan                   | 1  | 600 000 000                            | 9                                |
| Peternakan                                      | 8  | 30 816 100 000                         | 185                              |
| Perikanan                                       | 1  | 1 000 000 000                          | 5                                |
| Kehutanan                                       | -  | -                                      | -                                |
| Pertambangan                                    | 1  | 600 000 000                            | 5                                |
| <b>II SEKTOR SEKUNDER</b>                       |  |  |                                  |
| Industri makanan                                | -  | -                                      | -                                |
| Industri tekstil                                | 1  | 550 000 000                            | 5                                |
| Industri barang dari kulit, alas kaki           | -  | -                                      | -                                |
| Industri kayu                                   | 5  | 7 974 492 375                          | 98                               |
| Industri kertas dan percetakan                  | -  | -                                      | -                                |
| Industri kimia dan farmasi                      | -  | -                                      | -                                |
| Industri karet dan plastik                      | -  | -                                      | -                                |
| Industri mineral non logam                      | 7  | 25 125 000 000                         | 210                              |
| Industri logam, mesin dan elektronika           | -  | -                                      | -                                |
| Industri instrument kedokteran, presisi & optik | -  | -                                      | -                                |
| Industri kendaraan bermotor dan alat            | 1  | 800 000 000                            | 30                               |
| Industri lainnya                                | -  | -                                      | -                                |
| <b>III SEKTOR TERSIER</b>                       |  |  |                                  |
| Listrik, gas dan air                            | -  | -                                      | -                                |
| Konstruksi                                      | 38   | 23 680 750 000                         | 200                              |
| Perdagangan dan reparasi                        | 48   | 37 870 600 739                         | 370                              |
| Hotel dan restoran                              | 1  | 1 280 000 000                          | 10                               |
| Transportasi, gudang dan komunikasi             | 10   | 9 434 527 576                          | 80                               |
| Perumahan, kawasan industri dan perkantoran     | 23   | 210 436 390 600                        | 606                              |
| Jasa lainnya                                    | 14   | 71 470 106 543                         | 271                              |
| <i>Jumlah/Total</i>                             | 2017   | 159 421 637 967 833                    | 2 084                            |
|   | 2016   | 220 530 386 468 650                    | 2 147                            |

Sumber : Dinas Penanaman Modal, Pelayanan Terpadu Satu Pintu dan Tenaga Kerja

Source : *Service of Investment, One Stop Service and Manpower*

**Tabel 3.4.4 Penanaman Modal Menurut Kecamatan di Kabupaten Batang, 2017**  
**Table Investment by Subdistrict in Batang Regency, 2017**

| Kecamatan<br>Subdistrict | Jumlah<br>Proyek<br>Total<br>Project | Realisasi Investasi<br>Realization of Investment<br>(Rp) | Penyerapan Tenaga Kerja<br>Absorption of Labor |                  |   |
|--------------------------|--------------------------------------|--|--|------------------|---|
|                          |                                      |  | Indonesia<br>Indonesia                         | Asing<br>Foreign |   |
| (1)                      | (2)                                  | (3)  | (4)  | (5)              |   |
| 01. Wonotunggal          | 70                                   | 232 286 201 825  | 915  | -                |   |
| 02. Bandar               | 9                                    | 51 576 525 600   | 120  | -                |   |
| 03. Blado                | 10                                   | 10 825 000 000   | 132  | -                |   |
| 04. Reban                | 7                                    | 4 003 000 000  | 45   | -                |   |
| 05. Bawang               | 4                                    | 4 254 200 000  | 17   | -                |   |
| 06. Tersono              | -                                    | -  | -  | -                |   |
| 07. Gringsing            | 4                                    | 3 080 000 000  | 20   | -                |   |
| 08. Limpung              | 5                                    | 25 015 900 000   | 90   | -                |   |
| 09. Banyuputih           | 3                                    | 2 296 500 000  | 20   | -                |   |
| 10. Subah                | 2                                    | 1 700 000 000  | 10   | -                |   |
| 11. Pecalungan           | 14                                   | 17 572 077 543   | 201  | -                |   |
| 12. Tulis                | 6                                    | 10 226 000 000   | 81   | -                |   |
| 13. Kandeman             | 4                                    | 7 280 463 239  | 24   | -                |   |
| 14. Batang               | 6                                    | 7 484 500 000  | 155  | -                |   |
| 15. Warungasem           | 15                                   | 44 037 599 626   | 254  | -                |   |
| Jumlah/Total             | 2017                                 | 159  | 421 637 967 833                                | 2 084            | - |
|                          | 2016                                 | 220  | 530 386 468 650                                | 2 147            | - |

Sumber : Dinas Penanaman Modal, Pelayanan Terpadu Satu Pintu dan Tenaga Kerja  
 Source : Service of Investment, One Stop Service and Manpower

**Tabel 3.4.5 Jumlah Pencari Kerja Terdaftar, Lowongan Kerja dan Penempatan Menurut Bulan dan Jenis Kelamin di Kabupaten Batang, 2017**  
***Number of Registered Job Seekers, Vacancy and Placement by Month and Sex in Batang Regency, 2017***

| Bulan<br><i>Month</i>     | Pencari Kerja Terdaftar<br><i>Registered Job Seekers</i> |                            |                        | Lowongan Kerja<br><i>Lowongan Kerja</i> |                            |                        |
|---------------------------|--|----------------------------|------------------------|---|----------------------------|------------------------|
|                           | Laki-laki<br><i>Male</i>                                 | Perempuan<br><i>Female</i> | Jumlah<br><i>Total</i> | Laki-laki<br><i>Male</i>                | Perempuan<br><i>Female</i> | Jumlah<br><i>Total</i> |
| (1)                       | (2)  | (3)                        | (4)                    | (5)                                     | (6)                        | (7)                    |
| 01 Januari                | 215  | 273                        | 488                    | 15                                      | 49                         | 64                     |
| 02 Pebruari               | 146  | 164                        | 310                    | 31                                      | 64                         | 95                     |
| 03 Maret                  | 95   | 285                        | 380                    | 15                                      | 379                        | 394                    |
| 04 April                  | 97   | 156                        | 253                    | 35                                      | 173                        | 208                    |
| 05 Mei                    | 183  | 196                        | 379                    | 33                                      | 162                        | 195                    |
| 06 Juni                   | 85   | 104                        | 189                    | 10                                      | 78                         | 88                     |
| 07 Juli                   | 447  | 415                        | 862                    | 19                                      | 165                        | 184                    |
| 08 Agustus                | 200  | 299                        | 499                    | 16                                      | 145                        | 161                    |
| 09 September              | 155  | 219                        | 374                    | 20                                      | 110                        | 130                    |
| 10 Oktober                | 201  | 270                        | 471                    | 25                                      | 118                        | 143                    |
| 11 Nopember               | 161  | 168                        | 329                    | 13                                      | 89                         | 102                    |
| 12 Desember               | 122  | 146                        | 268                    | 10                                      | 104                        | 114                    |
| Jumlah/ <i>Total</i> 2017 | 2 107  | 2 695                      | 4 802                  | 242                                     | 1 636                      | 1 878                  |
| 2016                      | 2 790  | 2 680                      | 5 470                  | 2 230                                   | 2 281                      | 4 511                  |

**Tabel** 3.4.5 **Lanjutan**  
**Table** 3.4.5 **Continued**

| Bulan<br>Month | Penempatan / Placement                  |                     |                 |   |                     |                 |      |
|----------------|---|---------------------|-----------------|---|---------------------|-----------------|------|
|                | Antar Kerja Lokal<br>Between Local Work |                     |                 | Antar Kerja Antar Daerah<br>Inter-Regional Work |                     |                 |      |
|                | Laki-laki<br>Male                       | Perempuan<br>Female | Jumlah<br>Total | Laki-laki<br>Male                               | Perempuan<br>Female | Jumlah<br>Total |      |
|                | (1)                                     | (8)                 | (9)             | (10)  | (11)                | (12)            | (13) |
| 01 Januari     | -                                       | -                   | -               | -   | -                   | -               |      |
| 02 Pebruari    | -                                       | -                   | -               | -   | -                   | -               |      |
| 03 Maret       | 8                                       | 153                 | 161             | -   | -                   | -               |      |
| 04 April       | 30                                      | 45                  | 75              | -   | -                   | -               |      |
| 05 Mei         | -                                       | 75                  | 75              | -   | -                   | -               |      |
| 06 Juni        | -                                       | -                   | -               | -   | -                   | -               |      |
| 07 Juli        | 2                                       | -                   | 2               | -   | -                   | -               |      |
| 08 Agustus     | -                                       | -                   | -               | -   | -                   | -               |      |
| 09 September   | -                                       | -                   | -               | -   | -                   | -               |      |
| 10 Oktober     | -                                       | -                   | -               | -   | 1                   | 1               |      |
| 11 Nopember    | -                                       | -                   | -               | -   | -                   | -               |      |
| 12 Desember    | -                                       | -                   | -               | -   | -                   | -               |      |
| Jumlah/Total   | 2017                                    | 40                  | 273             | 313   | -                   | 1               | 1    |
|                | 2018                                    | 1 455               | 906             | 2 361   | 160                 | 14              | 174  |

**Tabel** 3.4.5 **Lanjutan**  
**Table** 3.4.5 **Continued**

| Bulan<br>Month | Penempatan / Placement                         |                     |                 |                   |                     |                 |       |
|----------------|--|---------------------|-----------------|-------------------|---------------------|-----------------|-------|
|                | Antar Kerja Antar Negara<br>Inter-Country Work |                     |                 | Jumlah<br>Total   |                     |                 |       |
|                | Laki-laki<br>Male                              | Perempuan<br>Female | Jumlah<br>Total | Laki-laki<br>Male | Perempuan<br>Female | Jumlah<br>Total |       |
| (1)            | (8)  | (9)                 | (10)            | (11)              | (12)                | (13)            |       |
| 01 Januari     | 1  | 21                  | 22              | 231               | 343                 | 574             |       |
| 02 Pebruari    | 15   | 37                  | 52              | 192               | 265                 | 457             |       |
| 03 Maret       | 5  | 59                  | 64              | 123               | 876                 | 999             |       |
| 04 April       | 1  | 73                  | 74              | 163               | 447                 | 610             |       |
| 05 Mei         | 4  | 71                  | 75              | 220               | 504                 | 724             |       |
| 06 Juni        | -  | 69                  | 69              | 95                | 251                 | 346             |       |
| 07 Juli        | 6  | 146                 | 152             | 474               | 726                 | 1 200           |       |
| 08 Agustus     | 2  | 124                 | 126             | 218               | 568                 | 786             |       |
| 09 September   | 6  | 82                  | 88              | 181               | 411                 | 592             |       |
| 10 Oktober     | 6  | 87                  | 93              | 232               | 476                 | 708             |       |
| 11 Nopember    | 7  | 71                  | 78              | 181               | 328                 | 509             |       |
| 12 Desember    | 3  | 72                  | 75              | 135               | 322                 | 457             |       |
| Jumlah/Total   | 2017   | 56                  | 912             | 968               | 2 445               | 5 517           | 7 962 |
|                | 2016   | 42                  | 797             | 839               | 1 657               | 1 717           | 3 374 |

Sumber : Dinas Penanaman Modal, Pelayanan Terpadu Satu Pintu dan Tenaga Kerja  
Source : Service of Investment, One Stop Service and Manpower





# SOSIAL

## BAB 4

### Rasio Murid terhadap Guru



14,48  
SD/MI



15,22  
SMP/MTS



11,60  
SMA/SMK/MA

VS



1 GURU

### Fasilitas Kesehatan



3

Rumah Sakit



4 Puskesmas  
rawat inap



17 Puskesmas  
non perawatan



29 Puskesmas  
keliling



**PENJELASAN TEKNIS****TECHNICAL NOTES**

1. **Jenjang Pendidikan Formal** terdiri atas pendidikan dasar, pendidikan menengah, dan pendidikan tinggi. Jenis pendidikan yang diajarkan mencakup pendidikan umum, kejuruan, akademik, profesi, vokasi, keagamaan, dan khusus.
    - a. Pendidikan Dasar berbentuk Sekolah Dasar (SD) dan Madrasah Ibtidaiyah (MI) atau bentuk lain yang sederajat serta Sekolah Menengah Pertama (SMP) dan Madrasah Tsanawiyah (MTs), atau bentuk lain yang sederajat.
    - b. Pendidikan Menengah berbentuk Sekolah Menengah Atas (SMA), Madrasah Aliyah (MA), Sekolah Menengah Kejuruan (SMK), dan Madrasah Aliyah Kejuruan (MAK), atau bentuk lain yang sederajat.
    - c. Pendidikan Tinggi merupakan jenjang pendidikan setelah pendidikan menengah yang mencakup program pendidikan diploma, sarjana, magister, spesialis, dan doktor yang diselenggarakan oleh perguruan tinggi. Perguruan tinggi dapat berbentuk akademi, politeknik, sekolah tinggi, institut, atau universitas.
  2. **Rumah Sakit** adalah tempat pemeriksaan dan perawatan kesehatan, biasanya berada di bawah pengawasan dokter/tenaga medis,
1. **The Formal Education Level** consists of primary education, secondary education, and high education. The kind of education that taught consists of general education, vocational, academic, professional, religious, and specific education.
    - a. The Primary Education consists of Elementary School and Islamic Elementary School or other equivalent forms and Junior High School and MTs, or other equivalent forms.
    - b. The Secondary Education consists of the senior high school, MA, Vocational School, and Vocational Madrasah Aliyah, or other equivalent forms.
    - c. The High Education consists of the education level after the secondary education that consists of diplomas, bachelor, master, specialist, and doctoral degrees that are held by the college. The colleges can be academy, polytechnic, high school, institute, or university.
  2. **Hospital** is a place for health check, usually controlled/supervised by doctors/medical personnel to serve the ill patients to get outpatient or

yang melayani penderita yang sakit untuk berobat rawat jalan atau rawat inap.

3. **Puskesmas (Pusat Kesehatan Masyarakat)** adalah unit pelaksana teknis dinas kesehatan kabupaten/ kota yang mempunyai fungsi utama sebagai penyelenggara pelayanan kesehatan tingkat pertama. Wilayah kerja puskesmas maksimal adalah satu kecamatan dan untuk dapat menjangkau wilayah kerjanya, puskesmas mempunyai jaringan pelayanan yang meliputi unit Puskesmas Pembantu (Pustu), unit Puskesmas Keliling (Puskel), dan unit bidan desa/komunitas (Peraturan Menteri Kesehatan RI No. 75 Tahun 2015 Tentang Pusat Kesehatan Masyarakat).

4. **Imunisasi** adalah memasukkan kuman atau racun penyakit tertentu yang sudah dilemahkan (vaksin) ke dalam tubuh dengan cara disuntik atau diminum (diteteskan dalam mulut) dengan maksud agar terjadi kekebalan tubuh terhadap penyakit tersebut.

5. **BCG (Bacillus Calmette Guerin)** merupakan vaksinasi untuk mencegah penyakit TBC, diberikan pada bayi baru lahir atau anak, dengan suntikan pada kulit pangkal lengan atas. Bekas suntikan kemudian akan membentuk tonjolan kecil jaringan parut pada kulit lengan atas. Suntikan BCG diberikan

*inpatient treatment services.*

3. **Public Health Center** is technical implementation unit of regency health department that have the primary function as a first-level health care providers. The working area standard of public health center is one district and to reach their working areas, public health centers have a service network covering subsidiary of public health center, mobile public health center units, and midwife units (Regulation of the Minister of Health of Indonesia Number 75 Year 2015 about Public Health Center).

4. **Immunization** is putting enervated microbe of a certain disease into human body by injection or drinking (dropping into mouth) to make the body immune to that disease.

5. **BCG (Bacillus Calmette Guerin)** is a vaccine to prevent TBC disease, given to newborns or children, by injection at the base of the skin of the upper arm. Injection site will form little bumps of scar tissue in the skin of the upper arm. BCG injections given to children 1 times.

kepada anak sebanyak 1 kali.

6. **DPT (Difteri, Pertusis, Tetanus)** merupakan vaksin untuk mencegah penyakit Difteri, Pertusis, dan Tetanus yang diberikan pada bayi berumur 3 bulan ke atas, dengan suntikan pada paha, diulang 1 bulan dan 2 bulan kemudian, sehingga suntikan imunisasi DPT lengkap pada balita berjumlah 3 kali (kadang-kadang selang waktu antar suntikan bisa lebih dari 1 bulan)
6. ***DPT (Diphtheria, Pertussis, Tetanus) is a vaccine to prevent the diphtheria, pertussis, and tetanus disease, given to infants aged 3 months and above, with a shot in the thigh, repeated one month and two months later, so that the complete DPT immunization shots at toddler totaling 3 times (sometimes the time interval between injections can be more than 1 month).***

<https://batangkab.bps.go.id/>

**ULASAN****DESCRIPTION****1. Pendidikan**

Sarana pendidikan merupakan salah satu faktor yang mendukung pembangunan manusia. Menurut data Dinas Sosial dan Kebudayaan jumlah sekolah di Kabupaten Batang sebagai berikut: TK=286, RA=120, SD=456, MI=119, SMP=71, MTs=31, SMA=15, SMK=29 serta MA=12.

**2. Kesehatan**

Sarana kesehatan merupakan bagian yang sangat penting dalam peningkatan kesehatan masyarakat. Pada tahun 2017 sarana kesehatan yang ada di Kabupaten Batang adalah puskesmas perawatan 4 buah, puskesmas non perawatan 17 buah, puskesmas pembantu 43 buah, puskesmas keliling 29 buah dan Rumah Sakit Umum 3 buah, yaitu RSUD Batang, RS QIM, dan RSU Limpung.

Jumlah tenaga kesehatan di RSUD Kabupaten Batang sebanyak 662 orang yang terdiri dari 23 dokter spesialis, 14 orang dokter umum, 1 orang dokter gigi, 246 orang perawat, 53 bidan dan selebihnya adalah tenaga fisioterapi, apoteker, analis, non kesehatan dan lain-lain.

**1. Education**

*Educational facilities are one of the factors that support human development. According to data from the Department of Social and Culture the number of schools in Batang Regency is as follows: TK = 286, RA = 120, SD = 456, MI = 119, SMP = 71, MTs = 31, SMA = 15, SMK = 29 and MA = 12.*

**2. Health**

*The health facility is important parts in enhancing the community health. The health available in Batang in year 2017 is 4 community health centers ('Puskemas') hospitalized, 17 'Puskemas' non care, 43 sub community health centers ('Pustu'), 29 mobile public health centers and 3 general hospital namely RSUD Batang, RS QIM and RSU Limpung.*

*The number of health staff in Batang general hospital is 662 consisting of 23 specialist doctor, 14 general doctors, 1 dentist, 246 nurses, 53 midwife and the remainder is physiotherapist, pharmacist, analyst, and non paramedics, etc.*

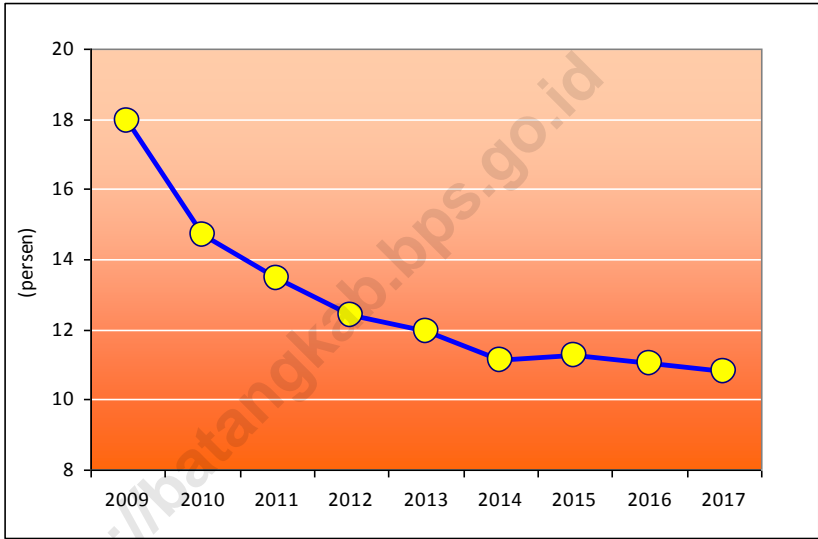
### 3. Agama

Suasana kerukunan kehidupan beragama sangat didambakan masyarakat. Beragam tempat peribadatan merupakan salah satu bukti kerukunan antar umat beragama. Sedangkan banyaknya pemeluk agama di Kabupaten Batang sebanyak 99,56 persen beragama Islam, 0,19 persen beragama Katolik, 0,23 persen beragama Protestan serta 0,02 persen beragama Budha dan 0,003 persen Hindu.

### 3. Religion

*Harmonious inter religious life has been the expectation of all community members and presence of various prayer houses has been the proof for that harmony. Where as 99,56 percent of the population is Moslem, 0,19 percent Catholic, and 0,23 percent Protestant and 0,02 percent Buddhist and 0,003 percent Hindus.*

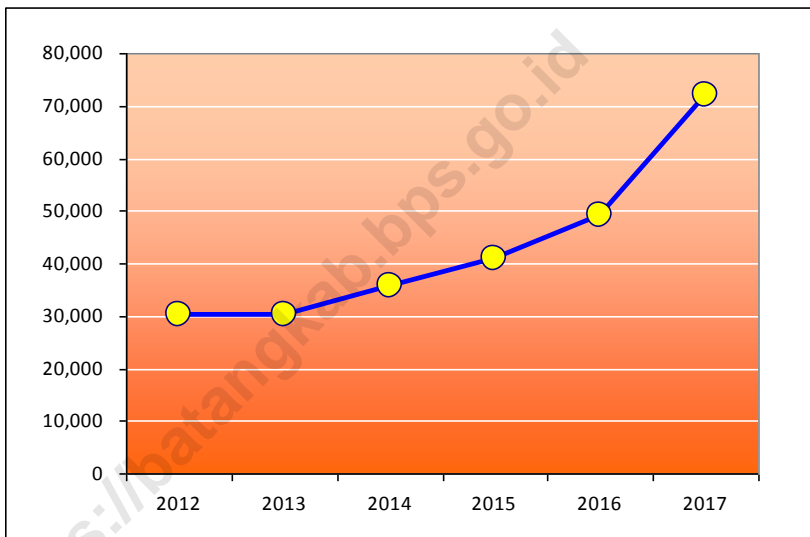
**Gambar 4.1** Perkembangan Penduduk Miskin di Kabupaten Batang, 2008-2017  
**Figures** **Development of Poor People in Batang Regency, 2008-2017**



Sumber : BPS Kabupaten Batang  
Source : BPS – Statistics of Batang Regency



**Gambar 4.2** Volume Sampah yang Masuk ke Tempat Pembuangan Akhir (TPA) Randukuning Kabupaten Batang (Meter<sup>3</sup>), 2012-2017  
*Figures* Waste Volume Into Final Disposal Randukuning Batang Regency (Meter<sup>3</sup>), 2012-2017



Sumber : Dinas Lingkungan Hidup

Source : Service Regional Employment Office

#### 4.1 PENDIDIKAN/*EDUCATION*

**Tabel 4.1.1 Jumlah Taman Kanak-kanak dan Raudhatul Athfal di Kabupaten Batang, Tahun Pelajaran 2017/2018**  
**Number of Kindergarten and Raudhatul Athfal in Batang Regency, Lesson Year 2017/2018**

| Kecamatan<br><i>Subdistrict</i> | TK<br><i>Kindergarten</i>   |                          | RA<br><i>Raudhatul Athfal</i> |                          |
|---------------------------------|-----------------------------|--------------------------|-------------------------------|--------------------------|
|                                 | Negeri<br><i>Government</i> | Swasta<br><i>Private</i> | Negeri<br><i>Government</i>   | Swasta<br><i>Private</i> |
| (1)                             | (2)                         | (3)                      | (4)                           | (5)                      |
| 01 Wonotunggal                  | -                           | 11                       | -                             | 3                        |
| 02 Bandar                       | 1                           | 16                       | -                             | 13                       |
| 03 Blado                        | -                           | 11                       | -                             | 11                       |
| 04 Reban                        | 1                           | 19                       | -                             | 6                        |
| 05 Bawang                       | -                           | 15                       | -                             | 10                       |
| 06 Tersono                      | -                           | 29                       | -                             | 5                        |
| 07 Gringsing                    | 1                           | 21                       | -                             | 16                       |
| 08 Limpung                      | 1                           | 22                       | -                             | 8                        |
| 09 Banyuputih                   | -                           | 18                       | -                             | 12                       |
| 10 Subah                        | 1                           | 24                       | -                             | 5                        |
| 11 Pecalungan                   | -                           | 13                       | -                             | 5                        |
| 12 Tulis                        | 1                           | 19                       | -                             | 2                        |
| 13 Kandeman                     | -                           | 16                       | -                             | 2                        |
| 14 Batang                       | 1                           | 33                       | -                             | 13                       |
| 15 Warungasem                   | -                           | 12                       | -                             | 9                        |
| Jumlah/ <i>Total</i> 2017/2018  | 7                           | 279                      | -                             | 120                      |
| 2016/2017                       | 7                           | 268                      | -                             | 118                      |

Sumber: Dinas Pendidikan dan Kebudayaan  
*Source: Service of Education and Culture*

**Tabel 4.1.2 Jumlah Sekolah Dasar dan Madrasah Ibtidaiyah di Kabupaten Batang, Tahun Pelajaran 2017/2018**  
**Number of Elementary School and Madrasah Ibtidaiyah in Batang Regency, Lesson Year 2017/2018**

| Kecamatan<br>Subdistrict | SD<br>Primary School |                   | Madrasah Ibtidaiyah<br>Madrasah Ibtidaiyah |                   |
|--------------------------|----------------------|-------------------|--|-------------------|
|                          | Negeri<br>Government | Swasta<br>Private | Negeri<br>Government                       | Swasta<br>Private |
| (1)                      | (2)                  | (3)               | (4)  | (5)               |
| 01 Wonotunggal           | 22                   | -                 | -  | 6                 |
| 02 Bandar                | 34                   | -                 | 1  | 11                |
| 03 Blado                 | 28                   | -                 | -  | 8                 |
| 04 Reban                 | 30                   | -                 | -  | 7                 |
| 05 Bawang                | 40                   | -                 | -  | 6                 |
| 06 Tersono               | 29                   | 1                 | -  | 13                |
| 07 Gringsing             | 32                   | -                 | -  | 18                |
| 08 Limpung               | 30                   | 1                 | -  | 10                |
| 09 Banyuputih            | 23                   | -                 | 1  | 5                 |
| 10 Subah                 | 32                   | -                 | -  | 7                 |
| 11 Pecalungan            | 20                   | -                 | -  | 4                 |
| 12 Tulis                 | 25                   | -                 | -  | 2                 |
| 13 Kandeman              | 26                   | -                 | -  | 5                 |
| 14 Batang                | 59                   | 1                 | -  | 6                 |
| 15 Warungasem            | 23                   | -                 | -  | 9                 |
| Jumlah/Total 2017/2018   | 453                  | 3                 | 2  | 117               |
| 2016/2017                | 453                  | 3                 | 2  | 117               |

Sumber: Dinas Pendidikan dan Kebudayaan

Source: Service of Education and Culture

**Tabel 4.1.3 Jumlah Sekolah Menengah Pertama dan Madrasah Tsanawiyah di Kabupaten Batang, Tahun Pelajaran 2017/2018**  
**Number of Junior High School and Madrasah Tsanawiyah in Batang Regency, Lesson Year 2017/2018**

| Kecamatan<br>Subdistrict | SMP<br>Junior High School |                   | Madrasah Tsanawiyah<br>Madrasah Tsanawiyah |                   |           |
|--------------------------|---------------------------|-------------------|--|-------------------|-----------|
|                          | Negeri<br>Government      | Swasta<br>Private | Negeri<br>Government                       | Swasta<br>Private |           |
| (1)                      | (2)                       | (3)               | (4)  | (5)               |           |
| 01 Wonotunggal           | 3                         | -                 | -  | 1                 |           |
| 02 Bandar                | 4                         | 1                 | -  | 4                 |           |
| 03 Blado                 | 4                         | 1                 | -  | 2                 |           |
| 04 Reban                 | 4                         | -                 | -  | 1                 |           |
| 05 Bawang                | 4                         | 1                 | -  | 2                 |           |
| 06 Tersono               | 3                         | 1                 | -  | 2                 |           |
| 07 Gringsing             | 4                         | 3                 | -  | 3                 |           |
| 08 Limpung               | 3                         | -                 | -  | 2                 |           |
| 09 Banyuputih            | 1                         | 2                 | -  | 2                 |           |
| 10 Subah                 | 3                         | 3                 | 1  | 2                 |           |
| 11 Pecalungan            | 1                         | 1                 | -  | 1                 |           |
| 12 Tulis                 | 2                         | 2                 | -  | 1                 |           |
| 13 Kandeman              | 3                         | 2                 | -  | 1                 |           |
| 14 Batang                | 9                         | 3                 | -  | 4                 |           |
| 15 Warungasem            | 3                         | -                 | -  | 2                 |           |
| <b>Jumlah/Total</b>      | <b>2017/2018</b>          | <b>51</b>         | <b>20</b>                                  | <b>1</b>          | <b>30</b> |
|                          | <b>2016/2017</b>          | <b>51</b>         | <b>19</b>                                  | <b>1</b>          | <b>30</b> |

Sumber: Dinas Pendidikan dan Kebudayaan  
 Source: Service of Education and Culture

**Tabel 4.1.4 Jumlah Sekolah Menengah Atas dan Madrasah Aliyah di Kabupaten Batang, Tahun Pelajaran 2017/2018**  
**Number of High School and Madrasah Aliyah in Batang Regency, Lesson Year 2017/2018**

| Kecamatan<br>Subdistrict | SMA<br><i>General High School</i> |                          | SMK<br><i>Vocational High School</i> |                          | Madrasah Aliyah<br><i>Madrasah Aliyah</i> |                          |
|--------------------------|-----------------------------------|--------------------------|--------------------------------------|--------------------------|---|--------------------------|
|                          | Negeri<br><i>Government</i>       | Swasta<br><i>Private</i> | Negeri<br><i>Government</i>          | Swasta<br><i>Private</i> | Negeri<br><i>Government</i>               | Swasta<br><i>Private</i> |
|                          | (1)                               | (2)                      | (3)                                  | (4)                      | (5)                                       | (6)                      |
| 01 Wonotunggal           | 1                                 | -                        | -                                    | -                        | -   | -                        |
| 02 Bandar                | 1                                 | -                        | -                                    | 3                        | -   | 1                        |
| 03 Blado                 | -                                 | -                        | 1                                    | -                        | -   | -                        |
| 04 Reban                 | -                                 | -                        | -                                    | 1                        | -   | -                        |
| 05 Bawang                | 1                                 | -                        | -                                    | 2                        | -   | 1                        |
| 06 Tersono               | -                                 | 2                        | -                                    | -                        | -   | -                        |
| 07 Gringsing             | 1                                 | 1                        | -                                    | 2                        | -   | 1                        |
| 08 Limpung               | -                                 | 1                        | -                                    | 2                        | -   | 2                        |
| 09 Banyuputih            | -                                 | 1                        | -                                    | 1                        | -   | 1                        |
| 10 Subah                 | 1                                 | 1                        | -                                    | 3                        | -   | 2                        |
| 11 Pecalungan            | -                                 | -                        | -                                    | 1                        | -   | -                        |
| 12 Tulis                 | -                                 | -                        | -                                    | 1                        | -   | -                        |
| 13 Kandeman              | -                                 | -                        | 1                                    | 1                        | -   | -                        |
| 14 Batang                | 2                                 | 2                        | 1                                    | 8                        | 1   | 2                        |
| 15 Warungasem            | -                                 | -                        | 1                                    | -                        | -   | 1                        |
| Jumlah/Total 2017/2018   | 7                                 | 8                        | 4                                    | 25                       | 1   | 11                       |
| 2016/2017                | 7                                 | 8                        | 4                                    | 24                       | 1   | 11                       |

Sumber: Dinas Pendidikan dan Kebudayaan

Source: Service of Education and Culture

**Tabel 4.1.5** Jumlah Murid Taman Kanak-kanak dan Raudhatul Athfal di Kabupaten Batang, Tahun Pelajaran 2017/2018  
**Table** *Number of Student in Kindegarten and Raudhatul Athfal in Batang Regency, Lesson Year 2017/2018*

| Kecamatan<br><i>Subdistrict</i> | TK<br><i>Kindergarten</i> |                            | RA<br><i>Raudhatul Athfal</i> |                            |
|---------------------------------|---------------------------|----------------------------|-------------------------------|----------------------------|
|                                 | Laki-laki<br><i>Man</i>   | Perempuan<br><i>Female</i> | Laki-laki<br><i>Man</i>       | Perempuan<br><i>Female</i> |
|                                 | (2)                       | (3)                        | (5)                           | (6)                        |
| 01 Wonotunggal                  | 278                       | 257                        | 82                            | 78                         |
| 02 Bandar                       | 488                       | 479                        | 428                           | 402                        |
| 03 Blado                        | 220                       | 244                        | 264                           | 256                        |
| 04 Reban                        | 400                       | 368                        | 103                           | 98                         |
| 05 Bawang                       | 268                       | 301                        | 215                           | 260                        |
| 06 Tersono                      | 531                       | 516                        | 131                           | 130                        |
| 07 Gringsing                    | 476                       | 482                        | 447                           | 420                        |
| 08 Limpung                      | 578                       | 543                        | 132                           | 153                        |
| 09 Banyuputih                   | 303                       | 298                        | 319                           | 324                        |
| 10 Subah                        | 586                       | 590                        | 172                           | 155                        |
| 11 Pecalungan                   | 247                       | 227                        | 135                           | 147                        |
| 12 Tulis                        | 518                       | 541                        | 56                            | 44                         |
| 13 Kandeman                     | 647                       | 598                        | 60                            | 72                         |
| 14 Batang                       | 1,452                     | 1,518                      | 528                           | 506                        |
| 15 Warungasem                   | 385                       | 338                        | 481                           | 425                        |
| Jumlah/ <i>Total</i> 2017/2018  | 7 377                     | 7 300                      | 3 553                         | 3 470                      |
| 2016/2017                       | 7 206                     | 7 060                      | 3 230                         | 3 154                      |

Sumber: Dinas Pendidikan dan Kebudayaan  
*Source: Service of Education and Culture*

**Tabel 4.1.6 Jumlah Murid Sekolah Dasar dan Madrasah Ibtidaiyah di Kabupaten Batang, Tahun Pelajaran 2017/2018**  
**Number of Student in Elementary School and Madrasah Ibtidaiyah in Batang Regency, Lesson Year 2017/2018**

| Kecamatan<br>Subdistrict | SD<br><i>Primary School</i> |                            | Madrasah Ibtidaiyah<br><i>Madrasah Ibtidaiyah</i> |                            |
|--------------------------|-----------------------------|----------------------------|---|----------------------------|
|                          | Laki-laki<br><i>Man</i>     | Perempuan<br><i>Female</i> | Laki-laki<br><i>Man</i>                           | Perempuan<br><i>Female</i> |
| (1)                      | (2)                         | (3)                        | (5)   | (6)                        |
| 01 Wonotunggal           | 1 479                       | 1 429                      | 360   | 286                        |
| 02 Bandar                | 2 470                       | 2 252                      | 1 224   | 1 117                      |
| 03 Blado                 | 1 998                       | 1 822                      | 464   | 421                        |
| 04 Reban                 | 1 602                       | 1 486                      | 347   | 318                        |
| 05 Bawang                | 2 368                       | 2 046                      | 387   | 366                        |
| 06 Tersono               | 1 217                       | 1 098                      | 706   | 628                        |
| 07 Gringsing             | 2 027                       | 1 803                      | 1 199   | 1 152                      |
| 08 Limpung               | 1 609                       | 1 409                      | 632   | 535                        |
| 09 Banyuputih            | 1 284                       | 1 076                      | 547   | 466                        |
| 10 Subah                 | 1 927                       | 1 714                      | 605   | 551                        |
| 11 Pecalungan            | 1 063                       | 1 051                      | 340   | 312                        |
| 12 Tulis                 | 1 834                       | 1 667                      | 78  | 82                         |
| 13 Kandeman              | 2 255                       | 2 069                      | 435   | 460                        |
| 14 Batang                | 5 965                       | 5 759                      | 564   | 479                        |
| 15 Warungasem            | 1 762                       | 1 627                      | 859   | 790                        |
| Jumlah/Total             |                             |                            |   |                            |
| 2017/2018                | 30 860                      | 28 308                     | 8 747   | 7 963                      |
| 2016/2017                | 30 902                      | 28 359                     | 8 587   | 7 731                      |

Sumber: Dinas Pendidikan dan Kebudayaan  
 Source: Service of Education and Culture

**Tabel 4.1.7 Jumlah Murid Sekolah Menengah Pertama dan Madrasah Tsanawiyah di Kabupaten Batang, Tahun Pelajaran 2017/2018**  
**Number of Student in Junior High School and Madrasah Tsanawiyah in Batang Regency, Lesson Year 2017/2018**

| Kecamatan<br>Subdistrict |             | SMP<br>Junior High School |                     | Madrasah Tsanawiyah<br>Madrasah Tsanawiyah |                     |
|--------------------------|-------------|---------------------------|---------------------|--|---------------------|
|                          |             | Laki-laki<br>Man          | Perempuan<br>Female | Laki-laki<br>Man                           | Perempuan<br>Female |
| (1)                      |             | (2)                       | (3)                 | (4)  | (5)                 |
| 01                       | Wonotunggal | 462                       | 504                 | 103  | 88                  |
| 02                       | Bandar      | 829                       | 866                 | 445  | 473                 |
| 03                       | Blado       | 682                       | 733                 | 366  | 367                 |
| 04                       | Reban       | 540                       | 578                 | 63   | 59                  |
| 05                       | Bawang      | 764                       | 818                 | 456  | 524                 |
| 06                       | Tersono     | 488                       | 471                 | 292  | 301                 |
| 07                       | Gringsing   | 1 165                     | 1 108               | 308  | 279                 |
| 08                       | Limpung     | 782                       | 767                 | 373  | 451                 |
| 09                       | Banyuputih  | 251                       | 235                 | 358  | 344                 |
| 10                       | Subah       | 783                       | 683                 | 576  | 688                 |
| 11                       | Pecalungan  | 348                       | 343                 | 114  | 110                 |
| 12                       | Tulis       | 541                       | 497                 | 66   | 44                  |
| 13                       | Kandeman    | 969                       | 961                 | 60   | 52                  |
| 14                       | Batang      | 2 798                     | 2 778               | 345  | 318                 |
| 15                       | Warungasem  | 658                       | 651                 | 298  | 301                 |
| Jumlah/Total             | 2017/2018   | 12 060                    | 11 993              | 4 223                                      | 4 399               |
|                          | 2016/2017   | 12 236                    | 12 227              | 4 264                                      | 4 273               |

Sumber: Dinas Pendidikan dan Kebudayaan  
 Source: Service of Education and Culture



**Tabel 4.1.8** Jumlah Murid Sekolah Menengah Atas, Sekolah Menengah Kejuruan dan Madrasah Aliyah di Kabupaten Batang, Tahun Pelajaran 2017/2018  
**Number of Student in High School and Madrasah Aliyah in Batang Regency, Lesson Year 2017/2018**

| Kecamatan<br>Subdistrict | SMA<br>General High School |                     | SMK<br>Vocational<br>High School |                     | Madrasah Aliyah<br>Madrasah Aliyah |                     |
|--------------------------|----------------------------|---------------------|----------------------------------|---------------------|------------------------------------|---------------------|
|                          | Laki-laki<br>Man           | Perempuan<br>Female | Laki-laki<br>Man                 | Perempuan<br>Female | Laki-laki<br>Man                   | Perempuan<br>Female |
| (1)                      | (2)                        | (3)                 | (4)                              | (5)                 | (6)                                | (7)                 |
| 01 Wonotunggal           | 222                        | 301                 | -                                | -                   | -                                  | -                   |
| 02 Bandar                | 232                        | 466                 | 856                              | 491                 | 40                                 | 39                  |
| 03 Blado                 | -                          | -                   | 572                              | 298                 | -                                  | -                   |
| 04 Reban                 | -                          | -                   | 68                               | 59                  | -                                  | -                   |
| 05 Bawang                | 302                        | 401                 | 975                              | 546                 | 161                                | 231                 |
| 06 Tersono               | 100                        | 147                 | -                                | -                   | -                                  | -                   |
| 07 Gringsing             | 330                        | 486                 | 129                              | 112                 | 58                                 | 34                  |
| 08 Limpung               | 60                         | 30                  | 618                              | 728                 | 228                                | 233                 |
| 09 Banyuputih            | 46                         | 40                  | 372                              | 228                 | 259                                | 355                 |
| 10 Subah                 | 310                        | 685                 | 337                              | 370                 | 119                                | 261                 |
| 11 Pecalungan            | -                          | -                   | 89                               | 79                  | -                                  | -                   |
| 12 Tulis                 | -                          | -                   | 105                              | 29                  | -                                  | -                   |
| 13 Kandeman              | -                          | -                   | 1 017                            | 414                 | -                                  | -                   |
| 14 Batang                | 794                        | 1 282               | 1 457                            | 1 897               | 266                                | 534                 |
| 15 Warungasem            | -                          | -                   | 691                              | 231                 | 34                                 | 67                  |
| Jumlah/Total 2017/2018   | 2 396                      | 3 838               | 7 286                            | 5 482               | 1 165                              | 1 754               |
| 2016/2017                | 2 352                      | 3 715               | 7 067                            | 5 247               | 1 074                              | 1 733               |

Sumber: Dinas Pendidikan dan Kebudayaan  
 Source: Service of Education and Culture

**Tabel 4.1.9 Jumlah Guru Taman Kanak-kanak dan Raudhatul Athfal di Kabupaten Batang, Tahun Pelajaran 2017/2018**  
**Number of Teacher in Kindegarten and Raudhatul Athfal in Batang Regency, Lesson Year 2017/2018**

| Kecamatan<br>Subdistrict | TK<br><i>Kindergarten</i> |                           | RA<br><i>Raudhatul Athfal</i> |                           |
|--------------------------|---------------------------|---------------------------|-------------------------------|---------------------------|
|                          | PNS<br><i>PNS</i>         | Non PNS<br><i>Non PNS</i> | PNS<br><i>PNS</i>             | Non PNS<br><i>Non PNS</i> |
|                          | (1)                       | (2)                       | (3)                           | (4)                       |
| 01 Wonotunggal           | -                         | 26                        | -                             | 7                         |
| 02 Bandar                | 2                         | 39                        | -                             | 36                        |
| 03 Blado                 | 2                         | 20                        | -                             | 24                        |
| 04 Reban                 | 2                         | 35                        | -                             | 11                        |
| 05 Bawang                | -                         | 39                        | -                             | 22                        |
| 06 Tersono               | 14                        | 55                        | 1                             | 10                        |
| 07 Gringsing             | 3                         | 54                        | -                             | 49                        |
| 08 Limpung               | 5                         | 68                        | -                             | 19                        |
| 09 Banyuputih            | 2                         | 26                        | -                             | 37                        |
| 10 Subah                 | 8                         | 59                        | -                             | 17                        |
| 11 Pecalungan            | -                         | 31                        | -                             | 13                        |
| 12 Tulis                 | 6                         | 49                        | -                             | 5                         |
| 13 Kandeman              | 2                         | 42                        | -                             | 5                         |
| 14 Batang                | 29                        | 157                       | 3                             | 60                        |
| 15 Warungasem            | 5                         | 34                        | 1                             | 43                        |
| Jumlah /Total 2017/2018  | 80                        | 734                       | 5                             | 358                       |
| 2016/2017                | 160                       | 904                       | 14                            | 455                       |

Sumber: Dinas Pendidikan dan Kebudayaan

Source: Service of Education and Culture

**Tabel 4.1.10 Jumlah Guru Sekolah Dasar dan Madrasah Ibtidaiyah di Kabupaten Batang, Tahun Pelajaran 2017/2018**  
**Number of Teacher in Elementary School and Madrasah Ibtidaiyah in Batang Regency, Lesson Year 2017/2018**

| Kecamatan<br>Subdistrict | (1)       | SD<br>Primary School |                    | Madrasah Ibtidaiyah<br>Madrasah Ibtidaiyah |                    |
|--------------------------|-----------|----------------------|--------------------|--|--------------------|
|                          |           | PNS<br>PNS           | Non PNS<br>Non PNS | PNS<br>PNS                                 | Non PNS<br>Non PNS |
| 01 Wonotunggal           |           | 105                  | 70                 | 12   | 30                 |
| 02 Bandar                |           | 136                  | 121                | 45   | 61                 |
| 03 Blado                 |           | 124                  | 97                 | 17   | 40                 |
| 04 Reban                 |           | 129                  | 93                 | 16   | 37                 |
| 05 Bawang                |           | 144                  | 143                | 13   | 38                 |
| 06 Tersono               |           | 147                  | 83                 | 36   | 64                 |
| 07 Gringsing             |           | 127                  | 132                | 44   | 98                 |
| 08 Limpung               |           | 150                  | 98                 | 28   | 55                 |
| 09 Banyuputih            |           | 96                   | 84                 | 33   | 26                 |
| 10 Subah                 |           | 122                  | 118                | 13   | 53                 |
| 11 Pecalungan            |           | 67                   | 78                 | 9  | 28                 |
| 12 Tulis                 |           | 101                  | 99                 | 4  | 11                 |
| 13 Kandeman              |           | 107                  | 102                | 14   | 39                 |
| 14 Batang                |           | 306                  | 254                | 20   | 45                 |
| 15 Warungasem            |           | 108                  | 88                 | 40   | 55                 |
| Jumlah /Total            | 2017/2018 | 1 969                | 1 660              | 344  | 680                |
|                          | 2016/2017 | 2 538                | 1 560              | 423  | 698                |

Sumber: Dinas Pendidikan dan Kebudayaan  
 Source: Service of Education and Culture

**Tabel 4.1.11 Jumlah Guru Sekolah Menengah Pertama dan Madrasah Tsanawiyah di Kabupaten Batang, Tahun Pelajaran 2017/2018**  
**Number of Teacher in Junior High School and Madrasah Tsanawiyah in Batang Regency, Lesson Year 2017/2018**

| Kecamatan<br>Subdistrict | SMP<br>Junior High School |                    | Madrasah Tsanawiyah<br>Madrasah Tsanawiyah |                    |     |
|--------------------------|---------------------------|--------------------|--|--------------------|-----|
|                          | PNS<br>PNS                | Non PNS<br>Non PNS | PNS<br>PNS                                 | Non PNS<br>Non PNS |     |
| (1)                      | (2)                       | (3)                | (4)  | (5)                |     |
| 01 Wonotunggal           | 33                        | 17                 | 3  | 14                 |     |
| 02 Bandar                | 64                        | 28                 | 4  | 44                 |     |
| 03 Blado                 | 44                        | 45                 | 14   | 26                 |     |
| 04 Reban                 | 46                        | 23                 | -  | 12                 |     |
| 05 Bawang                | 45                        | 41                 | 5  | 45                 |     |
| 06 Tersono               | 45                        | 26                 | 5  | 30                 |     |
| 07 Gringsing             | 90                        | 65                 | 12   | 25                 |     |
| 08 Limpung               | 69                        | 19                 | 5  | 32                 |     |
| 09 Banyuputih            | 10                        | 33                 | 11   | 32                 |     |
| 10 Subah                 | 58                        | 43                 | 37   | 31                 |     |
| 11 Pecalungan            | 18                        | 20                 | 2  | 9                  |     |
| 12 Tulis                 | 33                        | 33                 | 1  | 12                 |     |
| 13 Kandeman              | 64                        | 47                 | -  | 13                 |     |
| 14 Batang                | 230                       | 76                 | 6  | 45                 |     |
| 15 Warungasem            | 59                        | 13                 | 5  | 36                 |     |
| Jumlah/Total             | 2017/2018                 | 908                | 529  | 110                | 406 |
|                          | 2016/2017                 | 983                | 495  | 122                | 437 |

Sumber: Dinas Pendidikan dan Kebudayaan  
 Source: Service of Education and Culture

**Tabel 4.1.12 Jumlah Guru Sekolah Menengah Atas dan Madrasah Aliyah di Kabupaten Batang, Tahun Pelajaran 2017/2018**  
**Number of Teacher in High School and Madrasah Aliyah in Batang Regency, Lesson Year 2017/2018**

| Kecamatan<br>Subdistrict | SMA<br>General High School |                    | SMK<br>Vocational<br>High School |                    | Madrasah Aliyah<br>Madrasah Aliyah |                    |
|--------------------------|----------------------------|--------------------|----------------------------------|--------------------|------------------------------------|--------------------|
|                          | PNS<br>PNS                 | Non PNS<br>Non PNS | PNS<br>PNS                       | Non PNS<br>Non PNS | PNS<br>PNS                         | Non PNS<br>Non PNS |
| (1)                      | (2)                        | (3)                | (4)                              | (5)                | (6)                                | (7)                |
| 01 Wonotunggal           | 23                         | 6                  | -                                | -                  | -                                  | -                  |
| 02 Bandar                | 32                         | 9                  | -                                | 82                 | 1                                  | 11                 |
| 03 Blado                 | -                          | -                  | 8                                | 33                 | -                                  | -                  |
| 04 Reban                 | -                          | -                  | -                                | 11                 | -                                  | -                  |
| 05 Bawang                | 32                         | 12                 | -                                | 53                 | 2                                  | 17                 |
| 06 Tersono               | -                          | 30                 | -                                | -                  | -                                  | -                  |
| 07 Gringsing             | 24                         | 35                 | -                                | 37                 | 1                                  | 14                 |
| 08 Limpung               | 6                          | 14                 | -                                | 68                 | 3                                  | 34                 |
| 09 Banyuputih            | -                          | 7                  | -                                | 30                 | 5                                  | 21                 |
| 10 Subah                 | 48                         | 27                 | -                                | 52                 | 5                                  | 29                 |
| 11 Pecalungan            | -                          | -                  | -                                | 25                 | -                                  | -                  |
| 12 Tulis                 | -                          | -                  | -                                | 19                 | -                                  | -                  |
| 13 Kandeman              | -                          | -                  | 49                               | 63                 | -                                  | -                  |
| 14 Batang                | 76                         | 66                 | 40                               | 235                | 25                                 | 47                 |
| 15 Warungasem            | -                          | -                  | 16                               | 34                 | -                                  | 19                 |
| Jumlah/Total 2017/2018   | 241                        | 206                | 113                              | 742                | 42                                 | 192                |
| 2016/2017                | 262                        | 211                | 119                              | 678                | 48                                 | 188                |

Sumber: Dinas Pendidikan dan Kebudayaan  
 Source: Service of Education and Culture

**Tabel 4.1.13 Banyaknya Publikasi yang Dimiliki Perpustakaan Daerah Kabupaten Batang, 2017**  
**Number of Publications Owned by Regional Library of Batang Regency, 2017**

|    | Jenis Publikasi<br><i>Kind of Publication</i> | Jumlah Judul Buku<br><i>Number of Book Title</i> | Jumlah Buku<br><i>Number of Book</i> |
|----|---|--|--------------------------------------|
|    | (1)   | (2)  | (3)                                  |
| 01 | Karya Umum                                    | 916  | 1 647                                |
| 02 | Filsafat                                      | 1 107  | 2 024                                |
| 03 | Agama   | 3 080  | 5 568                                |
| 04 | Ilmu Sosial                                   | 4 120  | 8 184                                |
| 05 | Bahasa  | 1 166  | 2 068                                |
| 06 | Ilmu Murni                                    | 1 737  | 3 327                                |
| 07 | Teknologi                                     | 5 201  | 9 500                                |
| 08 | Olahraga                                      | 999  | 1 746                                |
| 09 | Sastra  | 1 121  | 2 000                                |
| 10 | Sejarah                                       | 880  | 1 713                                |
| 11 | Fiksi   | 7 032  | 15 493                               |
|    | Jumlah/ <i>Total</i>                          |  |                                      |
|    | 2017  | 27 359   | 53 270                               |
|    | 2016  | 26 604   | 51 122                               |

Sumber : Dinas Perpustakaan dan Kearsipan  
 Source : *Service of Library and Filing*

**Tabel 4.1.14 Jumlah Pengunjung Perpustakaan Daerah Kabupaten Batang, 2017**  
**Table Number of Visitors Regional Library of Batang Regency, 2017**

|    | Bulan<br>Month       | Jumlah Pengunjung<br>Number of Visitors |
|----|----------------------|---|
|    | (1)                  | (2)                                     |
| 01 | Januari              | 13 099                                  |
| 02 | Februari             | 11 956                                  |
| 03 | Maret                | 11 907                                  |
| 04 | April                | 10 861                                  |
| 05 | Mei                  | 11 713                                  |
| 06 | Juni                 | 7 946                                   |
| 07 | Juli                 | 9 462                                   |
| 08 | Agustus              | 13 158                                  |
| 09 | September            | 11 884                                  |
| 10 | Oktober              | 12 111                                  |
| 11 | November             | 12 381                                  |
| 12 | Desember             | 4 318                                   |
|    | Jumlah/ <i>Total</i> | 2017                                    |
|    |                      | 130 796                                 |
|    |                      | 2016                                    |
|    |                      | 154 171                                 |

Sumber : Dinas Perpustakaan dan Kearsipan  
 Source : Service of Library and Filing

## 4.2 KESEHATAN/HEALTH

**Tabel 4.2.1 Banyaknya Tenaga Medis di Rumah Sakit Umum Daerah Kabupaten Batang Menurut Jenis Kelamin, 2017**  
**Number of Paramedic in General Hospital of Batang Regency by Sex in Batang, 2017**

|    | Tenaga Medis<br><i>Paramedic</i> | Laki-laki<br>Male | Perempuan<br>Female | Jumlah<br>Total |
|----|----------------------------------|-------------------|---------------------|-----------------|
|    | (1)                              | (2)               | (3)                 | (4)             |
| 01 | Dokter Spesialis                 | 15                | 8                   | 23              |
| 02 | Dokter Umum                      | 4                 | 10                  | 14              |
| 03 | Dokter Gigi                      | -                 | 1                   | 1               |
| 04 | Sarjana Keperawatan              | 15                | 25                  | 40              |
| 05 | DIII Keperawatan (Akper)         | 73                | 133                 | 206             |
| 06 | SPK                              | -                 | 2                   | 2               |
| 07 | Perawat Gigi                     | -                 | 2                   | 2               |
| 08 | Perawat Anestesi                 | 1                 | -                   | 1               |
| 09 | Perawat Jiwa                     | -                 | -                   | -               |
| 10 | Fisioterapis                     | 2                 | 2                   | 4               |
| 11 | Bidan                            | -                 | 53                  | 53              |
| 12 | Apoteker                         | 3                 | 6                   | 9               |
| 13 | Asisten Apoteker                 | 2                 | 12                  | 14              |
| 14 | Analisis Kesehatan               | 5                 | 10                  | 15              |
| 15 | Sanitarian/Sanitasi              | -                 | 1                   | 1               |
| 16 | Radiografer                      | 3                 | 4                   | 7               |



**Tabel 4.2.1 Lanjutan**  
**Table Continued**

|    | Tenaga Medis<br><i>Paramedic</i> | Laki-laki<br>Male | Perempuan<br>Female | Jumlah<br>Total |     |
|----|----------------------------------|-------------------|---------------------|-----------------|-----|
|    | (1)                              | (2)               | (3)                 | (4)             |     |
| 17 | Nutrisionis/Gizi                 | -                 | 6                   | 6               |     |
| 18 | Refraksi Optisi (RO)             | -                 | 1                   | 1               |     |
| 19 | Elektro Medik                    | 2                 | 1                   | 3               |     |
| 20 | Atem                             | -                 | -                   | -               |     |
| 21 | Perekam Medik                    | 2                 | 7                   | 9               |     |
| 22 | Pasca Sarjana                    | 1                 | -                   | 1               |     |
| 23 | Sarjana Kesehatan Masyarakat     | 4                 | 5                   | 9               |     |
| 24 | Sarjana (S1) Non Kesehatan       | 16                | 7                   | 23              |     |
| 25 | Diploma III (DIII) Non Kesehatan | 4                 | 11                  | 15              |     |
| 26 | SLTA Sederajat                   | 74                | 77                  | 151             |     |
| 27 | SLTP Sederajat                   | 31                | 11                  | 42              |     |
| 28 | SD Sederajat                     | 5                 | 5                   | 10              |     |
|    | Jumlah/Total                     | 2017              | 262                 | 400             | 662 |
|    |                                  | 2016              | 253                 | 369             | 622 |
|    |                                  | 2015              | 254                 | 370             | 624 |
|    |                                  | 2014              | 221                 | 328             | 549 |

Sumber : Rumah Sakit Umum Daerah Kabupaten Batang

Source : *General Hospital of Batang Regency*

**Tabel 4.2.2 Kegiatan Pelayanan Rumah Sakit Umum Daerah Kabupaten Batang Menurut Bulan, 2017**  
***Service Activity in General Hospital of Batang Regency by Month, 2017***

|    | Uraian<br><i>Description</i>       | Januari | Februari | Maret  | April  | Mei    | Juni   |
|----|------------------------------------|---------|----------|--------|--------|--------|--------|
|    | (1)                                | (2)     | (3)      | (4)    | (5)    | (6)    | (7)    |
| 01 | Kapasitas Tempat Tidur             | 235     | 235      | 235    | 235    | 235    | 239    |
| 02 | Jumlah Penderita Dirawat           | 1 372   | 1 230    | 1 377  | 1 338  | 1 354  | 1 060  |
| 03 | Jumlah Penderita Keluar Hidup      | 1 314   | 1 215    | 1 331  | 1 317  | 1 334  | 1 068  |
| 04 | Jumlah Penderita Keluar Mati       | 33      | 66       | 59     | 57     | 53     | 48     |
| 05 | Rata-rata Lama Dirawat (Hari)      | 5 724   | 5 396    | 5 887  | 5 867  | 6 170  | 4 664  |
| 06 | Rata-rata Penderita Dirawat (Hari) | 173     | 173      | 177    | 178    | 180    | 134    |
| 07 | Jumlah Kunjungan Rawat Jalan       | 6 308   | 6 280    | 7 361  | 6 832  | 6 628  | 4 862  |
| 08 | Jumlah Persalinan                  | 147     | 113      | 141    | 136    | 149    | 138    |
| 09 | Jumlah Pembedahan                  | 294     | 212      | 279    | 257    | 305    | 255    |
| 10 | Pemeriksaan Radiologi              | 692     | 664      | 772    | 935    | 774    | 529    |
| 11 | Pemeriksaan Lab                    | 20 860  | 19 876   | 22 355 | 24 209 | 20 812 | 15 681 |

**Tabel 4.2.2 Lanjutan**  
**Table Continued**

|    | Uraian<br><i>Description</i>       | Juli   | Agustus | September | Oktober | November | Desember |
|----|------------------------------------|--------|---------|-----------|---------|----------|----------|
|    | (1)                                | (8)    | (9)     | (10)      | (11)    | (12)     | (13)     |
| 01 | Kapasitas Tempat Tidur             | 238    | 238     | 238       | 238     | 242      | 242      |
| 02 | Jumlah Penderita Dirawat           | 1 344  | 1 328   | 1 267     | 1 459   | 1 473    | 1 392    |
| 03 | Jumlah Penderita Keluar Hidup      | 1 311  | 1 302   | 1 247     | 1 384   | 1 472    | 1 382    |
| 04 | Jumlah Penderita Keluar Mati       | 57     | 38      | 52        | 48      | 49       | 56       |
| 05 | Rata-rata Lama Dirawat (Hari)      | 5 780  | 5 809   | 5 468     | 6 051   | 6 764    | 6 116    |
| 06 | Rata-rata Penderita Dirawat (Hari) | 169    | 168     | 165       | 180     | 186      | 168      |
| 07 | Jumlah Kunjungan Rawat Jalan       | 6 652  | 6 311   | 5 950     | 7 355   | 7 396    | 6 498    |
| 08 | Jumlah Persalinan                  | 157    | 139     | 146       | 141     | 139      | 151      |
| 09 | Jumlah Pembedahan                  | 372    | 386     | 316       | 386     | 384      | 333      |
| 10 | Pemeriksaan Radiologi              | 814    | 791     | 752       | 822     | 801      | 666      |
| 11 | Pemeriksaan Lab                    | 20 792 | 20 558  | 19 911    | 23 496  | 23 651   | 21 973   |

Sumber : Rumah Sakit Umum Daerah Kabupaten Batang  
 Source : *General Hospital of Batang Regency*

**Tabel 4.2.3 Jumlah dan Persentase Pasien Rawat Jalan Menurut Jenis Penyakit di Rumah Sakit Umum Daerah Kabupaten Batang, 2017**  
**Number and Percentage of Outpatient by Type of Disease at General Hospital of Batang Regency, 2017**

| Jenis Penyakit<br><i>Disease</i> |                                      | Pasien<br><i>Patient</i> | Persentase<br><i>Percentage</i> |
|----------------------------------|--------------------------------------|--------------------------|---------------------------------|
| (1)                              |                                      | (2)                      | (3)                             |
| 01                               | Myopia                               | 862                      | 18,49                           |
| 02                               | Presbyopia                           | 673                      | 14,43                           |
| 03                               | Other and Unspecified Abdominal Pain | 334                      | 7,16                            |
| 04                               | Presence of Intraocular Lens         | 305                      | 6,54                            |
| 05                               | Asthma, Unspecified                  | 179                      | 3,84                            |
| 06                               | Fever, Unspecified                   | 151                      | 3,24                            |
| 07                               | Hypermetropia                        | 147                      | 3,15                            |
| 08                               | Necrosis of Pulp                     | 117                      | 2,51                            |
| 09                               | Acute Periodontitis                  | 103                      | 2,21                            |
| 10                               | Open Wound of Ankle                  | 99                       | 2,12                            |
| 11                               | Impacted Cerumen                     | 76                       | 1,63                            |
| 12                               | Psychotherapy, nec                   | 75                       | 1,61                            |
| 13                               | Retention of Urine                   | 73                       | 1,57                            |
| 14                               | Astigmatism                          | 72                       | 1,54                            |
| 15                               | Scabies                              | 69                       | 1,48                            |
| 16                               | Penyakit Lainnya                     | 1 328                    | 28,48                           |
| <i>Jumlah/Total</i>              |                                      |                          |                                 |
|                                  |                                      | 2017                     | 4 663                           |
|                                  |                                      | 2016                     | 17 757                          |
|                                  |                                      | 2015                     | 13 726                          |

Sumber : Rumah Sakit Umum Daerah Kabupaten Batang

Source : General Hospital of Batang Regency

**Tabel 4.2.4 Jumlah dan Persentase Pasien Rawat Inap Menurut Jenis Penyakit di Rumah Sakit Umum Daerah Kabupaten Batang, 2017**  
***Number and Percentage of Inpatient by Type of Disease at General Hospital of Batang Regency, 2017***

|    | Jenis Penyakit<br><i>Disease</i>  | Pasien<br><i>Patient</i> | Persentase<br><i>Percentage</i> |
|----|---|--------------------------|---------------------------------|
|    | (1)   | (2)                      | (3)                             |
| 01 | Typhoid Fever   | 430                      | 8,55                            |
| 02 | Viral Infection, Unspecified  | 316                      | 6,29                            |
| 03 | Gastroenteritis and Colitis of Unspecified Origin                                 | 273                      | 5,43                            |
| 04 | Premature Rupture of Membranes, Onset of Labour After 24 Hours                    | 241                      | 4,79                            |
| 05 | Prolonged Pregnancy   | 205                      | 4,08                            |
| 06 | Broncopneumonia, Unspecified  | 195                      | 3,88                            |
| 07 | Chronic Kidney Disease, Stage 5   | 161                      | 3,20                            |
| 08 | Gestational [Pregnancy-Induced] Hypertension Without Signification Proteinuria    | 157                      | 3,12                            |
| 09 | Fetus and Newborn Affected by caesarian Delivery                                  | 143                      | 2,84                            |
| 10 | Congestive Heart Failure  | 134                      | 2,67                            |
| 11 | Non-Insulin-Dependent Diabetes Melitus With Unspecified Complications             | 128                      | 2,55                            |
| 12 | Cerebral Infarction, Unspecified  | 125                      | 2,49                            |
| 13 | Tb Lung Without Mention Of Bact Or Histological Confirm                           | 119                      | 2,37                            |
| 14 | Other Birth Injuries to Scalp   | 118                      | 2,35                            |
| 15 | Non-Insulin-Dependent Diabetes Mellitus With Peripheral Circulatory Complications | 117                      | 2,33                            |
| 16 | Penyakit Lainnya  | 2 165                    | 43,07                           |
|    | Jumlah/ <i>Total</i>  |                          |                                 |
|    |   | 2017                     | 5 027                           |
|    |   | 2016                     | 26 671                          |
|    |   | 2015                     | 10 734                          |

Sumber : Rumah Sakit Umum Daerah Kabupaten Batang  
 Source : *General Hospital of Batang Regency*

**Tabel 4.2.5 Jumlah Kelahiran Menurut Jenis Kelamin dan Kecamatan di Kabupaten Batang, 2017**  
**Number of Birth by Sex and Subdistrict in Batang Regency, 2017**

| Kecamatan<br>Subdistrict |             | Kelahiran/Birth |               |                 |                 |               |                 |
|--------------------------|-------------|-----------------|---------------|-----------------|-----------------|---------------|-----------------|
|                          |             | Laki-laki/Man   |               |                 | Perempuan/Woman |               |                 |
|                          |             | Hidup<br>Live   | Mati<br>Death | Jumlah<br>Total | Hidup<br>Live   | Mati<br>Death | Jumlah<br>Total |
| (1)                      | (2)         | (3)             | (4)           | (5)             | (6)             | (7)           |                 |
| 01                       | Wonotunggal | 354             | 3             | 357             | 281             | -             | 281             |
| 02                       | Bandar      | 593             | 8             | 601             | 596             | 8             | 604             |
| 03                       | Blado       | 418             | 4             | 422             | 338             | 3             | 341             |
| 04                       | Reban       | 325             | 5             | 330             | 273             | 5             | 278             |
| 05                       | Bawang      | 462             | 3             | 465             | 449             | 1             | 450             |
| 06                       | Tersono     | 322             | 3             | 325             | 261             | 4             | 265             |
| 07                       | Gringsing   | 500             | -             | 500             | 430             | 3             | 433             |
| 08                       | Limpung     | 297             | 1             | 298             | 294             | 2             | 296             |
| 09                       | Banyuputih  | 311             | 3             | 314             | 279             | 4             | 283             |
| 10                       | Subah       | 413             | 3             | 416             | 338             | 3             | 341             |
| 11                       | Pecalungan  | 269             | 2             | 271             | 268             | 2             | 270             |
| 12                       | Tulis       | 291             | -             | 291             | 300             | 4             | 304             |
| 13                       | Kandeman    | 475             | 6             | 481             | 438             | 1             | 439             |
| 14                       | Batang      | 1 094           | 12            | 1 106           | 1 040           | 4             | 1 044           |
| 15                       | Warungasem  | 440             | 4             | 444             | 423             | 2             | 425             |
| Jumlah/Total 2017        |             | 6 564           | 57            | 6 621           | 6 008           | 46            | 6 054           |
| 2016                     |             | 6 700           | 53            | 6 753           | 5 838           | 36            | 5 874           |
| 2015                     |             | 6 531           | 56            | 6 587           | 6 058           | 48            | 6 106           |
| 2014                     |             | 6 728           | 65            | 6 793           | 6 118           | 48            | 6 166           |

**Tabel 4.2.5 Lanjutan**  
**Table Continued**

| Kecamatan<br>Subdistrict |             | Kelahiran/Birth |               |                 |
|--------------------------|-------------|-----------------|---------------|-----------------|
|                          |             | Jumlah/Total    |               |                 |
|                          |             | Hidup<br>Live   | Mati<br>Death | Jumlah<br>Total |
| (1)                      | (8)         | (9)             | (10)          |                 |
| 01                       | Wonotunggal | 635             | 3             | 638             |
| 02                       | Bandar      | 1 189           | 16            | 1 205           |
| 03                       | Blado       | 756             | 7             | 763             |
| 04                       | Reban       | 598             | 10            | 608             |
| 05                       | Bawang      | 911             | 4             | 915             |
| 06                       | Tersono     | 583             | 7             | 590             |
| 07                       | Gringsing   | 930             | 3             | 933             |
| 08                       | Limpung     | 591             | 3             | 594             |
| 09                       | Banyuputih  | 590             | 7             | 597             |
| 10                       | Subah       | 751             | 6             | 757             |
| 11                       | Pecalungan  | 537             | 4             | 541             |
| 12                       | Tulis       | 591             | 4             | 595             |
| 13                       | Kandeman    | 913             | 7             | 920             |
| 14                       | Batang      | 2 134           | 16            | 2 150           |
| 15                       | Warungasem  | 863             | 6             | 869             |
| Jumlah/Total 2017        |             | 12 572          | 103           | 12 675          |
| 2016                     |             | 12 538          | 89            | 12 627          |
| 2015                     |             | 12 589          | 104           | 12 693          |
| 2014                     |             | 12 846          | 113           | 12 959          |

Sumber: Dinas Kesehatan  
Source: Service of Health

**Tabel 4.2.6 Jumlah Kematian Ibu, Bayi dan Balita Menurut Kecamatan di Kabupaten Batang, 2017**  
**Number of Death of Mother, Infant and Toddler by Subdistrict in Batang Regency, 2017**

| Kecamatan<br>Subdistrict | Ibu<br>Mother | Kematian/Death   |                    |                 |                  |                    |                 |     |
|--------------------------|---------------|------------------|--------------------|-----------------|------------------|--------------------|-----------------|-----|
|                          |               | Bayi/Infant      |                    |                 | Balita/Todler    |                    |                 |     |
|                          |               | Laki-laki<br>Man | Perempuan<br>Woman | Jumlah<br>Total | Laki-laki<br>Man | Perempuan<br>Woman | Jumlah<br>Total |     |
| (1)                      | (2)           | (3)              | (4)                | (5)             | (6)              | (7)                | (8)             |     |
| 01 Wonotunggal           | 1             | 4                | 4                  | 8               | 5                | 4                  | 9               |     |
| 02 Bandar                | 1             | 6                | 8                  | 14              | 6                | 8                  | 14              |     |
| 03 Blado                 | 1             | 11               | 3                  | 14              | 11               | 3                  | 14              |     |
| 04 Reban                 | -             | 1                | 6                  | 7               | 2                | 6                  | 8               |     |
| 05 Bawang                | 1             | 2                | 6                  | 8               | 2                | 6                  | 8               |     |
| 06 Tersono               | -             | 5                | 3                  | 8               | 6                | 3                  | 9               |     |
| 07 Gringsing             | 1             | 9                | 3                  | 12              | 11               | 3                  | 14              |     |
| 08 Limpung               | 1             | 5                | 2                  | 7               | 5                | 4                  | 9               |     |
| 09 Banyuputih            | -             | 4                | 2                  | 6               | 6                | 3                  | 9               |     |
| 10 Subah                 | -             | 5                | -                  | 5               | 6                | -                  | 6               |     |
| 11 Pecalungan            | 1             | 9                | 8                  | 17              | 10               | 8                  | 18              |     |
| 12 Tulis                 | -             | 5                | 3                  | 8               | 10               | 4                  | 14              |     |
| 13 Kandeman              | -             | 3                | 3                  | 6               | 3                | 3                  | 6               |     |
| 14 Batang                | 6             | 21               | 14                 | 35              | 27               | 26                 | 53              |     |
| 15 Warungasem            | 3             | 3                | 2                  | 5               | 3                | 2                  | 5               |     |
| Jumlah/Total             | 2017          | 16               | 93                 | 67              | 160              | 113                | 83              | 196 |
|                          | 2016          | 16               | 109                | 84              | 193              | 136                | 102             | 238 |
|                          | 2015          | 13               | 105                | 64              | 169              | 203                | 78              | 203 |
|                          | 2014          | 23               | 126                | 59              | 185              | 218                | 72              | 218 |



**Tabel 4.2.6 Lanjutan**  
**Table Continued**

| Kecamatan<br>Subdistrict | Angka Kematian/Death Rate                                 |   |                           |                        |   |                           |                        |
|--------------------------|---|---|---------------------------|------------------------|---|---------------------------|------------------------|
|                          | Ibu per<br>100.000 KH<br><i>Mother per<br/>100.000 LB</i> | Bayi per 1.000 KH<br><i>Infant per 1.000 LB</i> |                           |                        | Balita per 1.000 KH<br><i>Todler per 1.000 LB</i> |                           |                        |
|                          |   | Laki-laki<br><i>Man</i>                         | Perempuan<br><i>Woman</i> | Jumlah<br><i>Total</i> | Laki-laki<br><i>Man</i>                           | Perempuan<br><i>Woman</i> | Jumlah<br><i>Total</i> |
|                          | (1)   | (9)   | (10)                      | (11)                   | (12)  | (13)                      | (14)                   |
| 01 Wonotunggal           | 7,95  | 0,32  | 0,32                      | 0,64                   | 0,40  | 0,32                      | 0,72                   |
| 02 Bandar                | 7,95  | 0,48  | 0,64                      | 1,11                   | 0,48  | 0,64                      | 1,11                   |
| 03 Blado                 | 7,95  | 0,87  | 0,24                      | 1,11                   | 0,87  | 0,24                      | 1,11                   |
| 04 Reban                 | -   | 0,08  | 0,48                      | 0,56                   | 0,16  | 0,48                      | 0,64                   |
| 05 Bawang                | 7,95  | 0,16  | 0,48                      | 0,64                   | 0,16  | 0,48                      | 0,64                   |
| 06 Tersono               | -   | 0,40  | 0,24                      | 0,64                   | 0,48  | 0,24                      | 0,72                   |
| 07 Gringsing             | 7,95  | 0,72  | 0,24                      | 0,95                   | 0,87  | 0,24                      | 1,11                   |
| 08 Limpung               | 7,95  | 0,40  | 0,16                      | 0,56                   | 0,40  | 0,32                      | 0,72                   |
| 09 Banyuputih            | -   | 0,32  | 0,16                      | 0,48                   | 0,48  | 0,24                      | 0,72                   |
| 10 Subah                 | -   | 0,40  | -                         | 0,40                   | 0,48  | -                         | 0,48                   |
| 11 Pecalungan            | 7,95  | 0,72  | 0,64                      | 1,35                   | 0,80  | 0,64                      | 1,43                   |
| 12 Tulis                 | -   | 0,40  | 0,24                      | 0,64                   | 0,80  | 0,32                      | 1,11                   |
| 13 Kandeman              | -   | 0,24  | 0,24                      | 0,48                   | 0,24  | 0,24                      | 0,48                   |
| 14 Batang                | 47,73   | 1,67  | 1,11                      | 2,78                   | 2,15  | 2,07                      | 4,22                   |
| 15 Warungasem            | 23,86   | 0,24  | 0,16                      | 0,40                   | 0,24  | 0,16                      | 0,40                   |
| Jumlah/Total             | 2017  | 127,27  | 7,40                      | 5,33                   | 12,73   | 8,99                      | 15,59                  |
|                          | 2016  | 127,61  | 16,27                     | 14,39                  | 15,39   | 20,30                     | 18,98                  |
|                          | 2015  | 103,26  | 16,08                     | 10,56                  | 13,42   | 19,14                     | 16,13                  |
|                          | 2014  | 179,04  | 18,73                     | 9,64                   | 14,4  | 21,7                      | 16,97                  |

Sumber : Dinas Kesehatan  
Source : Service of Health

**Tabel 4.2.7 Jumlah Upaya Kesehatan Bersumberdaya Masyarakat (UKBM) Menurut Kecamatan di Kabupaten Batang, 2017**  
**Number of Community Based Health Efforts by Subdistrict in Batang Regency, 2017**

| Kecamatan<br>Subdistrict | Jumlah Desa<br>Number of<br>Village | Poskesdes | Polindes | Posbindu |    |
|--------------------------|-------------------------------------|-----------|----------|----------|----|
| (1)                      | (2)                                 | (3)       | (4)      | (5)      |    |
| 01 Wonotunggal           | 15                                  | 11        | -        | 1        |    |
| 02 Bandar                | 17                                  | 13        | -        | 1        |    |
| 03 Blado                 | 18                                  | 14        | -        | 3        |    |
| 04 Reban                 | 19                                  | 12        | -        | 3        |    |
| 05 Bawang                | 20                                  | 16        | -        | 6        |    |
| 06 Tersono               | 20                                  | 17        | -        | 1        |    |
| 07 Gringsing             | 15                                  | 9         | -        | 6        |    |
| 08 Limpung               | 17                                  | 12        | -        | 1        |    |
| 09 Banyuputih            | 11                                  | 8         | -        | 1        |    |
| 10 Subah                 | 17                                  | 14        | -        | 4        |    |
| 11 Pecalungan            | 10                                  | 7         | -        | 1        |    |
| 12 Tulis                 | 17                                  | 12        | -        | 1        |    |
| 13 Kandeman              | 13                                  | 10        | -        | 1        |    |
| 14 Batang                | 21                                  | 12        | -        | 5        |    |
| 15 Warungasem            | 18                                  | 12        | -        | 2        |    |
| Jumlah/Total             | 2017                                | 248       | 179      | -        | 37 |
|                          | 2016                                | 248       | 189      | -        | 15 |

Sumber : Dinas Kesehatan

Source : Service of Health

**Tabel 4.2.8 Banyaknya Puskesmas Menurut Kelas dan Kecamatan di Kabupaten Batang, 2017**  
***Number of Community Health Centers by Class and Subdistrict in Batang Regency, 2017***

| Kecamatan<br><i>Subdistrict</i> | Perawatan<br><i>Care</i> | Non<br>Perawatan<br><i>Non Care</i> | Pembantu<br><i>Branch</i> | Keliling<br><i>Around</i> |
|---------------------------------|--------------------------|-------------------------------------|---------------------------|---------------------------|
| (1)                             | (2)                      | (3)                                 | (4)                       | (5)                       |
| 01 Wonotunggal                  | -                        | 1                                   | 3                         | 2                         |
| 02 Bandar                       | 1                        | 1                                   | 3                         | 3                         |
| 03 Blado                        | -                        | 2                                   | 3                         | 4                         |
| 04 Reban                        | -                        | 1                                   | 4                         | 2                         |
| 05 Bawang                       | 1                        | -                                   | 3                         | 2                         |
| 06 Tersono                      | -                        | 1                                   | 2                         | 1                         |
| 07 Gringsing                    | 1                        | 1                                   | 4                         | 2                         |
| 08 Limpung                      | -                        | 1                                   | 1                         | 1                         |
| 09 Banyuputih                   | -                        | 1                                   | 4                         | 2                         |
| 10 Subah                        | 1                        | -                                   | 3                         | 1                         |
| 11 Pecalungan                   | -                        | 1                                   | 2                         | 1                         |
| 12 Tulis                        | -                        | 1                                   | 2                         | 1                         |
| 13 Kandeman                     | -                        | 1                                   | 2                         | 2                         |
| 14 Batang                       | -                        | 4                                   | 4                         | 4                         |
| 15 Warungasem                   | -                        | 1                                   | 3                         | 1                         |
| Jumlah/ <i>Total</i> 2017       | 4                        | 17                                  | 43                        | 29                        |
| 2016                            | 5                        | 16                                  | 43                        | 29                        |

Sumber : Dinas Kesehatan  
 Source : *Service of Health*

**Tabel 4.2.9 Banyaknya Posyandu Menurut Strata dan Kecamatan di Kabupaten Batang, 2017**  
**Number of Integrated Service Post by Strata and Subdistrict in Batang Regency, 2017**

|                          | Kecamatan<br>Subdistrict | Posyandu/Integrated Service Post |       |         |         | Jumlah | Posyandu<br>Aktif<br>Active |
|--------------------------|--------------------------|----------------------------------|-------|---------|---------|--------|-----------------------------|
|                          |                          | Pratama                          | Madya | Purnama | Mandiri |        |                             |
|                          | (1)                      | (2)                              | (3)   | (4)     | (5)     | (6)    | (7)                         |
| 01                       | Wonotunggal              | -                                | 5     | 9       | 49      | 63     | 63                          |
| 02                       | Bandar                   | -                                | -     | 51      | 36      | 87     | 87                          |
| 03                       | Blado                    | -                                | 12    | 11      | 45      | 68     | 68                          |
| 04                       | Reban                    | -                                | 5     | 24      | 41      | 70     | 70                          |
| 05                       | Bawang                   | -                                | 4     | 16      | 69      | 89     | 89                          |
| 06                       | Tersono                  | -                                | 1     | 29      | 30      | 60     | 60                          |
| 07                       | Gringsing                | -                                | 2     | 32      | 68      | 102    | 102                         |
| 08                       | Limpung                  | -                                | 48    | -       | -       | 48     | 48                          |
| 09                       | Banyuputih               | -                                | 24    | 37      | 17      | 78     | 78                          |
| 10                       | Subah                    | -                                | 6     | 20      | 46      | 72     | 72                          |
| 11                       | Pecalungan               | -                                | 23    | 7       | 21      | 51     | 51                          |
| 12                       | Tulis                    | -                                | -     | 8       | 42      | 50     | 50                          |
| 13                       | Kandeman                 | -                                | 37    | 15      | 11      | 63     | 63                          |
| 14                       | Batang                   | -                                | 47    | 166     | 34      | 247    | 247                         |
| 15                       | Warungasem               | -                                | -     | -       | 76      | 76     | 76                          |
| <b>Jumlah/Total 2017</b> |                          | -                                | 214   | 425     | 585     | 1 224  | 1 224                       |
| <b>2016</b>              |                          | -                                | 320   | 451     | 449     | 1 220  | 1 220                       |

Sumber : Dinas Kesehatan  
 Source : Service of Health

**Tabel 4.2.10 Banyaknya Desa Siaga Menurut Kecamatan di Kabupaten Batang, 2017**  
**Table**  
**Number of Standby Village by Subdistrict in Batang Regency, 2017**

| Kecamatan<br>Subdistrict | Jumlah Desa<br>Number of Village | Pratama | Madya | Purnama | Mandiri |    |
|--------------------------|----------------------------------|---------|-------|---------|---------|----|
| (1)                      | (2)                              | (3)     | (4)   | (5)     | (6)     |    |
| 01 Wonotunggal           | 15                               | 10      | -     | 5       | -       |    |
| 02 Bandar                | 17                               | -       | 5     | 5       | 7       |    |
| 03 Blado                 | 18                               | 4       | 9     | 5       | -       |    |
| 04 Reban                 | 19                               | -       | 9     | 5       | 5       |    |
| 05 Bawang                | 20                               | -       | 4     | 11      | 5       |    |
| 06 Tersono               | 20                               | 9       | 4     | 3       | 4       |    |
| 07 Gringsing             | 15                               | -       | 7     | 4       | 4       |    |
| 08 Limpung               | 17                               | 4       | 5     | 5       | 3       |    |
| 09 Banyuputih            | 11                               | 8       | -     | 3       | -       |    |
| 10 Subah                 | 17                               | 7       | 5     | 3       | 2       |    |
| 11 Pecalungan            | 10                               | 5       | 1     | 4       | -       |    |
| 12 Tulis                 | 17                               | 8       | 5     | 4       | -       |    |
| 13 Kandeman              | 13                               | 5       | 4     | 3       | 1       |    |
| 14 Batang                | 21                               | 2       | 8     | 9       | 2       |    |
| 15 Warungasem            | 18                               | -       | 15    | 3       | -       |    |
| Jumlah/Total             | 2017                             | 248     | 62    | 81      | 72      | 33 |
|                          | 2016                             | 248     | 51    | 116     | 57      | 24 |

Sumber : Dinas Kesehatan  
 Source : Service of Health

**Tabel 4.2.11 Banyaknya Tenaga Medis dan Paramedis Menurut Fasilitas Kesehatan di Kabupaten Batang, 2017**  
**Number of Medical and Paramedical Workers by Health Facility in Batang Regency, 2017**

| Fasilitas Kesehatan<br><i>Health Facility</i> | Dokter Spesialis<br><i>Specialist Doctor</i> | Dokter Umum<br><i>General Doctor</i> | Dokter Gigi<br><i>Dentist</i> | Dokter Gigi Spesialis<br><i>Specialist Dentist</i> |
|---|--|--------------------------------------|-------------------------------|--|
| (1)   | (2)  | (3)                                  | (4)                           | (5)  |
| <b>PUSKESMAS</b>                              |  |                                      |                               |  |
| 01 Wonotunggal                                | -  | 2                                    | -                             | -  |
| 02 Bandar 1                                   | -  | 3                                    | 1                             | -  |
| 03 Bandar 2                                   | -  | 1                                    | -                             | -  |
| 04 Blado 1                                    | -  | 1                                    | -                             | -  |
| 05 Blado 2                                    | -  | 1                                    | -                             | -  |
| 06 Reban                                      | -  | 1                                    | -                             | -  |
| 07 Bawang                                     | -  | 2                                    | -                             | -  |
| 08 Tersono                                    | -  | 2                                    | -                             | -  |
| 09 Gringsing 1                                | -  | 3                                    | 1                             | -  |
| 10 Gringsing 2                                | -  | 2                                    | -                             | -  |
| 11 Limpung                                    | -  | 2                                    | 1                             | -  |
| 12 Banyuputih                                 | -  | 2                                    | -                             | -  |
| 13 Subah                                      | -  | 3                                    | 1                             | -  |
| 14 Pecalungan                                 | -  | 2                                    | -                             | -  |
| 15 Tulis                                      | -  | 2                                    | -                             | -  |
| 16 Kandeman                                   | -  | 2                                    | -                             | -  |
| 17 Batang 1                                   | -  | 2                                    | 1                             | -  |
| 18 Batang 2                                   | -  | 2                                    | -                             | -  |
| 19 Batang 3                                   | -  | 2                                    | -                             | -  |
| 20 Batang 4                                   | -  | 2                                    | -                             | -  |
| 21 Warungasem                                 | -  | 2                                    | -                             | -  |
| <b>RUMAH SAKIT</b>                            |  |                                      |                               |  |
| 22 RSUD Kab. Batang                           | 13   | 11                                   | 1                             | -  |
| 23 RSU Limpung                                | -  | 3                                    | 1                             | -  |
| 24 RS QIM Batang                              | 10   | 12                                   | 2                             | -  |
| Jumlah/ <i>Total</i>                          | 2017   | 23                                   | 67                            | 9  |
|   | 2016   | 26                                   | 64                            | 9  |

**Tabel 4.2.11 Lanjutan**  
**Table Continued**

| Fasilitas Kesehatan<br><i>Health Facility</i> |                  | Bidan<br><i>Midwife</i> | Perawat<br><i>Nurse</i> | Perawat Gigi<br><i>Dentist Nurse</i> |    |
|---|------------------|-------------------------|-------------------------|--------------------------------------|----|
| (1)   |                  | (6)                     | (7)                     | (8)                                  |    |
| <b>PUSKESMAS</b>                              |                  |                         |                         |                                      |    |
| 01  | Wonotunggal      | 21                      | 8                       | 1                                    |    |
| 02  | Bandar 1         | 24                      | 13                      | 1                                    |    |
| 03  | Bandar 2         | 13                      | 5                       | -                                    |    |
| 04  | Blado 1          | 16                      | 8                       | 1                                    |    |
| 05  | Blado 2          | 7                       | 6                       | -                                    |    |
| 06  | Reban            | 26                      | 4                       | 1                                    |    |
| 07  | Bawang           | 33                      | 16                      | 1                                    |    |
| 08  | Tersono          | 25                      | 7                       | 1                                    |    |
| 09  | Gringsing 1      | 19                      | 16                      | 2                                    |    |
| 10  | Gringsing 2      | 11                      | 5                       | 1                                    |    |
| 11  | Limpung          | 20                      | 7                       | 1                                    |    |
| 12  | Banyuputih       | 13                      | 3                       | -                                    |    |
| 13  | Subah            | 29                      | 17                      | 1                                    |    |
| 14  | Pecalungan       | 13                      | 4                       | -                                    |    |
| 15  | Tulis            | 22                      | 6                       | 1                                    |    |
| 16  | Kandeman         | 20                      | 7                       | 1                                    |    |
| 17  | Batang 1         | 15                      | 7                       | 2                                    |    |
| 18  | Batang 2         | 14                      | 10                      | 2                                    |    |
| 19  | Batang 3         | 14                      | 7                       | 1                                    |    |
| 20  | Batang 4         | 14                      | 12                      | 2                                    |    |
| 21  | Warungasem       | 24                      | 9                       | 2                                    |    |
| <b>RUMAH SAKIT</b>                            |                  |                         |                         |                                      |    |
| 22  | RSUD Kab. Batang | 23                      | 188                     | 2                                    |    |
| 23  | RSU Limpung      | 23                      | 19                      | -                                    |    |
| 24  | RS QIM Batang    | 24                      | 163                     | -                                    |    |
| Jumlah/ <i>Total</i>                          |                  | 2017                    | 463                     | 547                                  | 24 |
|   |                  | 2016                    | 472                     | 592                                  | 24 |

Sumber: Dinas Kesehatan  
Source: Service of Health

**Tabel 4.2.12 Hasil Imunisasi Menurut Jenis Imunisasi dan Kecamatan di Kabupaten Batang, 2017**  
**Immunization Coverage by Type of Immunization and Subdistrict in Batang Regency, 2017**

| Kecamatan<br>Subdistrict | BCG   | DPT HB<br>Hib I | DPT HB<br>Hib II | DPT HB<br>Hib III | Polio I | Polio II |        |
|--------------------------|-------|-----------------|------------------|-------------------|---------|----------|--------|
| (1)                      | (2)   | (3)             | (4)              | (5)               | (6)     | (7)      |        |
| 01 Wonotunggal           | 650   | 649             | 663              | 672               | 650     | 650      |        |
| 02 Bandar                | 1 167 | 1 175           | 1 178            | 1 138             | 1 178   | 1 160    |        |
| 03 Blado                 | 765   | 766             | 753              | 765               | 759     | 746      |        |
| 04 Reban                 | 613   | 642             | 655              | 649               | 618     | 651      |        |
| 05 Bawang                | 890   | 856             | 867              | 863               | 890     | 877      |        |
| 06 Tersono               | 550   | 544             | 541              | 577               | 550     | 549      |        |
| 07 Gringsing             | 908   | 955             | 945              | 951               | 869     | 868      |        |
| 08 Limpung               | 567   | 540             | 561              | 561               | 514     | 497      |        |
| 09 Banyuputih            | 581   | 554             | 517              | 476               | 468     | 550      |        |
| 10 Subah                 | 787   | 723             | 763              | 804               | 712     | 703      |        |
| 11 Pecalungan            | 511   | 505             | 470              | 453               | 490     | 466      |        |
| 12 Tulis                 | 660   | 688             | 680              | 671               | 639     | 672      |        |
| 13 Kandeman              | 881   | 870             | 857              | 829               | 867     | 852      |        |
| 14 Batang                | 2 092 | 1 990           | 1 932            | 1 904             | 2 020   | 1 930    |        |
| 15 Warungasem            | 856   | 809             | 798              | 763               | 856     | 820      |        |
| Jumlah                   | 2017  | 12 478          | 12 266           | 12 180            | 12 076  | 12 080   | 11 991 |
|                          | 2016  | 12 473          | 12 344           | 12 253            | 12 197  | 11 952   | 11 860 |
|                          | 2015  | 11 500          | 11 156           | 11 138            | 11 339  | 11 344   | 11 106 |
|                          | 2014  | 11 738          | 12 490           | 12 385            | 9 148   | 12 611   | 12 446 |



**Tabel** 4.2.12 **Lanjutan**  
**Table** **Continued**

|    | Kecamatan<br><i>Subdistrict</i> | Polio III | Polio IV | Campak | DT I   | TT I   | TT II |       |
|----|---------------------------------|-----------|----------|--------|--------|--------|-------|-------|
|    | (1)                             | (8)       | (9)      | (10)   | (11)   | (12)   | (13)  |       |
| 01 | Wonotunggal                     | 663       | 672      | 603    | 644    | 145    | 144   |       |
| 02 | Bandar                          | 1 194     | 1 087    | 1 135  | 1 276  | 382    | 376   |       |
| 03 | Blado                           | 746       | 742      | 746    | 825    | 201    | 209   |       |
| 04 | Reban                           | 626       | 631      | 658    | 651    | 752    | 521   |       |
| 05 | Bawang                          | 867       | 863      | 801    | 949    | 948    | 614   |       |
| 06 | Tersono                         | 541       | 577      | 561    | 658    | 507    | 344   |       |
| 07 | Gringsing                       | 896       | 853      | 963    | 1 082  | 697    | 618   |       |
| 08 | Limpung                         | 518       | 519      | 557    | 818    | 233    | 238   |       |
| 09 | Banyuputih                      | 501       | 482      | 546    | 573    | 305    | 351   |       |
| 10 | Subah                           | 716       | 696      | 779    | 857    | 367    | 328   |       |
| 11 | Pecalungan                      | 451       | 412      | 475    | 452    | 610    | 329   |       |
| 12 | Tulis                           | 663       | 669      | 620    | 675    | 419    | 382   |       |
| 13 | Kandeman                        | 821       | 840      | 853    | 948    | 957    | 933   |       |
| 14 | Batang                          | 1 883     | 1 842    | 1 948  | 2 354  | 1 402  | 1 129 |       |
| 15 | Warungasem                      | 798       | 763      | 864    | 945    | 348    | 331   |       |
|    | Jumlah                          | 2017      | 11 884   | 11 648 | 12 109 | 13 707 | 8 273 | 6 847 |
|    |                                 | 2016      | 11 847   | 11 592 | 12 079 | 13 674 | 7 037 | 5 669 |
|    |                                 | 2015      | 11 143   | 12 159 | 12 350 | 13 166 | 7 783 | 6 877 |
|    |                                 | 2014      | 12 243   | 12 241 | 12 233 | 13 309 | 6 680 | 6 378 |

Sumber : Dinas Kesehatan

Source : Service of Health

### 4.3 PMI/PMI

**Tabel 4.3.1** Banyaknya Donor Darah Menurut Golongan Darah dan Bulan di Kabupaten Batang, 2017  
**Table** *Number of Blood Supply by Blood Group and Month in Batang Regency, 2017*

|              | Bulan<br>Month | Golongan Darah / Blood Group |       |       |     | Jumlah<br>Total |
|--------------|----------------|------------------------------|-------|-------|-----|-----------------|
|              |                | A                            | B     | O     | AB  |                 |
|              | (1)            | (2)                          | (3)   | (4)   | (5) | (6)             |
| 01           | Januari        | 131                          | 158   | 189   | 45  | 523             |
| 02           | Februari       | 147                          | 212   | 287   | 55  | 701             |
| 03           | Maret          | 127                          | 144   | 174   | 44  | 489             |
| 04           | April          | 158                          | 170   | 202   | 39  | 569             |
| 05           | Mei            | 187                          | 219   | 286   | 54  | 746             |
| 06           | Juni           | 107                          | 113   | 148   | 35  | 403             |
| 07           | Juli           | 215                          | 281   | 281   | 53  | 830             |
| 08           | Agustus        | 158                          | 204   | 241   | 53  | 656             |
| 09           | September      | 183                          | 192   | 238   | 50  | 663             |
| 10           | Oktober        | 170                          | 216   | 260   | 58  | 704             |
| 11           | Nopember       | 163                          | 235   | 230   | 42  | 669             |
| 12           | Desember       | 108                          | 147   | 191   | 27  | 473             |
| Jumlah/Total |                |                              |       |       |     |                 |
|              | 2017           | 1 854                        | 2 291 | 2 727 | 555 | 7 426           |
|              | 2016           | 1 752                        | 2 084 | 2 610 | 534 | 6 980           |
|              | 2015           | 1 664                        | 1 988 | 2 652 | 520 | 6 825           |
|              | 2014           | 1 398                        | 1 899 | 2 228 | 424 | 5 949           |

Sumber : Palang Merah Indonesia Kabupaten Batang  
 Source : Indonesia Red Cross of Batang Regency

**Tabel 4.3.2 Banyaknya Pengguna Darah Menurut Golongan Darah dan Bulan di Kabupaten Batang, 2017**  
***Number of Recipient by Blood Group and Month in Batang Regency, 2017***

|                      | Bulan<br><i>Month</i> | Golongan Darah / <i>Blood Group</i> |       |       |     | Jumlah<br><i>Total</i> |
|----------------------|-----------------------|-------------------------------------|-------|-------|-----|------------------------|
|                      |                       | A                                   | B     | O     | AB  |                        |
|                      | (1)                   | (2)                                 | (3)   | (4)   | (5) | (6)                    |
| 01                   | Januari               | 122                                 | 138   | 217   | 33  | 510                    |
| 02                   | Februari              | 142                                 | 178   | 165   | 39  | 524                    |
| 03                   | Maret                 | 175                                 | 185   | 275   | 40  | 675                    |
| 04                   | April                 | 137                                 | 216   | 277   | 29  | 659                    |
| 05                   | Mei                   | 177                                 | 174   | 200   | 29  | 580                    |
| 06                   | Juni                  | 157                                 | 161   | 202   | 33  | 553                    |
| 07                   | Juli                  | 185                                 | 240   | 258   | 53  | 736                    |
| 08                   | Agustus               | 186                                 | 181   | 252   | 51  | 670                    |
| 09                   | September             | 115                                 | 173   | 228   | 36  | 552                    |
| 10                   | Oktober               | 215                                 | 146   | 226   | 45  | 632                    |
| 11                   | Nopember              | 156                                 | 253   | 174   | 33  | 616                    |
| 12                   | Desember              | 98                                  | 136   | 171   | 11  | 416                    |
| Jumlah/ <i>Total</i> | 2017                  | 1 865                               | 2 181 | 2 645 | 432 | 7 123                  |
|                      | 2016                  | 1 675                               | 1 835 | 2 550 | 499 | 6 559                  |
|                      | 2015                  | 1 674                               | 1 849 | 2 554 | 487 | 6 564                  |
|                      | 2014                  | 1 297                               | 1 816 | 2 216 | 380 | 5 709                  |

Sumber : Palang Merah Indonesia Kabupaten Batang  
*Source : Indonesia Red Cross of Batang Regency*

**Tabel 4.3.3** Banyaknya Pembina dan Anggota Palang Merah Remaja Menurut Kecamatan di Kabupaten Batang, 2017  
**Table** *Number of Trustees and Members of the Youth Red Cross by Subdistricts in Batang Regency, 2017*

|    | Kecamatan<br>Subdistrict | Pembina<br>PMR<br>Leader of<br>Youth Red<br>Cross | Anggota PMR<br>Members of Youth Red Cross |       |       | Jumlah<br>Total |       |
|----|--------------------------|---|---|-------|-------|-----------------|-------|
|    |                          |   | Mula                                      | Madya | Wira  |                 |       |
|    | (1)                      | (2)   | (3)                                       | (4)   | (5)   | (6)             |       |
| 01 | Wonotunggal              | 34  | 198                                       | 100   | 35    | 367             |       |
| 02 | Bandar                   | 60  | 241                                       | 149   | 114   | 564             |       |
| 03 | Blado                    | 44  | 175                                       | 124   | 53    | 396             |       |
| 04 | Reban                    | 46  | 243                                       | 70    | 23    | 382             |       |
| 05 | Bawang                   | 56  | 285                                       | 124   | 78    | 543             |       |
| 06 | Tersono                  | 52  | 287                                       | 110   | 55    | 504             |       |
| 07 | Gringsing                | 62  | 300                                       | 108   | 77    | 547             |       |
| 08 | Limpung                  | 50  | 242                                       | 102   | 129   | 523             |       |
| 09 | Banyuputih               | 37  | 136                                       | 61    | 91    | 325             |       |
| 10 | Subah                    | 54  | 280                                       | 126   | 209   | 669             |       |
| 11 | Pecalungan               | 30  | 141                                       | 45    | 31    | 247             |       |
| 12 | Tulis                    | 35  | 235                                       | 69    | 21    | 360             |       |
| 13 | Kandeman                 | 39  | 389                                       | 122   | 76    | 626             |       |
| 14 | Batang                   | 103   | 1204                                      | 339   | 256   | 1902            |       |
| 15 | Warungasem               | 41  | 228                                       | 113   | 59    | 441             |       |
|    | Jumlah/Total             | 2017  | 743                                       | 4 584 | 1 762 | 1 307           | 8 396 |
|    |                          | 2016  | 742                                       | 4 321 | 1 685 | 1 193           | 7 941 |
|    |                          | 2015  | 259                                       | 1 742 | 1 882 | 1 461           | 5 089 |
|    |                          | 2014  | 229                                       | 1 365 | 1 495 | 1 028           | 3 888 |

Sumber : Palang Merah Indonesia Kabupaten Batang  
 Source : Indonesia Red Cross of Batang Regency

#### 4.4 BADAN PENYELENGGARA JAMINAN SOSIAL KESEHATAN/BPJS

**Tabel 4.4.1** Jumlah Fasilitas Kesehatan yang Bekerjasama dengan Badan Penyelenggara Jaminan Sosial Kesehatan Cabang Pekalongan di Kabupaten Batang, 2017  
*Number of Health Facilities Cooperated with Agency for the Provision of Social Security Health Branch Pekalongan in Batang Regency, 2017*

| Fasilitas Kesehatan<br><i>Health Facility</i> |   | Jumlah<br><i>Total</i> |
|---|---|------------------------|
| (1)   |   | (2)                    |
| 01  | Fasilitas Kesehatan Rumah Sakit               | 2                      |
| 02  | Fasilitas Kesehatan Puskesmas                 | 21                     |
| 03  | Fasilitas Kesehatan Dokter Praktek Perorangan | 27                     |
| 04  | Fasilitas Kesehatan Dokter Gigi               | 4                      |
| 05  | Fasilitas Kesehatan Klinik Pratama            | 3                      |
| 06  | Fasilitas Kesehatan Klinik TNI/Polri          | 2                      |
| 07  | Fasilitas Kesehatan Apotek                    | 3                      |
| 08  | Fasilitas Kesehatan Optik                     | 4                      |
| 09  | Fasilitas Kesehatan Laboratorium              | 1                      |
| 10  | Fasilitas Kesehatan Lainnya                   | -                      |
| Jumlah/ <i>Total</i>                          |   |                        |
|   |   | 2017                   |
|   |   | 67                     |
|   |   | 2016                   |
|   |   | 63                     |

Sumber : Badan Penyelenggara Jaminan Sosial Kesehatan Cabang Pekalongan  
*Source : Agency for the Provision of Social Security Health Branch Pekalongan*

**Tabel 4.4.2** Jumlah Peserta Jaminan Kesehatan Nasional Kartu Indonesia Sehat (JKN-KIS) pada Badan Penyelenggara Jaminan Sosial Kesehatan Cabang Pekalongan di Kabupaten Batang, 2017  
**Table** *Number of Participants National Health Insurance Healthy Indonesia Cards in Agency for the Provision of Social Security Health Branch Pekalongan In Batang Regency, 2017*

|    | Peserta<br>Member              | Jumlah<br>Total |
|----|--------------------------------|-----------------|
|    | (1)                            | (2)             |
| 01 | PBI-JK                         | 375 484         |
| 02 | PBI-APBD                       | 22 096          |
| 03 | PPU-PNS                        | 27 375          |
| 04 | PPU-TNI/POLRI/PNS Kemhan/Polri | 3 165           |
| 05 | PPU-Pejabat Negara             | 110             |
| 06 | PPU-Pegawai Pemerintah Non PNS | 7 157           |
| 07 | PPU-BUMN/BUMD                  | 277             |
| 08 | PPU-Swasta                     | 29 296          |
| 09 | PBPU                           | 41 518          |
| 10 | Bukan Pekerja (BP)             | 9 179           |
|    | Jumlah/Total                   | 515 657         |
|    | 2016                           | 475 874         |

Sumber : Badan Penyelenggara Jaminan Sosial Kesehatan Cabang Pekalongan  
 Source : *Agency for the Provision of Social Security Health Branch Pekalongan*

#### 4.5 SAMPAH DAN KEBAKARAN/*WASTE AND FIRE*

**Tabel 4.5.1 Banyaknya Sarana Pengelolaan Sampah dan Limbah yang Dikelola Dinas Lingkungan Hidup Menurut Kecamatan di Kabupaten Batang, 2017**  
***Number of Garbage Facility and Waste that Managed Service of Living Environment by Subdistrict in Batang Regency, 2017***

| Kecamatan<br><i>Subdistrict</i> | Truk<br>Sampah<br><i>Garbage<br/>Truck</i> | Truk<br>Kontainer<br><i>Container<br/>Truck</i> | Kontainer<br><i>Container</i> | Gerobak<br>Sampah<br><i>Garbage<br/>Cart</i> | Tempat<br>Pembuangan<br>Sementara<br><i>Transfer Garbage<br/>Place</i> |     |
|---------------------------------|--|---|-------------------------------|--|--|-----|
| (1)                             | (2)  | (3)   | (4)                           | (5)  | (6)  |     |
| 01. Wonotunggal                 | -  | -   | -                             | -  | 3  |     |
| 02. Bandar                      | 1  | -   | -                             | 2  | 3  |     |
| 03. Blado                       | -  | -   | 1                             | -  | 1  |     |
| 04. Reban                       | -  | -   | -                             | -  | -  |     |
| 05. Bawang                      | 1  | -   | -                             | -  | 2  |     |
| 06. Tersono                     | -  | -   | -                             | -  | 2  |     |
| 07. Gringsing                   | 1  | -   | -                             | -  | 7  |     |
| 08. Limpung                     | 1  | -   | -                             | -  | 2  |     |
| 09. Banyuputih                  | -  | -   | -                             | -  | 1  |     |
| 10. Subah                       | -  | -   | -                             | 2  | 4  |     |
| 11. Pecalungan                  | -  | -   | -                             | -  | -  |     |
| 12. Tulis                       | -  | -   | -                             | -  | 5  |     |
| 13. Kandeman                    | -  | -   | -                             | -  | 1  |     |
| 14. Batang                      | 8  | 3   | 9                             | 93   | 55   |     |
| 15. Warungasem                  | 1  | -   | -                             | -  | 11   |     |
| Jumlah/ <i>Total</i> 2017       | 13   | 3   | 10                            | 97   | 97   |     |
|                                 | 2016                                       | 11  | 4                             | 10   | 85   | 83  |
|                                 | 2015                                       | 11  | 2                             | 5  | 85   | 109 |

**Tabel 4.5.1 Lanjutan**  
**Table Continued**

| Kecamatan<br>Subdistrict | Tempat<br>Pembuangan<br>Akhir<br>End Garbage<br>Place | Truk<br>Tinja<br>Excisment<br>Truck | Transfer<br>Depo<br>Transfer | Instalasi<br>Pengolah<br>Installation<br>Processing | Mobil<br>Kecil<br>Little<br>Car | Roda'3<br>3'Whells | Truk<br>Urinoir<br>Truck |
|--------------------------|---|-------------------------------------|------------------------------|---|---------------------------------|--------------------|--------------------------|
| (1)                      | (7)   | (8)                                 | (9)                          | (10)  | (11)                            | (12)               | (13)                     |
| 01. Wonotunggal          | -   | -                                   | -                            | -   | -                               | 1                  | -                        |
| 02. Bandar               | -   | -                                   | -                            | -   | -                               | -                  | -                        |
| 03. Blado                | -   | -                                   | -                            | -   | -                               | -                  | -                        |
| 04. Reban                | -   | -                                   | -                            | -   | -                               | -                  | -                        |
| 05. Bawang               | -   | -                                   | -                            | -   | -                               | 1                  | -                        |
| 06. Tersono              | -   | -                                   | -                            | -   | -                               | 3                  | -                        |
| 07. Gringsing            | -   | -                                   | -                            | -   | -                               | -                  | -                        |
| 08. Limpung              | -   | -                                   | -                            | -   | -                               | 1                  | -                        |
| 09. Banyuputih           | -   | -                                   | -                            | -   | -                               | -                  | -                        |
| 10. Subah                | -   | -                                   | -                            | -   | -                               | -                  | -                        |
| 11. Pecalungan           | -   | -                                   | -                            | -   | -                               | -                  | -                        |
| 12. Tulis                | -   | -                                   | -                            | -   | -                               | -                  | -                        |
| 13. Kandeman             | 1   | -                                   | -                            | 1   | -                               | 1                  | -                        |
| 14. Batang               | -   | 2                                   | 1                            | -   | 4                               | 1                  | 1                        |
| 15. Warungasem           | -   | -                                   | -                            | -   | -                               | -                  | -                        |
| Jumlah/Total 2017        | 1   | 2                                   | 1                            | 1   | 4                               | 8                  | 1                        |
| 2016                     | 1   | 3                                   | 1                            | 1   | 4                               | 3                  | -                        |
| 2015                     | 1   | 1                                   | 1                            | 1   | 4                               | -                  | -                        |

Sumber : Dinas Lingkungan Hidup  
Source : Service of Living Environment



**Tabel 4.5.2** Volume Sampah yang Masuk ke Tempat Pembuangan Akhir (TPA) Randukuning Kabupaten Batang, 2013-2017  
**Waste Volume Into Final Disposal Randukuning Batang Regency, 2013-2017**

| Kecamatan<br>Subdistrict | Volume Sampah/Waste Volume (meter <sup>3</sup> ) |               |               |               |               |
|--------------------------|--|---------------|---------------|---------------|---------------|
|                          | 2013   | 2014          | 2015          | 2016          | 2017          |
| (1)                      | (2)  | (3)           | (4)           | (5)           | (6)           |
| 01 Januari               | 3 178  | 2 772         | 2 594         | 3 678         | 6 129         |
| 02 Pebruari              | 2 739  | 2 756         | 3 275         | 3 275         | 5 600         |
| 03 Maret                 | 2 610  | 3 124         | 3 804         | 3 804         | 6 064         |
| 04 April                 | 2 315  | 3 087         | 3 617         | 3 617         | 5 624         |
| 05 Mei                   | 2 330  | 2 880         | 3 518         | 3 518         | 6 119         |
| 06 Juni                  | 2 407  | 2 884         | 3 386         | 3 386         | 6 241         |
| 07 Juli                  | 2 087  | 2 632         | 3 422         | 3 775         | 6 861         |
| 08 Agustus               | 2 329  | 3 089         | 3 497         | 4 298         | 6 448         |
| 09 September             | 2 536  | 2 971         | 3 249         | 4 219         | 5 979         |
| 10 Oktober               | 2 550  | 3 429         | 3 506         | 4 427         | 6 212         |
| 11 Nopember              | 2 330  | 3 156         | 3 367         | 5 380         | 6 387         |
| 12 Desember              | 2 785  | 2 823         | 3 583         | 5 812         | 4 286         |
| <b>Jumlah/Total</b>      | <b>30 196</b>                                    | <b>35 603</b> | <b>40 818</b> | <b>49 189</b> | <b>71 950</b> |

Sumber : Dinas Lingkungan Hidup

Source : Service of Living Environment

**Tabel 4.5.3 Perkembangan Volume Sampah Rata-rata per Hari dan yang Terangkut di Kabupaten Batang, 2010-2017**  
***Average Garbage Volume Daily and Transported Development in Batang Regency, 2010-2017***

| Tahun<br>Year | Penduduk<br>Population | Produksi Sampah<br>Waste Production<br>(M <sup>3</sup> ) | Terangkut<br>Transported<br>(M <sup>3</sup> ) | Persentase<br>Percentage |
|---------------|------------------------|--|---|--------------------------|
| (1)           | (2)                    | (3)  | (4)   | (5)                      |
| 2010          | 708 088                | 85 511   | 8 075   | 9,12                     |
| 2011          | 715 506                | 89 438   | 8 181   | 9,15                     |
| 2012          | 722 596                | 90 325   | 8 298   | 9,19                     |
| 2013          | 729 591                | 91 199   | 8 273   | 9,07                     |
| 2014          | 736 497                | 92 062   | 9 754   | 10,60                    |
| 2015          | 743 090                | 92 886   | 11 183  | 12,04                    |
| 2016          | 749 720                | 93 715   | 13 476  | 14,38                    |
| 2017          | 756 079                | 94 510   | 19 712  | 20,86                    |

Sumber : Dinas Lingkungan Hidup  
 Source : Service of Living Environment

#### 4.6 BENCANA/DISASTER

**Tabel 4.6.1 Banyaknya Bencana Kebakaran, Yang Terbakar dan Kehilangan Tempat Tinggal Menurut Kecamatan di Kabupaten Batang, 2017**

*Number of Outbreaks of Fire, Place Object on Fire and Lost of House by Subdistrict in Batang Regency, 2017*

| Kecamatan<br>Subdistrict | Banyaknya<br>Bencana<br>Kebakaran<br><i>Number of<br/>Outbreaks of<br/>Fire</i> | Banyaknya yang<br>Terbakar<br><i>Object of Fire</i> |                   | Yang Kehilangan<br>Tempat Tinggal<br><i>Lost of House</i> |                |
|--------------------------|---|---|-------------------|---|----------------|
|                          |   | Rumah<br>House                                      | Lainnya<br>Others | Keluarga<br>Household                                     | Jiwa<br>Person |
| (1)                      | (2)   | (3)   | (4)               | (5)   | (6)            |
| 01 Wonotunggal           | 1   | -   | 1                 | -   | -              |
| 02 Bandar                | 2   | 2   | -                 | -   | -              |
| 03 Blado                 | -   | -   | -                 | -   | -              |
| 04 Reban                 | -   | -   | -                 | -   | -              |
| 05 Bawang                | -   | -   | -                 | -   | -              |
| 06 Tersono               | 2   | 2   | -                 | -   | -              |
| 07 Gringsing             | 1   | -   | 1                 | -   | -              |
| 08 Limpung               | 2   | 2   | -                 | -   | -              |
| 09 Banyuputih            | -   | -   | -                 | -   | -              |
| 10 Subah                 | -   | -   | -                 | -   | -              |
| 11 Pecalungan            | -   | -   | -                 | -   | -              |
| 12 Tulis                 | 1   | -   | 1                 | -   | -              |
| 13 Kandeman              | 2   | 2   | -                 | -   | -              |
| 14 Batang                | 2   | 1   | -                 | -   | -              |
| 15 Warungasem            | 3   | 3   | -                 | -   | -              |
| Jumlah/ <i>Total</i>     | 2017  | 16  | 12                | 3   | -              |
|                          | 2016  | 28  | 13                | 15  | -              |
|                          | 2015  | 30  | 14                | 16  | 4              |
|                          | 2014  | 22  | 23                | 22  | 30             |

Sumber : Satuan Polisi Pamong Praja (SATPOL PP)

Source : Civil service police Unit

**Tabel 4.6.2 Banyaknya Korban, Taksiran Kerugian Akibat Kebakaran Menurut Kecamatan di Kabupaten Batang, 2017**  
**Number of Casualties, Losses Estimate of Fire by Subdistrict in Batang Regency, 2017**

| Kecamatan<br>Subdistrict | Banyaknya<br>Bencana<br>Kebakaran<br>Number of<br>Outbreaks of Fire | Banyaknya Korban<br>Number of Casualties<br>Object of Fire |                      | Taksiran Kerugian<br>Losses Estimate<br>(Rupiah) |
|--------------------------|---|--|----------------------|--|
|                          |   | Meninggal<br>Dead  | Luka-luka<br>Injured |  |
| (1)                      | (2)   | (3)  | (4)                  | (5)  |
| 01 Wonotunggal           | 1   | -  | -                    | 60 000 000                                       |
| 02 Bandar                | 2   | -  | -                    | 45 000 000                                       |
| 03 Blado                 | -   | -  | -                    | -  |
| 04 Reban                 | -   | -  | -                    | -  |
| 05 Bawang                | -   | -  | -                    | -  |
| 06 Tersono               | 2   | -  | -                    | 33 000 000                                       |
| 07 Gringsing             | 1   | -  | -                    | 3 000 000 000                                    |
| 08 Limpung               | 2   | -  | -                    | 200 000 000                                      |
| 09 Banyuputih            | -   | -  | -                    | -  |
| 10 Subah                 | -   | -  | -                    | -  |
| 11 Pecalungan            | -   | -  | -                    | -  |
| 12 Tulis                 | 1   | -  | -                    | 270 000 000                                      |
| 13 Kandeman              | 2   | -  | -                    | 100 000 000                                      |
| 14 Batang                | 2   | -  | -                    | 150 000 000                                      |
| 15 Warungasem            | 3   | -  | -                    | 160 000 000                                      |
| Jumlah/Total             | 2017  | 16   | -                    | 4 018 000 000                                    |
|                          | 2016  | 28   | -                    | 2 290 500 000                                    |
|                          | 2015  | 30   | -                    | 2 613 500 000                                    |
|                          | 2014  | 22   | -                    | 2 155 170 000                                    |

Sumber : Satuan Polisi Pamong Praja (SATPOL PP)

Source : Civil service police Unit

**Tabel 4.6.3 Banyaknya Kejadian Bencana Menurut Kecamatan di Kabupaten Batang, 2017**  
***Number of Catastrophic Events by Subdistrict in Batang Regency, 2017***

|    | Kecamatan<br><i>Subdistrict</i> | Kebakaran<br><i>Fire</i> | Angin Topan<br><i>Hurricane</i> | Tanah Longsor<br><i>Landslide</i> | Banjir<br><i>Flood</i> |
|----|---------------------------------|--------------------------|---------------------------------|-----------------------------------|------------------------|
|    | (1)                             | (2)                      | (3)                             | (4)                               | (5)                    |
| 01 | Wonotunggal                     | 1                        | 2                               | 1                                 | -                      |
| 02 | Bandar                          | 2                        | 1                               | -                                 | -                      |
| 03 | Blado                           | -                        | 2                               | 3                                 | -                      |
| 04 | Reban                           | -                        | -                               | 1                                 | -                      |
| 05 | Bawang                          | -                        | -                               | 2                                 | -                      |
| 06 | Tersono                         | 1                        | -                               | 1                                 | -                      |
| 07 | Gringsing                       | 1                        | -                               | 2                                 | -                      |
| 08 | Limpung                         | 1                        | -                               | -                                 | -                      |
| 09 | Banyuputih                      | -                        | -                               | -                                 | -                      |
| 10 | Subah                           | -                        | 1                               | 1                                 | -                      |
| 11 | Pecalungan                      | -                        | -                               | -                                 | -                      |
| 12 | Tulis                           | 1                        | -                               | -                                 | 1                      |
| 13 | Kandeman                        | 1                        | -                               | -                                 | -                      |
| 14 | Batang                          | 1                        | -                               | -                                 | 1                      |
| 15 | Warungasem                      | 2                        | -                               | -                                 | -                      |
|    | Jumlah/ <i>Total</i> 2017       | 11                       | 6                               | 11                                | 2                      |
|    | 2016                            | 28                       | 2                               | 8                                 | -                      |

Sumber : Badan Penanggulangan Bencana Daerah  
 Source : *Regional Disaster Management Agency*

**Tabel 4.6.4** Banyaknya Kejadian Bencana Menurut Bulan di Kabupaten Batang, 2017  
**Table** *Number of Catastrophic Events by Month in Batang Regency, 2017*

|                      | Kecamatan<br><i>Subdistrict</i> | Kebakaran<br><i>Fire</i> | Angin Topan<br><i>Hurricane</i> | Tanah Longsor<br><i>Landslide</i> | Banjir<br><i>Flood</i> |
|----------------------|---------------------------------|--------------------------|---------------------------------|-----------------------------------|------------------------|
|                      | (1)                             | (2)                      | (3)                             | (4)                               | (5)                    |
| 01                   | Januari                         | 1                        | 2                               | 4                                 | -                      |
| 02                   | Pebruari                        | -                        | -                               | 3                                 | 1                      |
| 03                   | Maret                           | -                        | -                               | -                                 | 1                      |
| 04                   | April                           | -                        | -                               | -                                 | -                      |
| 05                   | Mei                             | 1                        | -                               | -                                 | -                      |
| 06                   | Juni                            | -                        | -                               | -                                 | -                      |
| 07                   | Juli                            | 1                        | -                               | -                                 | -                      |
| 08                   | Agustus                         | -                        | 1                               | -                                 | -                      |
| 09                   | September                       | 3                        | -                               | -                                 | -                      |
| 10                   | Oktober                         | 2                        | 1                               | -                                 | -                      |
| 11                   | Nopember                        | -                        | 1                               | -                                 | -                      |
| 12                   | Desember                        | 3                        | 1                               | 4                                 | -                      |
| Jumlah/ <i>Total</i> | 2017                            | 11                       | 6                               | 11                                | 2                      |
|                      | 2016                            | 28                       | 2                               | 8                                 | -                      |

Sumber : Badan Penanggulangan Bencana Daerah  
 Source : *Regional Disaster Management Agency*

#### 4.7 KRIMINALITAS/*CRIME*

**Tabel 4.7.1 Jumlah Perkara Perdata Menurut Bulan yang Ditangani Pengadilan Negeri Batang, 2017**  
***Number of Civil Cases by Month Handled by Government Court of Batang, 2017***

| Bulan<br><i>Month</i>     | Perkara Gugatan<br><i>Lawsuit Case</i>      |                          |                           |   | Perkara Permohonan<br><i>Application Case</i> |                          |                           |   |
|---------------------------|---|--------------------------|---------------------------|---|---|--------------------------|---------------------------|---|
|                           | Sisa Awal<br><i>Rest of Beginning Month</i> | Masuk<br><i>Received</i> | Diputus<br><i>Decided</i> | Sisa Akhir<br><i>Rest of Last Month</i> | Sisa Awal<br><i>Rest of Beginning Month</i>   | Masuk<br><i>Received</i> | Diputus<br><i>Decided</i> | Sisa Akhir<br><i>Rest of Last Month</i> |
| (1)                       | (2)   | (3)                      | (4)                       | (5)                                     | (6)   | (7)                      | (8)                       | (9)                                     |
| 01 Januari                | 11  | 2                        | -                         | 13                                      | 4   | 7                        | 10                        | 1                                       |
| 02 Februari               | 13  | -                        | -                         | 13                                      | 1   | 8                        | 5                         | 4                                       |
| 03 Maret                  | 13  | 2                        | 4                         | 11                                      | 4   | 9                        | 9                         | 4                                       |
| 04 April                  | 11  | 5                        | 2                         | 14                                      | 4   | 5                        | 9                         | -                                       |
| 05 Mei                    | 14  | 2                        | 2                         | 14                                      | -   | 8                        | 6                         | 2                                       |
| 06 Juni                   | 14  | 1                        | 3                         | 12                                      | 2   | 8                        | 8                         | 2                                       |
| 07 Juli                   | 12  | 3                        | 1                         | 14                                      | 2   | 11                       | 8                         | 5                                       |
| 08 Agustus                | 14  | 1                        | 3                         | 12                                      | 5   | 11                       | 10                        | 6                                       |
| 09 September              | 12  | 2                        | 5                         | 9                                       | 6   | 3                        | 7                         | 2                                       |
| 10 Oktober                | 9   | 5                        | 2                         | 12                                      | 2   | 5                        | 2                         | 5                                       |
| 11 Nopember               | 12  | 4                        | -                         | 16                                      | 5   | 8                        | 10                        | 3                                       |
| 12 Desember               | 16  | 3                        | 3                         | 16                                      | 3   | 9                        | 6                         | 6                                       |
| Jumlah/ <i>Total</i> 2017 |   | 30                       | 25                        |   |   | 92                       | 90                        |   |
|                           | 2016  | 39                       | 44                        |   |   | 74                       | 72                        |   |

Sumber : Pengadilan Negeri Batang  
 Source : *Government Court of Batang*

**Tabel 4.7.2 Jumlah Perkara Perdata Menurut Bulan dan Sikap Tergugat Terhadap Keputusan Pengadilan Negeri Batang, 2017**  
**Number of Civil Cases by Month and According to the Defendant's Attitude to the Government Court of Batang Decision, 2017**

| Bulan<br>Month | Banding/Appeal                                |                   |                              |   | Kasasi/Cassation                              |                   |   |   |
|----------------|---|-------------------|------------------------------|---|---|-------------------|---|---|
|                | Sisa<br>Awal<br>Rest of<br>Beginning<br>Month | Masuk<br>Received | Turun/<br>Dicabut<br>Get off | Sisa<br>Akhir<br>Rest of<br>Last<br>Month | Sisa<br>Awal<br>Rest of<br>Beginning<br>Month | Masuk<br>Received | Turun/<br>Disele-<br>saikan<br>Finished | Sisa<br>Akhir<br>Rest of<br>Last<br>Month |
| (1)            | (2)   | (3)               | (4)                          | (5)                                       | (6)   | (7)               | (8)                                     | (9)                                       |
| 01 Januari     | 1   | 1                 | -                            | 2   | 9   | 1                 | -                                       | 10  |
| 02 Februari    | 2   | -                 | -                            | 2   | 10  | -                 | -                                       | 10  |
| 03 Maret       | 2   | 1                 | -                            | 3   | 10  | -                 | 1                                       | 9   |
| 04 April       | 3   | 1                 | -                            | 4   | 9   | -                 | -                                       | 9   |
| 05 Mei         | 4   | -                 | 2                            | 2   | 9   | -                 | -                                       | 9   |
| 06 Juni        | 2   | 1                 | -                            | 3   | 9   | -                 | 1                                       | 8   |
| 07 Juli        | 3   | 1                 | 1                            | 3   | 8   | 2                 | 3                                       | 7   |
| 08 Agustus     | 3   | 2                 | -                            | 5   | 7   | -                 | -                                       | 7   |
| 09 September   | 5   | -                 | 1                            | 4   | 7   | -                 | -                                       | 7   |
| 10 Oktober     | 4   | 1                 | -                            | 5   | 7   | -                 | -                                       | 7   |
| 11 Nopember    | 5   | -                 | 1                            | 4   | 7   | 1                 | 1                                       | 7   |
| 12 Desember    | 4   | -                 | 1                            | 3   | 7   | 1                 | 1                                       | 7   |
| Jumlah/Total   | 2017  | 8                 | 6                            |   |   | 5                 | 7                                       |   |
|                | 2016  | 8                 | 17                           |   |   | 9                 | 4                                       |   |



**Tabel** 4.7.2 **Lanjutan**  
**Table** **Continued**

| Bulan<br>Month | Peninjauan Kembali/Judicial review            |                   |                  |   | Eksekusi/Execution                            |                   |                           |   |
|----------------|---|-------------------|------------------|---|---|-------------------|---------------------------|---|
|                | Sisa<br>Awal<br>Rest of<br>Beginning<br>Month | Masuk<br>Received | Turun<br>Get off | Sisa<br>Akhir<br>Rest of<br>Last<br>Month | Sisa<br>Awal<br>Rest of<br>Beginning<br>Month | Masuk<br>Received | Dilaksa-<br>nakan<br>Held | Sisa<br>Akhir<br>Rest of<br>Last<br>Month |
| (1)            | (10)  | (11)              | (12)             | (13)                                      | (14)  | (15)              | (16)                      | (17)                                      |
| 01 Januari     | -   | -                 | -                | -   | 3   | 1                 | 1                         | 3   |
| 02 Februari    | -   | -                 | -                | -   | 3   | -                 | -                         | 3   |
| 03 Maret       | -   | -                 | -                | -   | 3   | -                 | -                         | 3   |
| 04 April       | -   | -                 | -                | -   | 3   | 18                | -                         | 21  |
| 05 Mei         | -   | -                 | -                | -   | 21  | -                 | 18                        | 3   |
| 06 Juni        | -   | -                 | -                | -   | 3   | -                 | -                         | 3   |
| 07 Juli        | -   | -                 | -                | -   | 3   | -                 | -                         | 3   |
| 08 Agustus     | -   | -                 | -                | -   | 3   | 2                 | 3                         | 2   |
| 09 September   | -   | -                 | -                | -   | 2   | 1                 | 1                         | 2   |
| 10 Oktober     | -   | -                 | -                | -   | 2   | 73                | 72                        | 3   |
| 11 Nopember    | -   | -                 | -                | -   | 3   | -                 | -                         | 3   |
| 12 Desember    | -   | -                 | -                | -   | 3   | 2                 | -                         | 5   |
| Jumlah/Total   | 2017  | -                 | -                | -   | -   | 97                | 95                        | -   |
|                | 2016  | -                 | 1                | -   | -   | 4                 | 1                         | -   |

Sumber : Pengadilan Negeri Batang  
Source : Government Court of Batang

**Tabel 4.7.3 Jumlah Perkara Pidana Menurut Bulan yang Ditangani Pengadilan Negeri Batang, 2017**  
**Number of Criminal Cases by Months Handled by Government Court of Batang, 2017**

| Bulan<br>Month | Biasa/Ordinary Case                           |                   |                    |   | Khusus/Special Case                           |                   |                    |   |
|----------------|---|-------------------|--------------------|---|---|-------------------|--------------------|---|
|                | Sisa<br>Awal<br>Rest of<br>Beginning<br>Month | Masuk<br>Received | Diputus<br>Decided | Sisa<br>Akhir<br>Rest of<br>Last<br>Month | Sisa<br>Awal<br>Rest of<br>Beginning<br>Month | Masuk<br>Received | Diputus<br>Decided | Sisa<br>Akhir<br>Rest of<br>Last<br>Month |
| (1)            | (2)   | (3)               | (4)                | (5)                                       | (6)   | (7)               | (8)                | (9)                                       |
| 01 Januari     | 21  | 7                 | 11                 | 17  | 19  | 13                | 17                 | 15  |
| 02 Februari    | 17  | 8                 | 14                 | 11  | 15  | 2                 | 3                  | 14  |
| 03 Maret       | 11  | 21                | 5                  | 27  | 14  | 12                | 8                  | 18  |
| 04 April       | 27  | 4                 | 6                  | 25  | 18  | 13                | 6                  | 25  |
| 05 Mei         | 25  | 22                | 21                 | 26  | 25  | 12                | 9                  | 28  |
| 06 Juni        | 26  | 17                | 10                 | 33  | 28  | 14                | 16                 | 26  |
| 07 Juli        | 33  | 8                 | 12                 | 29  | 26  | 5                 | 10                 | 21  |
| 08 Agustus     | 29  | 16                | 21                 | 24  | 21  | 15                | 12                 | 24  |
| 09 September   | 24  | 9                 | 7                  | 26  | 24  | 5                 | 6                  | 23  |
| 10 Oktober     | 26  | 8                 | 17                 | 17  | 23  | 3                 | 17                 | 9   |
| 11 Nopember    | 17  | 17                | 9                  | 25  | 9   | 3                 | 3                  | 9   |
| 12 Desember    | 25  | 12                | 11                 | 26  | 9   | 9                 | 4                  | 14  |
| Jumlah/Total   | 2017  | 149               | 144                |   |   | 106               | 111                |   |
|                | 2016  | 196               | 204                |   |   | 93                | 91                 |   |

**Tabel 4.7.3 Lanjutan**  
**Table Continued**

| Bulan<br>Month | Khusus Anak/Spesial Child Cases               |                   |                    |   | Singkat/Short Cases                           |                   |                    |   |
|----------------|---|-------------------|--------------------|---|---|-------------------|--------------------|---|
|                | Sisa<br>Awal<br>Rest of<br>Beginning<br>Month | Masuk<br>Received | Diputus<br>Decided | Sisa<br>Akhir<br>Rest of<br>Last<br>Month | Sisa<br>Awal<br>Rest of<br>Beginning<br>Month | Masuk<br>Received | Diputus<br>Decided | Sisa<br>Akhir<br>Rest of<br>Last<br>Month |
| (1)            | (10)  | (11)              | (12)               | (13)                                      | (14)  | (15)              | (16)               | (17)                                      |
| 01 Januari     | -   | -                 | -                  | -   | -   | -                 | -                  | -   |
| 02 Februari    | -   | 1                 | -                  | 1   | -   | -                 | -                  | -   |
| 03 Maret       | 1   | 1                 | 2                  | -   | -   | -                 | -                  | -   |
| 04 April       | -   | 3                 | 1                  | 2   | -   | -                 | -                  | -   |
| 05 Mei         | 2   | -                 | 2                  | -   | -   | -                 | -                  | -   |
| 06 Juni        | -   | -                 | -                  | -   | -   | -                 | -                  | -   |
| 07 Juli        | -   | 2                 | 1                  | 1   | -   | -                 | -                  | -   |
| 08 Agustus     | 1   | -                 | 1                  | -   | -   | -                 | -                  | -   |
| 09 September   | -   | 1                 | -                  | 1   | -   | -                 | -                  | -   |
| 10 Oktober     | 1   | -                 | 1                  | -   | -   | -                 | -                  | -   |
| 11 Nopember    | -   | -                 | -                  | -   | -   | -                 | -                  | -   |
| 12 Desember    | -   | -                 | -                  | -   | -   | -                 | -                  | -   |
| Jumlah/Total   | 2017  | 8                 | 8                  |   |   | -                 | -                  |   |
|                | 2016  | 7                 | 9                  |   |   | -                 | -                  |   |

**Tabel 4.7.3 Lanjutan**  
**Table Continued**

| Bulan<br>Month |           | Cepat/Fast          |                    |                   |                    |
|----------------|-----------|---------------------|--------------------|-------------------|--------------------|
|                |           | Lalu Lintas/Traffic |                    | Tipiring/Light    |                    |
|                |           | Masuk<br>Received   | Diputus<br>Decided | Masuk<br>Received | Diputus<br>Decided |
| (1)            | (18)      | (19)                | (20)               | (21)              |                    |
| 01             | Januari   | 1 036               | 1 036              | -                 | -                  |
| 02             | Februari  | 1 018               | 1 018              | 9                 | 9                  |
| 03             | Maret     | 784                 | 784                | 1                 | 1                  |
| 04             | April     | 1 628               | 1 628              | 2                 | 2                  |
| 05             | Mei       | 1 516               | 1 516              | 24                | 24                 |
| 06             | Juni      | 3 720               | 3 720              | 1                 | 1                  |
| 07             | Juli      | 1 148               | 1 148              | 7                 | 7                  |
| 08             | Agustus   | 3 816               | 3 816              | -                 | -                  |
| 09             | September | 3 667               | 3 667              | -                 | -                  |
| 10             | Oktober   | 3 097               | 3 097              | -                 | -                  |
| 11             | Nopember  | 2 676               | 2 676              | 25                | 25                 |
| 12             | Desember  | 3 595               | 3 595              | 1                 | 1                  |
| Jumlah/Total   |           | 27 701              | 27 701             | 70                | 70                 |
| 2016           |           | 18 767              | 18 767             | 120               | 120                |

Sumber : Pengadilan Negeri Batang  
Source : Government Court of Batang

**Tabel 4.7.4** Jumlah Perkara Pidana Menurut Bulan dan Sikap Terdakwa Terhadap Keputusan Pengadilan Negeri Batang, 2017  
*Number of Criminal Cases by Month and According to The Defendant's Attitude to the Government Court of Batang Decision, 2017*

| Bulan<br>Month | Banding/Appeal                                |                   |                               |   | Kasasi/Cassation                              |                   |   |   |
|----------------|---|-------------------|-------------------------------|---|---|-------------------|---|---|
|                | Sisa<br>Awal<br>Rest of<br>Beginning<br>Month | Masuk<br>Received | Turun/<br>Diicabut<br>Get off | Sisa<br>Akhir<br>Rest of<br>Last<br>Month | Sisa<br>Awal<br>Rest of<br>Beginning<br>Month | Masuk<br>Received | Turun/<br>Disele-<br>saikan<br>Finished | Sisa<br>Akhir<br>Rest of<br>Last<br>Month |
| (1)            | (2)   | (3)               | (4)                           | (5)                                       | (6)   | (7)               | (8)                                     | (9)                                       |
| 01 Januari     | -   | -                 | -                             | -   | 3   | -                 | -                                       | 3   |
| 02 Februari    | -   | -                 | -                             | -   | 3   | -                 | 1                                       | 2   |
| 03 Maret       | -   | -                 | -                             | -   | 2   | -                 | -                                       | 2   |
| 04 April       | -   | 1                 | -                             | 1   | 2   | -                 | 1                                       | 1   |
| 05 Mei         | 1   | -                 | -                             | 1   | 1   | -                 | -                                       | 1   |
| 06 Juni        | 1   | 1                 | 1                             | 1   | 1   | -                 | -                                       | 1   |
| 07 Juli        | 1   | 1                 | -                             | 2   | 1   | -                 | -                                       | 1   |
| 08 Agustus     | 2   | -                 | 2                             | -   | 1   | -                 | -                                       | 1   |
| 09 September   | -   | -                 | -                             | -   | 1   | -                 | 1                                       | -   |
| 10 Oktober     | -   | 1                 | -                             | 1   | -   | -                 | -                                       | -   |
| 11 Nopember    | 1   | -                 | -                             | 1   | -   | -                 | -                                       | -   |
| 12 Desember    | 1   | -                 | -                             | 1   | -   | -                 | -                                       | -   |
| Jumlah/Total   | 2017  | 4                 | 3                             |   |   | -                 | 3                                       |   |
|                | 2016  | 4                 | 6                             |   |   | 1                 | 10                                      |   |

**Tabel** 4.7.4 **Lanjutan**  
**Table** **Continued**

| Bulan<br>Month | Peninjauan Kembali/Judicial review            |                   |                           |   | Grasi/Clemency                                |                   |                  |   |
|----------------|---|-------------------|---------------------------|---|---|-------------------|------------------|---|
|                | Sisa<br>Awal<br>Rest of<br>Beginning<br>Month | Masuk<br>Received | Dilaksa-<br>nakan<br>Held | Sisa<br>Akhir<br>Rest of<br>Last<br>Month | Sisa<br>Awal<br>Rest of<br>Beginning<br>Month | Masuk<br>Received | Turun<br>Get off | Sisa<br>Akhir<br>Rest of<br>Last<br>Month |
| (1)            | (10)  | (11)              | (12)                      | (13)                                      | (14)  | (15)              | (16)             | (17)                                      |
| 01 Januari     | -   | -                 | -                         | -   | 8   | -                 | 1                | 7   |
| 02 Februari    | -   | -                 | -                         | -   | 7   | -                 | -                | 7   |
| 03 Maret       | -   | -                 | -                         | -   | 7   | -                 | -                | 7   |
| 04 April       | -   | -                 | -                         | -   | 7   | -                 | -                | 7   |
| 05 Mei         | -   | -                 | -                         | -   | 7   | -                 | -                | 7   |
| 06 Juni        | -   | -                 | -                         | -   | 7   | -                 | -                | 7   |
| 07 Juli        | -   | -                 | -                         | -   | 7   | -                 | -                | 7   |
| 08 Agustus     | -   | -                 | -                         | -   | 7   | -                 | -                | 7   |
| 09 September   | -   | -                 | -                         | -   | 7   | -                 | -                | 7   |
| 10 Oktober     | -   | -                 | -                         | -   | 7   | -                 | -                | 7   |
| 11 Nopember    | -   | -                 | -                         | -   | 7   | -                 | -                | 7   |
| 12 Desember    | -   | -                 | -                         | -   | 7   | -                 | -                | 7   |
| Jumlah/Total   | 2017  | -                 | -                         | -   | -   | -                 | 1                | -   |
|                | 2016  | -                 | 3                         | -   | -   | -                 | -                | -   |

Sumber : Pengadilan Negeri Batang  
Source : Government Court of Batang

**Tabel 4.7.5 Jumlah Denda yang Diputuskan Oleh Pengadilan Negeri Batang Menurut Bulan, 2017**  
**Number of Fines Decided by Government Court of Batang by Month, 2017**

|                      | Bulan<br><i>Month</i> | Denda Lalu Lintas<br><i>Traffic Fine</i> | Denda Tipiring<br><i>Tipiring Fine</i> | Jumlah<br><i>Total</i> |
|----------------------|-----------------------|--|--|------------------------|
|                      | (1)                   | (2)                                      | (3)                                    | (5)                    |
| 01                   | Januari               | 35 914 000                               | -                                      | 35 914 000             |
| 02                   | Februari              | 25 737 000                               | -                                      | 25 737 000             |
| 03                   | Maret                 | 27 187 000                               | -                                      | 27 187 000             |
| 04                   | April                 | 80 025 000                               | 500 000                                | 80 525 000             |
| 05                   | Mei                   | 74 266 000                               | 1 498 000                              | 75 764 000             |
| 06                   | Juni                  | 140 348 000                              | 300 000                                | 140 648 000            |
| 07                   | Juli                  | 51 458 000                               | -                                      | 51 458 000             |
| 08                   | Agustus               | 95 007 000                               | -                                      | 95 007 000             |
| 09                   | September             | 148 214 000                              | -                                      | 148 214 000            |
| 10                   | Oktober               | 151 753 000                              | -                                      | 151 753 000            |
| 11                   | Nopember              | 83 214 000                               | 2 000 000                              | 85 214 000             |
| 12                   | Desember              | 140 319 000                              | 500 000                                | 140 819 000            |
| Jumlah/ <i>Total</i> | 2017                  | 1 053 442 000                            | 4 798 000                              | 1 058 240 000          |
|                      | 2016                  | 723 030 000                              | 37 050 000                             | 760 080 000            |

Sumber : Pengadilan Negeri Batang  
 Source : Government Court of Batang

**Tabel 4.7.6** Banyaknya Kecelakaan Lalu Lintas, Korban dan Nilai Kerugian Menurut Kecamatan di Kabupaten Batang, 2017  
**Table** *Number of Traffic Accident, Victim and It Losses by Subdistrict in Batang Regency, 2017*

| Kecamatan<br>Subdistrict | Jumlah<br>Kecelakaan<br>Number of<br>Accident | Korban<br>Mati<br>Death | Luka<br>Berat<br>Heavy<br>Wound | Luka<br>Ringan<br>Easy<br>Wound | Kerugian<br>Material<br>Losses<br>(000 Rupiah) |             |
|--------------------------|---|-------------------------|---------------------------------|---------------------------------|--|-------------|
| (1)                      | (2)   | (3)                     | (4)                             | (5)                             | (6)  |             |
| 01 Wonotunggal           | 10  | -                       | -                               | 13                              | 6 500 000                                      |             |
| 02 Bandar                | 23  | 5                       | -                               | 31                              | 16 600 000                                     |             |
| 03 Blado                 | 3   | 1                       | -                               | 3                               | 1 300 000                                      |             |
| 04 Reban                 | 8   | 2                       | -                               | 8                               | 5 000 000                                      |             |
| 05 Bawang                | 7   | 3                       | -                               | 5                               | 4 200 000                                      |             |
| 06 Tersono               | 1   | 1                       | -                               | -                               | 2 000 000                                      |             |
| 07 Gringsing             | 49  | 24                      | -                               | 58                              | 272 900 000                                    |             |
| 08 Limpung               | 21  | 10                      | -                               | 20                              | 14 600 000                                     |             |
| 09 Banyuputih            | 35  | 10                      | -                               | 33                              | 85 200 000                                     |             |
| 10 Subah                 | 38  | 10                      | -                               | 45                              | 114 100 000                                    |             |
| 11 Pecalungan            | 5   | 3                       | -                               | 5                               | 2 800 000                                      |             |
| 12 Tulis                 | 44  | 11                      | -                               | 45                              | 97 400 000                                     |             |
| 13 Kandeman              | 30  | 5                       | -                               | 44                              | 34 200 000                                     |             |
| 14 Batang                | 63  | 10                      | 1                               | 63                              | 41 600 000                                     |             |
| 15 Warungasem            | 12  | 3                       | -                               | 12                              | 20 600 000                                     |             |
| Jumlah/Total             | 2017  | 349                     | 98                              | 1                               | 385  | 719 000 000 |
|                          | 2016  | 433                     | 136                             | 3                               | 516  | 673 800 000 |
|                          | 2015  | 442                     | 133                             | 3                               | 497  | 817 700 000 |

Sumber: Kepolisian Resort Batang  
 Source: Police Resort of Batang



**Tabel 4.7.7 Banyaknya Kecelakaan Lalu Lintas, Korban dan Nilai Kerugian Menurut Bulan di Kabupaten Batang, 2017**  
**Number of Traffic Accident, Victim and It Losses by Month in Batang Regency, 2017**

| Kecamatan<br>Subdistrict | Jumlah<br>Kecelakaan<br>Number of<br>Accident | Korban<br>Mati<br>Death | Luka<br>Berat<br>Heavy<br>Wound | Luka<br>Ringan<br>Easy<br>Wound | Kerugian<br>Material<br>Losses<br>(000 Rupiah) |
|--------------------------|---|-------------------------|---------------------------------|---------------------------------|--|
| (1)                      | (2)   | (3)                     | (4)                             | (5)                             | (6)  |
| 01 Januari               | 36  | 4                       | -                               | 39                              | 60 900 000                                     |
| 02 Pebruari              | 27  | 5                       | -                               | 34                              | 47 800 000                                     |
| 03 Maret                 | 35  | 6                       | -                               | 36                              | 27 000 000                                     |
| 04 April                 | 25  | 8                       | -                               | 23                              | 29 500 000                                     |
| 05 Mei                   | 26  | 8                       | -                               | 27                              | 39 800 000                                     |
| 06 Juni                  | 31  | 4                       | -                               | 49                              | 73 800 000                                     |
| 07 Juli                  | 38  | 15                      | -                               | 48                              | 197 000 000                                    |
| 08 Agustus               | 36  | 15                      | 1                               | 33                              | 59 600 000                                     |
| 09 September             | 35  | 14                      | -                               | 36                              | 69 500 000                                     |
| 10 Oktober               | 23  | 7                       | -                               | 26                              | 37 500 000                                     |
| 11 Nopember              | 16  | 5                       | -                               | 14                              | 27 200 000                                     |
| 12 Desember              | 21  | 7                       | -                               | 20                              | 49 400 000                                     |
| Jumlah/Total             | 349   | 98                      | 1                               | 385                             | 719 000 000                                    |

Sumber: Kepolisian Resort Batang  
 Source: Police Resort of Batang

**Tabel 4.7.8** Banyaknya Pemohon Surat Ijin Mengemudi (SIM) di Polres Batang Menurut Bulan, 2017  
**Table** *Number of Applicant Driver's License (SIM) in Batang Resort Police by Month, 2017*

| Kecamatan<br>Subdistrict | Perseorangan/Individual |     |     |        |     |
|--------------------------|-------------------------|-----|-----|--------|-----|
|                          | A                       | B1  | B2  | C      | D   |
| (1)                      | (2)                     | (3) | (4) | (5)    | (6) |
| 01 Januari               | 449                     | 46  | 77  | 1 679  | -   |
| 02 Pebruari              | 487                     | 63  | 4   | 1 493  | -   |
| 03 Maret                 | 647                     | 81  | 11  | 2 278  | -   |
| 04 April                 | 516                     | 73  | 5   | 1 884  | -   |
| 05 Mei                   | 580                     | 59  | 7   | 2 247  | -   |
| 06 Juni                  | 459                     | 46  | 5   | 1 607  | -   |
| 07 Juli                  | 704                     | 99  | 17  | 2 912  | -   |
| 08 Agustus               | 566                     | 74  | 4   | 2 347  | -   |
| 09 September             | 427                     | 56  | 5   | 1 336  | -   |
| 10 Oktober               | 464                     | 73  | 6   | 2 345  | -   |
| 11 Nopember              | 624                     | 75  | 8   | 2 488  | -   |
| 12 Desember              | 624                     | 85  | 8   | 2 237  | -   |
| Jumlah/Total             | 6 547                   | 830 | 157 | 24 853 | -   |

**Tabel** 4.7.8 **Lanjutan**  
**Table** **Continued**

|    | Kecamatan<br><i>Subdistrict</i> | Umum/ <i>General</i> |     |     | Jumlah<br><i>Total</i> |
|----|---------------------------------|----------------------|-----|-----|------------------------|
|    |                                 | A                    | B   | C   |                        |
|    | (1)                             | (2)                  | (3) | (4) | (5)                    |
| 01 | Januari                         | 2                    | 44  | 80  | 2 377                  |
| 02 | Pebruari                        | 4                    | 35  | 69  | 2 155                  |
| 03 | Maret                           | 2                    | 44  | 77  | 3 140                  |
| 04 | April                           | 1                    | 37  | 62  | 2 578                  |
| 05 | Mei                             | -                    | 55  | 85  | 3 033                  |
| 06 | Juni                            | 2                    | 27  | 48  | 2 194                  |
| 07 | Juli                            | -                    | 57  | 93  | 3 882                  |
| 08 | Agustus                         | 3                    | 44  | 49  | 3 087                  |
| 09 | September                       | 1                    | 37  | 53  | 1 915                  |
| 10 | Oktober                         | 3                    | 53  | 60  | 3 004                  |
| 11 | Nopember                        | 3                    | 49  | 83  | 3 330                  |
| 12 | Desember                        | 2                    | 47  | 65  | 3 068                  |
|    | Jumlah/Total                    | 23                   | 529 | 824 | 33 763                 |

Sumber: Kepolisian Resort Batang  
*Source: Police Resort of Batang*

**Tabel 4.7.9** Poskamling di Wilayah Hukum Polres Batang Menurut Type dan Kecamatan, 2017  
**Table** Number of "Poskamling" in Police Resort of Batang by Type and Subdistrict, 2017

|              | Kecamatan<br>Subdistrict | Tipe/Type |     |     | Jumlah<br>Total |
|--------------|--------------------------|-----------|-----|-----|-----------------|
|              |                          | A         | B   | C   |                 |
|              | (1)                      | (2)       | (3) | (4) | (5)             |
| 01           | Wonotunggal              | 8         | 35  | 32  | 75              |
| 02           | Bandar                   | 15        | 40  | 20  | 75              |
| 03           | Blado                    | 9         | 41  | 23  | 73              |
| 04           | Reban                    | 12        | 41  | 15  | 68              |
| 05           | Bawang                   | 20        | 32  | 51  | 103             |
| 06           | Tersono                  | 10        | 10  | 40  | 60              |
| 07           | Gringsing                | 21        | 25  | 25  | 71              |
| 08           | Limpung                  | 28        | 35  | 35  | 98              |
| 09           | Banyuputih               | 13        | 34  | 5   | 52              |
| 10           | Subah                    | 20        | 24  | 50  | 94              |
| 11           | Pecalungan               | 5         | 35  | 10  | 50              |
| 12           | Tulis                    | 20        | 40  | 70  | 130             |
| 13           | Kandeman                 | 9         | 33  | 7   | 49              |
| 14           | Batang                   | 20        | 65  | 30  | 115             |
| 15           | Warungasem               | 15        | 32  | 20  | 67              |
| Jumlah/Total |                          |           |     |     |                 |
|              | 2017                     | 225       | 522 | 433 | 1 180           |
|              | 2016                     | 123       | 531 | 176 | 830             |
|              | 2015                     | 64        | 625 | 153 | 842             |
|              | 2014                     | 64        | 625 | 153 | 842             |

Sumber: Kepolisian Resort Batang  
 Source: Police Resort of Batang

**Tabel 4.7.10 Banyaknya Gangguan Keamanan Ketertiban Masyarakat (Kamtibmas) Menurut Bulan di Kabupaten Batang, 2017**  
**Number of Public Order Security Disorders by Month in Batang Regency, 2017**

| Bulan<br>Month            | Januari         |                 | Pebruari        |                 | Maret           |                 |    |
|---------------------------|-----------------|-----------------|-----------------|-----------------|-----------------|-----------------|----|
|                           | Lapor<br>Report | Selesai<br>Done | Lapor<br>Report | Selesai<br>Done | Lapor<br>Report | Selesai<br>Done |    |
| (1)                       | (2)             | (3)             | (4)             | (5)             | (6)             | (7)             |    |
| 01 Currat                 | 6               | 4               | -               | 3               | 10              | 11              |    |
| 02 Curranmor              | -               | -               | -               | -               | -               | -               |    |
| 03 Curras                 | 1               | -               | -               | -               | -               | -               |    |
| 04 Penganiayaan           | 2               | 1               | -               | 2               | 2               | 2               |    |
| 05 Kebakaran/Pembakaran   | -               | -               | -               | -               | -               | -               |    |
| 06 Pembunuhan             | -               | -               | -               | -               | -               | -               |    |
| 07 Perkosaan/Cabul Anak   | 2               | 1               | 1               | 1               | 2               | 1               |    |
| 08 Pengeroyokan           | 2               | -               | 1               | -               | 1               | 1               |    |
| 09 Uang Palsu             | -               | -               | -               | -               | -               | -               |    |
| 10 Narkotika/Psikotropika | -               | -               | -               | -               | -               | -               |    |
| 11 Unjuk Rasa             | -               | -               | -               | -               | -               | -               |    |
| 12 Pencurian Biasa        | 2               | -               | -               | 1               | 1               | 1               |    |
| 13 Pemalsuan Surat        | -               | -               | -               | -               | -               | -               |    |
| 14 KDRT                   | -               | -               | -               | -               | -               | -               |    |
| 15 Penculikan             | -               | -               | -               | -               | -               | -               |    |
| 16 Pemerasan/Ancam        | -               | -               | -               | -               | -               | -               |    |
| 17 Pengrusakan            | -               | -               | -               | -               | -               | -               |    |
| 18 Penggelapan            | 2               | -               | 2               | 2               | 2               | 2               |    |
| 19 Perjudian              | 3               | 3               | 1               | 1               | 1               | 1               |    |
| 20 Penipuan               | 2               | 1               | 1               | 1               | 2               | 2               |    |
| 21 Lain-lain              | 2               | 3               | 1               | 1               | -               | -               |    |
| Jumlah/Total              | 2017            | 24              | 13              | 7               | 12              | 21              | 21 |
|                           | 2016            | 16              | 15              | 17              | 15              | 13              | 10 |

**Tabel 4.7.10 Lanjutan**  
**Table Continued**

| Bulan<br>Month            | April           |                 | Mei             |                 | Juni            |                 |    |
|---------------------------|-----------------|-----------------|-----------------|-----------------|-----------------|-----------------|----|
|                           | Lapor<br>Report | Selesai<br>Done | Lapor<br>Report | Selesai<br>Done | Lapor<br>Report | Selesai<br>Done |    |
| (1)                       | (2)             | (3)             | (4)             | (5)             | (6)             | (7)             |    |
| 01 Currat                 | 8               | 9               | 3               | 2               | 5               | 2               |    |
| 02 Curranmor              | -               | -               | -               | -               | -               | -               |    |
| 03 Curras                 | -               | -               | -               | -               | -               | -               |    |
| 04 Penganiayaan           | 1               | -               | 3               | 3               | -               | -               |    |
| 05 Kebakaran/Pembakaran   | -               | -               | -               | -               | -               | -               |    |
| 06 Pembunuhan             | -               | -               | -               | -               | -               | -               |    |
| 07 Perkosaan/Cabul Anak   | 2               | 2               | 1               | 1               | 1               | 2               |    |
| 08 Pengeroyokan           | -               | -               | 1               | 1               | -               | -               |    |
| 09 Uang Palsu             | -               | -               | -               | -               | -               | -               |    |
| 10 Narkotika/Psikotropika | -               | -               | -               | -               | -               | -               |    |
| 11 Unjuk Rasa             | -               | -               | -               | -               | -               | -               |    |
| 12 Pencurian Biasa        | -               | -               | 1               | 1               | 2               | 2               |    |
| 13 Pemalsuan Surat        | -               | -               | -               | -               | -               | -               |    |
| 14 KDRT                   | -               | -               | 1               | 1               | -               | -               |    |
| 15 Penculikan             | 1               | 1               | -               | -               | -               | -               |    |
| 16 Pemerasan/Ancam        | -               | -               | -               | -               | -               | -               |    |
| 17 Pengrusakan            | 1               | 1               | -               | -               | -               | -               |    |
| 18 Penggelapan            | -               | -               | -               | -               | 1               | 1               |    |
| 19 Perjudian              | -               | -               | 5               | 5               | 2               | 2               |    |
| 20 Penipuan               | -               | -               | 1               | 1               | 1               | 1               |    |
| 21 Lain-lain              | 4               | 4               | 1               | 1               | -               | -               |    |
| Jumlah/Total              | 2017            | 17              | 17              | 17              | 16              | 12              | 10 |
|                           | 2016            | 14              | 11              | 18              | 12              | 32              | 26 |

**Tabel** 4.7.10 **Lanjutan**  
**Table** **Continued**

| Bulan<br><i>Month</i>     | Juli                   |                        | Agustus                |                        | September              |                        |    |
|---------------------------|------------------------|------------------------|------------------------|------------------------|------------------------|------------------------|----|
|                           | Lapor<br><i>Report</i> | Selesai<br><i>Done</i> | Lapor<br><i>Report</i> | Selesai<br><i>Done</i> | Lapor<br><i>Report</i> | Selesai<br><i>Done</i> |    |
| (1)                       | (2)                    | (3)                    | (4)                    | (5)                    | (6)                    | (7)                    |    |
| 01 Currat                 | 1                      | 2                      | -                      | -                      | 3                      | 1                      |    |
| 02 Curranmor              | 3                      | -                      | 6                      | 2                      | -                      | 1                      |    |
| 03 Curras                 | -                      | -                      | 1                      | -                      | 2                      | 4                      |    |
| 04 Penganiayaan           | -                      | 1                      | -                      | 1                      | 2                      | 3                      |    |
| 05 Kebakaran/Pembakaran   | -                      | -                      | -                      | -                      | -                      | -                      |    |
| 06 Pembunuhan             | -                      | -                      | -                      | -                      | -                      | -                      |    |
| 07 Perkosaan/Cabul Anak   | -                      | -                      | 1                      | 1                      | 1                      | 1                      |    |
| 08 Pengeroyokan           | 2                      | 2                      | 1                      | 1                      | -                      | -                      |    |
| 09 Uang Palsu             | -                      | -                      | 1                      | 1                      | -                      | -                      |    |
| 10 Narkotika/Psikotropika | -                      | -                      | -                      | -                      | -                      | -                      |    |
| 11 Unjuk Rasa             | -                      | -                      | -                      | -                      | -                      | -                      |    |
| 12 Pencurian Biasa        | -                      | -                      | -                      | -                      | 2                      | 2                      |    |
| 13 Pemalsuan Surat        | -                      | -                      | -                      | -                      | -                      | -                      |    |
| 14 KDRT                   | -                      | -                      | -                      | -                      | -                      | -                      |    |
| 15 Penculikan             | -                      | -                      | -                      | -                      | -                      | -                      |    |
| 16 Pemerasan/Ancam        | -                      | -                      | -                      | -                      | -                      | -                      |    |
| 17 Pengrusakan            | -                      | -                      | -                      | -                      | -                      | -                      |    |
| 18 Penggelapan            | -                      | -                      | -                      | -                      | -                      | -                      |    |
| 19 Perjudian              | 2                      | 2                      | 2                      | 2                      | -                      | -                      |    |
| 20 Penipuan               | 2                      | 1                      | -                      | 1                      | 1                      | 1                      |    |
| 21 Lain-lain              | 2                      | 2                      | -                      | 1                      | 2                      | 2                      |    |
| <i>Jumlah/Total</i>       | 2017                   | 12                     | 10                     | 12                     | 10                     | 13                     | 15 |
|                           | 2016                   | 12                     | 10                     | 16                     | 13                     | 8                      | 6  |

**Tabel 4.7.10 Lanjutan**  
**Table Continued**

| Bulan<br>Month            | Oktober         |                 | Nopember        |                 | Desember        |                 | Jumlah/ <i>Total</i> |                 |     |
|---------------------------|-----------------|-----------------|-----------------|-----------------|-----------------|-----------------|----------------------|-----------------|-----|
|                           | Lapor<br>Report | Selesai<br>Done | Lapor<br>Report | Selesai<br>Done | Lapor<br>Report | Selesai<br>Done | Lapor<br>Report      | Selesai<br>Done |     |
| (1)                       | (2)             | (3)             | (4)             | (5)             | (6)             | (7)             | (8)                  | (9)             |     |
| 01 Currat                 | 2               | 2               | 7               | 4               | 7               | 5               | 52                   | 45              |     |
| 02 Curranmor              | 1               | -               | -               | -               | 1               | -               | 11                   | 3               |     |
| 03 Curras                 | -               | -               | 1               | 1               | 1               | 1               | 6                    | 6               |     |
| 04 Penganiayaan           | 1               | 2               | 1               | 1               | -               | -               | 12                   | 16              |     |
| 05 Kebakaran/Pembakaran   | -               | -               | -               | -               | -               | -               | -                    | -               |     |
| 06 Pembunuhan             | -               | -               | -               | -               | 3               | 3               | 3                    | 3               |     |
| 07 Perkosaan/Cabul Anak   | 2               | 2               | -               | -               | -               | -               | 13                   | 12              |     |
| 08 Pengeroyokan           | 1               | 1               | -               | 1               | 1               | -               | 10                   | 7               |     |
| 09 Uang Palsu             | -               | -               | -               | -               | -               | -               | 1                    | 1               |     |
| 10 Narkotika/Psikotropika | -               | -               | -               | -               | -               | -               | -                    | -               |     |
| 11 Unjuk Rasa             | -               | -               | -               | -               | -               | -               | -                    | -               |     |
| 12 Pencurian Biasa        | 1               | -               | 1               | 1               | 2               | -               | 12                   | 8               |     |
| 13 Pemalsuan Surat        | -               | -               | -               | -               | -               | -               | -                    | -               |     |
| 14 KDRT                   | -               | -               | -               | -               | -               | -               | 1                    | 1               |     |
| 15 Penculikan             | -               | -               | -               | -               | -               | -               | 1                    | 1               |     |
| 16 Pemerasan/Ancam        | -               | -               | -               | -               | -               | -               | -                    | -               |     |
| 17 Pengrusakan            | -               | -               | -               | -               | -               | -               | 1                    | 1               |     |
| 18 Penggelapan            | 1               | 1               | -               | -               | -               | -               | 8                    | 6               |     |
| 19 Perjudian              | -               | -               | 1               | 1               | 1               | 1               | 18                   | 18              |     |
| 20 Penipuan               | 3               | 2               | 1               | 1               | 1               | 1               | 15                   | 13              |     |
| 21 Lain-lain              | 1               | 2               | -               | -               | -               | -               | 13                   | 16              |     |
| Jumlah/ <i>Total</i>      | 2017            | 13              | 12              | 12              | 10              | 17              | 11                   | 177             | 157 |
|                           | 2016            | 12              | 14              | 15              | 12              | 11              | 8                    | 184             | 152 |

Sumber: Kepolisian Resort Batang  
Source: Police Resort of Batang



#### 4.8 NARKOBA/DRUGS

**Tabel 4.8.1** Jumlah Penyalahguna Narkoba yang Memperoleh Layanan Rehabilitasi dari Badan Narkotika Nasional (BNN) Kabupaten Batang Menurut Jenis Kelamin dan Wilayah, 2017  
*Number of Drug Abuse Obtaining Rehabilitation Services from National Narcotics Agency of Batang Regency by Sex and Area, 2017*

|    | Wilayah<br><i>Area</i> | Jenis Kelamin/Sex        |                            | Jumlah<br><i>Total</i> |    |
|----|------------------------|--------------------------|----------------------------|------------------------|----|
|    |                        | Laki-laki<br><i>Male</i> | Perempuan<br><i>Female</i> |                        |    |
|    | (1)                    | (2)                      | (3)                        | (4)                    |    |
| 01 | Wonotunggal            | -                        | -                          | -                      |    |
| 02 | Bandar                 | -                        | -                          | -                      |    |
| 03 | Blado                  | -                        | -                          | -                      |    |
| 04 | Reban                  | -                        | -                          | -                      |    |
| 05 | Bawang                 | -                        | -                          | -                      |    |
| 06 | Tersono                | -                        | -                          | -                      |    |
| 07 | Gringsing              | -                        | -                          | -                      |    |
| 08 | Limpung                | -                        | -                          | -                      |    |
| 09 | Banyuputih             | -                        | -                          | -                      |    |
| 10 | Subah                  | 2                        | 10                         | 12                     |    |
| 11 | Pecalungan             | 5                        | 2                          | 7                      |    |
| 12 | Tulis                  | -                        | -                          | -                      |    |
| 13 | Kandeman               | -                        | -                          | -                      |    |
| 14 | Batang                 | 2                        | 3                          | 5                      |    |
| 15 | Warungasem             | 1                        | -                          | 1                      |    |
| 16 | Lain-lain              | 19                       | 1                          | 20                     |    |
|    | Jumlah/ <i>Total</i>   |                          |                            |                        |    |
|    |                        | 2017                     | 29                         | 16                     | 45 |
|    |                        | 2016                     | 27                         | 6                      | 33 |
|    |                        | 2015                     | 36                         | 7                      | 43 |

Sumber: Badan Narkotika Nasional Kabupaten Batang  
*Source: National Narcotics Agency of Batang Regency*

**Tabel 4.8.2** Jumlah Penyalahguna Narkoba yang Memperoleh Layanan Rehabilitasi dari Badan Narkotika Nasional (BNN) Kabupaten Batang Menurut Jenis Kelamin dan Jenis Narkoba, 2017  
**Number of Drug Abuse Obtaining Rehabilitation Services from National Narcotics Agency of Batang Regency by Sex and Kind of Drugs, 2017**

| Jenis Narkoba<br><i>Kind of Drugs</i> | Pelajar<br><i>Student</i> |     | Pekerja<br><i>Worker</i> |     | Rumah<br>Tangga<br><i>Household</i> |     | Jumlah<br><i>Total</i> |     |    |
|---------------------------------------|---------------------------|-----|--------------------------|-----|-------------------------------------|-----|------------------------|-----|----|
|                                       | L                         | P   | L                        | P   | L                                   | P   | L                      | P   |    |
| (1)                                   | (2)                       | (3) | (4)                      | (5) | (6)                                 | (7) | (8)                    | (9) |    |
| 01 Methamphetamine                    | -                         | -   | 11                       | 2   | -                                   | -   | 11                     | 2   |    |
| 02 Tetrahydrocannabinol               | -                         | -   | 1                        | -   | -                                   | -   | 1                      | -   |    |
| 03 Amphetamine                        | -                         | -   | -                        | -   | -                                   | -   | -                      | -   |    |
| 04 Benzodiazepines                    | 1                         | 5   | 1                        | -   | -                                   | -   | 2                      | 5   |    |
| 05 Cocaine                            | -                         | -   | -                        | -   | -                                   | -   | -                      | -   |    |
| 06 Morphine                           | -                         | -   | -                        | -   | -                                   | -   | -                      | -   |    |
| 07 Dextromethorphan                   | 2                         | 5   | 7                        | -   | -                                   | 1   | 9                      | 6   |    |
| 08 Excimer                            | 6                         | 2   | -                        | -   | -                                   | -   | 6                      | 2   |    |
| 09 Alprazolam                         | -                         | -   | 1                        | -   | -                                   | -   | 1                      | -   |    |
| Jumlah/ <i>Total</i>                  | 2017                      | 9   | 12                       | 21  | 2                                   | -   | 1                      | 30  | 15 |
|                                       | 2016                      | 13  | 3                        | 14  | 1                                   | -   | 2                      | 27  | 6  |
|                                       | 2015                      | 16  | 3                        | 20  | 4                                   | -   | -                      | 36  | 7  |

Sumber: Badan Narkotika Nasional Kabupaten Batang  
 Source: National Narcotics Agency of Batang Regency

#### 4.9 Agama/ Religion

**Tabel 4.9.1 Banyaknya Tempat Ibadah Menurut Kecamatan di Kabupaten Batang, 2017**  
**Number of Worship Facilities by Subdistrict in Batang Regency, 2017**

|    | Kecamatan<br><i>Subdistrict</i> | Masjid<br>Mosque | Mushola<br><i>Worship</i> | Gereja<br><i>Curch</i> | Kuil<br><i>Vihara</i> | Pura<br><i>Pura</i> |   |
|----|---------------------------------|------------------|---------------------------|------------------------|-----------------------|---------------------|---|
|    | (1)                             | (2)              | (3)                       | (4)                    | (5)                   | (6)                 |   |
| 01 | Wonotunggal                     | 50               | 165                       | -                      | -                     | -                   |   |
| 02 | Bandar                          | 82               | 392                       | 3                      | -                     | -                   |   |
| 03 | Blado                           | 66               | 168                       | -                      | -                     | -                   |   |
| 04 | Reban                           | 69               | 154                       | -                      | -                     | -                   |   |
| 05 | Bawang                          | 89               | 265                       | 2                      | -                     | -                   |   |
| 06 | Tersono                         | 65               | 201                       | -                      | -                     | -                   |   |
| 07 | Gringsing                       | 55               | 230                       | 2                      | -                     | -                   |   |
| 08 | Limpung                         | 68               | 192                       | 4                      | -                     | -                   |   |
| 09 | Banyuputih                      | 42               | 144                       | 1                      | -                     | -                   |   |
| 10 | Subah                           | 48               | 205                       | 7                      | -                     | -                   |   |
| 11 | Pecalungan                      | 40               | 177                       | -                      | -                     | -                   |   |
| 12 | Tulis                           | 29               | 129                       | 1                      | -                     | -                   |   |
| 13 | Kandeman                        | 28               | 131                       | -                      | -                     | -                   |   |
| 14 | Batang                          | 69               | 326                       | 4                      | -                     | -                   |   |
| 15 | Warungasem                      | 25               | 176                       | -                      | -                     | -                   |   |
|    | Jumlah/ <i>Total</i>            | 2017             | 825                       | 3 055                  | 24                    | -                   | - |
|    |                                 | 2016             | 777                       | 2 906                  | 24                    | -                   | - |

Sumber : Kementerian Agama Kabupaten Batang

Source : Ministry of Religions of Batang Regency

**Tabel 4.9.2 Banyaknya Nikah Menurut Kecamatan di Kabupaten Batang, 2017**  
**Table** *Number of Marriage by Subdistrict in Batang Regency, 2017*

|    | Kecamatan<br>Subdistrict | Nikah<br>Marriage |
|----|--------------------------|-------------------|
|    | (1)                      | (2)               |
| 01 | Wonotunggal              | 380               |
| 02 | Bandar                   | 707               |
| 03 | Blado                    | 439               |
| 04 | Reban                    | 395               |
| 05 | Bawang                   | 505               |
| 06 | Tersono                  | 351               |
| 07 | Gringsing                | 591               |
| 08 | Limpung                  | 402               |
| 09 | Banyuputih               | 355               |
| 10 | Subah                    | 457               |
| 11 | Pecalungan               | 329               |
| 12 | Tulis                    | 333               |
| 13 | Kandeman                 | 534               |
| 14 | Batang                   | 1 155             |
| 15 | Warungasem               | 521               |
|    | Jumlah/Total             | 2017              |
|    |                          | 2016              |
|    |                          | 2015              |
|    |                          | 2014              |
|    |                          | 7 454             |
|    |                          | 6 969             |
|    |                          | 7 772             |
|    |                          | 8 145             |

Sumber : Kementerian Agama Kabupaten Batang  
 Source : Ministry of Religions of Batang Regency

**Tabel 4.9.3 Banyaknya Nikah Menurut Bulan di Kabupaten Batang, 2017**  
**Table Number of Marriage by Month in Batang Regency, 2017**

|    | Bulan<br>Month | Nikah<br>Marriage |
|----|----------------|-------------------|
|    | (1)            | (2)               |
| 01 | Januari        | 987               |
| 02 | Pebruari       | 369               |
| 03 | Maret          | 635               |
| 04 | April          | 609               |
| 05 | Mei            | 636               |
| 06 | Juni           | 155               |
| 07 | Juli           | 938               |
| 08 | Agustus        | 492               |
| 09 | September      | 1 116             |
| 10 | Oktober        | 235               |
| 11 | Nopember       | 434               |
| 12 | Desember       | 848               |
|    | Jumlah/Total   | 2017              |
|    |                | 2016              |
|    |                | 2015              |
|    |                | 2014              |
|    |                | 7 454             |
|    |                | 6 969             |
|    |                | 7 772             |
|    |                | 8 145             |

Sumber : Kementerian Agama Kabupaten Batang  
 Source : Ministry of Religions of Batang Regency

**Tabel 4.9.4** Banyaknya Jemaah Haji Menurut Jenis Kelamin dan Kecamatan di Kabupaten Batang, 2017  
*Number of Hajj Pilgrims by Sex and Subdistrict in Batang Regency, 2017*

|    | Kecamatan<br><i>Subdistrict</i> | Laki-laki<br><i>Male</i> | Perempuan<br><i>Female</i> | Jumlah<br><i>Total</i> |
|----|---------------------------------|--------------------------|----------------------------|------------------------|
|    | (1)                             | (2)                      | (3)                        | (4)                    |
| 01 | Wonotunggal                     | 6                        | 6                          | 12                     |
| 02 | Bandar                          | 16                       | 18                         | 34                     |
| 03 | Blado                           | 5                        | 6                          | 11                     |
| 04 | Reban                           | 15                       | 15                         | 30                     |
| 05 | Bawang                          | 19                       | 16                         | 35                     |
| 06 | Tersono                         | 22                       | 20                         | 42                     |
| 07 | Gringsing                       | 35                       | 45                         | 80                     |
| 08 | Limpung                         | 23                       | 26                         | 49                     |
| 09 | Banyuputih                      | 25                       | 22                         | 47                     |
| 10 | Subah                           | 23                       | 29                         | 52                     |
| 11 | Pecalungan                      | 7                        | 15                         | 22                     |
| 12 | Tulis                           | 4                        | 10                         | 14                     |
| 13 | Kandeman                        | 5                        | 5                          | 10                     |
| 14 | Batang                          | 78                       | 90                         | 168                    |
| 15 | Warungasem                      | 17                       | 26                         | 43                     |
|    | Jumlah/ <i>Total</i>            |                          |                            |                        |
|    | 2017                            | 300                      | 349                        | 649                    |
|    | 2016                            | 337                      | 359                        | 696                    |
|    | 2015                            | 352                      | 375                        | 727                    |
|    | 2014                            | 696                      | 739                        | 1 435                  |

Sumber : Kementerian Agama Kabupaten Batang  
 Source : Ministry of Religions of Batang Regency

**Tabel 4.9.5** Banyaknya Jemaah Haji Menurut Pekerjaan dan Kecamatan di Kabupaten Batang, 2017  
**Number of Hajj Pilgrims by Works and Subdistrict in Batang Regency, 2017**

|              | Kecamatan<br>Subdistrict | Pekerjaan/Works      |           |                    |                  |
|--------------|--------------------------|----------------------|-----------|--------------------|------------------|
|              |                          | PNS<br>Civil Servant | TNI/POLRI | Pedagang<br>Trader | Petani<br>Farmer |
|              | (1)                      | (2)                  | (3)       | (4)                | (5)              |
| 01           | Wonotunggal              | 1                    | -         | -                  | 7                |
| 02           | Bandar                   | 5                    | -         | 9                  | 7                |
| 03           | Blado                    | 2                    | -         | 1                  | 5                |
| 04           | Reban                    | 9                    | 1         | 2                  | 5                |
| 05           | Bawang                   | 8                    | -         | 3                  | 15               |
| 06           | Tersono                  | 8                    | -         | 1                  | 16               |
| 07           | Gringsing                | 12                   | 1         | 8                  | 31               |
| 08           | Limpung                  | 8                    | -         | 14                 | 7                |
| 09           | Banyuputih               | 7                    | -         | 8                  | 12               |
| 10           | Subah                    | 8                    | -         | 15                 | 11               |
| 11           | Pecalungan               | -                    | -         | 4                  | 8                |
| 12           | Tulis                    | 4                    | -         | 4                  | -                |
| 13           | Kandeman                 | 2                    | -         | 3                  | 1                |
| 14           | Batang                   | 53                   | 3         | 21                 | 7                |
| 15           | Warungasem               | 3                    | -         | 11                 | 7                |
| Jumlah/Total |                          |                      |           |                    |                  |
|              | 2017                     | 130                  | 5         | 104                | 139              |
|              | 2016                     | 168                  | 3         | 138                | 131              |
|              | 2015                     | 147                  | 2         | 159                | 155              |
|              | 2014                     | 107                  | 4         | 104                | 91               |

**Tabel 4.9.5 Lanjutan**  
**Table Continued**

|    | Kecamatan<br>Subdistrict | Pekerjaan/Works   |                              |                  | Jumlah<br>Total |
|----|--------------------------|-------------------|------------------------------|------------------|-----------------|
|    |                          | Swasta<br>Private | Industri RT<br>Home Industry | Lainnya<br>Other |                 |
|    | (1)                      | (6)               | (7)                          | (8)              | (9)             |
| 01 | Wonotunggal              | 2                 | 1                            | 1                | 12              |
| 02 | Bandar                   | 9                 | 3                            | 1                | 34              |
| 03 | Blado                    | 2                 | 1                            | -                | 11              |
| 04 | Reban                    | 4                 | 7                            | 2                | 30              |
| 05 | Bawang                   | 6                 | -                            | 3                | 35              |
| 06 | Tersono                  | 13                | 3                            | 1                | 42              |
| 07 | Gringsing                | 14                | 14                           |                  | 80              |
| 08 | Limpung                  | 13                | 6                            | 1                | 49              |
| 09 | Banyuputih               | 11                | 7                            | 2                | 47              |
| 10 | Subah                    | 10                | 6                            | 2                | 52              |
| 11 | Pecalungan               | 6                 | 4                            | -                | 22              |
| 12 | Tulis                    | 3                 | 2                            | 1                | 14              |
| 13 | Kandeman                 | 4                 | -                            | -                | 10              |
| 14 | Batang                   | 57                | 21                           | 6                | 168             |
| 15 | Warungasem               | 17                | 4                            | 1                | 43              |
|    | Jumlah/Total             |                   |                              |                  |                 |
|    | 2017                     | 171               | 79                           | 21               | 649             |
|    | 2016                     | 156               | 64                           | 36               | 696             |
|    | 2015                     | 143               | 86                           | 35               | 727             |
|    | 2014                     | 118               | 66                           | 32               | 522             |

Sumber : Kementerian Agama Kabupaten Batang  
 Source : Ministry of Religions of Batang Regency



**Tabel 4.9.6 Banyaknya Jemaah Haji Menurut Pendidikan dan Kecamatan di Kabupaten Batang, 2017**  
**Number of Hajj Pilgrims by Education and Subdistrict in Batang Regency, 2017**

|              | Kecamatan<br>Subdistrict | Pendidikan/Education    |                                  |                                  |                     |
|--------------|--------------------------|-------------------------|----------------------------------|----------------------------------|---------------------|
|              |                          | SD<br>Primary<br>School | SLTP<br>Junior<br>High<br>School | SLTA<br>Senior<br>High<br>School | Diploma<br>Bachelor |
|              | (1)                      | (2)                     | (3)                              | (4)                              | (5)                 |
| 01           | Wonotunggal              | 8                       | 1                                | -                                | 2                   |
| 02           | Bandar                   | 13                      | 7                                | 9                                | 2                   |
| 03           | Blado                    | 8                       | 1                                | -                                | 1                   |
| 04           | Reban                    | 12                      | 4                                | 5                                | 4                   |
| 05           | Bawang                   | 15                      | 6                                | 4                                | 5                   |
| 06           | Tersono                  | 15                      | 3                                | 11                               | 3                   |
| 07           | Gringsing                | 54                      | 5                                | 7                                | 3                   |
| 08           | Limpung                  | 20                      | 5                                | 11                               | 3                   |
| 09           | Banyuputih               | 24                      | 5                                | 7                                | 4                   |
| 10           | Subah                    | 29                      | 8                                | 7                                | 1                   |
| 11           | Pecalungan               | 22                      | -                                | -                                | -                   |
| 12           | Tulis                    | 4                       | 2                                | 2                                | 1                   |
| 13           | Kandeman                 | 6                       | 2                                | 1                                |                     |
| 14           | Batang                   | 33                      | 22                               | 52                               | 16                  |
| 15           | Warungasem               | 17                      | 7                                | 10                               | 1                   |
| Jumlah/Total |                          |                         |                                  |                                  |                     |
|              | 2017                     | 280                     | 78                               | 126                              | 46                  |
|              | 2016                     | 282                     | 82                               | 135                              | 50                  |
|              | 2015                     | 351                     | 73                               | 121                              | 67                  |
|              | 2014                     | 240                     | 58                               | 95                               | 39                  |

**Tabel 4.9.6 Lanjutan**  
**Table Continued**

|                          |             | Pendidikan/Education |          |          | Jumlah<br>Total |
|--------------------------|-------------|----------------------|----------|----------|-----------------|
| Kecamatan<br>Subdistrict |             | Strata-1             | Strata-2 | Strata-3 |                 |
|                          | (1)         | (6)                  | (7)      | (8)      | (9)             |
| 01                       | Wonotunggal | 1                    | -        | -        | 12              |
| 02                       | Bandar      | 3                    | -        | -        | 34              |
| 03                       | Blado       | 1                    | -        | -        | 11              |
| 04                       | Reban       | 5                    | -        | -        | 30              |
| 05                       | Bawang      | 5                    | -        | -        | 35              |
| 06                       | Tersono     | 10                   | -        | -        | 42              |
| 07                       | Gringsing   | 10                   | 1        | -        | 80              |
| 08                       | Limpung     | 10                   | -        | -        | 49              |
| 09                       | Banyuputih  | 7                    | -        | -        | 47              |
| 10                       | Subah       | 7                    | -        | -        | 52              |
| 11                       | Pecalungan  | -                    | -        | -        | 22              |
| 12                       | Tulis       | 5                    | -        | -        | 14              |
| 13                       | Kandeman    | 1                    | -        | -        | 10              |
| 14                       | Batang      | 43                   | 2        | -        | 168             |
| 15                       | Warungasem  | 7                    | 1        | -        | 43              |
| Jumlah/Total             |             |                      |          |          |                 |
|                          | 2017        | 115                  | 4        | -        | 649             |
|                          | 2016        | 136                  | 11       | -        | 696             |
|                          | 2015        | 105                  | 10       | -        | 727             |
|                          | 2014        | 80                   | 10       | -        | 522             |

Sumber : Kementerian Agama Kabupaten Batang  
Source : Ministry of Religions of Batang Regency

**Tabel 4.9.7 Banyaknya Pondok Pesantren, Kyai, Ustadz dan Santri Menurut Kecamatan di Kabupaten Batang, 2017**  
**Number of Islamic Courses, Leaders, Teachers and Pupils by Subdistrict in Batang Regency, 2017**

| Kecamatan<br>Subdistrict | Pondok<br>Pesantren<br>Islamic<br>Courses | Kyai<br>Islamic<br>Leaders | Ustadz<br>Islamic<br>Teachers | Santri<br>Islamic<br>Pupils |
|--------------------------|---|----------------------------|-------------------------------|-----------------------------|
| (1)                      | (2)                                       | (3)                        | (4)                           | (5)                         |
| 01 Wonotunggal           | 1   | -                          | 3                             | 79                          |
| 02 Bandar                | 5   | 5                          | 95                            | 878                         |
| 03 Blado                 | 1   | -                          | 13                            | 78                          |
| 04 Reban                 | 1   | 1                          | 20                            | 48                          |
| 05 Bawang                | 6   | 6                          | 66                            | 704                         |
| 06 Tersono               | -   | -                          | -                             | -                           |
| 07 Gringsing             | 6   | 6                          | 45                            | 606                         |
| 08 Limpung               | 6   | 6                          | 193                           | 1 455                       |
| 09 Banyuputih            | 2   | 2                          | 39                            | 195                         |
| 10 Subah                 | -   | -                          | -                             | -                           |
| 11 Pecalungan            | -   | -                          | -                             | -                           |
| 12 Tulis                 | -   | -                          | -                             | -                           |
| 13 Kandeman              | 2   | 2                          | 20                            | 432                         |
| 14 Batang                | 1   | 1                          | 16                            | 259                         |
| 15 Warungasem            | 1   | 1                          | 15                            | 245                         |
| Jumlah/Total             |   |                            |                               |                             |
| 2017                     | 32  | 30                         | 525                           | 4 979                       |
| 2016                     | 38  | 38                         | 430                           | 7 787                       |
| 2015                     | 28  | 28                         | 200                           | 6 073                       |
| 2014                     | 40  | 40                         | 244                           | 1260                        |

Sumber : Kementerian Agama Kabupaten Batang  
 Source : Ministry of Religions of Batang Regency

**Tabel 4.9.8** Banyaknya Penduduk Menurut Agama yang Dianut dan Kecamatan di Kabupaten Batang, 2017  
**Table** *Population by Religion Adopted and Subdistrict in Batang Regency, 2017*

| Kecamatan<br>Subdistrict | Islam   | Katholik | Protestan | Hindu | Budha | Jumlah<br>Total |         |
|--------------------------|---------|----------|-----------|-------|-------|-----------------|---------|
| (1)                      | (2)     | (3)      | (4)       | (5)   | (6)   | (7)             |         |
| 01 Wonotunggal           | 32 955  | 10       | 12        | -     | -     | 32 977          |         |
| 02 Bandar                | 67 185  | 95       | 215       | 5     | 9     | 67 509          |         |
| 03 Blado                 | 44 952  | 37       | 40        | -     | 6     | 45 035          |         |
| 04 Reban                 | 37 996  | 20       | 42        | -     | -     | 38 058          |         |
| 05 Bawang                | 54 136  | 35       | 159       | -     | -     | 54 330          |         |
| 06 Tersono               | 38 410  | 4        | 58        | -     | -     | 38 472          |         |
| 07 Gringsing             | 59 672  | 161      | 63        | -     | -     | 59 896          |         |
| 08 Limpung               | 41 240  | 194      | 200       | 7     | 39    | 41 680          |         |
| 09 Banyuputih            | 35 078  | 81       | 40        | 5     | -     | 35 204          |         |
| 10 Subah                 | 51 935  | 161      | 223       | -     | -     | 52 319          |         |
| 11 Pecalungan            | 32 171  | 11       | 8         | -     | -     | 32 190          |         |
| 12 Tulis                 | 35 643  | 117      | 33        | -     | 7     | 35 800          |         |
| 13 Kandeman              | 48 151  | 12       | 16        | -     | 3     | 48 182          |         |
| 14 Batang                | 124 777 | 462      | 617       | 8     | 61    | 125 925         |         |
| 15 Warungasem            | 48 4745 | 19       | 8         | -     | -     | 48 502          |         |
| Jumlah/Total             | 2017    | 752 776  | 1 419     | 1 734 | 25    | 125             | 756 079 |
|                          | 2016    | 746 404  | 1 413     | 1 747 | 31    | 125             | 749 720 |

Sumber : BPS Kabupaten Batang

Source : BPS- Statistics of Batang Regency

#### 4.10 PENGADILAN AGAMA/*RELIGION COURT*

**Tabel 4.10.1 Banyaknya Perkara yang Diterima di Pengadilan Agama Kelas IB Batang Menurut Bulan, 2017**  
*Number of Cases which Reported in Religion Court Class IB of Batang by Month, 2017*

| Bulan<br><i>Month</i> | Sisa Bulan<br>Lalu<br><i>Rest of Last<br/>Year</i> | Perkara yang<br>Diterima<br><i>Cases which<br/>Reported</i> | Jumlah<br>Perkara<br><i>Number of<br/>Cases</i> | Dicabut<br><i>To Dawn</i> |
|-----------------------|--|---|---|---------------------------|
| (1)                   | (2)  | (3)   | (4)   | (5)                       |
| 01 Januari            | 482  | 242   | 724   | 11                        |
| 02 Februari           | 489  | 152   | 641   | 9                         |
| 03 Maret              | 487  | 213   | 700   | 3                         |
| 04 April              | 500  | 138   | 638   | 5                         |
| 05 Mei                | 426  | 148   | 574   | 14                        |
| 06 Juni               | 363  | 51  | 414   | 8                         |
| 07 Juli               | 293  | 291   | 584   | 8                         |
| 08 Agustus            | 433  | 227   | 660   | 11                        |
| 09 September          | 439  | 183   | 622   | 10                        |
| 10 Oktober            | 449  | 242   | 691   | 15                        |
| 11 Nopember           | 504  | 184   | 688   | 19                        |
| 12 Desember           | 448  | 141   | 589   | 2                         |
| Jumlah/ <i>Total</i>  | 2017   | 2 212   |   | 115                       |
|                       | 2016   | 2 226   |   | 175                       |
|                       | 2015   | 2 130   |   | 104                       |
|                       | 2014   | 2 383   |   | 125                       |

Sumber : Pengadilan Agama Kelas IB Batang  
*Source : Religion Court Class IB of Batang*

**Tabel 4.10.2 Banyaknya Perkara yang Diputus di Pengadilan Agama Kelas IB Batang Menurut Bulan, 2016**  
**Number of Cases which Decided in Religion Court Class IB of Batang by Month, 2016**

| Bulan<br>Month | Gugur<br>Withdraw | Jumlah yang<br>Diputus<br>Number which<br>Decided | Sisa Akhir<br>Bulan<br>Rest of Last<br>Month | Banding<br>Conside-<br>ration | Kasasi<br>Appeal<br>to the<br>Supreme<br>Court |
|----------------|-------------------|---|--|-------------------------------|--|
| (1)            | (2)               | (3)   | (4)  | (5)                           | (6)  |
| 01 Januari     | 2                 | 235   | 489  | 1                             | -  |
| 02 Februari    | 2                 | 154   | 487  | 1                             | -  |
| 03 Maret       | 3                 | 200   | 500  | -                             | -  |
| 04 April       | 3                 | 212   | 426  | -                             | -  |
| 05 Mei         | 1                 | 211   | 363  | 1                             | -  |
| 06 Juni        | 2                 | 121   | 293  | -                             | -  |
| 07 Juli        | -                 | 151   | 433  | 2                             | -  |
| 08 Agustus     | 2                 | 221   | 439  | 1                             | -  |
| 09 September   | 1                 | 173   | 449  | -                             | -  |
| 10 Oktober     | 6                 | 187   | 504  | -                             | 1  |
| 11 Nopember    | 1                 | 240   | 448  | -                             | -  |
| 12 Desember    | 1                 | 141   | 448  | -                             | -  |
| Jumlah/Total   | 2017              | 24  | 2 246  | 6                             | 1  |
|                | 2016              | 48  | 2 375  | 6                             | -  |
|                | 2015              | 33  | 2 070  | 4                             | -  |
|                | 2014              | 73  | 2 397  | 6                             | 2  |

Sumber : Pengadilan Agama Kelas IB Batang  
 Source : Religion Court Class IB of Batang

**Tabel 4.10.3 Banyaknya Perkara yang Diputus di Pengadilan Agama Kelas IB Batang Menurut Jenis Perkara dan Bulan, 2017**  
***Number of Cases which Decided in Religion Court Class IB of Batang by Kind of Cases and Month, 2017***

| Bulan<br><i>Month</i> | Izin<br>Poligami<br><i>Polygamy<br/>License</i> | Pencegahan<br>Perkawinan<br><i>Prevention of<br/>Marriage</i> | Penolakan<br>Perkawinan<br><i>Rejection of<br/>Marriage</i> | Pembatalan<br>Perkawinan<br><i>Cancellation of<br/>Marriage</i> | Kelalaian Atas<br>Kewajiban<br><i>Neglect of<br/>Obligation</i> |
|-----------------------|---|---|---|---|---|
| (1)                   | (2)   | (3)   | (4)   | (5)   | (6)   |
| 01 Januari            | -   | -   | -   | -   | -   |
| 02 Februari           | 1   | -   | -   | -   | -   |
| 03 Maret              | 1   | -   | -   | -   | -   |
| 04 April              | -   | -   | -   | -   | -   |
| 05 Mei                | -   | -   | -   | -   | -   |
| 06 Juni               | -   | -   | -   | -   | -   |
| 07 Juli               | -   | -   | -   | -   | -   |
| 08 Agustus            | -   | -   | -   | 1   | -   |
| 09 September          | 1   | -   | -   | -   | -   |
| 10 Oktober            | 2   | -   | -   | -   | -   |
| 11 Nopember           | -   | -   | -   | -   | -   |
| 12 Desember           | -   | -   | -   | -   | -   |
| Jumlah/Total 2017     | 5   | -   | -   | 1   | -   |
| 2016                  | 1   | -   | -   | -   | -   |
| 2015                  | 7   | -   | -   | -   | -   |
| 2014                  | 7   | -   | -   | -   | -   |

**Tabel 4.10.3 Lanjutan**  
**Table Continued**

|              | Bulan<br>Month | Cerai Talak<br>Divorce by<br>Husband | Cerai Gugat<br>Divorce by<br>Wife | Harta<br>Bersama<br>Property<br>Acquired<br>Jointly | Penguasaan<br>Anak<br>Authorizing of<br>Child | Nafkah Anak<br>oleh Ibu<br>Child's<br>Maintenance by<br>Mother |
|--------------|----------------|--------------------------------------|-----------------------------------|---|---|--|
|              | (1)            | (7)                                  | (8)                               | (9)   | (10)  | (11)   |
| 01           | Januari        | 69                                   | 161                               | -   | -   | -  |
| 02           | Februari       | 40                                   | 105                               | -   | -   | -  |
| 03           | Maret          | 59                                   | 137                               | -   | -   | -  |
| 04           | April          | 39                                   | 91                                | -   | -   | -  |
| 05           | Mei            | 32                                   | 104                               | -   | 1   | -  |
| 06           | Juni           | 9                                    | 37                                | -   | 1   | -  |
| 07           | Juli           | 55                                   | 222                               | -   | -   | -  |
| 08           | Agustus        | 57                                   | 160                               | -   | -   | -  |
| 09           | September      | 44                                   | 122                               | -   | 1   | -  |
| 10           | Oktober        | 63                                   | 168                               | -   | -   | -  |
| 11           | Nopember       | 43                                   | 122                               | 1   | -   | -  |
| 12           | Desember       | 24                                   | 111                               | -   | -   | -  |
| Jumlah/Total | 2017           | 534                                  | 1 540                             | 1   | 3   | -  |
|              | 2016           | 490                                  | 1 483                             | -   | 1   | -  |
|              | 2015           | 485                                  | 1 316                             | -   | 3   | -  |
|              | 2014           | 532                                  | 1 532                             | 1   | 1   | -  |



**Tabel 4.10.3 Lanjutan**  
**Table Continued**

|                      | Bulan<br><i>Month</i> | Hak-hak<br>Bekas Istri<br><i>Right of<br/>Wife</i> | Pengesahan<br>Anak<br><i>Ratification<br/>of Child</i> | Perwalian<br><i>Guardian</i> | Penunjukkan<br>Orang Lain<br><i>Assignment<br/>of Other</i> | Ganti Rugi<br>terhadap<br>Wali<br><i>Compensation for<br/>Guardian</i> |
|----------------------|-----------------------|--|--|------------------------------|---|--|
|                      | (1)                   | (12)   | (13)   | (14)                         | (15)  | (16)   |
| 01                   | Januari               | -  | -  | -                            | -   | -  |
| 02                   | Februari              | -  | -  | -                            | -   | -  |
| 03                   | Maret                 | -  | -  | -                            | -   | -  |
| 04                   | April                 | -  | -  | 1                            | -   | -  |
| 05                   | Mei                   | -  | -  | -                            | -   | -  |
| 06                   | Juni                  | -  | -  | -                            | -   | -  |
| 07                   | Juli                  | -  | -  | -                            | -   | -  |
| 08                   | Agustus               | -  | -  | -                            | -   | -  |
| 09                   | September             | -  | -  | -                            | -   | -  |
| 10                   | Oktober               | -  | -  | -                            | -   | -  |
| 11                   | November              | -  | -  | -                            | -   | -  |
| 12                   | Desember              | -  | -  | -                            | -   | -  |
| Jumlah/ <i>Total</i> | 2017                  | -  | -  | 1                            | -   | -  |
|                      | 2016                  | -  | -  | -                            | -   | -  |
|                      | 2015                  | -  | -  | -                            | -   | -  |
|                      | 2014                  | -  | -  | -                            | -   | -  |

**Tabel 4.10.3 Lanjutan**  
**Table Continued**

|    | Bulan<br><i>Month</i> | Asal Usul<br>Anak<br><i>Child<br/>Origin</i> | Penolakan<br>Kawin<br>Campur<br><i>Rejection of<br/>Mixed<br/>Marriage</i> | Isbath Nikah<br><i>Marriage<br/>Ratification</i> | Izin Kawin<br><i>Marriage<br/>License</i> | Dispensasi<br>Kawin<br><i>Marriage<br/>Dispensation</i> |    |
|----|-----------------------|--|--|--|---|---|----|
|    | (1)                   | (17)   | (18)   | (19)   | (20)                                      | (21)  |    |
| 01 | Januari               | -  | -  | 2  | -   | 3   |    |
| 02 | Februari              | -  | -  | 1  | -   | 4   |    |
| 03 | Maret                 | -  | -  | 4  | -   | 5   |    |
| 04 | April                 | -  | -  | -  | -   | 3   |    |
| 05 | Mei                   | -  | -  | 1  | -   | 9   |    |
| 06 | Juni                  | -  | -  | -  | -   | 3   |    |
| 07 | Juli                  | -  | -  | -  | -   | 8   |    |
| 08 | Agustus               | -  | -  | 1  | -   | 5   |    |
| 09 | September             | -  | -  | 2  | -   | 7   |    |
| 10 | Oktober               | -  | -  | 2  | -   | 5   |    |
| 11 | November              | -  | -  | 1  | -   | 8   |    |
| 12 | Desember              | -  | -  | -  | -   | 5   |    |
|    | Jumlah/ <i>Total</i>  | 2017   | -  | -  | 14  | -   | 65 |
|    |                       | 2016   | -  | -  | 15  | -   | 78 |
|    |                       | 2015   | -  | -  | 4   | -   | 77 |
|    |                       | 2014   | -  | -  | 3   | -   | 8  |

**Tabel 4.10.3 Lanjutan**  
**Table Continued**

|    | Bulan<br><i>Month</i> | Wali<br>Afdhol<br><i>Fine<br/>Guardian</i> | Pewarisan<br><i>Inheriting</i> | Wasiat<br><i>Testament</i> | Hibah<br><i>Grant</i> | Wakaf<br><i>Donate</i> |
|----|-----------------------|--|--------------------------------|----------------------------|-----------------------|------------------------|
|    | (1)                   | (22)                                       | (23)                           | (24)                       | (25)                  | (26)                   |
| 01 | Januari               | -  | -                              | -                          | -                     | -                      |
| 02 | Februari              | -  | -                              | -                          | -                     | -                      |
| 03 | Maret                 | 3  | 2                              | -                          | -                     | -                      |
| 04 | April                 | -  | 1                              | -                          | -                     | -                      |
| 05 | Mei                   | -  | -                              | -                          | -                     | -                      |
| 06 | Juni                  | -  | -                              | -                          | -                     | -                      |
| 07 | Juli                  | -  | -                              | -                          | -                     | -                      |
| 08 | Agustus               | 1  | 1                              | -                          | -                     | -                      |
| 09 | September             | -  | -                              | -                          | -                     | -                      |
| 10 | Oktober               | 1  | -                              | -                          | -                     | -                      |
| 11 | Nopember              | -  | 2                              | -                          | -                     | -                      |
| 12 | Desember              | -  | -                              | -                          | -                     | -                      |
|    | <i>Jumlah/Total</i>   | 2017                                       | 5                              | 6                          | -                     | -                      |
|    |                       | 2016                                       | 2                              | -                          | -                     | -                      |
|    |                       | 2015                                       | -                              | -                          | -                     | -                      |
|    |                       | 2014                                       | 1                              | -                          | -                     | -                      |

**Tabel 4.10.3 Lanjutan**  
**Table Continued**

|    | Bulan<br><i>Month</i> | Shodaqoh<br><i>Religious Meal</i> | P3HP<br><i>P3HP</i> | Lain-lain<br><i>Others</i> |
|----|-----------------------|-----------------------------------|---------------------|----------------------------|
|    | (1)                   | (27)                              | (28)                | (29)                       |
| 01 | Januari               | -                                 | 4                   | 3                          |
| 02 | Februari              | -                                 | 1                   | -                          |
| 03 | Maret                 | -                                 | 1                   | 1                          |
| 04 | April                 | -                                 | 1                   | 2                          |
| 05 | Mei                   | -                                 | -                   | 1                          |
| 06 | Juni                  | -                                 | -                   | 1                          |
| 07 | Juli                  | -                                 | -                   | 6                          |
| 08 | Agustus               | -                                 | -                   | 1                          |
| 09 | September             | -                                 | 2                   | 4                          |
| 10 | Oktober               | -                                 | -                   | 1                          |
| 11 | Nopember              | -                                 | -                   | 7                          |
| 12 | Desember              | -                                 | -                   | 1                          |
|    | Jumlah/ <i>Total</i>  |                                   |                     |                            |
|    | 2017                  | -                                 | 9                   | 28                         |
|    | 2016                  | -                                 | 4                   | 11                         |
|    | 2015                  | -                                 | 1                   | 2                          |
|    | 2014                  | -                                 | 4                   | -                          |

Sumber: Pengadilan Agama Kelas IB Batang  
 Source: Religion Court Class IB of Batang

#### 4.11 KEJAKSAAN NEGERI/*STATE ATTORNEY*

**Tabel 4.11.1 Banyaknya Kejahatan dan Pelanggaran Tindak Pidana Umum yang Telah/Belum Diselesaikan Menurut Bulan, 2017**  
***Number of Crime and Violations of Public Crimes That Have Been/Not Completed by Month, 2017***

| Bulan<br><i>Month</i> | Kejahatan/ <i>Crime</i>                  |   | Pelanggaran/ <i>Violation</i>            |   |
|-----------------------|--|---|--|---|
|                       | Telah<br>Diselesaikan<br><i>Finished</i> | Belum<br>Diselesaikan<br><i>Not Completed</i> | Telah<br>Diselesaikan<br><i>Finished</i> | Belum<br>Diselesaikan<br><i>Not Completed</i> |
| (1)                   | (2)                                      | (3)   | (4)                                      | (5)   |
| 01 Januari            | 24                                       | -   | -  | -   |
| 02 Februari           | 28                                       | -   | -  | -   |
| 03 Maret              | 24                                       | -   | -  | -   |
| 04 April              | 39                                       | -   | -  | -   |
| 05 Mei                | 30                                       | -   | -  | -   |
| 06 Juni               | 35                                       | -   | -  | -   |
| 07 Juli               | 11                                       | -   | -  | -   |
| 08 Agustus            | 16                                       | -   | -  | -   |
| 09 September          | 17                                       | -   | -  | -   |
| 10 Oktober            | 23                                       | -   | -  | -   |
| 11 Nopember           | 14                                       | -   | -  | -   |
| 12 Desember           | 8  | -   | -  | -   |
| Jumlah/ <i>Total</i>  | 2017                                     | 269   | -  | -   |
|                       | 2016                                     | 258   | -  | -   |

Sumber : Kejaksaan Negeri Batang  
 Source : *State Attorney of Batang*

**Tabel 4.11.2 Jumlah Perkara Masuk Tindak Pidana Umum Kejaksaan Negeri Batang, 2017**  
**Number of Cases of General Crime in State Attorney of Batang, 2017**

| Jenis Perkara<br><i>Kind of Case</i> |  | Sisa<br>Tahun Lalu<br><i>Rest of<br/>The Year</i> | Masuk<br>Tahun Ini<br><i>Sign In<br/>This Year</i> | Jumlah<br><i>Total</i> |
|--------------------------------------|--|---|--|------------------------|
| (1)                                  | (2)  | (3)   | (4)  |                        |
| 01                                   | Tindak Pidana Kehutanan  | -   | 4  | 4                      |
| 02                                   | Tindak Pidana Perbankan  | -   | -  | -                      |
| 03                                   | Tindak Pidana Pertambangan Tanpa Ijin                                      | -   | 1  | 1                      |
| 04                                   | Tindak Pidana Narkotika  | -   | 28   | 28                     |
| 05                                   | Tindak Pidana Perdagangan Orang,<br>Perempuan/ Anak ( <i>Trafficking</i> ) | -   | -  | -                      |
| 06                                   | Tindak Pidana Perlindungan Anak  | -   | 19   | 19                     |
| 07                                   | Tindak Pidana Kecelakaan Lalu Lintas                                       | -   | 12   | 12                     |
| 08                                   | Tindak Pidana Kesehatan  | -   | 29   | 29                     |
| 09                                   | Tindak Pidana Perjudian  | -   | 21   | 21                     |
| 10                                   | Tindak Pidana Pornografi   | -   | -  | -                      |

**Tabel 4.11.2 Lanjutan**  
**Table Continued**

|    | Jenis Perkara<br><i>Kind of Case</i>       | Sisa<br>Tahun Lalu<br><i>Rest of<br/>The Year</i> | Masuk<br>Tahun Ini<br><i>Sign In<br/>This Year</i> | Jumlah<br><i>Total</i> |
|----|--|---|--|------------------------|
|    | (1)  | (2)   | (3)  | (4)                    |
| 11 | Tindak Pidana Pencurian                    | -   | 61   | 61                     |
| 12 | Pindak Pidana Penipuan/Penggelapan         | -   | 25   | 25                     |
| 13 | Tindak Pidana Pemerasan                    | -   | -  | -                      |
| 14 | Tindak Pidana Pengroyokan                  | -   | 10   | 10                     |
| 15 | Tindak Pidana Penganiayaan                 | -   | 16   | 16                     |
| 16 | Tindak Pidana Penadahan                    | -   | 14   | 14                     |
| 17 | Tindak Pidana Pemerkosaan                  | -   | 1  | 1                      |
| 18 | Tindak Pidana Perikanan                    | -   | -  | -                      |
| 19 | Tindak Pidana Penyalahgunaan Senjata Tajam | -   | 2  | 2                      |
|    | Jumlah/ <i>Total</i>                       | 2017  | -  | 243                    |
|    |  | 2016  | -  | 188                    |

Sumber : Kejaksaan Negeri Batang

Source : State Attorney of Batang

**Tabel 4.11.3 Jumlah Perkara Tindak Pidana Umum yang Sudah Dieksekusi  
Kejaksaan Negeri Batang, 2017**  
*Number of Cases of General Crime That Have Been Executed  
in The State Attorney of Batang, 2017*

| Jenis Perkara<br><i>Kind of Case</i> |  | Jumlah<br>Perkara<br><i>Number of<br/>Cases</i> | Telah<br>Diselesaikan<br><i>Have Been<br/>Executed</i> | Sisa<br><i>Rest</i> |
|--------------------------------------|--|---|--|---------------------|
| (1)                                  |  | (2)   | (3)  | (4)                 |
| 01                                   | Tindak Pidana Kehutanan  | 4   | 4  | -                   |
| 02                                   | Tindak Pidana Perbankan  | -   | -  | -                   |
| 03                                   | Tindak Pidana Pertambangan Tanpa Ijin                                      | 1   | 1  | -                   |
| 04                                   | Tindak Pidana Narkotika  | 28  | 28   | -                   |
| 05                                   | Tindak Pidana Perdagangan Orang,<br>Perempuan/ Anak ( <i>Trafficking</i> ) | -   | -  | -                   |
| 06                                   | Tindak Pidana Perlindungan Anak  | 19  | 19   | -                   |
| 07                                   | Tindak Pidana Kecelakaan Lalu Lintas                                       | 12  | 12   | -                   |
| 08                                   | Tindak Pidana Kesehatan  | 29  | 29   | -                   |
| 09                                   | Tindak Pidana Perjudian  | 21  | 21   | -                   |
| 10                                   | Tindak Pidana Pornografi   | -   | -  | -                   |



**Tabel 4.11.3 Lanjutan**  
**Table Continued**

|    | Jenis Perkara<br><i>Kind of Case</i>       | Jumlah<br>Perkara<br><i>Number of<br/>Cases</i> | Telah<br>Diselesaikan<br><i>Have Been<br/>Executed</i> | Sisa<br><i>Rest</i> |   |
|----|--|---|--|---------------------|---|
|    | (1)  | (2)   | (3)  | (4)                 |   |
| 11 | Tindak Pidana Pencurian                    | 61  | 61   | -                   |   |
| 12 | Pindak Pidana Penipuan/Penggelapan         | 25  | 25   | -                   |   |
| 13 | Tindak Pidana Pemerasan                    | -   | -  | -                   |   |
| 14 | Tindak Pidana Pengroyokan                  | 10  | 10   | -                   |   |
| 15 | Tindak Pidana Penganiayaan                 | 16  | 16   | -                   |   |
| 16 | Tindak Pidana Penadahan                    | 14  | 14   | -                   |   |
| 17 | Tindak Pidana Pemerkosaan                  | 1   | 1  | -                   |   |
| 18 | Tindak Pidana Perikanan                    | -   | -  | -                   |   |
| 19 | Tindak Pidana Penyalahgunaan Senjata Tajam | 2   | 2  | -                   |   |
|    | Jumlah/ <i>Total</i>                       | 2017  | 243  | 243                 | - |
|    |  | 2016  | 188  | 188                 | - |

Sumber : Kejaksaan Negeri Batang  
*Source : State Attorney of Batang*

**Tabel 4.11.4** Rekapitulasi Data Penanganan Perkara Tindak Pidana Korupsi Tahap Penyelidikan, Penyidikan, Penuntutan dan Eksekusi di Kejaksaan Negeri Batang, 2016-2017  
**Recapitulation of Data on Case Handling of Corruption Case of Research, Investigation, Prosecution and Execution in State Attorney of Batang, 2016-2017**

|    | Rincian<br>Description           | Tahun 2016<br>Year 2016 | Tahun 2017<br>Year 2017 |
|----|----------------------------------|-------------------------|-------------------------|
|    | (1)                              | (2)                     | (3)                     |
| 01 | Penyelidikan/ <i>Research</i>    | 3                       | 3                       |
| 02 | Penyidikan/ <i>Investigation</i> | 3                       | 2                       |
| 03 | Penuntutan/ <i>Prosecution</i>   | 4                       | 4                       |
| 04 | Eksekusi/ <i>Execution</i>       | 9                       | 3                       |

Sumber : Kejaksaan Negeri Batang  
 Source : State Attorney of Batang

#### 4.12 RUMAH TAHANAN NEGARA/*HOUSE STATE PRISONERS*

**Tabel 4.12.1 Kapasitas dan Penghuni Rumah Tahanan Negara Kelas IIB Batang Menurut Bulan dan Jenis Kelamin, 2017**  
***Capacity and Occupants of House State Prisoners Class IIB of Batang by Month and Sex, 2017***

| Bulan<br><i>Month</i> | Kapasitas<br><i>Capacity</i> | Penghuni/ <i>Occupants</i> |                           |                        | Persentase<br><i>Percentage</i><br>(%) |
|-----------------------|------------------------------|----------------------------|---------------------------|------------------------|--|
|                       |                              | Laki-laki<br><i>Man</i>    | Perempuan<br><i>Woman</i> | Jumlah<br><i>Total</i> |  |
| (1)                   | (2)                          | (3)                        | (4)                       | (5)                    | (6)                                    |
| 01 Januari            | 217                          | 242                        | 7                         | 249                    | 114,75                                 |
| 02 Februari           | 217                          | 237                        | 8                         | 245                    | 112,90                                 |
| 03 Maret              | 217                          | 252                        | 8                         | 260                    | 119,82                                 |
| 04 April              | 217                          | 272                        | 8                         | 280                    | 129,03                                 |
| 05 Mei                | 217                          | 255                        | 9                         | 264                    | 121,66                                 |
| 06 Juni               | 217                          | 270                        | 9                         | 279                    | 128,57                                 |
| 07 Juli               | 217                          | 245                        | 10                        | 255                    | 117,51                                 |
| 08 Agustus            | 217                          | 240                        | 11                        | 251                    | 115,67                                 |
| 09 September          | 217                          | 249                        | 11                        | 260                    | 119,82                                 |
| 10 Oktober            | 217                          | 266                        | 12                        | 278                    | 128,11                                 |
| 11 Nopember           | 217                          | 237                        | 12                        | 249                    | 114,75                                 |
| 12 Desember           | 217                          | 238                        | 12                        | 250                    | 115,21                                 |

Sumber : Rumah Tahanan Kelas IIB Batang  
*Source : House State Prisoners Class IIB of Batang*

**Tabel 4.12.2** Banyaknya Narapidana di Rumah Tahanan Negara Kelas IIB Batang Menurut Bulan dan Jenis Kelamin, 2017  
**Table** *Number of Inmates in House State Prisoners Class IIB of Batang by Month and Sex, 2017*

|    | Bulan<br>Month | Narapidana/Inmates |                    |                 |
|----|----------------|--------------------|--------------------|-----------------|
|    |                | Laki-laki<br>Man   | Perempuan<br>Woman | Jumlah<br>Total |
|    | (1)            | (2)                | (3)                | (4)             |
| 01 | Januari        | 165                | 6                  | 171             |
| 02 | Februari       | 162                | 7                  | 169             |
| 03 | Maret          | 161                | 7                  | 168             |
| 04 | April          | 157                | 7                  | 164             |
| 05 | Mei            | 146                | 6                  | 152             |
| 06 | Juni           | 155                | 6                  | 161             |
| 07 | Juli           | 139                | 7                  | 146             |
| 08 | Agustus        | 140                | 8                  | 148             |
| 09 | September      | 153                | 8                  | 161             |
| 10 | Oktober        | 176                | 8                  | 184             |
| 11 | Nopember       | 170                | 8                  | 178             |
| 12 | Desember       | 168                | 8                  | 176             |

Sumber : Rumah Tahanan Kelas IIB Batang

Source : *House State Prisoners Class IIB of Batang*

**Tabel 4.12.3 Banyaknya Tahanan di Rumah Tahanan Negara Kelas IIB Batang Menurut Bulan dan Jenis Kelamin, 2017**  
***Number of Prisoners in House State Prisoners Class IIB of Batang by Month and Sex, 2017***

|    | Bulan<br><i>Month</i> | Tahanan/ <i>Prisoners</i> |                           |                        |
|----|-----------------------|---------------------------|---------------------------|------------------------|
|    |                       | Laki-laki<br><i>Man</i>   | Perempuan<br><i>Woman</i> | Jumlah<br><i>Total</i> |
|    | (1)                   | (2)                       | (3)                       | (4)                    |
| 01 | Januari               | 77                        | 1                         | 78                     |
| 02 | Februari              | 75                        | 1                         | 76                     |
| 03 | Maret                 | 91                        | 1                         | 92                     |
| 04 | April                 | 118                       | 1                         | 119                    |
| 05 | Mei                   | 109                       | 3                         | 112                    |
| 06 | Juni                  | 115                       | 3                         | 118                    |
| 07 | Juli                  | 106                       | 3                         | 109                    |
| 08 | Agustus               | 100                       | 3                         | 103                    |
| 09 | September             | 96                        | 3                         | 99                     |
| 10 | Oktober               | 90                        | 4                         | 94                     |
| 11 | Nopember              | 69                        | 2                         | 71                     |
| 12 | Desember              | 72                        | 2                         | 74                     |

### 4.13 PERTANAHAN / LAND

**Tabel 4.13.1 Banyaknya Permohonan Sertifikat di Kantor Pertanahan Kabupaten Batang Menurut Jenis Sertifikat, 2017**  
**Number of Application for Certificate in Land Office of Batang Regency by Certificate Type, 2017**

| Bulan<br>Month | Jenis Sertifikat/Certificate Type |     |     |     |     |             |       |                | Jumlah |
|----------------|-----------------------------------|-----|-----|-----|-----|-------------|-------|----------------|--------|
|                | HM                                | HGU | HGB | HP  | HPL | HM<br>Rusun | HT    | Tanah<br>Wakaf |        |
| (1)            | (2)                               | (3) | (4) | (5) | (6) | (7)         | (8)   | (9)            | (10)   |
| 01 Januari     | 71                                | -   | -   | -   | -   | -           | 200   | -              | 271    |
| 02 Februari    | 47                                | -   | -   | -   | -   | -           | 252   | 2              | 301    |
| 03 Maret       | 80                                | -   | -   | -   | -   | -           | 260   | -              | 340    |
| 04 April       | 83                                | -   | -   | -   | -   | -           | 267   | -              | 350    |
| 05 Mei         | 85                                | -   | -   | -   | -   | -           | 307   | 1              | 393    |
| 06 Juni        | 63                                | -   | -   | -   | -   | -           | 180   | 2              | 245    |
| 07 Juli        | 66                                | -   | 1   | 13  | -   | -           | 292   | -              | 372    |
| 08 Agustus     | 110                               | -   | 1   | 9   | -   | -           | 304   | 2              | 426    |
| 09 September   | 88                                | -   | 3   | 1   | -   | -           | 269   | 8              | 369    |
| 10 Oktober     | 120                               | -   | 6   | -   | -   | -           | 353   | -              | 479    |
| 11 Nopember    | 12                                | -   | -   | 5   | -   | -           | 302   | -              | 319    |
| 12 Desember    | 7                                 | 6   | 2   | 39  | -   | -           | 258   | 3              | 315    |
| Jumlah/Total   | 832                               | 6   | 13  | 67  | -   | -           | 3 244 | 18             | 4 180  |

Sumber: Kantor Pertanahan Kabupaten Batang  
 Source: Land Office of Batang Regency

**Tabel 4.13.2** Banyaknya Penyelesaian Sertifikat di Kantor Pertanahan Kabupaten Batang Menurut Jenis Sertifikat, 2017  
**Number of Realization for Certificate in Land Office of Batang Regency by Certificate Type, 2017**

| Bulan<br>Month | Jenis Sertifikat/Certificate Type |     |     |     |     |             |       |                | Jumlah |
|----------------|-----------------------------------|-----|-----|-----|-----|-------------|-------|----------------|--------|
|                | HM                                | HGU | HGB | HP  | HPL | HM<br>Rusun | HT    | Tanah<br>Wakaf |        |
| (1)            | (2)                               | (3) | (4) | (5) | (6) | (7)         | (8)   | (9)            | (10)   |
| 01 Januari     | 130                               | -   | 1   | 8   | -   | -           | 152   | 2              | 293    |
| 02 Februari    | 148                               | -   | -   | 4   | -   | -           | 255   | 2              | 409    |
| 03 Maret       | 171                               | -   | 1   | 19  | -   | -           | 272   | 5              | 468    |
| 04 April       | 63                                | -   | -   | -   | -   | -           | 236   | 2              | 301    |
| 05 Mei         | 160                               | -   | -   | 4   | -   | -           | 298   | 3              | 465    |
| 06 Juni        | 41                                | -   | 1   | 10  | -   | -           | 256   | -              | 308    |
| 07 Juli        | 65                                | -   | 2   | -   | -   | -           | 256   | -              | 323    |
| 08 Agustus     | 85                                | -   | 1   | 21  | -   | -           | 272   | 1              | 380    |
| 09 September   | 50                                | -   | 1   | 17  | -   | -           | 261   | -              | 329    |
| 10 Oktober     | 38                                | -   | 3   | 6   | -   | -           | 366   | -              | 413    |
| 11 Nopember    | 41                                | -   | 3   | -   | -   | -           | 328   | -              | 372    |
| 12 Desember    | 33                                | 6   | 2   | 1   | -   | -           | 295   | -              | 337    |
| Jumlah/Total   | 1 025                             | 6   | 15  | 90  | -   | -           | 3 247 | 15             | 4 398  |

Sumber: Kantor Pertanahan Kabupaten Batang  
 Source: Land Office of Batang Regency

**Tabel 4.13.3 Banyaknya Sertifikat Program Legalisasi Aset di Kantor Pertanahan Kabupaten Batang Menurut Jenis Sertifikat, 2017**  
**Number of Asset Legalization Program for Certificate in Land Office of Batang Regency by Certificate Type, 2017**

| Program<br><i>Program</i> | Target<br><i>Target</i> | Jenis Sertifikat/ <i>Certificate Type</i> |     |     |     |     |                | Jumlah |
|---------------------------|-------------------------|---|-----|-----|-----|-----|----------------|--------|
|                           |                         | HM  | HGU | HGB | HP  | HPL | Tanah<br>Wakaf |        |
| (1)                       | (2)                     | (3)                                       | (4) | (5) | (6) | (7) | (8)            | (9)    |
| 01 Pendaftaran            | 16 915                  | 16 700                                    | -   | -   | 215 | -   | -              | 16 915 |
| 02 Nelayan                | 250                     | 250                                       | -   | -   | -   | -   | -              | 250    |
| 03 UKM                    | 150                     | 150                                       | -   | -   | -   | -   | -              | 150    |
| Jumlah/ <i>Total</i>      | 17 315                  | 17 100                                    | -   | -   | 215 | -   | -              | 17 315 |

Sumber: Kantor Pertanahan Kabupaten Batang  
 Source: Land Office of Batang Regency



#### 4.14 KEMISKINAN/*POVERTY*

**Tabel 4.14.1** **Garis Kemiskinan dan Jumlah Penduduk Miskin di Kabupaten Batang, 2008–2017**  
***Poverty Line and Number of Poor People in Batang Regency, 2008–2017***

| Tahun<br>Year | Garis Kemiskinan<br><i>Poverty Line</i><br>(Rupiah) | Jumlah Penduduk Miskin<br><i>Number of Poor People</i> |                                 |
|---------------|---|--|---------------------------------|
|               |   | Jumlah<br><i>Total</i>                                 | Persentase<br><i>Percentage</i> |
| (1)           | (2)   | (3)  | (4)                             |
| 2008          | 151 411   | 121 904  | 18,08                           |
| 2009          | 155 558   | 112 169  | 16,61                           |
| 2010          | 169 256   | 103 587  | 14,67                           |
| 2011          | 184 592   | 95 306   | 13,47                           |
| 2012          | 195 983   | 89 800   | 12,40                           |
| 2013          | 208 671   | 87 500   | 11,96                           |
| 2014          | 216 952   | 82 120   | 11,13                           |
| 2015          | 224 437   | 83 530   | 11,27                           |
| 2016          | 240 541   | 82 560   | 11,04                           |
| 2017          | 249 292   | 81 500   | 10,80                           |

Sumber : BPS Kabupaten Batang

Source : *BPS-Statistics of Batang Regency*

**Tabel 4.14.2 Indeks Pembangunan Manusia Kabupaten Batang, 2010–2017**  
**Table Human Development Index in Batang Regency, 2010–2017**

| Tahun<br>Year | Angka Harapan<br>Hidup<br>AHH | Harapan<br>Lama Sekolah<br>EYS | Rata-rata<br>Lama Sekolah<br>MYS | Pengeluaran<br>Per Kapita<br>PPP | IPM<br>HDI |
|---------------|-------------------------------|--------------------------------|----------------------------------|----------------------------------|------------|
| (1)           | (2)                           | (3)                            | (4)                              | (5)                              | (6)        |
| 2010          | 74,22                         | 10,00                          | 5,62                             | 7 274                            | 61,64      |
| 2011          | 74,28                         | 10,32                          | 5,66                             | 7 610                            | 62,59      |
| 2012          | 74,33                         | 10,43                          | 5,70                             | 7 821                            | 63,09      |
| 2013          | 74,38                         | 10,45                          | 5,88                             | 7 967                            | 63,60      |
| 2014          | 74,40                         | 10,65                          | 6,00                             | 8 012                            | 64,07      |
| 2015          | 74,42                         | 11,09                          | 6,41                             | 8 244                            | 65,46      |
| 2016          | 74,46                         | 11,51                          | 6,42                             | 8 568                            | 66,38      |
| 2017          | 74,50                         | 11,87                          | 6,61                             | 8 805                            | 67,35      |

Sumber : BPS Kabupaten Batang

Source : BPS-Statistics of Batang Regency

**Tabel 4.14.3** Penyaluran Beras Sejahtera, Peserta Program Keluarga Harapan dan Penerima Kartu Perlindungan Sosial Menurut Kecamatan di Kabupaten Batang, 2017  
*Distribution of Prosperous Rice, Participants of Hope Family Program (HFP) and Receiver Social Protection Card (SPC) by Subdistrict in Batang Regency, 2017*

| Kecamatan<br><i>Subdistrict</i> | Beras Sejahtera<br><i>Prosperous Rice</i> |                                      | Peserta PKH<br><i>Participants of HFP</i> | Penerima KPS<br><i>Receiver SPC</i> |
|---------------------------------|---|--------------------------------------|---|-------------------------------------|
|                                 | Keluarga<br><i>Family</i>                 | Alokasi<br><i>Alocation</i><br>(Ton) |   |                                     |
| (1)                             | (2)                                       | (3)                                  | (4)                                       | (5)                                 |
| 01. Wonotunggal                 | 2 117                                     | 21,17                                | 828                                       | 2 456                               |
| 02. Bandar                      | 6 446                                     | 64,46                                | 2 577                                     | 6 900                               |
| 03. Blado                       | 5 209                                     | 52,09                                | 2 160                                     | 5 285                               |
| 04. Reban                       | 4 988                                     | 49,88                                | 2 196                                     | 4 659                               |
| 05. Bawang                      | 5 728                                     | 57,28                                | 2 653                                     | 5 927                               |
| 06. Tersono                     | 2 837                                     | 28,37                                | 1 096                                     | 3 267                               |
| 07. Gringsing                   | 3 025                                     | 30,25                                | 1 083                                     | 3 839                               |
| 08. Limpung                     | 3 133                                     | 31,33                                | 1 157                                     | 3 626                               |
| 09. Banyuputih                  | 2 203                                     | 22,03                                | 677                                       | 2 688                               |
| 10. Subah                       | 3 355                                     | 33,55                                | 1 297                                     | 4 114                               |
| 11. Pecalongan                  | 2 991                                     | 29,91                                | 1 239                                     | 3 142                               |
| 12. Tulis                       | 2 960                                     | 29,60                                | 815                                       | 3 536                               |
| 13. Kandeman                    | 3 590                                     | 35,90                                | 1 270                                     | 3 910                               |
| 14. Batang                      | 3 006                                     | 30,06                                | 880                                       | 3 687                               |
| 15. Warungasem                  | 1 553                                     | 15,53                                | 807                                       | 1 781                               |
| Jumlah/ <i>Total</i> 2017       | 53 141                                    | 531,41                               | 20 735                                    | 58 817                              |
| 2016                            | 59 315                                    | 885,69                               | 21 776                                    | 58 817                              |

Sumber : Dinas Sosial

Source : *Service of Social*



# PERTANIAN

## BAB 5

### Produktivitas Komoditas Pertanian

Padi



48,62 kuintal/ha



Jagung

78,67 kuintal/ha

### Populasi Ternak/ekor



20,9 ribu

Sapi Potong




96

Sapi Perah



80,6 ribu

Kambing



32,8 ribu

Domba

### Populasi Unggas/ekor



14,2 juta

Ayam ras



114,4 ribu

Itik



3,7 ribu

Angsa



**PENJELASAN TEKNIS**

1. **Data pokok tanaman pangan yang dikumpulkan** adalah luas panen dan produktivitas (hasil per hektar). Produksi tanaman pangan merupakan hasil perkalian antara luas panen dengan produktivitas. Pengumpulan data luas panen dilakukan setiap bulan dengan pendekatan area kecamatan di seluruh wilayah Indonesia. Pengumpulan data produktivitas dilakukan melalui pengukuran langsung pada plot ubinan berukuran 2½ m x 2½ m. Pengumpulan data produktivitas dilakukan setiap subround (empat bulanan) pada waktu panen petani.
2. **Data produksi padi dan palawija** yang disajikan adalah dalam kualitas: gabah kering giling (padi), pipilan kering (jagung), biji kering (kedelai dan kacang tanah), dan umbi basah (ubi kayu dan ubi jalar).
3. **Tanaman sayuran dan buah-buahan semusim**  
**Tanaman sayuran semusim** adalah tanaman sumber vitamin, garam mineral dan lain-lain yang dikonsumsi dari bagian tanaman yang berupa

**TECHNICAL NOTES**

1. **The main food crops data collected** consists of harvested area and productivity (yield per hectare). Food crops production is generated by harvested area multiplied by productivity. The harvested area data is collected every month using sub district area approach in all sub district in Indonesia. The productivity data collection is conducted by a direct measurement in 2½m x 2½m crop cutting plot. The productivity measurement is conducted in every subround (four monthly) at the time when farmers are harvesting their crops.
2. **Production of paddy and secondary crops data** are presented in the form of: dry unhusked rice (paddy), dry loose maize (maize), dry shells crops (soybeans and peanuts), and fresh roots (cassava and sweet potatoes).
3. **Seasonal vegetable and fruit plants**  
**Seasonal vegetable plants** are plants which are the sources of vitamin, mineral salt, etc, consumed from the part of the plant in the form of leaf, flower, fruit, and root with

daun, bunga, buah, dan umbinya, yang berumur kurang dari satu tahun.

**Tanaman buah-buahan semusim** adalah tanaman sumber vitamin, garam mineral, dan lain-lain yang dikonsumsi dari bagian tanaman yang berupa buah, berumur kurang dari satu tahun, tidak berbentuk pohon/rumpun tetapi menjalar dan berbatang lunak.

4. **Tanaman buah-buahan dan sayuran tahunan**

**Tanaman buah-buahan tahunan** adalah tanaman sumber vitamin, garam mineral, dan lain-lain yang dikonsumsi dari bagian tanaman yang berupa buah dan merupakan tanaman tahunan.

**Tanaman sayuran tahunan** adalah tanaman sumber vitamin, garam mineral, dan lain-lain yang dikonsumsi dari bagian tanaman yang berupa daun dan atau buah yang berumur lebih dari satu tahun.

5. **Luas panen tanaman hortikultura** adalah luas tanaman sayuran, buah-buahan, biofarmaka, dan tanaman hias yang diambil hasilnya/dipanen pada periode pelaporan.

6. **Luas panen untuk tanaman sayuran** adalah luas tanaman yang dipanen sekaligus/habis/dibongkar dan luas

*the age of less than one year.*

**Seasonal fruit plants** are plants which are the sources of vitamin, mineral salt, etc, consumed from the part of the plant in the form of fruits. These plants are creeps with the age of less than one year.

4. **Annual fruit and vegetable plants**

**Annual fruit plants** are plants which are the sources of vitamin, contained mineral salt, etc, consumed from the part of plant in the form of fruit and more than one year of age.

**Annual vegetable plants** are plants which are the sources of vitamin, contained mineral salt, etc, consumed from the part of the plant in the form of vegetable and more than one year of age.

5. **Harvested area of horticulture** is area which vegetable, fruit, medicinal and ornamental plant of crop harvested during the period of report.

6. **Harvested area of vegetables** is area of entirely plant harvested/ demolished and plant harvested



tanaman yang dipanen berkali-kali (lebih dari satu kali)/belum habis.

**Tanaman yang dipanen sekaligus/habis/dibongkar** adalah tanaman yang sehabis panen langsung dibongkar/dicabut, terdiri dari bawang merah, bawang putih, bawang daun, kentang, kol/kubis, kembang kol, petsai/sawi, wortel, lobak, dan kacang merah.

**Tanaman yang dipanen berkali-kali (lebih dari satu kali)/belum habis** adalah tanaman yang pemanenannya lebih dari satu kali dan biasanya dibongkar apabila panen terakhir sudah tidak memadai lagi, terdiri dari: kacang panjang, cabe besar, cabe rawit, jamur, tomat, terung, buncis, ketimun, labu siam, kangkung, bayam, melon, semangka, dan blewah.

*several times/undemolished.*

***Entirely plants harvested/demolished*** are plants usually harvested once and demolished to be substituted by other plants, consisting of: shallots, garlic, leeks, potato, cabbage, cauli flower, mustard green, carrots, chinese radish, and red kidney beans.

***Plants harvested several times/undemolished*** are plants usually harvested more than once and demolished in the case that the last harvest was economically not profitable. They consist of : yard long beans, chili, small chili, mushroom, tomatoes, egg plant, frech beans, cucumber, pumpkin/chajota, swamp cabbage, spinach, melon, watermelon, and blewah .

7. **Produksi hortikultura** adalah hasil menurut bentuk produk dari setiap tanaman sayuran, buah-buahan, biofarmaka dan tanaman hias yang diambil berdasarkan luas yang dipanen/tanaman yang menghasilkan pada bulan/triwulan laporan.

7. *Horticulture production is the standard production quantity form of vegetable, fruit, medicinal and ornamental plant based on harvested area/the number of production plants reported monthly/quarterly.*

**ULASAN**

**DESCRIPTION**

**1. Pertanian Tanaman Pangan**

Produktivitas padi di Kabupaten Batang pada tahun 2017 mencapai 48,62 kuintal per hektar. Nilai produktivitas padi ini didapat dari luas panen sebesar 45.852 hektar. Sejumlah lahan mengalami puso sebesar 22 hektar.

Untuk luas panen dan produktivitas jagung masing-masing sebesar 10.575 hektar dan 78,67 kuintal per hektar, luas panen tanaman ubi kayu adalah 949 Ha dengan produktivitas sebesar 257,99 kuintal per hektar sedangkan luas panen ketela rambat 545 hektar dengan produktivitas sebesar 269,19 kuintal per hektar.

Beberapa jenis sayuran yang banyak ditanam di Batang ialah kentang, bawang daun, cabe besar dan sawi dengan masing-masing luas panen sebesar 679, 304, 268 dan 249 hektar. Sayuran kentang, ketimun, labu siam dan kubis memiliki produktivitas yang lebih tinggi dibandingkan tanaman lain yaitu mencapai 201, 177, 178 dan 157 kuintal per hektar.

**2. Perkebunan**

Beberapa perusahaan perkebunan turut ada mengelola lahan pertanian di Kabupaten Batang. perusahaan ini mengelola tanaman teh, kopi, coklat, kelapa, cengkeh,

**1. Food Crops Agriculture**

*Rice productivity in Batang Regency in 2017 reached 48.62 quintals per hectare. The value of rice productivity was obtained from a harvest area of 45,852 hectares. A number of lands experienced puso of 22 hectares.*

*For harvested area and maize productivity respectively 10,575 hectares and 78.67 quintals per hectare, the cassava crop harvested area is 949 hectares with a productivity of 257.99 quintals per hectare while the harvested area is 545 hectares with productivity of 269.19 kuintal per hectare.*

*Some types of vegetables that are widely grown in Batang are potatoes, scallions, large chilli and mustard greens with harvested areas of 679, 304, 268 and 249 hectares respectively. Potato, cucumber, chayote and cabbage vegetables have higher productivity than other crops, reaching 201, 177, 178 and 157 quintal per hectare.*

**2. Plantations**

*Some plantation companies also manage agricultural land in Batang District. The company manages tea, coffee, cocoa, coconut, clove, kapok and sugar cane plants.*

kapok serta tebu.

### 3. Peternakan

Jenis ternak yang diusahakan di Kabupaten Batang adalah ternak besar yang terdiri dari sapi (potong/perah), kerbau dan kuda, sedangkan untuk jenis ternak kecil yang terdiri dari kambing, domba dan babi serta unggas seperti ayam, itik dan angsa.

Populasi ternak besar pada tahun 2017, yaitu sapi, kerbau dan kuda masing-masing 20,9 ribu ekor, 1.403 ekor dan 92 ekor. Kemudian populasi ternak kecil terdiri dari kambing 80.590 ekor serta domba 32.769 ekor. Sedangkan populasi unggas terdiri atas ayam buras 757,9 ribu ekor, ayam ras 14,2 juta ekor, 114,4 ribu ekor itik dan angsa sejumlah 3.728 ekor.

Banyaknya ternak yang dipotong di RPH selama tahun 2017 terdiri dari sapi 4.801 ekor, kambing 232 ekor dan domba 69 ekor.

Produksi telur ayam ras tercatat sebesar 116,5 juta butir, telur itik 9,29 juta butir dan produksi susu sapi selama tahun ini sebanyak 87.500 liter.

### 4. Perikanan

Sub sektor perikanan meliputi kegiatan usaha perikanan laut dan perikanan darat terdiri dari usaha budi daya (tambak, sawah, kolam) dan perairan umum. Menurut data dari Dinas Perikanan dan kelautan

#### 3. Livestock

*The types of livestock cultivated in Batang Regency are large livestock consisting of cattle (cut / dairy), buffalo and horses, while for small livestock consisting of goats, sheep and pigs and poultry such as chickens, ducks and geese.*

*The population of large livestock in 2017, namely cattle, buffalo and horses, respectively 20.9 thousand, 1,403 tails and 92 tails. Then the small livestock population consisted of 80,590 goats and 32,769 sheep. While the poultry population consisted of 757.9 thousand free-range chickens, 14.2 million broiler chickens, 114.4 thousand ducks and geese of 3,728 head.*

*The number of livestock cut in the RPH in 2017 consisted of 4,801 cows, 232 goats and 69 lambs.*

*Production of broiler chicken eggs was recorded at 116.5 million eggs, duck eggs 9.29 million and cow milk production this year as much as 87,500 liters.*

#### 4. Fisheries

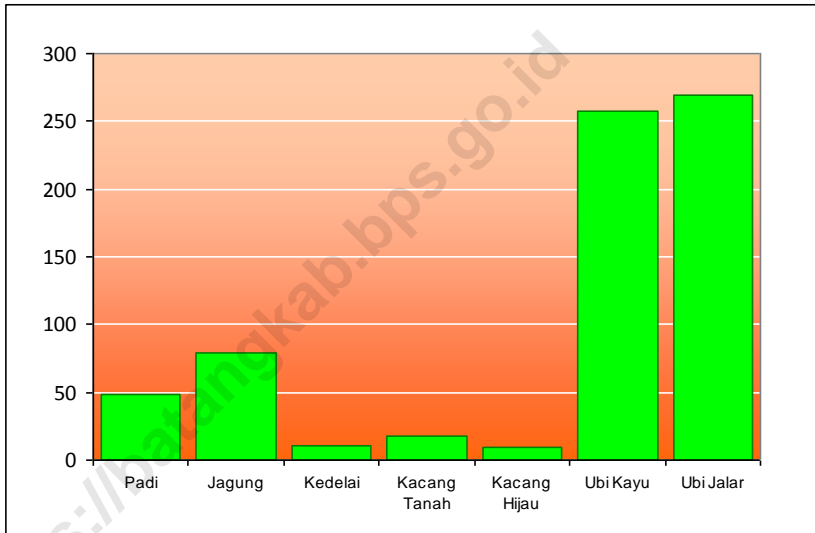
*The fisheries sub-sector includes marine fisheries and inland fisheries business activities consisting of aquaculture businesses (ponds, rice fields, ponds) and public waters. According to data from the*

## AGRICULTURE

Kabupaten Batang, jumlah rumah tangga perikanan di Kabupaten Batang mencapai 1.455 rumah tangga. Produksi perikanan jenis perikanan laut 190.027 Kwintal dengan nilai produksi mencapai 106 milyar rupiah.

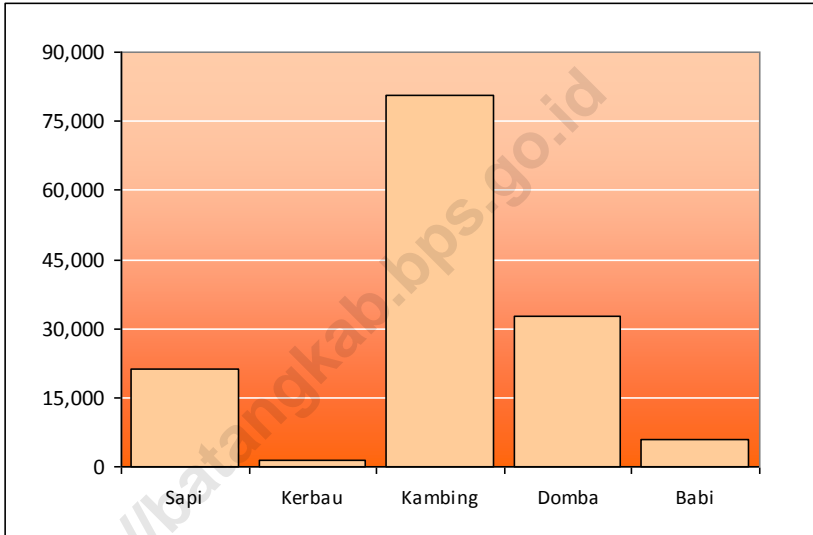
*Department of Fisheries and Maritime Affairs in Batang Regency, the number of household fisheries in Batang District reached 1,455 households. Fisheries production of marine fisheries type 190,027 Kw with production value reaching 106 billion rupiah.*

**Gambar 5.1** Produktifitas Padi dan Palawija di Kabupaten Batang (Kw/Hektar), 2017  
*Figures* **Productivity Paddy and Palawija in Batang Regency (Kw/Hektar), 2017**



Sumber : Survei Ubinan Tanaman Pangan  
*Source : Food Crop Tiles Survey*

**Gambar 5.2** Populasi Ternak Besar/Kecil di Kabupaten Batang, 2017  
**Figures** *Population of Livestock Big/Small in Batang Regency, 2017*



Sumber: Dinas Kelautan Perikanan dan Peternakan  
Source: Service of Marine Fisheries and Livestock

## 5.1 TANAMAN PANGAN/*FOOD CROPS*

**Tabel 5.1.1 Luas Tanam, Luas Puso, Luas Panen dan Produktivitas Padi dan Palawija di Kabupaten Batang, 2017**  
***Planting Area, Puso Area, Harvested Area and Productivity of Paddy and Palawija in Batang Regency, 2017***

| Komoditi<br><i>Comodity</i> | Standar<br><i>Standard</i> | Luas Tanam<br><i>Planting Area</i><br>(Hektar) | Luas Puso<br><i>Puso Area</i><br>(Hektar) | Luas Panen<br><i>Harvested Area</i><br>(Hektar) | Produktivitas<br><i>Productivity</i><br>(Kuintal/Ha) |
|-----------------------------|----------------------------|--|---|---|--|
| (1)                         | (2)                        | (3)  | (4)                                       | (5)   | (6)  |
| Padi Sawah                  | Gabah kering giling        | 45 374   | 22  | 45 852  | 48,62  |
| Padi Ladang                 | Gabah kering giling        | -  | -   | -   | -  |
| Padi                        | Gabah kering giling        | 45 374   | 22  | 45 852  | 48,62  |
| Jagung                      | Pipilan kering             | 10 398   | -   | 10 575  | 78,67  |
| Kedelai                     | Biji kering                | 20   | -   | 17  | 11,18  |
| Kacang Tanah                | Biji kering                | 234  | -   | 247   | 17,94  |
| Kacang Hijau                | Biji kering                | 16   | -   | 16  | 10,00  |
| Ubi Kayu                    | Umbi basah                 | 535  | -   | 949   | 257,99   |
| Ubi Jalar                   | Umbi basah                 | 200  | -   | 545   | 269,19   |

Sumber : Laporan Statistik Pertanian dari Dinas Pangan dan Pertanian dan Survei Ubinan Tanaman Pangan

Source : *Agricultural Statistics Report from Services of Food and Agriculture and Food Crop Tiles Survey*

**Tabel 5.1.2 Luas Tanam, Luas Puso dan Luas Panen Padi dan Jagung Menurut Kecamatan di Kabupaten Batang (Hektar), 2017**  
**Table Planting Area, Puso Area and Harvested Area of Paddy and Corn by Subdistrict in Batang Regency (Hektar), 2017**

| Kecamatan<br>Subdistrict | Padi/Paddy                                 |                                    |   | Jagung/Corn                                |                                    |   |
|--------------------------|--|------------------------------------|---|--|------------------------------------|---|
|                          | Luas Tanam<br>Planting<br>Area<br>(Hektar) | Luas Puso<br>Puso Area<br>(Hektar) | Luas Panen<br>Harvested<br>Area<br>(Hektar) | Luas Tanam<br>Planting<br>Area<br>(Hektar) | Luas Puso<br>Puso Area<br>(Hektar) | Luas Panen<br>Harvested<br>Area<br>(Hektar) |
| (1)                      | (2)  | (3)                                | (4)   | (5)  | (6)                                | (7)   |
| 01 Wonotunggal           | 2 799,80                                   | -                                  | 2 668,90                                    | 250,20                                     | -                                  | 347,80                                      |
| 02 Bandar                | 4 117,70                                   | -                                  | 3 742,60                                    | 1 213,00                                   | -                                  | 930,70                                      |
| 03 Blado                 | 1 911,90                                   | -                                  | 1 892,30                                    | 576,30                                     | -                                  | 592,70                                      |
| 04 Reban                 | 2 151,00                                   | -                                  | 2 049,60                                    | 1 214,40                                   | -                                  | 1 119,80                                    |
| 05 Bawang                | 2 151,90                                   | -                                  | 2 166,60                                    | 1 191,00                                   | -                                  | 1 518,20                                    |
| 06 Tersono               | 5 520,30                                   | -                                  | 5 364,90                                    | 808,10                                     | -                                  | 792,50                                      |
| 07 Gringsing             | 4 624,70                                   | -                                  | 5 079,80                                    | 676,00                                     | -                                  | 559,00                                      |
| 08 Limpung               | 4 369,70                                   | -                                  | 4 266,10                                    | 921,10                                     | -                                  | 1 005,30                                    |
| 09 Banyuputih            | 1 599,30                                   | -                                  | 1 389,20                                    | 1 123,40                                   | -                                  | 1 368,90                                    |
| 10 Subah                 | 3 201,50                                   | -                                  | 3 017,80                                    | 1 302,30                                   | -                                  | 1 004,50                                    |
| 11 Pecalungan            | 2 162,60                                   | -                                  | 2 381,50                                    | 92-  | -                                  | 1 184,90                                    |
| 12 Tulis                 | 2 632,90                                   | 22,00                              | 2 967,90                                    | 106,50                                     | -                                  | 48,90                                       |
| 13 Kandeman              | 2 855,60                                   | -                                  | 2 899,70                                    | 79,70                                      | -                                  | 84,80                                       |
| 14 Batang                | 2 245,90                                   | -                                  | 2 922,00                                    | -  | -                                  | 1,00  |
| 15 Warungasem            | 3 029,30                                   | -                                  | 3 042,00                                    | 15,70                                      | -                                  | 15,70                                       |
| Jumlah/Total             | 45 374,10                                  | 22,00                              | 45 850,90                                   | 10 397,70                                  | -                                  | 10 574,70                                   |

Sumber : Laporan Statistik Pertanian dari Dinas Pangan dan Pertanian  
 Source : Agricultural Statistics Report from Services of Food and Agriculture



**Tabel 5.1.3 Luas Tanam, Luas Puso dan Luas Panen Kedelai dan Kacang Tanah Menurut Kecamatan di Kabupaten Batang (Hektar), 2017**  
***Planting Area, Puso Area and Harvested Area of Soybean and Peanuts by Subdistrict in Batang Regency (Hektar), 2017***

| Kecamatan<br>Subdistrict | Kedelai/Soybean                            |                                    |   | Kacang Tanah/Peanuts                       |                                    |   |
|--------------------------|--|------------------------------------|---|--|------------------------------------|---|
|                          | Luas Tanam<br>Planting<br>Area<br>(Hektar) | Luas Puso<br>Puso Area<br>(Hektar) | Luas Panen<br>Harvested<br>Area<br>(Hektar) | Luas Tanam<br>Planting<br>Area<br>(Hektar) | Luas Puso<br>Puso Area<br>(Hektar) | Luas Panen<br>Harvested<br>Area<br>(Hektar) |
| (1)                      | (2)  | (3)                                | (4)   | (5)  | (6)                                | (7)   |
| 01 Wonotunggal           | -  | -                                  | -   | 45,40                                      | -                                  | 31,70                                       |
| 02 Bandar                | -  | -                                  | -   | 55,70                                      | -                                  | 68,80                                       |
| 03 Blado                 | -  | -                                  | -   | -  | -                                  | -   |
| 04 Reban                 | -  | -                                  | -   | -  | -                                  | -   |
| 05 Bawang                | -  | -                                  | -   | -  | -                                  | 2,00  |
| 06 Tersono               | -  | -                                  | -   | -  | -                                  | -   |
| 07 Gringsing             | -  | -                                  | -   | -  | -                                  | -   |
| 08 Limpung               | 19,50                                      | -                                  | 16,60                                       | 14,90                                      | -                                  | 20,90                                       |
| 09 Banyuputih            | -  | -                                  | -   | -  | -                                  | -   |
| 10 Subah                 | -  | -                                  | -   | 37,40                                      | -                                  | 29,30                                       |
| 11 Pecalungan            | -  | -                                  | -   | 4,00                                       | -                                  | 3,00  |
| 12 Tulis                 | -  | -                                  | -   | 35,50                                      | -                                  | 48,90                                       |
| 13 Kandeman              | -  | -                                  | -   | 34,50                                      | -                                  | 29,60                                       |
| 14 Batang                | -  | -                                  | -   | 5,50                                       | -                                  | 10,90                                       |
| 15 Warungasem            | -  | -                                  | -   | 2,00                                       | -                                  | 2,00  |
| Jumlah/Total             | 19,50                                      | -                                  | 16,60                                       | 234,90                                     | -                                  | 247,10                                      |

Sumber : Laporan Statistik Pertanian dari Dinas Pangan dan Pertanian

Source : *Agricultural Statistics Report from Services of Food and Agriculture*

**Tabel 5.1.4 Luas Tanam, Luas Puso dan Luas Panen Kacang Hijau dan Ubi Kayu Menurut Kecamatan di Kabupaten Batang (Hektar), 2017**  
*Planting Area, Puso Area and Harvested Area of Green Beans and Cassava by Subdistrict in Batang Regency (Hektar), 2017*

| Kecamatan<br>Subdistrict | Kacang Hijau/ <i>Green Bean</i>                |   |   | Ubi Kayu/ <i>Cassava</i>                       |   |   |
|--------------------------|--|---|---|--|---|---|
|                          | Luas Tanam<br><i>Planting Area</i><br>(Hektar) | Luas Puso<br><i>Puso Area</i><br>(Hektar) | Luas Panen<br><i>Harvested Area</i><br>(Hektar) | Luas Tanam<br><i>Planting Area</i><br>(Hektar) | Luas Puso<br><i>Puso Area</i><br>(Hektar) | Luas Panen<br><i>Harvested Area</i><br>(Hektar) |
| (1)                      | (2)  | (3)                                       | (4)   | (5)  | (6)                                       | (7)   |
| 01 Wonotunggal           | -  | -   | -   | 55,40  | -   | 89,30   |
| 02 Bandar                | -  | -   | -   | 65,50  | -   | 96,10   |
| 03 Blado                 | -  | -   | -   | 73,50  | -   | 88,60   |
| 04 Reban                 | -  | -   | -   | -  | -   | -   |
| 05 Bawang                | -  | -   | -   | 52,60  | -   | 104,50  |
| 06 Tersono               | -  | -   | -   | 22,00  | -   | 61,00   |
| 07 Gringsing             | -  | -   | -   | -  | -   | -   |
| 08 Limpung               | -  | -   | -   | 16,00  | -   | 23,00   |
| 09 Banyuputih            | -  | -   | -   | -  | -   | -   |
| 10 Subah                 | -  | -   | -   | 58,30  | -   | 153,60  |
| 11 Pecalungan            | -  | -   | -   | 19,00  | -   | 18,00   |
| 12 Tulis                 | 2,00   | -   | 2,00  | 53,90  | -   | 193,60  |
| 13 Kandeman              | -  | -   | -   | 77,00  | -   | 90,60   |
| 14 Batang                | -  | -   | -   | 9,00   | -   | 15,00   |
| 15 Warungasem            | 13,70  | -   | 13,70   | 32,90  | -   | 15,90   |
| Jumlah/ <i>Total</i>     | 15,70  | -   | 15,70   | 535,10   | -   | 949,20  |

Sumber : Laporan Statistik Pertanian dari Dinas Pangan dan Pertanian  
 Source : *Agricultural Statistics Report from Services of Food and Agriculture*

**Tabel 5.1.5 Luas Tanam, Luas Puso dan Luas Panen Ubi Jalar Menurut Kecamatan di Kabupaten Batang (Hektar), 2017**  
***Planting Area, Puso Area and Harvested Area of Sweet Potato by Subdistrict in Batang Regency (Hektar), 2017***

| Ubi Jalar/Sweet Potato   |   |                                    |  |
|--------------------------|---|------------------------------------|--|
| Kecamatan<br>Subdistrict | Luas Tanam<br>Planting Area<br>(Hektar) | Luas Puso<br>Puso Area<br>(Hektar) | Luas Panen<br>Harvested Area<br>(Hektar) |
| (1)                      | (2)                                     | (3)                                | (4)                                      |
| 01 Wonotunggal           | 14,00                                   | -                                  | 15,90                                    |
| 02 Bandar                | 23,60                                   | -                                  | 50,20                                    |
| 03 Blado                 | 42,20                                   | -                                  | 40,30                                    |
| 04 Reban                 | 21,60                                   | -                                  | 157,40                                   |
| 05 Bawang                | 51,90                                   | -                                  | 190,60                                   |
| 06 Tersono               | 7,80                                    | -                                  | 7,80                                     |
| 07 Gringsing             | 0,00                                    | -                                  | 0,00                                     |
| 08 Limpung               | 6,00                                    | -                                  | 23,60                                    |
| 09 Banyuputih            | 0,00                                    | -                                  | 0,00                                     |
| 10 Subah                 | 23,60                                   | -                                  | 25,40                                    |
| 11 Pecalungan            | 3,00                                    | -                                  | 8,00                                     |
| 12 Tulis                 | 2,00                                    | -                                  | 21,50                                    |
| 13 Kandeman              | 0,00                                    | -                                  | 0,00                                     |
| 14 Batang                | 0,00                                    | -                                  | 0,00                                     |
| 15 Warungasem            | 4,00                                    | -                                  | 4,00                                     |
| Jumlah/Total             | 199,70                                  | -                                  | 544,70                                   |

Sumber : Laporan Statistik Pertanian dari Dinas Pangan dan Pertanian

Source : *Agricultural Statistics Report from Services of Food and Agriculture*

## 5.2 HORTIKULTURA/*HORTICULTURE*

**Tabel 5.2.1 Luas Panen dan Produktivitas Tanaman Hortikultura Sayuran dan Buah Semusim di Kabupaten Batang, 2017**  
***Table 5.2.1 Harvested Area and Productivity of Horticultural Plants Vegetables and Seasonal Fruits in Batang Regency, 2017***

| Komoditi<br><i>Comodity</i> | Luas Panen<br><i>Harvested Area</i><br>(Hektar) | Produktivitas<br><i>Productivity</i><br>(Kuintal/Ha) |
|-----------------------------|---|--|
| (1)                         | (2)   | (3)  |
| 01 Bawang Merah             | 18  | 71,28  |
| 02 Bawang Putih             | -   | -  |
| 03 Bawang Daun              | 304   | 113,35   |
| 04 Kentang                  | 679   | 200,82   |
| 05 Kubis                    | 211   | 156,80   |
| 06 Kembang Kol              | 1   | 47,00  |
| 07 Petsai/Sawi              | 249   | 116,68   |
| 08 Wortel                   | 141   | 150,85   |
| 09 Kacang Panjang           | 131   | 68,92  |
| 10 Cabe Besar               | 268   | 82,82  |
| 11 Cabe Rawit               | 233   | 54,80  |
| 12 Tomat                    | 52  | 86,48  |
| 13 Terung                   | 66  | 101,29   |
| 14 Buncis                   | 62  | 100,03   |
| 15 Ketimun                  | 79  | 177,20   |
| 16 Labu Siam                | 10  | 177,60   |
| 17 Kangkung                 | 34  | 72,47  |
| 18 Bayam                    | 25  | 79,92  |
| 19 Melon                    | 6   | 129,50   |
| 20 Semangka                 | 101   | 143,07   |

Sumber : Laporan Statistik Pertanian dari Dinas Pangan dan Pertanian dan Survei Ubinan Tanaman Pangan

Source : *Agricultural Statistics Report from Services of Food and Agriculture and Food Crop Tiles Survey*

### 5.3 PERKEBUNAN/*ESTATE*

**Tabel 5.3.1 Jumlah dan Luas Perkebunan Besar Menurut Jenis Tanaman di Kabupaten Batang, 2017**  
***Number and Area of Large Estate by Kind of Crops in Batang Regency, 2017***

| Jenis Tanaman<br><i>Kind of Tree</i> | Jumlah Perusahaan Besar<br><i>Number of Large Estate</i> | Luas<br><i>Area</i><br>(Ha) |
|--------------------------------------|--|-----------------------------|
| (1)                                  | (2)  | (3)                         |
| 01 Karet                             | -  | -                           |
| 02 Teh                               | ...  | ...                         |
| 03 Kopi                              | ...  | ...                         |
| 04 Coklat                            | ...  | ...                         |
| 05 Kelapa                            | 1  | 25,00                       |
| 06 Cengkeh                           | 1  | 24,00                       |
| 07 Kapok                             | 2  | 68,67                       |
| 08 Kelapa Sawit                      | -  | -                           |
| 09 Kina                              | -  | -                           |
| 10 Tebu                              | 2  | 133,52                      |
| 11 Serat                             | -  | -                           |
| 12 Tembakau                          | -  | -                           |

Sumber : Dinas Pangan dan Pertanian

Source : *Services of Food and Agriculture*

**Tabel 5.3.2** Produksi Tanaman Perkebunan Besar Menurut Jenis Tanaman di Kabupaten Batang, 2014-2017  
**Table** Production of Large Estate Plants by Kind of Crops in Batang Regency, 2014-2017

| Jenis Tanaman<br><i>Kind of Tree</i> | Satuan<br><i>Unit</i> | 2014   | 2015   | 2016   | 2017   |
|--------------------------------------|-----------------------|--------|--------|--------|--------|
| (1)                                  | (2)                   | (3)    | (4)    | (5)    | (6)    |
| 01 Karet                             | Kwintal               | -      | -      | -      | -      |
| 02 Teh                               | Kwintal               | -      | -      | 1 825  | ...    |
| 03 Kopi                              | Kwintal               | -      | -      | -      | ...    |
| 04 Coklat                            | Kwintal               | -      | -      | 696    | ...    |
| 05 Kelapa                            | Butir                 | 36 000 | 72 000 | 42 534 | 31 625 |
| 06 Cengkeh                           | Kwintal               | 95     | 2 592  | 2 600  | 71     |
| 07 Kapok                             | Kwintal               | 1 000  | 881    | 456    | 215    |
| 08 Kelapa Sawit                      | Kwintal               | -      | -      | -      | -      |
| 09 Kina                              | Kwintal               | -      | -      | -      | -      |
| 10 Tebu                              | Kwintal               | 5 622  | 4 052  | 10 948 | 5 363  |
| 11 Serat                             | Kwintal               | -      | -      | -      | -      |
| 12 Tembakau                          | Kwintal               | -      | -      | -      | -      |

Sumber : Dinas Pangan dan Pertanian  
 Source : Services of Food and Agriculture

**Tabel 5.3.3 Luas dan Produksi Tanaman Perkebunan Rakyat Menurut Kecamatan dan Jenis Tanaman di Kabupaten Batang, 2017**  
**Area and Production of Small Estate Plants by Subdistrict and Kind of Crops in Batang Regency, 2017**

| Kecamatan<br>Subdistrict | Kelapa/Coconut       |  | Cengkeh/Clove        |                                 | Kopi/Coffee          |                                |
|--------------------------|----------------------|--|----------------------|---------------------------------|----------------------|--------------------------------|
|                          | Luas<br>Area<br>(Ha) | Produksi<br>(Butir)<br>Production<br>(Grain) | Luas<br>Area<br>(Ha) | Produksi<br>Production.<br>(Kw) | Luas<br>Area<br>(Ha) | Produksi<br>Production<br>(Kw) |
| (1)                      | (2)                  | (3)  | (4)                  | (5)                             | (6)                  | (7)                            |
| 01 Wonotunggal           | 90,41                | 245 158                                      | 41,30                | 53,00                           | 146,40               | 1 223,25                       |
| 02 Bandar                | 283,60               | 922 096                                      | 437,55               | 763,65                          | 57,00                | 419,44                         |
| 03 Blado                 | 91,80                | 227 725                                      | 459,02               | 653,25                          | 197,60               | 1 135,93                       |
| 04 Reban                 | 133,75               | 422 437                                      | 352,07               | 325,56                          | 204,79               | 1 121,24                       |
| 05 Bawang                | 16,45                | 55 288                                       | 308,34               | 539,61                          | 223,00               | 1 401,00                       |
| 06 Tersono               | 64,79                | 213 120                                      | 384,64               | 693,28                          | 65,00                | 462,25                         |
| 07 Gringsing             | 66,50                | 148 110                                      | 13,50                | 13,26                           | 23,05                | 77,47                          |
| 08 Limpung               | 224,09               | 829 107                                      | 90,20                | 98,65                           | 55,25                | 447,26                         |
| 09 Banyuputih            | 163,34               | 460 292                                      | 42,99                | 65,98                           | 4,06                 | 30,00                          |
| 10 Subah                 | 568,28               | 1 945 413                                    | -                    | -                               | 45,73                | 304,14                         |
| 11 Pecalungan            | 124,00               | 302 375                                      | 342,73               | 463,25                          | 119,00               | 744,72                         |
| 12 Tulis                 | 53,85                | 113 414                                      | -                    | -                               | 9,30                 | 35,95                          |
| 13 Kandeman              | 41,00                | 126 540                                      | -                    | -                               | 9,60                 | 43,66                          |
| 14 Batang                | 58,93                | 213 646                                      | -                    | -                               | -                    | -                              |
| 15 Warungasem            | 58,00                | 201 416                                      | -                    | -                               | -                    | -                              |
| Jumlah/Total 2017        | 2 038,79             | 6 426 137                                    | 2 472,34             | 3 669,49                        | 1 159,78             | 7 446,31                       |
| 2016                     | 2 136,08             | 5 814 977                                    | 2 504,63             | 4 616,35                        | 1 177,18             | 7 618,22                       |
| 2015                     | 2 194,82             | 6 066 132                                    | 2 504,63             | 4 508,17                        | 1 177,18             | 7 611,38                       |
| 2014                     | 2 559,64             | 6 043 820                                    | 412,85               | 4 128,50                        | 966,34               | 7 290,00                       |

**Tabel 5.3.3 Lanjutan**  
**Table Continued**

| Kecamatan<br>Subdistrict | Teh/Tea              |                                | Coklat/Cacao         |                                | Kapuk/Kapoks         |                                |
|--------------------------|----------------------|--------------------------------|----------------------|--------------------------------|----------------------|--------------------------------|
|                          | Luas<br>Area<br>(Ha) | Produksi<br>Production<br>(Kw) | Luas<br>Area<br>(Ha) | Produksi<br>Production<br>(Kw) | Luas<br>Area<br>(Ha) | Produksi<br>Production<br>(Kw) |
| (1)                      | (8)                  | (9)                            | (10)                 | (11)                           | (12)                 | (13)                           |
| 01 Wonotunggal           | 37,20                | 400,75                         | 33,00                | 201,65                         | 17,80                | 76,32                          |
| 02 Bandar                | 69,50                | 694,10                         | 55,20                | 470,00                         | 151,44               | 470,00                         |
| 03 Blado                 | 133,50               | 1 466,75                       | 253,00               | 1 025,62                       | -                    | -                              |
| 04 Reban                 | 739,22               | 11 312,85                      | 89,75                | 501,98                         | 55,04                | 245,60                         |
| 05 Bawang                | 295,45               | 3 966,62                       | -                    | -                              | -                    | -                              |
| 06 Tersono               | -                    | -                              | 44,37                | 213,62                         | 10,60                | 44,50                          |
| 07 Gringsing             | -                    | -                              | 29,00                | 13,54                          | 44,60                | 86,85                          |
| 08 Limpung               | -                    | -                              | 37,40                | 175,86                         | 68,50                | 292,50                         |
| 09 Banyuputih            | -                    | -                              | 9,75                 | 43,56                          | 62,59                | 257,80                         |
| 10 Subah                 | -                    | -                              | 169,70               | 386,51                         | 152,50               | 666,40                         |
| 11 Pecalungan            | -                    | -                              | 85,30                | 276,52                         | -                    | -                              |
| 12 Tulis                 | -                    | -                              | 20,10                | 70,12                          | 8,25                 | 4,30                           |
| 13 Kandeman              | -                    | -                              | 159,34               | 926,58                         | -                    | -                              |
| 14 Batang                | -                    | -                              | 1,50                 | -                              | -                    | -                              |
| 15 Warungasem            | -                    | -                              | 1,84                 | 683                            | -                    | -                              |
| Jumlah/Total 2017        | 1 274,87             | 17 841,07                      | 989,25               | 4 312,39                       | 571,32               | 2 144,27                       |
| 2016                     | 1 273,16             | 19 338,11                      | 1 042,95             | 4 367,87                       | 672,10               | 2 984,26                       |
| 2015                     | 1 277,71             | 17 893,10                      | 154,90               | 4 062,30                       | 744,40               | 1 365,00                       |
| 2014                     | 1 342,00             | 16 919,00                      | 977,60               | 2 255,41                       | 761,30               | 1 374,00                       |

Sumber : Dinas Pangan dan Pertanian  
Source : Services of Food and Agriculture



5.4 KEHUTANAN/*FORESTRY*

**Tabel 5.4.1** Produksi Hasil Hutan Menurut Jenis Produk dalam Lingkup Kerja Perum Perhutani KPH Kendal, 2015-2017  
***Production of Forestry Product by Product Kind by Forestry Corporation of Kendal, 2015-2017***

| Jenis Tanaman<br><i>Kind of Tree</i> | Satuan<br><i>Unit</i> | 2015     | 2016     | 2017     |
|--------------------------------------|-----------------------|----------|----------|----------|
| (1)                                  | (2)                   | (3)      | (4)      | (5)      |
| 01 Kayu Jati Pertukangan             |                       |          |          |          |
| A. Klas/Sortimen A1                  | M <sup>3</sup>        | 1 645,46 | 181,52   | 381,95   |
| B. Klas/Sortimen A2                  | M <sup>3</sup>        | 2 891,81 | 544,19   | 670,36   |
| C. Klas/Sortimen A3                  | M <sup>3</sup>        | 5 262,00 | 1 736,33 | 2 386,12 |
| D. Persegi dan KBP                   | M <sup>3</sup>        | -        | 5,57     | -        |
| 02 Kayu Rimba Pertukangan            |                       |          |          |          |
| A. Klas/Sortimen A1                  | M <sup>3</sup>        | 92,57    | 17,75    | 9,10     |
| B. Klas/Sortimen A2                  | M <sup>3</sup>        | 406,87   | 52,23    | 25,32    |
| C. Klas/Sortimen A3                  | M <sup>3</sup>        | 70,42    | 32,97    | -        |
| D. Lain-lainnya                      | M <sup>3</sup>        | -        | -        | -        |
| 03 Kayu Bakar                        |                       |          |          |          |
| A. Kayu Bakar Jati                   | SM                    | 38,33    | 5,88     | 1159     |
| B. Kayu Bakar Rimba                  | SM                    | -        | 0,81     | -        |
| 04 Hasil Hutan Lainnya               |                       |          |          |          |
| A. Arang Hutan                       | Ton                   | -        | -        | -        |
| B. Arang Rakyat                      | Ton                   | -        | -        | -        |
| C. Getah Pinus                       | Ton                   | -        | -        | -        |
| D. Rotan                             | Btg                   | -        | -        | -        |
| E. Kina                              | Kg                    | -        | -        | -        |
| F. Lainnya                           | Ton                   | -        | -        | -        |

Sumber: Perum Perhutani KPH Kendal  
*Source: Forestry Corporation of Kendal*

**Tabel 5.4.2** **Produksi Hasil Hutan Menurut Jenis Produk dalam Lingkup Kerja Perum Perhutani KPH Pekalongan Timur, 2015-2017**  
**Production of Forestry Product by Product Kind by Forestry Corporation of Pekalongan Timur, 2015-2017**

| Jenis Tanaman<br><i>Kind of Tree</i> |                        | Satuan<br><i>Unit</i> | 2015   | 2016   | 2017   |
|--------------------------------------|------------------------|-----------------------|--------|--------|--------|
| (1)                                  |                        | (2)                   | (4)    | (5)    | (6)    |
| 1.                                   | Kayu Jati Pertukangan  |                       |        |        |        |
| A.                                   | Klas/Sortimen A1       | M <sup>3</sup>        | -      | -      | -      |
| B.                                   | Klas/Sortimen A2       | M <sup>3</sup>        | -      | -      | -      |
| C.                                   | Klas/Sortimen A3       | M <sup>3</sup>        | -      | -      | -      |
| D.                                   | Persegi dan KBP        | M <sup>3</sup>        | -      | -      | -      |
| 02                                   | Kayu Rimba Pertukangan |                       |        |        |        |
| A.                                   | Klas/Sortimen A1       | M <sup>3</sup>        | 290,95 | 201,61 | 33,68  |
| B.                                   | Klas/Sortimen A2       | M <sup>3</sup>        | 113,8  | 554,34 | 33,24  |
| C.                                   | Klas/Sortimen A3       | M <sup>3</sup>        | 4,22   | 429,11 | 3,86   |
| D.                                   | Lain-lainnya           | M <sup>3</sup>        | -      | -      | -      |
| 03                                   | Kayu Bakar             |                       |        |        |        |
| A.                                   | Kayu Bakar Jati        | SM                    | -      | -      | -      |
| B.                                   | Kayu Bakar Rimba       | SM                    | -      | -      | -      |
| 04                                   | Hasil Hutan Lainnya    |                       |        |        |        |
| A.                                   | Arang Hutan            | Ton                   | -      | -      | -      |
| B.                                   | Arang Rakyat           | Ton                   | -      | -      | -      |
| C.                                   | Getah Pinus            | Ton                   | 820,74 | 602,40 | 560,29 |
| D.                                   | Rotan                  | Btg                   | -      | -      | -      |
| E.                                   | Kina                   | Kg                    | -      | -      | -      |
| 05                                   | Wisata                 |                       |        |        |        |
| A.                                   | Obyek                  | Buah                  | -      | -      | 4      |
| B.                                   | Pendapatan             | 000 Rp                | -      | -      | 70 090 |
| C.                                   | Luas                   | Ha                    | -      | -      | 17,40  |

Sumber: Perum Perhutani KPH Pekalongan Timur  
 Source: Forestry Corporation of Pekalongan Timur

5.5 PETERNAKAN/*HUSBANDRY SERVICE*

**Tabel 5.5.1** Populasi Ternak Besar/Kecil Menurut Kecamatan di Kabupaten Batang, 2017  
*Population of Livestock Big/Small by Subdistrict in Batang Regency, 2017*

| Kecamatan<br><i>Subdistrict</i> | Sapi<br>Perah<br><i>Dairy<br/>Cow</i> | Sapi<br>Potong<br><i>Beef<br/>Cattle</i> | Kerbau<br><i>Buffalo</i> | Kambing<br><i>Goat</i> | Kuda<br><i>Horse</i> | Domba<br><i>Sheep</i> | Babi<br><i>Pig</i> |       |
|---------------------------------|---------------------------------------|--|--------------------------|------------------------|----------------------|-----------------------|--------------------|-------|
| (1)                             | (2)                                   | (3)                                      | (4)                      | (5)                    | (6)                  | (7)                   | (8)                |       |
| 01 Wonotunggal                  | 4                                     | 643                                      | 142                      | 5 069                  | 3                    | 1 566                 | -                  |       |
| 02 Bandar                       | 2                                     | 2 299                                    | 106                      | 4 860                  | 5                    | 2 645                 | -                  |       |
| 03 Blado                        | 5                                     | 2 557                                    | 59                       | 7 696                  | -                    | 3 616                 | -                  |       |
| 04 Reban                        | -                                     | 3 747                                    | 38                       | 4 675                  | -                    | 1 360                 | -                  |       |
| 05 Bawang                       | 5                                     | 3 628                                    | 13                       | 7 408                  | -                    | 3 464                 | -                  |       |
| 06 Tersono                      | 15                                    | 1 847                                    | 86                       | 6 997                  | 6                    | 3 357                 | -                  |       |
| 07 Gringsing                    | 6                                     | 215                                      | 107                      | 5 016                  | 15                   | 1 634                 | -                  |       |
| 08 Limpung                      | 3                                     | 925                                      | 124                      | 4 601                  | 7                    | 2 184                 | -                  |       |
| 09 Banyuputih                   | -                                     | 479                                      | 16                       | 3 934                  | 5                    | 1 609                 | -                  |       |
| 10 Subah                        | 2                                     | 577                                      | 364                      | 7 886                  | 5                    | 3 371                 | -                  |       |
| 11 Pecalungan                   | 26                                    | 2 085                                    | 27                       | 6 415                  | -                    | 2 156                 | -                  |       |
| 12 Tulis                        | 1                                     | 339                                      | 131                      | 3 391                  | 12                   | 1 501                 | 5 800              |       |
| 13 Kandeman                     | -                                     | 437                                      | 119                      | 3 189                  | 9                    | 1 464                 | -                  |       |
| 14 Batang                       | 22                                    | 718                                      | 36                       | 2 167                  | 20                   | 1 296                 | -                  |       |
| 15 Warungasem                   | 5                                     | 489                                      | 35                       | 7 286                  | 5                    | 1 546                 | -                  |       |
| Jumlah/ <i>Total</i>            | 2017                                  | 96                                       | 20 985                   | 1 403                  | 80 590               | 92                    | 32 769             | 5 800 |
|                                 | 2016                                  | 122                                      | 20 002                   | 1 518                  | 80 090               | 92                    | 33 519             | 5 800 |
|                                 | 2015                                  | 135                                      | 19 021                   | 1 523                  | 78 871               | 91                    | 32 659             | 5 800 |
|                                 | 2014                                  | 133                                      | 17 929                   | 1 413                  | 76 759               | 91                    | 29 180             | 5 800 |

Sumber: Dinas Kelautan Perikanan dan Peternakan  
*Source: Service of Marine Fisheries and Livestock*

**Tabel 5.5.2 Populasi Unggas Menurut Kecamatan di Kabupaten Batang, 2017**  
**Table Population of Poultry by Subdistrict in Batang Regency, 2017**

|    | Kecamatan<br><i>Subdistrict</i> | Ayam Buras<br><i>Village Hen</i> | Ayam Ras<br><i>Improved Hen</i> | Itik<br><i>Duck</i> | Angsa<br><i>Goose</i> |       |
|----|---------------------------------|----------------------------------|---------------------------------|---------------------|-----------------------|-------|
|    | (1)                             | (2)                              | (3)                             | (4)                 | (5)                   |       |
| 01 | Wonotunggal                     | 47 780                           | 423 931                         | 5 872               | 129                   |       |
| 02 | Bandar                          | 68 804                           | 510 514                         | 4 456               | 138                   |       |
| 03 | Blado                           | 50 588                           | 708 929                         | 1 948               | 182                   |       |
| 04 | Reban                           | 57 881                           | 1 083 929                       | 1 528               | 237                   |       |
| 05 | Bawang                          | 59 446                           | 888 929                         | 1 448               | 703                   |       |
| 06 | Tersono                         | 52 799                           | 1 064 329                       | 7 048               | 347                   |       |
| 07 | Gringsing                       | 74 803                           | 1 298 929                       | 22 948              | 332                   |       |
| 08 | Limpung                         | 48 855                           | 1 498 929                       | 948                 | 307                   |       |
| 09 | Banyuputih                      | 37 790                           | 1 532 929                       | 6 305               | 237                   |       |
| 10 | Subah                           | 43 824                           | 1 308 929                       | 5 858               | 307                   |       |
| 11 | Pecalungan                      | 53 205                           | 1 053 929                       | 1 748               | 162                   |       |
| 12 | Tulis                           | 43 844                           | 703 929                         | 7 598               | 204                   |       |
| 13 | Kandeman                        | 39 794                           | 503 929                         | 9 533               | 117                   |       |
| 14 | Batang                          | 32 750                           | 1 095 929                       | 19 023              | 122                   |       |
| 15 | Warungasem                      | 45 744                           | 512 929                         | 18 118              | 204                   |       |
|    | Jumlah/ <i>Total</i>            | 2017                             | 757 907                         | 14 190 922          | 114 379               | 3 728 |
|    |                                 | 2016                             | 777 902                         | 13 040 922          | 113 679               | 3 828 |
|    |                                 | 2015                             | 567 902                         | 12 121 000          | 106 899               | 3 729 |
|    |                                 | 2014                             | 567 872                         | 11 117 985          | 106 960               | 3 718 |

Sumber: Dinas Kelautan Perikanan dan Peternakan  
 Source: Service of Marine Fisheries and Livestock

**Tabel 5.5.3 Banyaknya Pemotongan Ternak di Rumah Potong Hewan Menurut Bulan di Kabupaten Batang, Tahun 2017**  
***Number of Cattle Slaughtered at Slaughtered House by Month in Batang Regency, 2017***

| Bulan<br><i>Month</i> | Sapi<br>Perah<br><i>Dairy<br/>Cow</i> | Sapi<br>Potong<br><i>Beef<br/>Cattle</i> | Kerbau<br><i>Buffalo</i> | Kambing<br><i>Goat</i> | Domba<br><i>Sheep</i> | Babi<br><i>Pig</i> |   |
|-----------------------|---------------------------------------|--|--------------------------|------------------------|-----------------------|--------------------|---|
| (1)                   | (2)                                   | (3)                                      | (4)                      | (5)                    | (6)                   | (7)                |   |
| 01 Januari            | -                                     | 329                                      | -                        | 19                     | 5                     | -                  |   |
| 02 Februari           | -                                     | 314                                      | -                        | 16                     | 4                     | -                  |   |
| 03 Maret              | -                                     | 422                                      | -                        | 17                     | 6                     | -                  |   |
| 04 April              | -                                     | 345                                      | -                        | 17                     | 5                     | -                  |   |
| 05 Mei                | -                                     | 372                                      | -                        | 18                     | 5                     | -                  |   |
| 06 Juni               | -                                     | 237                                      | -                        | 20                     | 6                     | -                  |   |
| 07 Juli               | -                                     | 590                                      | -                        | 21                     | 8                     | -                  |   |
| 08 Agustus            | -                                     | 300                                      | -                        | 25                     | 5                     | -                  |   |
| 09 September          | -                                     | 230                                      | -                        | 18                     | 6                     | -                  |   |
| 10 Oktober            | -                                     | 662                                      | -                        | 19                     | 6                     | -                  |   |
| 11 November           | -                                     | 523                                      | -                        | 20                     | 6                     | -                  |   |
| 12 Desember           | -                                     | 477                                      | -                        | 22                     | 7                     | -                  |   |
| Jumlah/ <i>Total</i>  | 2017                                  | -  | 4 801                    | -                      | 232                   | 69                 | - |
|                       | 2016                                  | -  | 4 788                    | -                      | 362                   | -                  | - |
|                       | 2015                                  | -  | 4 790                    | -                      | 297                   | 115                | - |
|                       | 2014                                  | -  | 4 417                    | 26                     | 487                   | 209                | - |

Sumber: Dinas Kelautan Perikanan dan Peternakan  
*Source: Service of Marine Fisheries and Livestock*

**Tabel 5.5.4 Banyaknya Pemotongan Ternak di Luar Rumah Potong Hewan Menurut Bulan di Kabupaten Batang, 2017**  
**Number of Cattle Slaughtered at Non Slaughtered House by Month in Batang Regency, 2017**

|              | Bulan<br><i>Month</i> | Sapi<br>Perah<br><i>Dairy<br/>Cow</i> | Sapi<br>Potong<br><i>Beef<br/>Cattle</i> | Kerbau<br><i>Buffalo</i> | Kambing<br><i>Goat</i> | Domba<br><i>Sheep</i> | Babi<br><i>Pig</i> |
|--------------|-----------------------|---------------------------------------|--|--------------------------|------------------------|-----------------------|--------------------|
|              | (1)                   | (2)                                   | (3)                                      | (4)                      | (5)                    | (6)                   | (7)                |
| 01           | Januari               | -                                     | -  | -                        | 129                    | 3                     | -                  |
| 02           | Februari              | -                                     | -  | -                        | 118                    | 2                     | -                  |
| 03           | Maret                 | -                                     | -  | -                        | 115                    | 3                     | -                  |
| 04           | April                 | -                                     | -  | -                        | 117                    | 2                     | -                  |
| 05           | Mei                   | -                                     | -  | -                        | 119                    | 2                     | -                  |
| 06           | Juni                  | -                                     | -  | -                        | 135                    | 4                     | -                  |
| 07           | Juli                  | -                                     | -  | -                        | 169                    | 2                     | -                  |
| 08           | Agustus               | -                                     | -  | -                        | 178                    | 5                     | -                  |
| 09           | September             | -                                     | -  | -                        | 891                    | 41                    | -                  |
| 10           | Oktober               | -                                     | -  | -                        | 112                    | 5                     | -                  |
| 11           | November              | -                                     | -  | -                        | 119                    | 3                     | -                  |
| 12           | Desember              | -                                     | -  | -                        | 170                    | 3                     | -                  |
| Jumlah/Total | 2017                  | -                                     | -  | -                        | 2 372                  | 75                    | -                  |
|              | 2016                  | -                                     | -  | 5                        | 3 276                  | 69                    | -                  |
|              | 2015                  | -                                     | 1 218                                    | 3                        | 2 373                  | 782                   | -                  |
|              | 2014                  | -                                     | -  | -                        | 2 184                  | 838                   | -                  |

Sumber: Dinas Kelautan Perikanan dan Peternakan  
 Source: Service of Marine Fisheries and Livestock

**Tabel 5.5.5 Perkiraan Pematongan Ternak Yang Tidak Tercatat Menurut Bulan di Kabupaten Batang, Tahun 2017**  
**Estimate Number of Cattle Slaughtered Non Registered by Month in Batang Regency, 2017**

| Bulan<br><i>Month</i> | Sapi<br>Perah<br><i>Dairy<br/>Cow</i> | Sapi<br>Potong<br><i>Beef<br/>Cattle</i> | Kerbau<br><i>Buffalo</i> | Kambing<br><i>Goat</i> | Domba<br><i>Sheep</i> | Babi<br><i>Pig</i> |   |
|-----------------------|---------------------------------------|--|--------------------------|------------------------|-----------------------|--------------------|---|
| (1)                   | (2)                                   | (3)                                      | (4)                      | (5)                    | (6)                   | (7)                |   |
| 01 Januari            | -                                     | -  | -                        | -                      | -                     | -                  |   |
| 02 Februari           | -                                     | -  | -                        | -                      | -                     | -                  |   |
| 03 Maret              | -                                     | -  | -                        | -                      | -                     | -                  |   |
| 04 Qapril             | -                                     | -  | -                        | -                      | -                     | -                  |   |
| 05 Mei                | -                                     | -  | -                        | -                      | -                     | -                  |   |
| 06 Juni               | -                                     | -  | -                        | -                      | -                     | -                  |   |
| 07 Juli               | -                                     | -  | -                        | -                      | -                     | -                  |   |
| 08 Agustus            | -                                     | -  | -                        | -                      | -                     | -                  |   |
| 09 September          | -                                     | 1 355                                    | -                        | 8 741                  | 1 594                 | -                  |   |
| 10 Oktober            | -                                     | -  | -                        | -                      | -                     | -                  |   |
| 11 November           | -                                     | -  | -                        | -                      | -                     | -                  |   |
| 12 Desember           | -                                     | -  | -                        | -                      | -                     | -                  |   |
| Jumlah/ <i>Total</i>  | 2017                                  | -  | 1 355                    | -                      | 8 741                 | 1 594              | - |
|                       | 2016                                  | -  | 1 076                    | -                      | 7 945                 | 1 714              | - |
|                       | 2015                                  | -  | -                        | 30                     | 7 865                 | 1 714              | - |
|                       | 2014                                  | -  | 1 571                    | 4                      | 7 799                 | 1 554              | - |

Sumber: Dinas Kelautan Perikanan dan Peternakan  
*Source: Service of Marine Fisheries and Livestock*

**Tabel 5.5.6** **Produksi Telur dan Susu Menurut Bulan di Kabupaten Batang, 2017**  
**Production of Egg and Milk by Month in Batang Regency, 2017**

| Bulan<br>Month | Telur (Butir)/Egg (Grain)   |                                 |              | Susu (Liter)/Milk (Liter)                        |   |                 |
|----------------|-----------------------------|---------------------------------|--------------|--|---|-----------------|
|                | Ayam Ras<br>Improved<br>Hen | Ayam<br>Buras<br>Village<br>Hen | Itik<br>Duck | Sapi Perah<br>Perusahaan<br>Company<br>Dairy Cow | Sapi Perah<br>Rakyat<br>Public Dairy<br>Cow | Kambing<br>Goat |
| (1)            | (2)                         | (3)                             | (4)          | (5)  | (6)   | (7)             |
| 01 Januari     | 10 304 462                  | 812 193                         | 823 601      | -  | 7 049                                       | -               |
| 02 Februari    | 10 136 842                  | 794 775                         | 786 256      | -  | 8 313                                       | -               |
| 03 Maret       | 10 982 541                  | 833 114                         | 821 109      | -  | 7 020                                       | -               |
| 04 April       | 10 313 081                  | 773 074                         | 799 399      | -  | 7 020                                       | -               |
| 05 Mei         | 11 427 575                  | 806 852                         | 849 813      | -  | 6 909                                       | -               |
| 06 Juni        | 10 851 377                  | 872 974                         | 852 556      | -  | 7 040                                       | -               |
| 07 Juli        | 11 007 658                  | 773 812                         | 800 283      | -  | 7 633                                       | -               |
| 08 Agustus     | 11 013 081                  | 1 052 314                       | 788 908      | -  | 7 029                                       | -               |
| 09 September   | 10 036 958                  | 733 411                         | 808 824      | -  | 7 423                                       | -               |
| 10 Oktober     | 9 096 042                   | 729 034                         | 813 556      | -  | 8 027                                       | -               |
| 11 November    | 1 040 057                   | 746 454                         | 566 699      | -  | 7 522                                       | -               |
| 12 Desember    | 10 324 816                  | 872 993                         | 578 168      | -  | 6 515                                       | -               |
| Jumlah/Total   | 2017 116 534 490            | 9 801 000                       | 9 289 172    | -  | 87 500                                      | -               |
|                | 2016 121 138 719            | 9 872 360                       | 9 289 202    | -  | 101 510                                     | -               |
|                | 2015 94 942 790             | 7 353 960                       | 8 917 675    | -  | 103 710                                     | -               |
|                | 2014 96 642 450             | 7 353 560                       | 8 917 415    | -  | 105 413                                     | -               |

Sumber: Dinas Kelautan Perikanan dan Peternakan  
 Source: Service of Marine Fisheries and Livestock



**Tabel 5.5.7 Jumlah Inseminasi Buatan (IB), Akseptor dan Kelahiran Ternak Menurut Bulan di Kabupaten Batang, 2017**  
**Number of Artificial Insemination, Acceptor and Birth of Cattle by Month in Batang Regency, 2017**

| Bulan<br><i>Month</i> | Elite Bull Simental |          |                            |                         |                        |       |
|-----------------------|---------------------|----------|----------------------------|-------------------------|------------------------|-------|
|                       | IB                  | Akseptor | Jantan<br><i>Masculine</i> | Betina<br><i>Female</i> | Jumlah<br><i>Total</i> |       |
| (1)                   | (2)                 | (3)      | (4)                        | (5)                     | (6)                    |       |
| 01 Januari            | 1 435               | 897      | 197                        | 288                     | 485                    |       |
| 02 Februari           | 860                 | 538      | 185                        | 291                     | 476                    |       |
| 03 Maret              | 939                 | 587      | 196                        | 294                     | 490                    |       |
| 04 April              | 603                 | 377      | 181                        | 282                     | 463                    |       |
| 05 Mei                | 918                 | 574      | 178                        | 262                     | 440                    |       |
| 06 Juni               | 705                 | 441      | 199                        | 246                     | 445                    |       |
| 07 Juli               | 968                 | 605      | 184                        | 251                     | 435                    |       |
| 08 Agustus            | 1 041               | 651      | 183                        | 219                     | 402                    |       |
| 09 September          | 1 078               | 674      | 174                        | 226                     | 400                    |       |
| 10 Oktober            | 1 096               | 685      | 190                        | 241                     | 431                    |       |
| 11 November           | 1 133               | 708      | 187                        | 253                     | 440                    |       |
| 12 Desember           | 545                 | 341      | 174                        | 226                     | 400                    |       |
| Jumlah/ <i>Total</i>  | 2017                | 11 321   | 7 076                      | 2 228                   | 3 079                  | 5 307 |
|                       | 2016                | 8 811    | 7 751                      | 2 514                   | 3 079                  | 5 593 |
|                       | 2015                | 11 328   | 9 936                      | 2 955                   | 3 119                  | 6 073 |

**Tabel 5.5.7 Lanjutan**  
**Table Continued**

| Bulan<br>Month | American Brahman |          |                     |                  |                 |   |
|----------------|------------------|----------|---------------------|------------------|-----------------|---|
|                | IB               | Akseptor | Jantan<br>Masculine | Betina<br>Female | Jumlah<br>Total |   |
| (1)            | (7)              | (8)      | (9)                 | (10)             | (11)            |   |
| 01 Januari     | -                | -        | -                   | -                | -               |   |
| 02 Februari    | -                | -        | -                   | -                | -               |   |
| 03 Maret       | -                | -        | -                   | -                | -               |   |
| 04 April       | -                | -        | -                   | -                | -               |   |
| 05 Mei         | -                | -        | -                   | -                | -               |   |
| 06 Juni        | -                | -        | -                   | -                | -               |   |
| 07 Juli        | -                | -        | -                   | -                | -               |   |
| 08 Agustus     | -                | -        | -                   | -                | -               |   |
| 09 September   | -                | -        | -                   | -                | -               |   |
| 10 Oktober     | -                | -        | -                   | -                | -               |   |
| 11 November    | -                | -        | -                   | -                | -               |   |
| 12 Desember    | -                | -        | -                   | -                | -               |   |
| Jumlah/Total   | 2017             | -        | -                   | -                | -               |   |
|                | 2016             | -        | 2                   | 3                | 1               | 2 |
|                | 2015             | -        | 2                   | 3                | 1               | 2 |

Sumber: Dinas Kelautan Perikanan dan Peternakan  
Source: Service of Marine Fisheries and Livestock

## 5.6 PERIKANAN/FISHERY SERVICE

**Tabel 5.6.1 Banyaknya Rumah Tangga Perikanan Laut Menurut Jenis Perahu yang Dimiliki di Kabupaten Batang, 2006-2017**  
**Number of Household of Marine Fishery by Boat Properties in Batang Regency, 2006-2017**

| Tahun<br>Year | Tanpa<br>Perahu<br>Without<br>Boat | Perahu<br>Tidak<br>Bermotor<br>Sail Board | Perahu/Kapal Motor<br>Motor Boat     |                                 |                 | Jumlah<br>Total |
|---------------|------------------------------------|---|--------------------------------------|---------------------------------|-----------------|-----------------|
|               |                                    |   | Motor<br>Tempel<br>Out Boat<br>Motor | Kapal<br>Motor<br>Motor<br>Boat | Jumlah<br>Total |                 |
| (1)           | (2)                                | (3)                                       | (4)                                  | (5)                             | (6)             | (7)             |
| 2006          | -                                  | -   | 512                                  | 144                             | 656             | 1 312           |
| 2007          | -                                  | -   | 491                                  | 131                             | 622             | 1 244           |
| 2008          | -                                  | -   | 491                                  | 131                             | 622             | 1 244           |
| 2009          | -                                  | -   | 493                                  | 171                             | 664             | 1 328           |
| 2010          | -                                  | -   | 493                                  | 171                             | 664             | 1 328           |
| 2011          | -                                  | -   | 614                                  | 321                             | 935             | 1 870           |
| 2012          | -                                  | -   | 509                                  | 205                             | 714             | 1 428           |
| 2013          | -                                  | -   | 512                                  | 208                             | 720             | 1 440           |
| 2014          | -                                  | -   | 507                                  | 45                              | 552             | 1 104           |
| 2015          | -                                  | -   | 602                                  | 50                              | 652             | 1 304           |
| 2016          | -                                  | -   | 644                                  | 53                              | 697             | 1 394           |
| 2017          | 15                                 | -   | 658                                  | 62                              | 720             | 1 455           |

Sumber: Dinas Kelautan Perikanan dan Peternakan  
 Source: Service of Marine Fisheries and Livestock

**Tabel 5.6.2 Banyaknya Perahu/Kapal Penangkap Ikan menurut Jenisnya di Kabupaten Batang, 2006-2017**  
**Number of Boat/Trawl by Kind of Boat in Batang Regency, 2006-2017**

| Tahun<br>Year | Tanpa Perahu<br>Without<br>Boat | Perahu<br>Tidak<br>Bermotor<br>Sail Board | Perahu/Kapal Motor<br>Motor Boat        |                                 |                 | Jumlah<br>Total |
|---------------|---------------------------------|---|---|---------------------------------|-----------------|-----------------|
|               |                                 |   | Motor<br>Tempel<br>Out<br>Boat<br>Motor | Kapal<br>Motor<br>Motor<br>Boat | Jumlah<br>Total |                 |
| (1)           | (2)                             | (3)                                       | (4)                                     | (5)                             | (6)             | (7)             |
| 2006          | -                               | -   | 522                                     | 219                             | 741             | 1 482           |
| 2007          | -                               | -   | 509                                     | 201                             | 710             | 1 420           |
| 2008          | -                               | -   | 509                                     | 201                             | 710             | 1 420           |
| 2009          | -                               | -   | 500                                     | 275                             | 775             | 1 550           |
| 2010          | -                               | -   | 500                                     | 275                             | 775             | 1 550           |
| 2011          | -                               | -   | 509                                     | 201                             | 710             | 1 420           |
| 2012          | -                               | -   | 509                                     | 205                             | 714             | 1 428           |
| 2013          | -                               | -   | 526                                     | 204                             | 730             | 1 460           |
| 2014          | -                               | -   | 570                                     | 156                             | 726             | 1 452           |
| 2015          | -                               | -   | 632                                     | 95                              | 727             | 1 454           |
| 2016          | -                               | -   | 676                                     | 101                             | 775             | 1 552           |
| 2017          | -                               | -   | 696                                     | 136                             | 832             | 1 664           |

Sumber: Dinas Kelautan Perikanan dan Peternakan  
 Source: Service of Marine Fisheries and Livestock

**Tabel 5.6.3** **Produksi dan Nilai Produksi Perikanan Laut di Kabupaten Batang, 2016-2017**  
**Production and Production Value of Land Fishery in Batang Regency, 2016-2017**

| Jenis Ikan<br><i>Kind of Fish</i> | 2016                                  |                                   | 2017                                  |                                   |
|-----------------------------------|---------------------------------------|-----------------------------------|---------------------------------------|-----------------------------------|
|                                   | Produksi<br><i>Production</i><br>(Kw) | Nilai<br><i>Value</i><br>(000 Rp) | Produksi<br><i>Production</i><br>(Kw) | Nilai<br><i>Value</i><br>(000 Rp) |
| (1)                               | (2)                                   | (3)                               | (4)                                   | (5)                               |
| 01 Layang                         | 22 342                                | 14 176 623                        | 17 580                                | 11 737 180                        |
| 02 Bawal                          | 6 180                                 | 7 730 782                         | 13 666                                | 17 872 030                        |
| 03 Kembung                        | 15 870                                | 7 913 378                         | 19 302                                | 8 966 880                         |
| 04 Selar                          | 13 177                                | 4 031 632                         | 15 765                                | 4 771 080                         |
| 05 Tembang/Jui                    | 32 736                                | 3 825 368                         | 32 944                                | 3 808 610                         |
| 06 Udang                          | 1 708                                 | 5 091 798                         | 2 332                                 | 8 179 130                         |
| 07 Pirik                          | -                                     | -                                 | -                                     | -                                 |
| 08 Teri                           | -                                     | -                                 | -                                     | -                                 |
| 09 Tongkol                        | 9 851                                 | 9 445 725                         | 13 203                                | 11 744 420                        |
| 10 Lemuru                         | 9 505                                 | 2 263 018                         | 13 973                                | 3 128 470                         |
| 11 Tengiri                        | 11 959                                | 12 786 222                        | 16 776                                | 17 094 240                        |
| 12 Layur                          | 1 040                                 | 554 110                           | 1 311                                 | 696 870                           |
| 13 Remang                         | 995                                   | 1 208 405                         | 889                                   | 1 084 570                         |
| 14 Tigowojo                       | 8 546                                 | 7 305 725                         | 7 452                                 | 6 504 690                         |
| 15 Kuniran                        | 34 417                                | 10 428 659                        | 31 363                                | 9 580 850                         |
| 16 Petek                          | 3 261                                 | 1 067 266                         | 3 471                                 | 1 120 000                         |
| <i>Sub Jumlah/Sub Total</i>       | 171 587                               | 87 828 711                        | 190 027                               | 106 289 020                       |

**Tabel 5.6.3 Lanjutan**  
**Table Continued**

| Jenis Ikan<br><i>Kind of Fish</i> | 2016                                  |                                   | 2017                                  |                                   |
|-----------------------------------|---------------------------------------|-----------------------------------|---------------------------------------|-----------------------------------|
|                                   | Produksi<br><i>Production</i><br>(Kw) | Nilai<br><i>Value</i><br>(000 Rp) | Produksi<br><i>Production</i><br>(Kw) | Nilai<br><i>Value</i><br>(000 Rp) |
| (1)                               | (2)                                   | (3)                               | (4)                                   | (5)                               |
| 17 Manyung                        | 446                                   | 369 225                           | 420                                   | 344 960                           |
| 18 Songot                         | 242                                   | 114 640                           | 370                                   | 164 160                           |
| 19 Cucut                          | 580                                   | 372 547                           | 507                                   | 329 625                           |
| 20 Pari/Pe                        | 3 261                                 | 1 067 266                         | 11 008                                | 4 844 580                         |
| 21 Sriping                        | 214                                   | 114 383                           | 148                                   | 78 500                            |
| 22 Kuro/Laosan                    | 522                                   | 262 027                           | 563                                   | 272 760                           |
| 23 Kadalan/Beloso                 | 4 666                                 | 1 299 890                         | 6 487                                 | 1 717 680                         |
| 24 Bambang                        | 551                                   | 1 250 456                         | 547                                   | 1 251 850                         |
| 25 Cumi-cumi                      | 10 161                                | 19 244 741                        | 11 391                                | 20 055 337                        |
| 26 Belanak                        | 3 645                                 | 2 236 610                         | 3 889                                 | 2 326 610                         |
| 27 Rajungan                       | 485                                   | 1 921 720                         | 1 063                                 | 4 034 500                         |
| 28 Ubur-ubur                      | -                                     | -                                 | -                                     | -                                 |
| 29 Kapasan                        | 35 839                                | 9 510 513                         | 32 339                                | 8 562 980                         |
| 30 Kerapu                         | 97                                    | 124 521                           | 80                                    | 103 025                           |
| 31 Kakap                          | 42                                    | 52 088                            | 45                                    | 55 734                            |
| 32 Ikan Lainnya                   | 42 953                                | 7 057 891                         | 42 493                                | 6 097 990                         |
| <i>Sub Jumlah/Sub Total</i>       | 103 704                               | 44 998 518                        | 111 350                               | 50 240 291                        |
| <i>Jumlah/Total</i>               | 275 291                               | 132 827 229                       | 301 377                               | 156 529 311                       |

Sumber: Dinas Kelautan Perikanan dan Peternakan  
*Source: Service of Marine Fisheries and Livestock*

**Tabel 5.6.4** **Produksi dan Nilai Produksi Perikanan Darat di Kabupaten Batang, 2016-2017**  
**Production and Production Value of Land Fishery in Batang Regency, 2016-2017**

| Jenis Ikan<br><i>Kind of Fish</i> | 2016                                  |                                   | 2017                                  |                                   |
|-----------------------------------|---------------------------------------|-----------------------------------|---------------------------------------|-----------------------------------|
|                                   | Produksi<br><i>Production</i><br>(Kw) | Nilai<br><i>Value</i><br>(000 Rp) | Produksi<br><i>Production</i><br>(Kw) | Nilai<br><i>Value</i><br>(000 Rp) |
| (1)                               | (2)                                   | (3)                               | (4)                                   | (5)                               |
| <b>A. Ikan Kolam</b>              |                                       |                                   |                                       |                                   |
| 1 Mas                             | 198,00                                | 361 672                           | 213,90                                | 391 264                           |
| 2 Tawes                           | 112,00                                | 160 808                           | 107,80                                | 155 705                           |
| 3 Tilapis/Mujair                  | 13,80                                 | 22 509                            | 4,00                                  | 6 400                             |
| 4 Sepat Siam/Nila                 | 1 150,80                              | 1 971 533                         | 1 034,73                              | 1 775 971                         |
| 5 Tambakan/Gurami                 | 89,10                                 | 276 170                           | 92,50                                 | 286 005                           |
| 6 Bawal                           | 307,80                                | 461 770                           | 261,30                                | 391 955                           |
| 7 Lele                            | 11 200,00                             | 17 574 478                        | 11 756,00                             | 18 430 601                        |
| 8 Udang Galah                     | -                                     | -                                 | -                                     | -                                 |
| 9 Ikan Lainnya: Patin             | 237,80                                | 412 317                           | 242,69                                | 420 849                           |
| <b>B. Ikan Tambak</b>             |                                       |                                   |                                       |                                   |
| 10 Kakap                          | -                                     | -                                 | -                                     | -                                 |
| 11 Bandeng                        | 12 994,10                             | 20 274 762                        | 13 626,56                             | 21 254 787                        |
| 12 Belanak                        | -                                     | -                                 | -                                     | -                                 |
| 13 Ikan Lainnya: Patin            | -                                     | -                                 | 3 433,70                              | 4 698 775                         |
| 14 Udang Windu                    | -                                     | -                                 | -                                     | -                                 |
| 15 Udang Putih                    | -                                     | -                                 | -                                     | -                                 |
| 16 Udang Lainnya/Vanan            | 108,30                                | 590 306                           | 144,06                                | 785 681                           |
| <b>Jumlah/Total</b>               | <b>26 411,70</b>                      | <b>42 106 325</b>                 | <b>30 917,24</b>                      | <b>48 597 993</b>                 |

Sumber: Dinas Kelautan Perikanan dan Peternakan

Source: Service of Marine Fisheries and Livestock

**Tabel 5.6.5** **Produksi Ikan Menurut Jenis Perikanan dan Kecamatan di Kabupaten Batang, 2017**  
**Table** **Production of Fish by The Fishery and Subdistrict in Batang Regency, 2017**

| Kecamatan<br>Subdistrict | Perikanan Darat/Inland Fishery (Kwintal) |                             |                            |          |
|--------------------------|--|-----------------------------|----------------------------|----------|
|                          | Ikan Tambak<br>Pond Fishery              | Udang Tambak<br>Pond Shrimp | Ikan Sawah<br>Rice Fishery |          |
| (1)                      | (2)                                      | (3)                         | (4)                        |          |
| 01 Wonotunggal           | -  | -                           | -                          |          |
| 02 Bandar                | -  | -                           | -                          |          |
| 03 Blado                 | -  | -                           | -                          |          |
| 04 Reban                 | -  | -                           | -                          |          |
| 05 Bawang                | -  | -                           | -                          |          |
| 06 Tersono               | -  | -                           | -                          |          |
| 07 Gringsing             | 7 629,60                                 | 64,43                       | -                          |          |
| 08 Limpung               | -  | -                           | -                          |          |
| 09 Banyuputih            | -  | -                           | -                          |          |
| 10 Subah                 | 8,60                                     | -                           | -                          |          |
| 11 Pecalungan            | -  | -                           | -                          |          |
| 12 Tulis                 | 7,80                                     | -                           | -                          |          |
| 13 Kandeman              | 4 572,15                                 | 51,00                       | -                          |          |
| 14 Batang                | 2 064,29                                 | 28,67                       | -                          |          |
| 15 Warungasem            | -  | -                           | -                          |          |
| Jumlah/Total             | 2017                                     | 14 282,44                   | 144,10                     | -        |
|                          | 2016                                     | 16 354,10                   | 10,80                      | -        |
|                          | 2015                                     | 1 481,00                    | 9,00                       | 1 490,00 |
|                          | 2014                                     | 1 186,00                    | -                          | -        |



**Tabel 5.6.5 Lanjutan**  
**Table Continued**

| Perikanan Darat/ <i>Inland Fishery</i> (Kwintal) |  |                                    |   |                        |
|--|--|------------------------------------|---|------------------------|
| Kecamatan<br><i>Subdistrict</i>                  | Ikan Kolam<br><i>Fresh Water<br/>Fishery<br/>Fishery</i> | Karamba<br><i>Cage<br/>Fishery</i> | Perairan<br>Umum<br><i>Open<br/>Water<br/>Fishery</i> | Jumlah<br><i>Total</i> |
| (1)  | (5)  | (6)                                | (7)   | (8)                    |
| 01 Wonotunggal                                   | 959,90   | -                                  | -   | 959,90                 |
| 02 Bandar  | 1 645,55   | -                                  | -   | 1 645,55               |
| 03 Blado   | 959,90   | -                                  | -   | 959,90                 |
| 04 Reban   | 685,65   | -                                  | -   | 685,65                 |
| 05 Bawang  | 1 508,42   | -                                  | -   | 1 508,42               |
| 06 Tersono                                       | 1 645,55   | -                                  | -   | 1 645,55               |
| 07 Gringsing                                     | 548,52   | -                                  | -   | 8 242,55               |
| 08 Limpung                                       | 1 234,16   | -                                  | -   | 1 234,16               |
| 09 Banyuputih                                    | 137,13   | -                                  | -   | 137,13                 |
| 10 Subah   | 959,90   | -                                  | -   | 968,50                 |
| 11 Pecalungan                                    | 1 097,03   | -                                  | -   | 1 097,03               |
| 12 Tulis   | 1 371,29   | -                                  | -   | 1 379,09               |
| 13 Kandeman                                      | 411,39   | -                                  | -   | 5 034,54               |
| 14 Batang  | 137,13   | -                                  | -   | 2 230,09               |
| 15 Warungasem                                    | 411,39   | -                                  | -   | 411,39                 |
| Jumlah/ <i>Total</i>                             | 2017 13 712,92   | -                                  | -   | 28 139,46              |
|  | 2016 12 940,70   | -                                  | -   | 29 305,60              |
|  | 2015 1 002,00  | -                                  | -   | 1 002,00               |
|  | 2014 637,00  | -                                  | -   | 637,00                 |

Sumber: Dinas Kelautan Perikanan dan Peternakan  
*Source: Service of Marine Fisheries and Livestock*

**Tabel 5.6.6 Nilai Produksi Ikan Menurut Jenis Perikanan dan Kecamatan di Kabupaten Batang, 2017**  
**Value of Production Fish by The Fishery and Subdistrict in Batang Regency, 2017**

| Kecamatan<br><i>Subdistrict</i> | Nilai/Value (000 Rp)               |                                    |                                   |   |
|---------------------------------|------------------------------------|------------------------------------|-----------------------------------|---|
|                                 | Ikan Tambak<br><i>Pond Fishery</i> | Udang Tambak<br><i>Pond Shrimp</i> | Ikan Sawah<br><i>Rice Fishery</i> |   |
| (1)                             | (3)                                | (4)                                | (5)                               |   |
| 01 Wonotunggal                  | -                                  | -                                  | -                                 |   |
| 02 Bandar                       | -                                  | -                                  | -                                 |   |
| 03 Blado                        | -                                  | -                                  | -                                 |   |
| 04 Reban                        | -                                  | -                                  | -                                 |   |
| 05 Bawang                       | -                                  | -                                  | -                                 |   |
| 06 Tersono                      | -                                  | -                                  | -                                 |   |
| 07 Gringsing                    | 11 606 813                         | 351 368                            | -                                 |   |
| 08 Limpung                      | -                                  | -                                  | -                                 |   |
| 09 Banyuputih                   | -                                  | -                                  | -                                 |   |
| 10 Subah                        | 2 224 302                          | -                                  | -                                 |   |
| 11 Pecalungan                   | -                                  | -                                  | -                                 |   |
| 12 Tulis                        | 2 022 093                          | -                                  | -                                 |   |
| 13 Kandeman                     | 156 350                            | 278 131                            | -                                 |   |
| 14 Batang                       | 278 131                            | 156 351                            | -                                 |   |
| 15 Warungasem                   | -                                  | -                                  | -                                 |   |
| Jumlah/ <i>Total</i>            | 2017                               | 16 287 689                         | 785 850                           | - |
|                                 | 2016                               | 23 559 510                         | 590 305                           | - |
|                                 | 2015                               | 6 693 870                          | -                                 | - |
|                                 | 2014                               | -                                  | -                                 | - |

**Tabel** 5.6.6 **Lanjutan**  
**Table** **Continued**

|                          |             | Nilai/Value (000 Rp)                            |                            |   |                 |
|--------------------------|-------------|---|----------------------------|---|-----------------|
| Kecamatan<br>Subdistrict |             | Ikan Kolam<br>Fresh Water<br>Fishery<br>Fishery | Karamba<br>Cage<br>Fishery | Perairan<br>Umum<br>Open Water<br>Fishery | Jumlah<br>Total |
| (1)                      |             | (6)   | (7)                        | (8)                                       | (9)             |
| 01                       | Wonotunggal | 1 530 113                                       | -                          | -   | 1 530 113       |
| 02                       | Bandar      | 2 623 050                                       | -                          | -   | 2 623 050       |
| 03                       | Blado       | 1 530 113                                       | -                          | -   | 1 530 113       |
| 04                       | Reban       | 1 092 938                                       | -                          | -   | 1 092 938       |
| 05                       | Bawang      | 2 404 463                                       | -                          | -   | 2 404 463       |
| 06                       | Tersono     | 2 623 050                                       | -                          | -   | 2 623 050       |
| 07                       | Gringsing   | 874 350   | -                          | -   | 12 832 531      |
| 08                       | Limpung     | 1 967 288                                       | -                          | -   | 1 967 288       |
| 09                       | Banyuputih  | 218 588   | -                          | -   | 218 588         |
| 10                       | Subah       | 1 530 113                                       | -                          | -   | 3 754 415       |
| 11                       | Pecalungan  | 1 748 700                                       | -                          | -   | 1 748 700       |
| 12                       | Tulis       | 2 185 875                                       | -                          | -   | 4 207 968       |
| 13                       | Kandeman    | 655 763   | -                          | -   | 1 090 244       |
| 14                       | Batang      | 218 588   | -                          | -   | 653 069         |
| 15                       | Warungasem  | 655 763   | -                          | -   | 655 763         |
| Jumlah/Total             |             |   |                            |   |                 |
|                          | 2017        | 21 858 750                                      | -                          | -   | 38 932 289      |
|                          | 2016        | 21 241 251                                      | -                          | -   | 45 391 066      |
|                          | 2015        | 17 139 582                                      | -                          | 1 520 670                                 | 18 660 252      |
|                          | 2014        | -   | -                          | 1 593 102                                 | 87 751 261      |

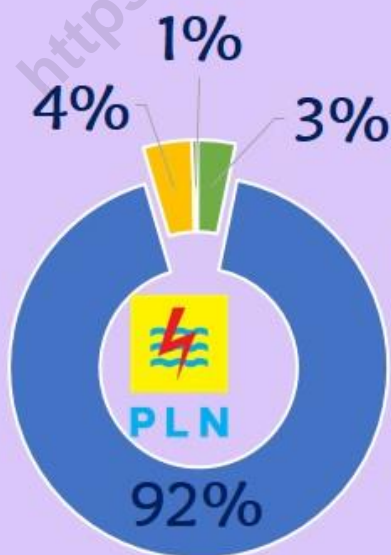
Sumber: Dinas Kelautan Perikanan dan Peternakan  
Source: Service of Marine Fisheries and Livestock



# INDUSTRI, LISTRIK & AIR

## BAB 6

Jumlah  
Industri  
menurut  
Kelompoknya



Jumlah Pelanggan PLN  
Rayon Batang

- Badan Sosial
- Rumah Tangga
- Bisnis
- Industri, Kantor Pemerintahan, Lainnya



**PENJELASAN TEKNIS**

1. **Pelanggan** adalah individu atau kelompok, baik rumah tangga/tempat tinggal, perusahaan atau institusi non profit yang membeli air bersih dari perusahaan air bersih.
2. **Air disalurkan** adalah volume air bersih dari perusahaan air bersih

**TECHNICAL NOTES**

1. **Customers** are individuals or groups, whether household, company or non-profit institutions that buy water supply from water supply establishment.
2. **Distributed water** is the volume of water supply from water supply establishment.

<https://batangkab.bps.go.id>

**ULASAN****DESCRIPTION****1. Listrik**

Kebutuhan energi listrik terus meningkat sejalan dengan roda perekonomian daerah. Jumlah pemakaian listrik selama tahun 2017 yang disalurkan oleh PT PLN Rayon Batang mencapai 439.836.309 Kwh dengan nilai mencapai 444,9 milyar rupiah.

Jumlah pelanggan listrik di Kabupaten Batang pada tahun 2017 mencapai 200.245 pelanggan. Nilai ini lebih besar dari tahun sebelumnya yang hanya 190.055 pelanggan. Sebagian besar pelanggan tersebut merupakan pelanggan dari rumah tangga yang mencapai 92 persen. Delapan persen sisanya merupakan pelanggan bisnis, badan sosial serta pelanggan industri dan lainnya.

**2. Air**

Jumlah total pelanggan PDAM pada tahun 2017 mencapai 44.036 pelanggan. Nilai ini naik sebesar 7 persen dari tahun sebelumnya. Pelanggan PDAM tersebut didominasi oleh pelanggan rumah tangga sebesar 41.904 pelanggan.

**1. Electricity**

*The consumption of electricity is steadily increasing as the regional economy grows. The total electricity sold for the year 2017 is 439,836,309 Kwh with value reach 444.9 billion rupiah.*

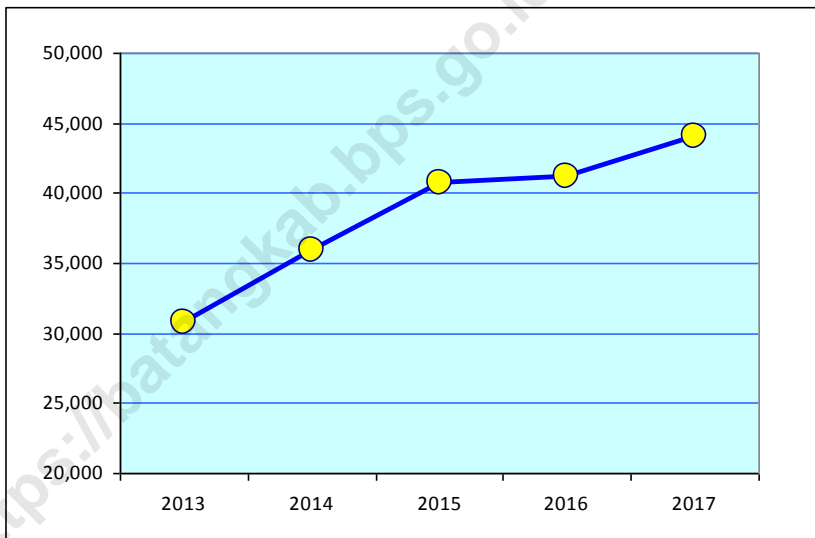
*The number of electricity customers in Batang Regency in 2017 reached 200,245 customers. This value is greater than the previous year which was only 190,055 customers. Most of these customers are customers of households that reach 92 percent. The remaining eight percent are business customers, social entities and industrial customers and others.*

**2. Water**

*The total number of PDAM customers in 2017 reached 44,036 customers. This value increased by 7 percent from the previous year. Customers of these PDAMs are dominated by household customers of 41,904 customers.*

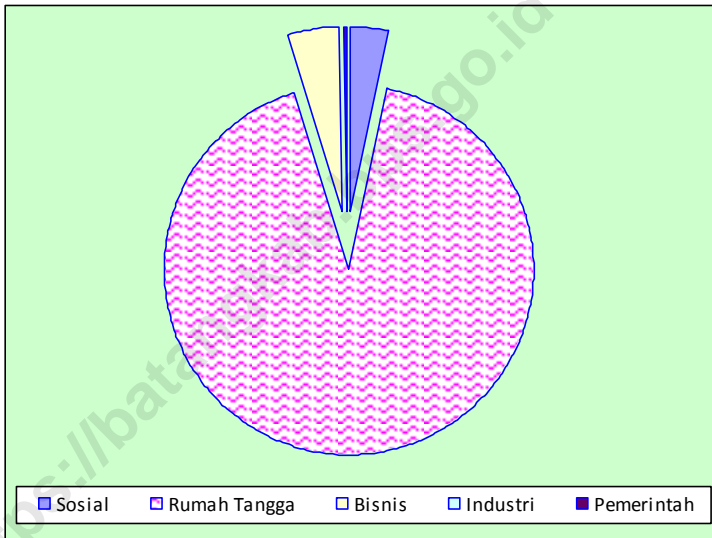


**Gambar 6.1** Banyaknya Pelanggan Perusahaan Daerah Air Minum Kabupaten Batang, 2013-2017  
**Figures** *Number of Costumer Local Drinking Water Company of Batang Regency, 2013-2017*



Sumber : Perusahaan Daerah Air Minum Kabupaten Batang  
Source : *Local Drinking Water Company of Batang Regency*

**Gambar 6.2** Persentase Pelanggan PLN Rayon Batang Menurut Golongan Tarif di Kabupaten Batang, 2017  
**Figures** Percentage of Customer PLN Rayon Batang by Rate Class in Batang Regency, 2017



Sumber : PLN Rayon Batang  
Source : PLN Rayon Batang

## 6.1 INDUSTRI/INDUSTRY

**Tabel 6.1.1 Jumlah Industri yang Masih Aktif, Tenaga Kerja dan Produksi Menurut Jenis Industri di Kabupaten Batang, 2017**  
**Table Number of Industries that are Still Active, Labor and Production by Type of Industry in Batang Regency, 2017**

| Jenis Industri<br><i>Type of Industry</i>                 | Produksi Utama<br><i>Main Production</i> | Industri<br><i>Industries</i> | Tenaga<br>Kerja<br><i>Labor</i> | Produksi/ <i>Production</i> |                        |
|---|--|-------------------------------|---------------------------------|-----------------------------|------------------------|
|   |  |                               |                                 | Satuan<br><i>Unit</i>       | Jumlah<br><i>Total</i> |
| (1)   | (2)                                      | (3)                           | (4)                             | (5)                         | (6)                    |
| <b>A. KELOMPOK INDUSTRI HASIL PERTANIAN DAN KEHUTANAN</b> |  |                               |                                 |                             |                        |
| 01. Susu  | Susu dalam kemasan                       | 3                             | 6                               | Liter                       | 7 200                  |
| 02. Es krim   | Es krim                                  | 15                            | 25                              | Batang                      | 330 000                |
| 03. Pelumatan buah-buahan, sayuran                        | Saos tomat                               | 1                             | 6                               | Kg                          | 6 600                  |
| 04. Pengeringan buah-buahan, sayuran                      | Sale pisang                              | 105                           | 312                             | Kg                          | 196 000                |
| 05. Minyak goreng kelapa                                  | Minyak kelapa                            | 1                             | 3                               | Kg                          | 1 100                  |
| 06. Pengupasan, pembersihan kopi                          | Kopi bubuk                               | 4                             | 12                              | Kg                          | 3 960                  |
| 07. Berbagai macam tepung                                 | Tepung tapioka                           | 32                            | 520                             | Kg                          | 518 400                |
|   | Tepung jagung                            | 3                             | 7                               | Kg                          | 33 000                 |
| 08. Mie   | Mie kering                               | 10                            | 25                              | Kg                          | 66 000                 |
| 09. Roti kering, sejenisnya                               | Kue kering                               | 27                            | 56                              | Kg                          | 9 900                  |
| 10. Gula merah  | Gula kelapa                              | 12                            | 36                              | Kg                          | 7 920                  |
| 11. Sirop   | Sirop                                    | 25                            | 55                              | Liter                       | 115 000                |
| 12. Pengolahan gula lain selain sirop                     | Serbat                                   | 4                             | 6                               | Pak                         | 88 000                 |
| 13. Macam-macam es  | Es mambo, es lilin                       | 10                            | 20                              | Batang                      | 88 000                 |
| 14. Kecap   | Kecap kedelai                            | 3                             | 9                               | Liter                       | 576 000                |
| 15. Tempe   | Tempe kedelai                            | 135                           | 295                             | Kg                          | 1 084 000              |

**Tabel 6.1.1 Lanjutan**  
**Table Continued**

| Jenis Industri<br><i>Type of Industry</i>   | Produksi Utama<br><i>Main Production</i> | Industri<br><i>Industries</i> | Tenaga<br>Kerja<br>Labor | Produksi/ <i>Production</i> |                        |
|---|--|-------------------------------|--------------------------|-----------------------------|------------------------|
|   |  |                               |                          | Satuan<br><i>Unit</i>       | Jumlah<br><i>Total</i> |
| (1)   | (2)                                      | (3)                           | (4)                      | (5)                         | (6)                    |
| 16. Tahu                                    | Tahu kedelai                             | 97                            | 360                      | Kg                          | 2 027 000              |
| 17. Berbagai macam<br>krupuk                | Krupuk                                   | 125                           | 375                      | Kg                          | 2 187 000              |
| 18. Makanan sejenis<br>krupuk               | Rengginang                               | 55                            | 146                      | Kg                          | 16 500                 |
| 19. Kue basah,<br>makanan lainnya           | Kue basah                                | 56                            | 198                      | Kg                          | 42 500                 |
|   | Marning dll                              | 24                            | 72                       | Kg                          | 204 000                |
|   | Sari kelapa                              | 1                             | 3                        | Kg                          | 660                    |
|   | Emping melinjo                           | 5 621                         | 16 868                   | Kg                          | 6 729 000              |
|   | Emping jagung                            | 25                            | 48                       | Kg                          | 75 000                 |
|   | Criping pisang                           | 83                            | 193                      | Kg                          | 515 000                |
|   | Criping ketela                           | 97                            | 236                      | Kg                          | 65 060                 |
|   | Tempe kripik                             | 110                           | 220                      | Kg                          | 32 500                 |
|   | Telur asin                               | 71                            | 161                      | Biji                        | 1 584 000              |
|   | Bandeng presto                           | 10                            | 20                       | Kg                          | 72 500                 |
|   | Kripik singkong                          | 71                            | 256                      | Kg                          | 432 000                |
|   | Kripik sukun                             | 10                            | 20                       | Kg                          | -                      |
|   | Kripik bayam                             | 5                             | 10                       | Kg                          | 2 200                  |
| Kripik paru                                 | 6  | 12                            | Kg                       | 2 640                       |                        |
| Kripik belut                                | 4  | 8                             | Kg                       | 2 200                       |                        |
| Kripik tales                                | 5  | 10                            | Kg                       | 2 750                       |                        |
| 20. Rokok                                   | Rokok kretek                             | 1                             | 550                      | Batang                      | 13 750                 |
| 21. Penggergajian<br>kayu                   | Kayu gergaji                             | 85                            | 420                      | M3                          | 93 500                 |
| 22. Moulding,<br>komponen bahan<br>bangunan | Kusen, daun pintu                        | 93                            | 249                      | Buah                        | 40 920                 |

**Tabel 6.1.1 Lanjutan**  
**Table Continued**

| Jenis Industri<br><i>Type of Industry</i>      | Produksi Utama<br><i>Main Production</i> | Industri<br><i>Industries</i> | Tenaga<br>Kerja<br><i>Labor</i> | Produksi/ <i>Production</i> |                        |
|--|--|-------------------------------|---------------------------------|-----------------------------|------------------------|
|  |  |                               |                                 | Satuan<br><i>Unit</i>       | Jumlah<br><i>Total</i> |
| (1)  | (2)                                      | (3)                           | (4)                             | (5)                         | (6)                    |
| 23. Peti dari kayu<br>kecuali peti mati        | Peti kemasan                             | 81                            | 162                             | Buah                        | 1 782 000              |
| 24. Perabot dan<br>kelengkapan rt<br>dari kayu | Mebel                                    | 198                           | 718                             | Stel                        | 46 494                 |
| 25. Pembuatan<br>bagian mobil                  | Bak truk                                 | 30                            | 158                             | Buah                        | 1 586                  |
| 26. Anyaman bambu                              | Dunak, keping, lampit                    | 189                           | 378                             | Buah                        | 3 996 000              |
| 27. Barang lain dari<br>kayu                   | Bubut kayu                               | 3                             | 9                               | Buah                        | 6 900                  |
| 28. Percetakan                                 | Percetakan                               | 98                            | 396                             | M2                          | 16 800 000             |
|  | Fotocopy                                 | 256                           | 265                             | Lembar                      | 42 000 000             |
|  | Sablon                                   | 67                            | 170                             | Lembar                      | 1 474 000              |
| <b>B. KELOMPOK INDUSTRI ANEKA</b>              |  |                               |                                 |                             |                        |
| 29. Pertenunan                                 | Selendang tenun                          | 12                            | 585                             | Buah                        | 95 000                 |
| 30. Batik                                      | Kain batik                               | 85                            | 196                             | Meter                       | 64 000                 |
| 31. Barang textile jadi<br>kecuali pakaian     | Taplak meja sulaman                      | 7                             | 14                              | Buah                        | 4 620                  |
| 32. Kapuk                                      | Pengodol kapuk                           | 7                             | 18                              | Buah                        | 15 400                 |
| 33. Pakaian jadi                               | Pakaian                                  | 136                           | 750                             | Kg                          | 1 850 000              |
| 34. Barang jadi kulit                          | Wayang                                   | 16                            | 48                              | Stel                        | 21 120                 |
| 35. Alas kaki untuk<br>sehari-hari             | Sepatu                                   | 7                             | 20                              | Buah                        | 20 000                 |
| 36. Alat musik non<br>tradisional              | Gitar                                    | 2                             | 6                               | Buah                        | 110                    |

**Tabel 6.1.1 Lanjutan**  
**Table Continued**

| Jenis Industri<br><i>Type of Industry</i>          | Produksi Utama<br><i>Main Production</i> | Industri<br><i>Industries</i> | Tenaga<br>Kerja<br><i>Labor</i> | Produksi/ <i>Production</i> |                        |
|--|--|-------------------------------|---------------------------------|-----------------------------|------------------------|
|  |  |                               |                                 | Satuan<br><i>Unit</i>       | Jumlah<br><i>Total</i> |
| (1)  | (2)                                      | (3)                           | (4)                             | (5)                         | (6)                    |
| <b>C. KELOMPOK INDUSTRI LOGAM, MESIN DAN KIMIA</b> |  |                               |                                 |                             |                        |
| 37. Pupuk alami                                    | Pupuk kompos                             | 3                             | 8                               | Kg                          | 1 480                  |
|  | Pupuk cair                               | 3                             | 8                               | Liter                       | 1 320                  |
| 38. Barang kimia lainnya                           | Garam                                    | 1                             | 5                               | Kg                          | 2 200                  |
| 39. Vulkanisir ban                                 | Jasa vulkanisir                          | 3                             | 10                              | Buah                        | 1 980                  |
| 40. Barang plastik lainnya                         | Kantong plastik                          | 2                             | 12                              | Kg                          | 4 400                  |
| 41. Barang dari semen                              | Ubin semen                               | 15                            | 35                              | M3                          | 165 000                |
| 42. Batu bata tanah liat                           | Batu bata                                | 339                           | 1 195                           | Rb buah                     | 155 650                |
| 43. Alat pertanian dari logam                      | Cangkul, sabit, pisau                    | 38                            | 152                             | Kg                          | 71 400                 |
| 44. Alat dapur aluminium                           | Dandang                                  | 18                            | 64                              | Buah                        | 12 800                 |
| 45. Reparasi jam                                   | Bengkel                                  | 25                            | 50                              | Buah                        | 34 750                 |
| 60. Reparasi sepeda motor                          | Bengkel                                  | 125                           | 275                             | Buah                        | 123 750                |
| 61. Reparasi radio/elektro                         | Bengkel                                  | 55                            | 60                              | Buah                        | 90 725                 |
| 62. Strom aki                                      | Bengkel                                  | 30                            | 35                              | Buah                        | 41 250                 |

Sumber : Dinas Perindustrian, Perdagangan, Koperasi dan Usaha Kecil Menengah  
 Source : *Service of Industry, Trade, Cooperatives and Small Medium Enterprises*

## 6.2 LISTRIK/ELECTRICITY

**Tabel 6.2.1 Banyaknya Pelanggan dan Daya PLN Rayon Batang Menurut Golongan Tarif di Kabupaten Batang, 2017**  
**Number of Customer and Power PLN Rayon Batang by Rate Class in Batang Regency, 2017**

| Golongan Tarif<br>Rate Class   | Jumlah Pelanggan<br>Number of Customers | Daya<br>Power (VA) |
|--------------------------------|---|--------------------|
| (1)                            | (2)                                     | (3)                |
| S.2 / 450 VA                   | 2 319                                   | 1 043 550          |
| S.2 / 900 VA                   | 3 009                                   | 2 708 100          |
| S.2 / 1.300 VA                 | 559                                     | 726 700            |
| S.2 / 2.200 VA                 | 285                                     | 627 000            |
| S.2 / 3.500 VA s/d 200         | 348                                     | 2 511 500          |
| S.3 / 200 KVA                  | 3                                       | 1 455 000          |
| <b>JUMLAH S (Sosial)</b>       | <b>6 523</b>                            | <b>9 071 850</b>   |
| R.1 / 450 VA                   | 83 705                                  | 37 667 250         |
| R.1 / 900 VA                   | 89 854                                  | 52 823 160         |
| R.1 / 1.300 VA                 | 8 567                                   | 11 137 100         |
| R.1 / 2.200 VA                 | 1 759                                   | 3 869 800          |
| R.2 / 3.500 VA s/d 5.500       | 569                                     | 2 234 000          |
| R.3 / 6.600 VA ke atas         | 64                                      | 565 400            |
| <b>JUMLAH R (Rumah tangga)</b> | <b>184 518</b>                          | <b>136 342 150</b> |
| B.1 / 450 VA                   | 866                                     | 389 700            |
| B.1 / 900 VA                   | 2 496                                   | 2 246 400          |
| B.1 / 1.300 VA                 | 2 258                                   | 2 935 400          |
| B.1 / 2.200 VA s/d 5.500       | 2 034                                   | 6 153 000          |
| B.2 / 6.600 VA s/d 200 kV      | 729                                     | 12 842 000         |
| B.3 / > 200 kVA                | -                                       | -                  |
| <b>JUMLAH B (Bisnis)</b>       | <b>8 383</b>                            | <b>24 566 500</b>  |

**Tabel 6.2.1 Lanjutan**  
**Table Continued**

| Golongan Tarif<br>Rate Class | Jumlah Pelanggan<br>Number of Customers | Daya<br>Power (VA) |
|------------------------------|---|--------------------|
| (1)                          | (2)                                     | (3)                |
| I.1 / 450 VA                 | 5                                       | 2 250              |
| I.1 / 900 VA                 | 13                                      | 11 700             |
| I.1 / 1.300 VA               | 21                                      | 27 300             |
| I.1 / 2.200 VA               | 6                                       | 13 200             |
| I.1 / 3.500 s/d 14 kVA       | 26                                      | 170 800            |
| I.2 / > 14 kVA s/d 200 kV    | 78                                      | 9 969 000          |
| I.3 / > 200 kVA              | 41                                      | 49 970 000         |
| I.4 / 30.000 kVA ke atas     | -                                       | -                  |
| <b>JUMLAH I (Industri)</b>   | <b>190</b>                              | <b>60 164 250</b>  |
| P.1 / 450 VA                 | 30                                      | 13 500             |
| P.1 / 900 VA                 | 73                                      | 65 700             |
| P.1 / 1.300 VA               | 72                                      | 93 600             |
| P.1 / 2.200 VA s/d 5.500     | 92                                      | 310 400            |
| P.1 / 6.600 VA s/d 200 kV    | 76                                      | 1 686 400          |
| P.2 / > 200 kVA              | -                                       | -                  |
| P.3                          | 280                                     | 3 040 925          |
| <b>JUMLAH P (Pemerintah)</b> | <b>623</b>                              | <b>5 210 525</b>   |
| <b>Lainnya</b>               | <b>8</b>                                | <b>28 000</b>      |
| Jumlah/Total                 | 200 245                                 | 235 383 275        |
|                              | 190 055                                 | 215 167 875        |

Sumber : PLN Rayon Batang  
 Source : PLN Rayon Batang



**Tabel 6.2.2 Jumlah Pemakaian dan Nilai Penjualan Tenaga Listrik yang Disalurkan PLN Rayon Batang Menurut Golongan Tarif, 2017**  
***Number of Consumption and Sales Value of Electricity Sales Distributed PLN Rayon Batang by Rate Class, 2017***

| Golongan Tarif<br><i>Rate Class</i> | Jumlah Pemakaian<br><i>Number of Consumption</i><br>(Kwh) | Nilai Penjualan<br><i>Sales Value</i><br>(Rp) |
|-------------------------------------|---|---|
| (1)                                 | (2)   | (3)   |
| S.2 / 450 VA                        | 1 058 932   | 326 123 033                                   |
| S.2 / 900 VA                        | 2 609 874   | 1 217 027 683                                 |
| S.2 / 1.300 VA                      | 855 200   | 605 144 307                                   |
| S.2 / 2.200 VA                      | 839 434   | 637 338 989                                   |
| S.2 / 3.500 VA s/d 200              | 2 963 532   | 4 467 947 806                                 |
| S.3 / 200 KVA                       | 3 006 848   | 2 667 431 130                                 |
| <b>JUMLAH S (Sosial)</b>            | <b>11 333 820</b>   | <b>8 121 012 948</b>                          |
| R.1 / 450 VA                        | 66 607 446  | 26 707 811 590                                |
| R.1 / 900 VA                        | 100 540 955   | 100 468 631 810                               |
| R.1 / 1.300 VA                      | 11 122 245  | 16 310 973 502                                |
| R.1 / 2.200 VA                      | 4 500 411   | 6 598 455 645                                 |
| R.2 / 3.500 VA s/d 5.500            | 2 046 117   | 3 001 163 943                                 |
| R.3 / 6.600 VA ke atas              | 583 874   | 861 092 009                                   |
| <b>JUMLAH R (Rumah tangga)</b>      | <b>185 404 048</b>  | <b>153 958 128 499</b>                        |
| B.1 / 450 VA                        | 472 501   | 250 293 410                                   |
| B.1 / 900 VA                        | 3 117 325   | 1 969 241 792                                 |
| B.1 / 1.300 VA                      | 3 165 232   | 3 060 568 729                                 |
| B.1 / 2.200 VA s/d 5.500            | 6 232 688   | 6 864 551 970                                 |
| B.2 / 6.600 VA s/d 200 kV           | 18 097 225  | 26 593 646 242                                |
| B.3 / > 200 kVA                     | -   | -   |
| <b>JUMLAH B (Bisnis)</b>            | <b>31 084 971</b>   | <b>38 738 302 153</b>                         |

**Tabel 6.2.2 Lanjutan**  
**Table Continued**

| Golongan Tarif<br>Rate Class | Jumlah Pemakaian<br>Number of<br>Consumption<br>(Kwh) | Nilai Penjualan<br>Sales Value<br>(Rp) |
|------------------------------|---|--|
| (1)                          | (2)   | (3)                                    |
| I.1 / 450 VA                 | 171   | 83 118                                 |
| I.1 / 900 VA                 | 8 511   | 5 100 863                              |
| I.1 / 1.300 VA               | 19 806  | 18 461 300                             |
| I.1 / 2.200 VA               | 8 847   | 8 487 802                              |
| I.1 / 3.500 s/d 14 kVA       | 143 275   | 159 369 934                            |
| I.2 / > 14 kVA s/d 200 kV    | 10 700 569  | 12 482 046 632                         |
| I.3 / > 200 kVA              | 185 501 795   | 208 880 382 397                        |
| I.4 / 30.000 kVA ke atas     | -   | -                                      |
| <b>JUMLAH I (Industri)</b>   | <b>196 418 974</b>                                    | <b>221 553 932 046</b>                 |
| P.1 / 450 VA                 | 29 312  | 19 595 411                             |
| P.1 / 900 VA                 | 60 387  | 50 837 399                             |
| P.1 / 1.300 VA               | 78 193  | 82 005 906                             |
| P.1 / 2.200 VA s/d 5.500     | 465 849   | 501 173 827                            |
| P.1 / 6.600 VA s/d 200 kV    | 2 562 684   | 3 760 064 903                          |
| P.2 / > 200 kVA              | -   | -                                      |
| P.3                          | 11 747 075  | 17 236 285 210                         |
| <b>JUMLAH P (Pemerintah)</b> | <b>14 943 499</b>                                     | <b>21 649 962 656</b>                  |
| <b>Lainnya</b>               | <b>650 997</b>  | <b>930 566 470</b>                     |
| Jumlah/Total                 | 2017  | 439 836 309                            |
|                              | 2016  | 409 517 926                            |

Sumber : PLN Rayon Batang  
Source : PLN Rayon Batang

## 6.3 AIR/WATER

**Tabel 6.3.1 Banyaknya Pelanggan Perusahaan Daerah Air Minum Menurut Kecamatan di Kabupaten Batang, 2017**  
**Number of Costumer Local Drinking Water Company by Subdistrict in Batang Regency, 2017**

| Kecamatan<br>Subdistrict | Rumah<br>Tempat<br>Tinggal<br>Household | Hotel/<br>Niaga<br>Hotel/<br>Trade | Badan Sosial/<br>Rumah Sakit<br>Social Service/<br>Hospital | Umum<br>Public<br>Service | Instansi<br>Industri pemerintah<br>Industry Government<br>Agency | Jumlah<br>Total |        |        |
|--------------------------|---|------------------------------------|---|---------------------------|--|-----------------|--------|--------|
| (1)                      | (2)                                     | (3)                                | (4)   | (5)                       | (6)  | (7)             | (8)    |        |
| 01 Wonotunggal           | 3 236                                   | 6                                  | 38  | 83                        | -  | 11              | 3 374  |        |
| 02 Bandar                | 2 949                                   | 79                                 | 47  | 117                       | -  | 26              | 3 218  |        |
| 03 Blado                 | 1 226                                   | 6                                  | 17  | 22                        | -  | 4               | 1 275  |        |
| 04 Reban                 | 215                                     | -                                  | 5   | 9                         | 1  | 5               | 235    |        |
| 05 Bawang                | 628                                     | 2                                  | 7   | 11                        | -  | 5               | 653    |        |
| 06 Tersono               | 2 814                                   | 2                                  | 40  | 109                       | -  | 7               | 2 972  |        |
| 07 Gringsing             | 1 754                                   | 5                                  | 18  | 25                        | 1  | 5               | 1 808  |        |
| 08 Limpung               | 3 859                                   | 74                                 | 69  | 126                       | -  | 15              | 4 143  |        |
| 09 Banyuputih            | -                                       | -                                  | -   | -                         | -  | -               | -      |        |
| 10 Subah                 | 1 615                                   | 8                                  | 27  | 36                        | -  | 9               | 1 695  |        |
| 11 Pecalungan            | 22                                      | 1                                  | 1   | 1                         | -  | 1               | 26     |        |
| 12 Tulis                 | 2 404                                   | 13                                 | 21  | 38                        | -  | 8               | 2 484  |        |
| 13 Kandeman              | 677                                     | 6                                  | 5   | 15                        | -  | 1               | 704    |        |
| 14 Batang                | 20 172                                  | 333                                | 204   | 241                       | 12   | 145             | 21 107 |        |
| 15 Warungasem            | 333                                     | -                                  | 3   | 5                         | -  | 1               | 342    |        |
| Jumlah                   | 2017                                    | 41 904                             | 535   | 502                       | 838  | 14              | 243    | 44 036 |
|                          | 2016                                    | 39 078                             | 521   | 478                       | 802  | 13              | 238    | 41 130 |
|                          | 2015                                    | 38 772                             | 485   | 467                       | 766  | 11              | 227    | 40 728 |
|                          | 2014                                    | 34 176                             | 440   | 412                       | 681  | 16              | 211    | 35 936 |

Sumber : Perusahaan Daerah Air Minum Kabupaten Batang  
 Source : Local Drinking Water Company of Batang Regency

**Tabel 6.3.2 Banyaknya Volume Air Minum yang Disalurkan Perusahaan Daerah Air Minum di Kabupaten Batang (M<sup>3</sup>), 2017**  
**Volume of Water Supply from Local Drinking Water Company in Batang Regency (M<sup>3</sup>), 2017**

|    | Pelanggan<br><i>Customer</i>                | Wonotunggal | Bandar  | Blado   | Reban  |
|----|---|-------------|---------|---------|--------|
|    | (1)   | (2)         | (3)     | (4)     | (5)    |
| 01 | Rumah/Tempat Tinggal                        | 602 169     | 537 586 | 160 853 | 33 633 |
| 02 | Hotel/Niaga                                 | 1 268       | 14 417  | 1 182   | -      |
| 03 | Badan Sosial, Rumah Sakit dan Tempat Ibadah | 21 402      | 39 582  | 4 180   | 1 518  |
| 04 | Umum  | 10 970      | 22 395  | 5 994   | 3 363  |
| 05 | Industri                                    | -           | -       | -       | 23     |
| 06 | Instansi Pemerintah                         | 1 533       | 3 446   | 1 599   | 922    |
| 07 | Khusus                                      | -           | -       | -       | -      |
|    | <b>Jumlah/Total</b>                         |             |         |         |        |
|    | 2017  | 637 342     | 617 426 | 173 808 | 39 459 |
|    | 2016  | 596 151     | 611 154 | 168 359 | 42 344 |
|    | 2015  | 581 882     | 583 014 | 154 304 | 40 430 |
|    | 2014  | 541 569     | 530 142 | 107 099 | 38 095 |

**Tabel 6.3.2 Lanjutan**  
**Table Continued**

|    | Pelanggan<br><i>Customer</i>                      | Bawang  | Tersono | Gringsing | Limpung |         |
|----|---|---------|---------|-----------|---------|---------|
|    | (1)   | (6)     | (7)     | (8)       | (9)     |         |
| 01 | Rumah/Tempat<br>Tinggal                           | 109 374 | 518 268 | 319 262   | 754 811 |         |
| 02 | Hotel/Niaga                                       | 637     | 516     | 5 805     | 18 245  |         |
| 03 | Badan Sosial, Rumah<br>Sakit dan Tempat<br>Ibadah | 2 924   | 18 376  | 4 490     | 52 018  |         |
| 04 | Umum  | 2 011   | 12 918  | 5 029     | 27 268  |         |
| 05 | Industri  | -       | -       | 12 521    | -       |         |
| 06 | Instansi Pemerintah                               | 1 191   | 1 439   | 1 374     | 3 461   |         |
| 07 | Khusus  | -       | -       | -         | -       |         |
|    | <i>Jumlah/Total</i>                               | 2017    | 116 137 | 551 517   | 348 481 | 855 803 |
|    |   | 2016    | 142 594 | 525 223   | 331 145 | 790 541 |
|    |   | 2015    | 99 741  | 514 747   | 276 584 | 750 833 |
|    |   | 2014    | 74 974  | 467 293   | 145 104 | 627 131 |

**Tabel 6.3.2 Lanjutan**  
**Table Continued**

|    | Pelanggan<br>Customer                             | Banyuputih | Subah   | Pecalungan | Tulis   |
|----|---|------------|---------|------------|---------|
|    | (1)   | (10)       | (11)    | (12)       | (13)    |
| 01 | Rumah/Tempat<br>Tinggal                           | -          | 292 548 | 2 351      | 441 772 |
| 02 | Hotel/Niaga                                       | -          | 1 664   | 68         | 8 293   |
| 03 | Badan Sosial, Rumah<br>Sakit dan Tempat<br>Ibadah | -          | 8 634   | 455        | 9 864   |
| 04 | Umum  | -          | 9 859   | 135        | 6 443   |
| 05 | Industri  | -          | -       | -          | -       |
| 06 | Instansi Pemerintah                               | -          | 2 380   | 24         | 715     |
| 07 | Khusus  | -          | -       | -          | 61 891  |
|    | Jumlah/Total                                      |            |         |            |         |
|    | 2017  | -          | 315 085 | 3 033      | 528 978 |
|    | 2016  | -          | 272 511 | -          | 471 551 |
|    | 2015  | -          | 252 677 | -          | 424 092 |
|    | 2014  | -          | 166 649 | -          | 334 557 |

**Tabel**    **6.3.2**    **Lanjutan**  
**Table**                    **Continued**

|    | <b>Pelanggan<br/>Customer</b>                     | Kandeman    | Batang         | Warungasem       | Jumlah<br>Total |                  |
|----|---|-------------|----------------|------------------|-----------------|------------------|
|    | (1)   | (14)        | (15)           | (16)             | (17)            |                  |
| 01 | Rumah/Tempat<br>Tinggal                           | 113 269     | 4 339 423      | 27 189           | 8 252 508       |                  |
| 02 | Hotel/Niaga                                       | 806         | 92 393         | -                | 145 294         |                  |
| 03 | Badan Sosial, Rumah<br>Sakit dan Tempat<br>Ibadah | 4 569       | 70 521         | 662              | 239 195         |                  |
| 04 | Umum  | 1 134       | 75 768         | 539              | 183 826         |                  |
| 05 | Industri  | -           | 5 834          | -                | 18 378          |                  |
| 06 | Instansi Pemerintah                               | 70          | 106 323        | 33               | 124 510         |                  |
| 07 | Khusus  | -           | 550 200        | -                | 612 091         |                  |
|    | <b>Jumlah/Total</b>                               | <b>2017</b> | <b>119 848</b> | <b>5 240 462</b> | <b>28 423</b>   | <b>9 575 802</b> |
|    |   | <b>2016</b> | <b>86 647</b>  | <b>4 868 215</b> | <b>12 461</b>   | <b>8 918 896</b> |
|    |   | <b>2015</b> | <b>53 604</b>  | <b>4 622 722</b> | <b>-</b>        | <b>8 354 630</b> |
|    |   | <b>2014</b> | <b>846</b>     | <b>4 315 270</b> | <b>-</b>        | <b>7 348 729</b> |

Sumber: Perusahaan Daerah Air Minum Kabupaten Batang  
Source: Local Drinking Water Company of Batang Regency

**Tabel 6.3.3 Nilai Air Minum yang Terjual pada Pelanggan Perusahaan Daerah Air Minum Kabupaten Batang (000 Rupiah), 2017**  
**Table Selling of Water Supply by Customer Local Drinking Water Company of Batang (000 Rp), 2017**

| Pelanggan<br>Customer                          | Wonotunggal | Bandar    | Blado   | Reban   |
|--|-------------|-----------|---------|---------|
| (1)  | (2)         | (3)       | (4)     | (5)     |
| 01 Rumah/Tempat Tinggal                        | 2 300 693   | 2 170 871 | 655 808 | 142 742 |
| 02 Hotel/Niaga                                 | 14 179      | 174 447   | 12 272  | -       |
| 03 Badan Sosial, Rumah Sakit dan Tempat Ibadah | 50 560      | 94 044    | 11 024  | 4 356   |
| 04 Umum  | 42 713      | 98 384    | 25 290  | 15 135  |
| 05 Industri                                    | -           | -         | -       | 571     |
| 06 Instansi Pemerintah                         | 14 489      | 29 703    | 13 225  | 7 984   |
| 07 Khusus                                      | -           | -         | -       | -       |
| Jumlah/Total                                   |             |           |         |         |
| 2017   | 2 422 635   | 2 567 448 | 717 620 | 170 788 |
| 2016   | 1 979 552   | 2 218 858 | 615 724 | 146 419 |
| 2015   | 1 778 585   | 1 872 869 | 500 620 | 119 326 |
| 2014   | 1 623 495   | 1 698 966 | 342 801 | 105 801 |



**Tabel 6.3.3 Lanjutan**  
**Table Continued**

| Pelanggan<br>Customer                                | Bawang  | Tersono   | Gringsing | Limpung   |           |
|--|---------|-----------|-----------|-----------|-----------|
| (1)  | (6)     | (7)       | (8)       | (9)       |           |
| 01 Rumah/Tempat<br>Tinggal                           | 438 890 | 2 254 195 | 1 343 922 | 3 190 539 |           |
| 02 Hotel/Niaga                                       | 7 549   | 5 065     | 74 298    | 211 071   |           |
| 03 Badan Sosial,<br>Rumah Sakit dan<br>Tempat Ibadah | 6 949   | 49 729    | 11 597    | 120 892   |           |
| 04 Umum  | 7 959   | 52 286    | 17 991    | 114 606   |           |
| 05 Industri  | -       | -         | 195 357   | -         |           |
| 06 Instansi<br>Pemerintah                            | 9 692   | 12 860    | 12 918    | 31 775    |           |
| 07 Khusus  | -       | -         | -         | -         |           |
| Jumlah/Total   |         |           |           |           |           |
|  | 2017    | 471 038   | 2 374 134 | 1 656 082 | 3 668 884 |
|  | 2016    | 514 894   | 1 970 080 | 1 255 855 | 2 955 525 |
|  | 2015    | 296 206   | 1 764 330 | 941 914   | 2 576 441 |
|  | 2014    | 217 479   | 1 617 013 | 508 539   | 2 081 163 |

**Tabel 6.3.3 Lanjutan**  
**Table Continued**

|    | Pelanggan<br>Customer                             | Banyuputih | Subah     | Pecalungan | Tulis     |           |
|----|---|------------|-----------|------------|-----------|-----------|
|    | (1)   | (10)       | (11)      | (12)       | (13)      |           |
| 01 | Rumah/Tempat<br>Tinggal                           | -          | 1 184 539 | 11 192     | 1 701 549 |           |
| 02 | Hotel/Niaga                                       | -          | 19 959    | 622        | 118 593   |           |
| 03 | Badan Sosial,<br>Rumah Sakit dan<br>Tempat Ibadah | -          | 21 132    | 1 009      | 22 909    |           |
| 04 | Umum  | -          | 39 853    | 422        | 25 131    |           |
| 05 | Industri  | -          | -         | -          | -         |           |
| 06 | Instansi<br>Pemerintah                            | -          | 22 448    | 185        | 7 849     |           |
| 07 | Khusus  | -          | -         | -          | 130 352   |           |
|    | <i>Jumlah/Total</i>                               | 2017       | -         | 1 287 931  | 13 430    | 2 006 382 |
|    |   | 2016       | -         | 962 956    | -         | 1 511 621 |
|    |   | 2015       | -         | 810 549    | -         | 1 248 850 |
|    |   | 2014       | -         | 540 780    | -         | 975 368   |

**Tabel 6.3.3 Lanjutan**  
**Table Continued**

| Pelanggan<br><i>Customer</i>                         | Kandeman | Batang     | Warungasem | Jumlah     |            |
|--|----------|------------|------------|------------|------------|
| (1)  | (14)     | (15)       | (16)       | (17)       |            |
| 01 Rumah/Tempat<br>Tinggal                           | 445 519  | 17 787 215 | 115 734    | 33 743 408 |            |
| 02 Hotel/Niaga                                       | 10 961   | 1 215 465  | -          | 1 864 480  |            |
| 03 Badan Sosial,<br>Rumah Sakit dan<br>Tempat Ibadah | 10 701   | 164 011    | 1 676      | 570 589    |            |
| 04 Umum  | 4 048    | 298 536    | 2 172      | 744 525    |            |
| 05 Industri  | -        | 90 330     | -          | 286 258    |            |
| 06 Instansi<br>Pemerintah                            | 999      | 1 003 219  | 244        | 1 167 591  |            |
| 07 Khusus  | -        | 1 184 929  | -          | 1 315 281  |            |
| Jumlah/ <i>Total</i>                                 | 2017     | 472 227    | 21 743 706 | 119 826    | 39 692 132 |
|  | 2016     | 300 445    | 17 519 871 | 44 437     | 31 996 236 |
|  | 2015     | 184 815    | 14 930 966 | -          | 27 025 471 |
|  | 2014     | 6 839      | 13 803 270 | -          | 23 521 513 |

Sumber: Perusahaan Daerah Air Minum Kabupaten Batang  
*Source: Local Drinking Water Company of Batang Regency*



# PERDAGANGAN

## BAB 7



Perusahaan perdagangan yang memiliki surat izin usaha di Kabupaten Batang mencapai

**12.013**

Penerbitan SIUP Baru di Tahun 2017 mencapai

**871**



**2**

Perdagangan Besar



**119**

Perdagangan Menengah



**750**

Perdagangan Kecil



**PENJELASAN TEKNIS**

1. **Surat izin usaha perdagangan seperti yang kita kenal dengan singkatan SIUP** yaitu surat izin untuk bisa melaksanakan usaha perdagangan. SIUP wajib dimiliki oleh orang atau badan yang memiliki usaha perdagangan. Surat Izin Usaha Perdagangan ini berfungsi sebagai alat atau bukti pengesahan dari usaha perdagangan. Surat Izin Usaha Perdagangan di keluarkan oleh pemerintah daerah dan dibutuhkan oleh pelaku usaha perseorangan maupun pelaku usaha yang telah berbadan hukum baik Firma, CV, PT, Koperasi, BUMN, dan sebagainya. Surat Izin Usaha Perdagangan tidak hanya di butuhkan oleh usaha berskala besar saja melainkan juga usaha kecil dan menengah.
2. **Perusahaan perdagangan** terdiri dari :
  - a. Perusahaan perdagangan mikro, dengan modal dan kekayaan bersih seluruhnya tidak lebih dari Rp. 50 Juta.
  - b. Perusahaan perdagangan kecil, dengan modal dan kekayaan bersih (netto) seluruhnya sebesar Rp. 50 Juta sampai dengan Rp. 500 Juta, tidak termasuk tanah dan bangunan tempat usaha.
  - c. Perusahaan perdagangan

**TECHNICAL NOTES**

1. ***Business licenses trade as we know by the acronym "SIUP" is a license to carry the trading business. License must be owned by persons or entities that have a trading business. Trade Permit serves as a tool or evidence endorsement of the trading business. Trade Permit issued by the local government and businesses are needed by individuals and businesses that have incorporated both Firma, CV, PT, cooperatives, state enterprises, and so forth . Trade Permit is not only needed by large scale enterprises only but also small and medium enterprises.***
2. ***Trading company consists of:***
  - a. *Micro trading company, with wholly capital and net worth of not more than Rp. 50 million.*
  - b. *A small trading company, with capital and net worth (net) totaling Rp. 50 million up to Rp. 500 million, excluding land and buildings.*
  - c. *Medium trading company, with capital and net worth (net) totaling Rp. 500 million up to Rp. 10 billion, excluding*

menengah, dengan modal dan kekayaan bersih (netto) seluruhnya sebesar Rp. 500 Juta sampai dengan Rp. 10 Milyar, tidak termasuk tanah dan bangunan tempat usaha.

- d. Perusahaan perdagangan besar dengan modal dan kekayaan bersih (netto) seluruhnya lebih Rp. 10 Milyar, tidak termasuk tanah dan bangunan tempat usaha.
3. **Koperasi** adalah organisasi bisnis yang dimiliki dan dioperasikan oleh orang-seorang demi kepentingan bersama. Koperasi melandaskan kegiatan berdasarkan prinsip gerakan ekonomi rakyat yang berdasarkan asas kekeluargaan.

*land and buildings.*

- d. *Large trading companies with capital and net worth (net) totaling more Rp. 10 billion, excluding land and buildings.*

3. **The cooperative** is a business organization owned and operated by the individual for the common interest. Cooperatives bases its activities on the principle of people's economic movement based on the principle of kinship.



**ULASAN**

Sektor perdagangan menjadi salah satu penopang perekonomian Kabupaten Batang setelah sektor pertanian dan sektor industri pengolahan. Usaha perdagangan yang tersebar di wilayah Kabupaten Batang sebagian besar merupakan perdagangan kecil. Pada tahun 2017 jumlah usaha yang telah memiliki surat ijin usaha perdagangan (SIUP) mencapai 12.913 unit usaha. Disperindagkop dan UKM selama tahun 2017 telah menerbitkan 817 SIUP yang terdiri dari 750 SIUP perdagangan kecil, 119 SIUP perdagangan menengah dan 2 SIUP untuk perdagangan besar.

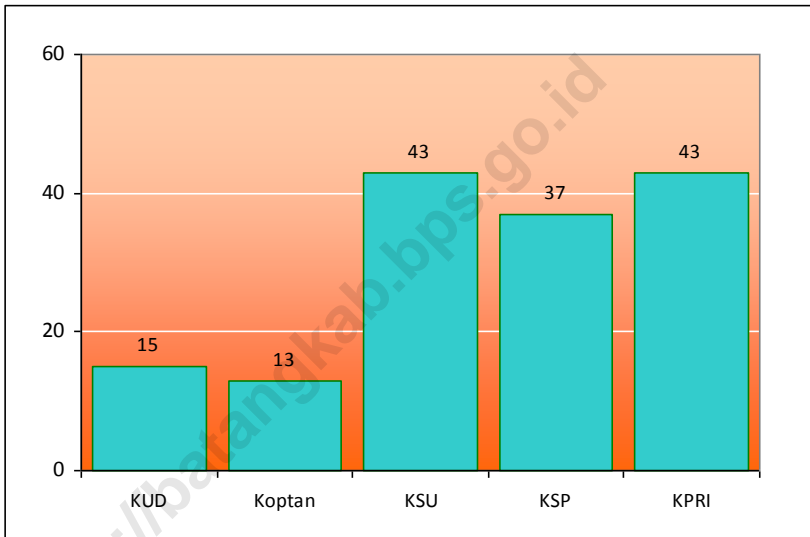
Selain dari sektor perdagangan terdapat koperasi yang merupakan salah satu kegiatan ekonomi yang dapat membantu pergerakan perekonomian. Di Kabupaten Batang, jumlah koperasi unit desa terdapat 15 koperasi, 13 koperasi pertanian, 43 koperasi serba usaha (KSU), 37 koperasi simpan pinjam (KSP) dan 43 Koperasi Pegawai Republik Indonesia (KPRI).

**DESCRIPTION**

*The trade sector is one of the pillars of the economy of Batang Regency after the agricultural sector and the manufacturing industry sector. Trading businesses spread across the Batang Regency region are mostly small trades. In 2017 the number of businesses that had a trading business license (SIUP) reached 12,913 business units. Disperindagkop and UKM in 2017 have issued 817 SIUP consisting of 750 small trade SIUPs, 119 medium trade SIUPs and 2 SIUP for big trades.*

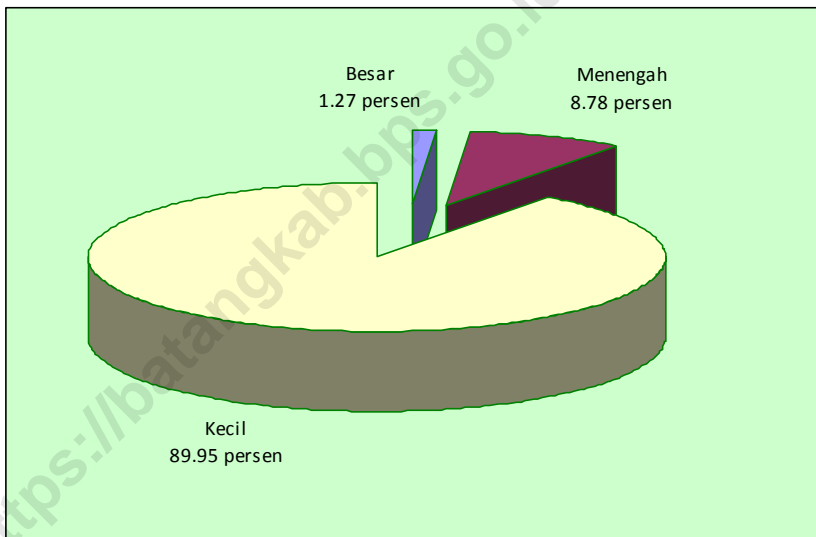
*Apart from the trade sector there is a cooperative which is one of the economic activities that can help the movement of the economy. In Batang Regency, the number of village unit cooperatives consists of 15 cooperatives, 13 agricultural cooperatives, 43 all-around cooperatives (KSU), 37 savings and loan cooperatives (KSP) and 43 Republic of Indonesia Employee Cooperatives (KPRI).*

**Gambar 7.1** Jumlah Koperasi Menurut Jenis di Kabupaten Batang, 2017  
**Figures 7.1** Total Cooperation by Type in Batang Regency, 2017



Sumber : Dinas Perindustrian, Perdagangan, Koperasi dan Usaha Kecil Menengah  
Source : Service of Industry, Trade, Cooperatives and Small Medium Enterprises

**Gambar 7.2** Persentase Usaha Perdagangan yang memiliki Surat Ijin Usaha Perdagangan (SIUP) Menurut Jenis Perdagangan dan Kecamatan di Kabupaten Batang, 2017  
*Figures* **Percentage of Traders has Trading License of Business License by Type of Trade and Subdistrict in Batang Regency, 2017**



Sumber : Dinas Perindustrian, Perdagangan, Koperasi dan Usaha Kecil Menengah

Source : *Service of Industry, Trade, Cooperatives and Small Medium Enterprises*

**Tabel 7.1 Jumlah Surat Ijin Usaha Perdagangan (SIUP) Terbitan Baru Menurut Jenis Perdagangan dan Kecamatan di Kabupaten Batang, 2017**  
**Number of New Trading License of Business License by Type of Trade and Subdistrict in Batang Regency, 2017**

| Kecamatan<br><i>Subdistrict</i> | Perdagangan<br>Besar<br><i>Big-Scale<br/>Trade</i> | Perdagangan<br>Menengah<br><i>Medium-<br/>Scale Trade</i> | Perdagangan<br>Kecil<br><i>Small-Scale<br/>Trade</i> | Jumlah<br><i>Total</i> |     |
|---------------------------------|--|---|--|------------------------|-----|
| (1)                             | (2)  | (3)   | (4)  | (5)                    |     |
| 01 Wonotunggal                  | -  | 9   | 25   | 34                     |     |
| 02 Bandar                       | -  | 7   | 67   | 74                     |     |
| 03 Blado                        | -  | 3   | 16   | 19                     |     |
| 04 Reban                        | -  | 5   | 55   | 60                     |     |
| 05 Bawang                       | -  | 2   | 49   | 51                     |     |
| 06 Tersono                      | -  | 2   | 49   | 51                     |     |
| 07 Gringsing                    | 1  | 7   | 36   | 44                     |     |
| 08 Limpung                      | -  | 3   | 106  | 109                    |     |
| 09 Banyuputih                   | -  | 4   | 44   | 48                     |     |
| 10 Subah                        | -  | 4   | 39   | 43                     |     |
| 11 Pecalungan                   | -  | -   | 19   | 19                     |     |
| 12 Tulis                        | -  | 5   | 33   | 38                     |     |
| 13 Kandeman                     | -  | 9   | 40   | 49                     |     |
| 14 Batang                       | 1  | 56  | 143  | 200                    |     |
| 15 Warungasem                   | -  | 3   | 29   | 32                     |     |
| Jumlah/ <i>Total</i>            | 2017   | 2   | 119  | 750                    | 871 |
|                                 | 2016   | 2   | 62   | 293                    | 357 |
|                                 | 2015   | 1   | 23   | 359                    | 383 |
|                                 | 2014   | 22  | 135  | 434                    | 591 |

Sumber : Dinas Perindustrian, Perdagangan, Koperasi dan Usaha Kecil Menengah  
 Source : *Service of Industry, Trade, Cooperatives and Small Medium Enterprises*

**Tabel 7.2** Jumlah Surat Ijin Usaha Perdagangan (SIUP) Terbitan Baru Menurut Jenis Perdagangan dan Bulan di Kabupaten Batang, 2017  
**Number of New Trading License of Business License by Type of Trade and Month in Batang Regency, 2017**

| Kecamatan<br><i>Subdistrict</i> | Perdagangan<br>Besar<br><i>Big-Scale<br/>Trade</i> | Perdagangan<br>Menengah<br><i>Medium-<br/>Scale Trade</i> | Perdagangan<br>Kecil<br><i>Small-Scale<br/>Trade</i> | Jumlah<br><i>Total</i> |
|---------------------------------|--|---|--|------------------------|
| (1)                             | (2)  | (3)   | (4)  | (5)                    |
| 01 Januari                      | -  | 11  | 21   | 32                     |
| 02 Pebruari                     | -  | 10  | 25   | 35                     |
| 03 Maret                        | -  | 14  | 33   | 47                     |
| 04 April                        | -  | 17  | 30   | 47                     |
| 05 Mei                          | -  | 8   | 45   | 53                     |
| 06 Juni                         | -  | 4   | 79   | 83                     |
| 07 Juli                         | 1  | 9   | 45   | 55                     |
| 08 Agustus                      | -  | 8   | 60   | 68                     |
| 09 September                    | -  | 9   | 86   | 95                     |
| 10 Oktober                      | 1  | 6   | 70   | 77                     |
| 11 Nopember                     | -  | 13  | 99   | 112                    |
| 12 Desember                     | -  | 10  | 157  | 167                    |
| Jumlah/ <i>Total</i> 2017       | 2  | 119   | 750  | 871                    |
| 2016                            | 2  | 62  | 293  | 357                    |
| 2015                            | 1  | 23  | 359  | 383                    |
| 2014                            | 22   | 135   | 434  | 591                    |

Sumber : Dinas Perindustrian, Perdagangan, Koperasi dan Usaha Kecil Menengah  
 Source : *Service of Industry, Trade, Cooperatives and Small Medium Enterprises*

**Tabel 7.3 Jumlah Usaha Perdagangan yang memiliki Surat Ijin Usaha Perdagangan (SIUP) Menurut Jenis Perdagangan dan Kecamatan di Kabupaten Batang, 2017**  
**Number of Traders has Trading License of Business License by Type of Trade and Subdistrict in Batang Regency, 2017**

| Kecamatan<br>Subdistrict | Perdagangan<br>Besar<br><i>Big-Scale<br/>Trade</i> | Perdagangan<br>Menengah<br><i>Medium-<br/>Scale Trade</i> | Perdagangan<br>Kecil<br><i>Small-Scale<br/>Trade</i> | Jumlah<br><i>Total</i> |        |
|--------------------------|--|---|--|------------------------|--------|
| (1)                      | (2)  | (3)   | (4)  | (5)                    |        |
| 01 Wonotunggal           | 2  | 23  | 325  | 350                    |        |
| 02 Bandar                | 13   | 48  | 881  | 942                    |        |
| 03 Blado                 | 2  | 31  | 371  | 404                    |        |
| 04 Reban                 | 2  | 34  | 411  | 447                    |        |
| 05 Bawang                | 7  | 24  | 366  | 397                    |        |
| 06 Tersono               | 6  | 31  | 548  | 585                    |        |
| 07 Gringsing             | 14   | 79  | 642  | 735                    |        |
| 08 Limpung               | 12   | 65  | 1 076  | 1 153                  |        |
| 09 Banyuputih            | 4  | 29  | 189  | 222                    |        |
| 10 Subah                 | 8  | 52  | 754  | 814                    |        |
| 11 Pecalungan            | -  | 32  | 152  | 184                    |        |
| 12 Tulis                 | 11   | 62  | 554  | 627                    |        |
| 13 Kandeman              | 5  | 32  | 214  | 251                    |        |
| 14 Batang                | 62   | 466   | 3 678  | 4 206                  |        |
| 15 Warungasem            | 5  | 46  | 645  | 696                    |        |
| Jumlah/Total             | 2017   | 153   | 1 054  | 10 806                 | 12 013 |
|                          | 2016   | 151   | 935  | 10 056                 | 11 142 |
|                          | 2015   | 149   | 873  | 9 763                  | 10 785 |
|                          | 2014   | 141   | 817  | 8 978                  | 9 936  |

Sumber : Dinas Perindustrian, Perdagangan, Koperasi dan Usaha Kecil Menengah

Source : *Service of Industry, Trade, Cooperatives and Small Medium Enterprises*

**Tabel 7.4** Jumlah Surat Ijin Usaha Perdagangan (SIUP) Terbitan Baru Menurut Jenis Perdagangan dan Status Badan Hukum di Kabupaten Batang, 2017  
**Number of New Trading License of Business License by Type of Trade and Legal Entity Status in Batang Regency, 2017**

| Badan Hukum<br><i>Legal Entity</i> |            | Perdagangan<br>Besar<br><i>Big-Scale<br/>Trade</i> | Perdagangan<br>Menengah<br><i>Medium-<br/>Scale Trade</i> | Perdagangan<br>Kecil<br><i>Small-Scale<br/>Trade</i> | Jumlah<br><i>Total</i> |
|------------------------------------|------------|--|---|--|------------------------|
| (1)                                |            | (2)  | (3)   | (4)  | (5)                    |
| 01                                 | PT         | 1  | 23  | 5  | 29                     |
| 02                                 | C.V        | -  | 69  | 24   | 93                     |
| 03                                 | Firma      | -  | -   | -  | -                      |
| 04                                 | Koperasi   | -  | 2   | 1  | 3                      |
| 05                                 | Perorangan | -  | 24  | 719  | 743                    |
| 06                                 | Lainnya    | 1  | 1   | 1  | 3                      |
| Jumlah/ <i>Total</i> 2017          |            | 2  | 119   | 750  | 871                    |
|                                    |            | 2016   | 61  | 9  | 52                     |
|                                    |            | 2015   | 49  | 474  | 530                    |
|                                    |            | 2014   | 135   | 434  | 591                    |

Sumber : Dinas Perindustrian, Perdagangan, Koperasi dan Usaha Kecil Menengah  
 Source : *Service of Industry, Trade, Cooperatives and Small Medium Enterprises*

**Tabel 7.5 Jumlah Koperasi Unit Desa (KUD) dan Anggota Menurut Jenis Kelamin dan Kecamatan di Kabupaten Batang, 2017**  
**Total Village Unit Cooperation and Members by Sex of Member and Subdistrict in Batang Regency, 2017**

| Kecamatan<br><i>Subdistrict</i> | KUD<br>(unit) | Anggota / Member        |                           |                        |        |
|---------------------------------|---------------|-------------------------|---------------------------|------------------------|--------|
|                                 |               | Laki-laki<br><i>Man</i> | Perempuan<br><i>Woman</i> | Jumlah<br><i>Total</i> |        |
| (1)                             | (2)           | (3)                     | (4)                       | (5)                    |        |
| 01. Wonotunggal                 | 1             | 87                      | 50                        | 137                    |        |
| 02. Bandar                      | 1             | 1 723                   | 1 724                     | 3 447                  |        |
| 03. Blado                       | 1             | 77                      | 75                        | 152                    |        |
| 04. Reban                       | 1             | -                       | -                         | -                      |        |
| 05. Bawang                      | 1             | 400                     | 459                       | 859                    |        |
| 06. Tersono                     | 1             | -                       | -                         | -                      |        |
| 07. Gringsing                   | 1             | 62                      | 34                        | 96                     |        |
| 08. Limpung                     | 1             | 175                     | 84                        | 259                    |        |
| 09. Banyuputih                  | -             | -                       | -                         | -                      |        |
| 10. Subah                       | 1             | 3 000                   | 3 123                     | 6 123                  |        |
| 11. Pecalungan                  | -             | -                       | -                         | -                      |        |
| 12. Tulis                       | 1             | 103                     | 44                        | 147                    |        |
| 13. Kandeman                    | 1             | 199                     | 100                       | 299                    |        |
| 14. Batang                      | 2             | 1 551                   | 305                       | 1 856                  |        |
| 15. Warungasem                  | 2             | 112                     | 101                       | 213                    |        |
| Jumlah / Total                  | 2017          | 15                      | 7 489                     | 6 099                  | 13 588 |
|                                 | 2016          | 15                      | 7 469                     | 6 086                  | 13 555 |

Sumber : Dinas Perindustrian, Perdagangan, Koperasi dan Usaha Kecil Menengah  
 Source : *Service of Industry, Trade, Cooperatives and Small Medium Enterprises*



**Tabel 7.6 Jumlah Koperasi Pertanian (Koptan) dan Anggota Menurut Jenis Kelamin dan Kecamatan di Kabupaten Batang, 2017**  
***Total Agricultural Cooperation and Members by Sex of Member and Subdistrict in Batang Regency, 2017***

| Kecamatan<br><i>Subdistrict</i> | Koptan<br>(unit) | Anggota / <i>Member</i> |                           |                        |     |
|---------------------------------|------------------|-------------------------|---------------------------|------------------------|-----|
|                                 |                  | Laki-laki<br><i>Man</i> | Perempuan<br><i>Woman</i> | Jumlah<br><i>Total</i> |     |
| (1)                             | (2)              | (3)                     | (4)                       | (5)                    |     |
| 01. Wonotunggal                 | 1                | -                       | -                         | -                      |     |
| 02. Bandar                      | -                | -                       | -                         | -                      |     |
| 03. Blado                       | -                | -                       | -                         | -                      |     |
| 04. Reban                       | -                | -                       | -                         | -                      |     |
| 05. Bawang                      | 1                | -                       | -                         | -                      |     |
| 06. Tersono                     | -                | -                       | -                         | -                      |     |
| 07. Gringsing                   | -                | -                       | -                         | -                      |     |
| 08. Limpung                     | 3                | 81                      | 118                       | 199                    |     |
| 09. Banyuputih                  | 1                | -                       | -                         | -                      |     |
| 10. Subah                       | -                | -                       | -                         | -                      |     |
| 11. Pecalungan                  | -                | -                       | -                         | -                      |     |
| 12. Tulis                       | 2                | 27                      | 30                        | 57                     |     |
| 13. Kandeman                    | 3                | -                       | -                         | -                      |     |
| 14. Batang                      | 2                | 30                      | 20                        | 50                     |     |
| 15. Warungasem                  | -                | -                       | -                         | -                      |     |
| Jumlah / <i>Total</i>           | 2017             | 13                      | 138                       | 168                    | 306 |
|                                 | 2016             | 27                      | 87                        | 304                    | 391 |

Sumber : Dinas Perindustrian, Perdagangan, Koperasi dan Usaha Kecil Menengah

Source : *Service of Industry, Trade, Cooperatives and Small Medium Enterprises*

**Tabel 7.7 Jumlah Koperasi Serba Usaha (KSU) dan Anggota Menurut Jenis Kelamin dan Kecamatan di Kabupaten Batang, 2017**  
**Total All-round Effort Cooperation and Members by Sex of Member and Subdistrict in Batang Regency, 2017**

| Kecamatan<br><i>Subdistrict</i> | KSU<br>(unit) | Anggota / Member        |                           |                        |       |
|---------------------------------|---------------|-------------------------|---------------------------|------------------------|-------|
|                                 |               | Laki-laki<br><i>Man</i> | Perempuan<br><i>Woman</i> | Jumlah<br><i>Total</i> |       |
| (1)                             | (2)           | (3)                     | (4)                       | (5)                    |       |
| 01. Wonotunggal                 | 1             | -                       | -                         | -                      |       |
| 02. Bandar                      | 2             | 6                       | 14                        | 20                     |       |
| 03. Blado                       | 1             | 138                     | 138                       | 276                    |       |
| 04. Reban                       | 1             | 40                      | 48                        | 88                     |       |
| 05. Bawang                      | 2             | 16                      | 46                        | 62                     |       |
| 06. Tersono                     | 3             | 52                      | 40                        | 92                     |       |
| 07. Gringsing                   | 6             | 328                     | 267                       | 595                    |       |
| 08. Limpung                     | 4             | 26                      | 154                       | 180                    |       |
| 09. Banyuputih                  | 3             | 137                     | 20                        | 157                    |       |
| 10. Subah                       | 4             | 594                     | 581                       | 1 175                  |       |
| 11. Pecalungan                  | 1             | 11                      | 12                        | 23                     |       |
| 12. Tulis                       | 2             | 13                      | 80                        | 93                     |       |
| 13. Kandeman                    | 3             | 90                      | 109                       | 199                    |       |
| 14. Batang                      | 10            | 1 062                   | 1 404                     | 2 466                  |       |
| 15. Warungasem                  | -             | -                       | -                         | -                      |       |
| Jumlah / Total                  | 2017          | 43                      | 2 513                     | 2 913                  | 5 426 |
|                                 | 2016          | 79                      | 2 411                     | 2 904                  | 5 315 |

Sumber : Dinas Perindustrian, Perdagangan, Koperasi dan Usaha Kecil Menengah  
 Source : *Service of Industry, Trade, Cooperatives and Small Medium Enterprises*

**Tabel 7.8 Jumlah Koperasi Simpan Pinjam (KSP) dan Anggota Menurut Jenis Kelamin dan Kecamatan di Kabupaten Batang, 2017**  
***Total Savings and Loans Cooperation and Members by Sex of Member and Subdistrict in Batang Regency, 2017***

| Kecamatan<br><i>Subdistrict</i> | KSP<br>(unit) | Anggota / <i>Member</i> |                           |                        |        |
|---------------------------------|---------------|-------------------------|---------------------------|------------------------|--------|
|                                 |               | Laki-laki<br><i>Man</i> | Perempuan<br><i>Woman</i> | Jumlah<br><i>Total</i> |        |
| (1)                             | (2)           | (3)                     | (4)                       | (5)                    |        |
| 01. Wonotunggal                 | 3             | 315                     | 276                       | 591                    |        |
| 02. Bandar                      | 1             | 10                      | 20                        | 30                     |        |
| 03. Blado                       | -             | -                       | -                         | -                      |        |
| 04. Reban                       | -             | -                       | -                         | -                      |        |
| 05. Bawang                      | 2             | 1 080                   | 1 080                     | 2 160                  |        |
| 06. Tersono                     | 1             | 7                       | 15                        | 22                     |        |
| 07. Gringsing                   | 5             | 568                     | 1 407                     | 1 975                  |        |
| 08. Limpung                     | 5             | 467                     | 563                       | 1 030                  |        |
| 09. Banyuputih                  | 3             | 185                     | 427                       | 612                    |        |
| 10. Subah                       | -             | -                       | -                         | -                      |        |
| 11. Pecalungan                  | 1             | 56                      | 65                        | 121                    |        |
| 12. Tulis                       | 5             | 906                     | 521                       | 1 427                  |        |
| 13. Kandeman                    | 2             | 2 242                   | 1 415                     | 3 657                  |        |
| 14. Batang                      | 9             | 2 486                   | 1 514                     | 4 000                  |        |
| 15. Warungasem                  | -             | -                       | -                         | -                      |        |
| Jumlah / <i>Total</i>           | 2017          | 37                      | 8 322                     | 7 303                  | 15 625 |
|                                 | 2016          | 39                      | 7 589                     | 7 131                  | 14 720 |

Sumber : Dinas Perindustrian, Perdagangan, Koperasi dan Usaha Kecil Menengah  
 Source : *Service of Industry, Trade, Cooperatives and Small Medium Enterprises*

**Tabel 7.9 Jumlah Koperasi Pegawai Republik Indonesia (KPRI) dan Anggota Menurut Jenis Kelamin dan Kecamatan di Kabupaten Batang, 2017**  
**Total Employee of Republic Indonesia Cooperation and Members by Sex of Member and Subdistrict in Batang Regency, 2017**

| Kecamatan<br><i>Subdistrict</i> | KPRI<br>(unit) | Anggota / Member        |                           |                        |       |
|---------------------------------|----------------|-------------------------|---------------------------|------------------------|-------|
|                                 |                | Laki-laki<br><i>Man</i> | Perempuan<br><i>Woman</i> | Jumlah<br><i>Total</i> |       |
| (1)                             | (2)            | (3)                     | (4)                       | (5)                    |       |
| 01. Wonotunggal                 | 1              | 92                      | 90                        | 182                    |       |
| 02. Bandar                      | 2              | 137                     | 136                       | 273                    |       |
| 03. Blado                       | 2              | 156                     | 157                       | 313                    |       |
| 04. Reban                       | 1              | 97                      | 61                        | 158                    |       |
| 05. Bawang                      | 1              | 141                     | 69                        | 210                    |       |
| 06. Tersono                     | 1              | 144                     | 92                        | 236                    |       |
| 07. Gringsing                   | 2              | 102                     | 98                        | 200                    |       |
| 08. Limpung                     | 1              | 177                     | 178                       | 355                    |       |
| 09. Banyuputih                  | -              | -                       | -                         | -                      |       |
| 10. Subah                       | 1              | 177                     | 118                       | 295                    |       |
| 11. Pecalungan                  | -              | -                       | -                         | -                      |       |
| 12. Tulis                       | 2              | 167                     | 176                       | 343                    |       |
| 13. Kandeman                    | -              | -                       | -                         | -                      |       |
| 14. Batang                      | 28             | 2 462                   | 2 843                     | 5 305                  |       |
| 15. Warungasem                  | 1              | 98                      | 87                        | 185                    |       |
| Jumlah / Total                  | 2017           | 43                      | 3 950                     | 4 105                  | 8 055 |
|                                 | 2016           | 48                      | 4 158                     | 4 058                  | 8 216 |

Sumber : Dinas Perindustrian, Perdagangan, Koperasi dan Usaha Kecil Menengah  
 Source : *Service of Industry, Trade, Cooperatives and Small Medium Enterprises*

**Tabel 7.10 Pemasukan dan Pengeluaran Beras Gudang Bulog  
Kandeman Batang, 2015-2017**  
*Income and Outcome of Rice in Bulog Warehouse  
Kandeman Batang, 2015-2017*

| Rincian<br><i>Details</i>              | 2015<br>(Ton)     | 2016<br>(Ton)     | 2017<br>(Ton)     |
|--|-------------------|-------------------|-------------------|
| (1)                                    | (2)               | (3)               | (4)               |
| <b>PEMASUKAN</b>                       | <b>19 338 642</b> | <b>18 859 782</b> | <b>13 216 442</b> |
| • Sisa stok tahun sebelumnya           | 4 894 897         | 6 319 782         | 5 473 662         |
| • Pengadaan beras dari dalam daerah    | 14 029 000        | 12 540 000        | 7 742 780         |
| • Pengadaan beras dari luar daerah     | 200 000           | -                 | -                 |
| • Pengadaan beras dari gudang lain     | 214 745           | -                 | -                 |
| <b>PENGELUARAN</b>                     | <b>13 018 860</b> | <b>13 386 120</b> | <b>10 063 380</b> |
| • Penyaluran beras sejahtera           | 12 399 660        | 10 628 280        | 9 565 380         |
| • Operasi pasar                        | 619 200           | -                 | -                 |
| • Penyaluran beras untuk instansi lain | -                 | -                 | -                 |
| • Pemindahan stok ke Bulog daerah lain | -                 | 2 757 840         | 498 000           |
| • Cadangan beras pemerintah            | -                 | -                 | -                 |
| • Lain-lain                            | -                 | -                 | -                 |

Sumber : Gudang Bulog Kandeman Batang

Source : *Bulog Warehouse Kandeman Batang*

**Tabel 7.11** Penyaluran Beras Sejahtera oleh Gudang Bulog Kandeman Batang Menurut Kecamatan di Kabupaten Batang, 2015-2017  
**Table** *Distribution of Prosperous Rice by Bulog Warehouse Kandeman Batang by Subdistrict in Batang Regency, 2015-2017*

| Kecamatan<br><i>Subdistrict</i> | 2015<br>(Ton) | 2016<br>(Ton) | 2017<br>(Ton) |
|---------------------------------|---------------|---------------|---------------|
| (1)                             | (2)           | (3)           | (4)           |
| 01. Wonotunggal                 | 37,00         | 37,00         | 37,00         |
| 02. Bandar                      | 104,10        | 104,10        | 104,10        |
| 03. Blado                       | 79,40         | 79,40         | 79,40         |
| 04. Reban                       | 70,00         | 70,00         | 70,00         |
| 05. Bawang                      | 89,40         | 89,40         | 89,40         |
| 06. Tersono                     | 49,20         | 49,20         | 49,20         |
| 07. Gringsing                   | 58,00         | 58,00         | 58,00         |
| 08. Limpung                     | 54,50         | 54,50         | 54,50         |
| 09. Banyuputih                  | 40,40         | 40,40         | 40,40         |
| 10. Subah                       | 62,00         | 62,00         | 62,00         |
| 11. Pecalungan                  | 47,30         | 47,30         | 47,30         |
| 12. Tulis                       | 53,40         | 53,40         | 53,40         |
| 13. Kandeman                    | 59,10         | 59,10         | 59,10         |
| 14. Batang                      | 55,40         | 55,40         | 55,40         |
| 15. Warungasem                  | 27,00         | 27,00         | 27,00         |
| Jumlah / <i>Total</i>           | 885,70        | 885,70        | 885,70        |

Sumber : Gudang Bulog Kandeman Batang

Source : *Bulog Warehouse Kandeman Batang*

# HOTEL & PARIWISATA

## BAB 8

### Hotel bintang



### Hotel melati



### Objek Wisata

#### Dikelola swasta dan masyarakat :

- Batang Dolphin Center
- Sikembang
- Desa Wisata Pandansari
- Rumah Bunga Wonobodro
- Srigunung
- Telaga Dringo
- Agrowisata Selopajang Timur
- dll

#### Dikelola PEMDA

- Kolam Renang Bandar
- Pantai Sigandu
- Pantai Jodo
- Pantai Ujungnegoro
- THR Kramat
- Kebun Teh Pagilaran
- Pantai Celong
- Pemandian Air Panas Sangubanyu
- Desa Wisata Mentosari





**PENJELASAN TEKNIS**

1. **Hotel** adalah penyediaan akomodasi secara harian berupa kamar-kamar di dalam satu bangunan yang dapat dilengkapi dengan jasa pelayanan makan dan minum, kegiatan hiburan dan atau fasilitas lainnya. Hotel terdiri dari hotel berbintang dan hotel non- bintang.
2. **Hotel bintang** adalah usaha penyediaan jasa pelayanan penginapan, makan minum serta jasa lainnya bagi umum dengan menggunakan sebagian atau seluruh bangunan. Usaha ini dikelola secara komersial serta memenuhi ketentuan persyaratan sebagai hotel bintang (termasuk berlian) yang ditetapkan dalam surat keputusan instansi yang membinanya. Misalnya hotel bintang lima, hotel bintang empat dan seterusnya.
3. **Bioskop** adalah pertunjukkan yang diperlihatkan dengan gambar (film) yang disorot sehingga dapat bergerak. Bioskop juga diartikan sebagai tempat untuk menonton pertunjukkan film dengan menggunakan layar lebar, dimana gambar film diproyeksikan ke layar menggunakan proyektor.

**TECHNICAL NOTES**

1. **Hotel** is a daily supply of accommodation rooms within a building which can be equipped with eating and drinking services, entertainment activities and/or other facilities. Hotel consists of a classified hotel and a non-classified hotel.
2. **A star hotel** is the business of providing an accommodation, eating and drinking as well as other services for the public by using a building or a part of a building. It is managed commercially and meets specified requirements as a star hotel (including diamonds) set forth in the decree of fostering agency. For example, five star hotel, four star hotel, and so on.
3. **Cinema** is a show that is shown with the image (film) highlighted so it can move. Cinema also be interpreted as a place to watch the shows using a wide screen movies, where the film images projected onto a screen using a projector.

**ULASAN**

Usaha akomodasi mempunyai potensi yang sangat strategis untuk terus dikembangkan guna menopang pertumbuhan dan perkembangan perekonomian di Kabupaten Batang. Pada tahun 2017, total usaha hotel dan akomodasi lainnya di Kabupaten Batang mencapai 12 unit yang terdiri dari 1 hotel bintang 2, 1 hotel bintang 1 dan 10 hotel melati. Hotel dan akomodasi lainnya ini tersebar di beberapa kecamatan dan yang paling banyak terdapat di sepanjang jalur pantura. Usaha hotel dan akomodasi lainnya disekitar obyek wisata masih belum berkembang potensinya.

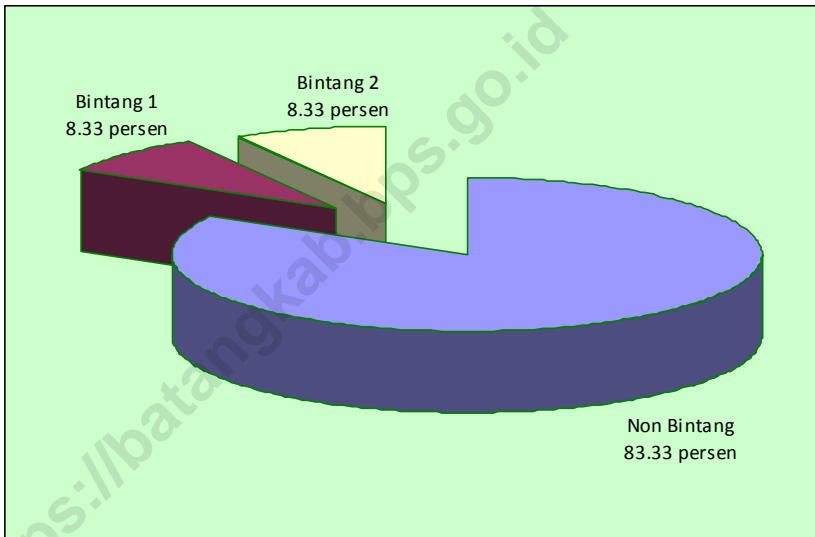
Sektor pariwisata di Kabupaten Batang semakin dikembangkan oleh pemerintah daerah. Objek pariwisata yang dikelola pemda tersebut adalah kolam renang Bandar, THR Kramat, pantai Ujungnegoro, pantai Sigandu, pantai Celong, pantai Jodo, kebun teh Pagilaran, pemandian air panas Sangubanyu serta desa wisata Mentosari. Tidak hanya pemerintah daerah, masyarakat dan swasta pun turut mengembangkan sektor pariwisata. Beberapa objek pariwisata yang dikelola mereka adalah Batang Dolphin Center, desa wisata Pandansari, objek wisata Sikembang, Srigunung, wisata Agro Selopajang Timur dan lain-lain.

**DESCRIPTION**

*Accommodation business has a very strategic potential to continue to be developed to sustain economic growth and development in Batang Regency. In 2017, the total hotel business and other accommodation in Batang Regency reached 12 units consisting of 1 2 star hotel, 1 1 star hotel and 10 budget hotels. These hotels and other accommodations are scattered in several sub-districts and the most widely located along the pantura line. Hotel business and other accommodation around tourism objects still have not developed their potential.*

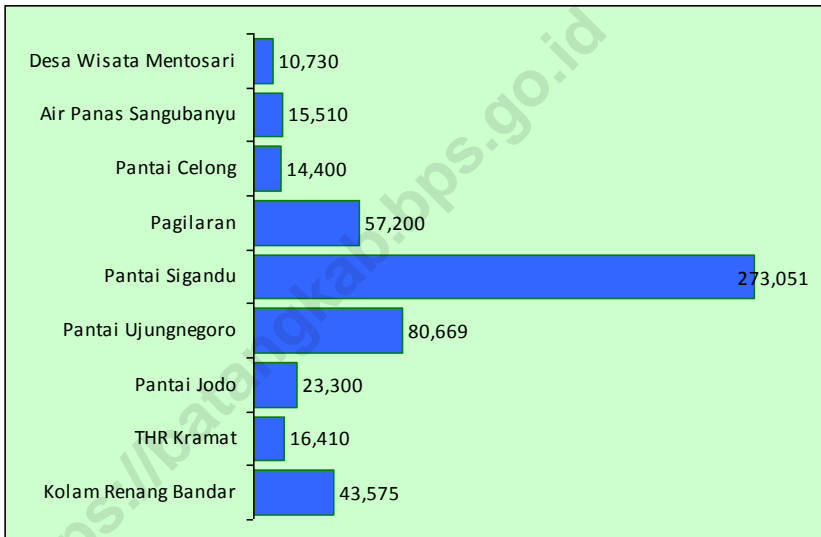
*Pariwisata sector in Batang Regency is increasingly developed by the local government. Tourism objects managed by the local government are Bandar swimming pool, THR Kramat, Ujungnegoro beach, Sigandu beach, Celong beach, Jodo beach, Pagilaran tea garden, Sangubanyu hot spring and Mentosari tourist village. Not only the local government, the community and the private sector also helped develop the tourism sector. Some of the tourism objects they manage are Batang Dolphin Center, Pandansari tourism village, Sikembang tourism object, Srigunung, East Selopajang Agro tourism and others.*

**Gambar 8.1** **Persentase Hotel/Akomodasi Lainnya Menurut Klasifikasi di Kabupaten Batang, 2017**  
*Percentage of Hotel/Other Accomodations by Classification in Batang Regency, 2017*



Sumber : Survei Perusahaan/Usaha Jasa Akomodasi  
Source : Accommodation Services Establishment Survey

**Gambar 8.2** Jumlah Pengunjung Obyek Wisata Menurut Tempat di Kabupaten Batang, 2017  
*Number of Visitors of Tourism Object by Place in Batang Regency, 2017*



Sumber : Dinas Pariwisata, Kepemudaan dan Olahraga  
*Source : Service of Tourism, Youth and Sport*

## 8.1 HOTEL/HOTELS

**Tabel 8.1.1 Jumlah Hotel/Akomodasi Lainnya Menurut Kecamatan dan Klasifikasi di Kabupaten Batang, 2017**  
**Number of Hotel/Other Accomodations by Subdistrict and Classification in Batang Regency, 2017**

| Kecamatan<br><i>Subdistrict</i> | Hotel/Akomodasi Lainnya<br><i>Hotels/Other Accomodations</i> |                            |                            |                            |                            |                            |
|---------------------------------|--|----------------------------|----------------------------|----------------------------|----------------------------|----------------------------|
|                                 | Non Bintang<br><i>Not Star</i>                               | Bintang 1<br><i>1'Star</i> | Bintang 2<br><i>2'Star</i> | Bintang 3<br><i>3'Star</i> | Bintang 4<br><i>4'Star</i> | Bintang 5<br><i>5'Star</i> |
| (1)                             | (2)  | (3)                        | (4)                        | (5)                        | (6)                        | (7)                        |
| 01 Wonotunggal                  | -  | -                          | -                          | -                          | -                          | -                          |
| 02 Bandar                       | -  | -                          | -                          | -                          | -                          | -                          |
| 03 Blado                        | 2  | -                          | -                          | -                          | -                          | -                          |
| 04 Reban                        | -  | -                          | -                          | -                          | -                          | -                          |
| 05 Bawang                       | -  | -                          | -                          | -                          | -                          | -                          |
| 06 Tersono                      | -  | -                          | -                          | -                          | -                          | -                          |
| 07 Gringsing                    | 2  | -                          | -                          | -                          | -                          | -                          |
| 08 Limpung                      | -  | -                          | -                          | -                          | -                          | -                          |
| 09 Banyuputih                   | 4  | -                          | -                          | -                          | -                          | -                          |
| 10 Subah                        | -  | -                          | -                          | -                          | -                          | -                          |
| 11 Pecalungan                   | -  | -                          | -                          | -                          | -                          | -                          |
| 12 Tulis                        | 1  | -                          | -                          | -                          | -                          | -                          |
| 13 Kandeman                     | -  | -                          | -                          | -                          | -                          | -                          |
| 14 Batang                       | 1  | 1                          | 1                          | -                          | -                          | -                          |
| 15 Warungasem                   | -  | -                          | -                          | -                          | -                          | -                          |
| <b>Jumlah/Total</b>             | <b>10</b>  | <b>1</b>                   | <b>1</b>                   | <b>-</b>                   | <b>-</b>                   | <b>-</b>                   |

Sumber : Survei Perusahaan/Usaha Jasa Akomodasi

Source : Accommodation Services Establishment Survey

**Tabel 8.1.2** **Alamat Hotel/Akomodasi Lainnya dan Jumlah Kamar di Kabupaten Batang, 2017**  
**Address Hotel/Other Accommodation and Number of Rooms at Batang Regency, 2017**

|    | Nama Hotel<br><i>Hotel Name</i> | Alamat<br><i>Address</i>          | Kelas<br><i>Class</i> | Jumlah/ <i>Total</i> |                               |
|----|---------------------------------|-----------------------------------|-----------------------|----------------------|-------------------------------|
|    |                                 |                                   |                       | Kamar<br><i>Room</i> | Tempat<br>Tidur<br><i>Bed</i> |
|    | (1)                             | (2)                               |                       | (3)                  |                               |
| 01 | Hotel Yudhistira                | Jl. Raya Batang-Pekalongan Km3    | Bintang1              | 43                   | 86                            |
| 02 | Hotel Sendangsari               | Jl. Jend Sudirman No. 29          | Bintang2              | 88                   | 176                           |
| 03 | Hotel Tulis Indah Jaya          | Jl. Raya Tulis Km5                | Melati                | 17                   | 17                            |
| 04 | Rejo Agung Podomoro             | Jl. Raya Banyuputih               | Melati                | 20                   | 20                            |
| 05 | Hotel Podomoro                  | Jl. Gringsing-Batang              | Melati                | 20                   | 20                            |
| 06 | Hotel Panorama Inn              | Jl. Raya Penundan Banyuputih      | Melati                | 21                   | 21                            |
| 07 | Hotel Dewi Ratih                | Jl. Raya Jend. Urip Sumohardjo    | Melati                | 50                   | 100                           |
| 08 | Hotel Arowana                   | Desa Surodadi-Gringsing           | Melati                | 12                   | 12                            |
| 09 | Hotel Arjuna                    | Jl. Raya Sembung Banyuputih       | Melati                | 27                   | 27                            |
| 10 | Penginapan Anjani               | Jl. Pagilaran Blado Km7           | Melati                | 28                   | 28                            |
| 11 | Hotel Alazka                    | Dukuh Petamanan Gringsing         | Melati                | 20                   | 20                            |
| 12 | Hotel Larasati                  | Jl. Raya Blado Pagilaran Kalisari | Melati                | 30                   | 30                            |

Sumber : Survei Perusahaan/Usaha Jasa Akomodasi  
*Source : Accommodation Services Establishment Survey*

8.2 PARIWISATA/*TOURISM*

**Tabel 8.2.1 Jumlah Pengunjung Obyek Wisata Menurut Tempat dan Bulan di Kabupaten Batang, 2017**  
*Number of Visitors of Tourism Object by Place and Month in Batang Regency, 2017*

|                      | Bulan<br><i>Month</i> | Kolam Renang<br><i>Swimming Pool</i><br>Bandar | Taman Rakyat<br><i>People's Garden</i><br>Kramat | Pantai<br><i>Beach</i><br>Jodo | Pantai<br><i>Beach</i><br>Ujungnegoro |
|----------------------|-----------------------|--|--|--------------------------------|---------------------------------------|
|                      | (1)                   | (2)  | (3)  | (4)                            | (5)                                   |
| 01                   | Januari               | 5 281  | 1 111  | 5 000                          | 11 994                                |
| 02                   | Februari              | 1 560  | 554  | -                              | 4 780                                 |
| 03                   | Maret                 | 2 712  | 354  | 2 500                          | 4 881                                 |
| 04                   | April                 | 3 249  | 881  | -                              | 4 445                                 |
| 05                   | Mei                   | 4 100  | 1 199  | 1 000                          | 6 221                                 |
| 06                   | Juni                  | 70   | 129  | 1 200                          | 1 304                                 |
| 07                   | Juli                  | 14 564   | 4 647  | 2 300                          | 24 000                                |
| 08                   | Agustus               | 1 950  | 1 169  | 3 000                          | 2 659                                 |
| 09                   | September             | 3 196  | 1 604  | 1 000                          | 4 100                                 |
| 10                   | Oktober               | 2 815  | 2 041  | 1 500                          | 5 200                                 |
| 11                   | Nopember              | 1 336  | 951  | 1 500                          | 4 200                                 |
| 12                   | Desember              | 2 742  | 1 770  | 3 700                          | 6 885                                 |
| Jumlah/ <i>Total</i> | 2017                  | 43 575   | 16 410   | 22 700                         | 80 669                                |
|                      | 2016                  | 34 135   | 3 730  | 23 372                         | 91 279                                |

**Tabel**      **8.2.1**      **Lanjutan**  
**Table**                      **Continued**

|                      | Bulan<br><i>Month</i> | Pantai<br><i>Beach</i><br>Sigandu | Resor<br><i>Resort</i><br>Pagilaran | Pantai<br><i>Beach</i><br>Celong | Pemandian<br>Air Panas<br><i>Spring Water</i><br>Sangubanyu | Desa<br>Wisata<br><i>Tourist</i><br><i>Village</i><br>Mentosari |
|----------------------|-----------------------|-----------------------------------|-------------------------------------|----------------------------------|---|---|
|                      | (1)                   | (6)                               | (7)                                 | (8)                              | (9)   | (10)  |
| 01                   | Januari               | 20 715                            | 4 200                               | 2 500                            | 500   | -   |
| 02                   | Februari              | 15 285                            | 2 300                               | 600                              | -   | -   |
| 03                   | Maret                 | 21 514                            | 1 900                               | 700                              | 2 000   | -   |
| 04                   | April                 | 22 842                            | 2 800                               | 900                              | 1 000   | -   |
| 05                   | Mei                   | 26 632                            | 3 400                               | -                                | -   | -   |
| 06                   | Juni                  | 9 612                             | 3 400                               | 1 900                            | -   | -   |
| 07                   | Juli                  | 58 700                            | 13 300                              | 2 400                            | 3 500   | -   |
| 08                   | Agustus               | 16 700                            | 5 400                               | 2 500                            | 1 000   | -   |
| 09                   | September             | 18 600                            | 2 200                               | 800                              | 1 000   | -   |
| 10                   | Oktober               | 20 000                            | 3 900                               | 500                              | 900   | -   |
| 11                   | Nopember              | 16 100                            | 4 000                               | -                                | -   | -   |
| 12                   | Desember              | 26 351                            | 10 400                              | 2 200                            | 5 610   | 10 730  |
| Jumlah/ <i>Total</i> | 2017                  | 273 051                           | 57 200                              | 15 000                           | 15 510  | 10 730  |
|                      | 2016                  | 304 956                           | 66 700                              | 18 100                           | 19 000  | -   |

Sumber : Dinas Pariwisata, Kepemudaan dan Olahraga  
*Source : Service of Tourism, Youth and Sport*



**Tabel 8.2.2 Jumlah Pendapatan Asli Daerah dari Pengunjung Obyek Wisata Menurut Bulan di Kabupaten Batang, 2017**  
***Number of Locally-Generated Revenue from Tourists of Tourism by Month In Batang Regency, 2017***

|                      | Bulan<br><i>Month</i> | Kolam Renang<br><i>Swimming Pool</i><br>Bandar | Taman Rakyat<br><i>People's</i><br><i>Garden</i><br>Kramat | Pantai<br><i>Beach</i><br>Jodo | Pantai<br><i>Beach</i><br>Ujungnegoro |
|----------------------|-----------------------|--|--|--------------------------------|---------------------------------------|
|                      | (1)                   | (2)  | (3)  | (4)                            | (5)                                   |
| 01                   | Januari               | 28 684 750                                     | 6 952 250  | 5 500 000                      | 56 971 500                            |
| 02                   | Februari              | 7 410 000                                      | 2 631 500  | -                              | 22 705 000                            |
| 03                   | Maret                 | 12 882 000                                     | 2 360 750  | 2 750 000                      | 23 130 750                            |
| 04                   | April                 | 15 432 750                                     | 4 184 750  | -                              | 21 113 750                            |
| 05                   | Mei                   | 19 475 000                                     | 5 694 750  | 1 100 000                      | 29 549 750                            |
| 06                   | Juni                  | 332 500  | 613 250  | 1 320 000                      | 6 194 000                             |
| 07                   | Juli                  | 79 482 500                                     | 24 668 250   | 2 530 000                      | 114 000 000                           |
| 08                   | Agustus               | 9 263 000                                      | 5 552 750  | 3 300 000                      | 12 629 750                            |
| 09                   | September             | 15 577 000                                     | 7 619 000  | 1 100 000                      | 19 475 500                            |
| 10                   | Oktober               | 13 371 250                                     | 9 694 750  | 1 650 000                      | 24 700 000                            |
| 11                   | Nopember              | 6 346 000                                      | 4 517 250  | 1 650 000                      | 19 950 000                            |
| 12                   | Desember              | 13 024 500                                     | 9 797 500  | 4 070 000                      | 32 757 750                            |
| Jumlah/ <i>Total</i> | 2017                  | 221 281 250                                    | 84 286 750   | 24 970 000                     | 383 177 750                           |
|                      | 2016                  | 169 574 250                                    | 17 102 250   | 22 192 400                     | 282 472 750                           |

**Tabel 8.2.2 Lanjutan**  
**Table Continued**

|              | Bulan<br>Month | Pantai<br>Beach<br>Sigandu | Resor<br>Resort<br>Pagilaran | Pantai<br>Beach<br>Celong | Pemandian<br>Air Panas<br>Spring Water<br>Sangubanyu | Desa<br>Wisata<br>Tourist<br>Village<br>Mentosari |
|--------------|----------------|----------------------------|------------------------------|---------------------------|--|---|
|              | (1)            | (6)                        | (7)                          | (8)                       | (9)  | (10)  |
| 01           | Januari        | 98 396 250                 | 6 982 500                    | 2 750 000                 | 550 000  | -   |
| 02           | Februari       | 72 603 750                 | 3 823 750                    | 660 000                   | -  | -   |
| 03           | Maret          | 102 191 500                | 3 158 750                    | 770 000                   | 2 200 000  | -   |
| 04           | April          | 108 499 500                | 4 655 000                    | 990 000                   | 1 100 000  | -   |
| 05           | Mei            | 126 502 000                | 5 625 000                    | -                         | -  | -   |
| 06           | Juni           | 45 657 000                 | 5 653 000                    | 2 090 000                 | -  | -   |
| 07           | Juli           | 278 825 000                | 22 111 250                   | 2 640 000                 | 3 850 000  | -   |
| 08           | Agustus        | 79 325 000                 | 8 977 500                    | 2 750 000                 | 1 100 000  | -   |
| 09           | September      | 88 350 000                 | 3 657 500                    | 880 000                   | 1 100 000  | -   |
| 10           | Oktober        | 95 000 000                 | 6 483 750                    | 550 000                   | 990 000  | -   |
| 11           | Nopember       | 76 475 000                 | 6 650 000                    | -                         | -  | -   |
| 12           | Desember       | 125 167 250                | 17 317 000                   | 2 420 000                 | 6 171 000  | 16 095 000  |
| Jumlah/Total | 2017           | 1 296 992 250              | 95 095 000                   | 16 500 000                | 17 061 000   | 16 095 000  |
|              | 2016           | 921 770 000                | 110 888 750                  | 18 920 000                | 20 900 000   | -   |

Sumber : Dinas Pariwisata, Kepemudaan dan Olahraga  
Source : Service of Tourism, Youth and Sport

# TRANSPORTASI & KOMUNIKASI

## BAB 9



**121.615**

Surat masuk



**63.736**

Surat keluar

**KANTOR POS BATANG**





**PENJELASAN TEKNIS**

1. Untuk keperluan pengaturan penggunaan dan pemenuhan kebutuhan angkutan, jalan dibagi dalam beberapa kelas yang didasarkan pada kebutuhan transportasi, pemilihan moda secara tepat dengan mempertimbangkan keunggulan karakteristik masing-masing moda, perkembangan teknologi kendaraan bermotor, muatan sumbu terberat kendaraan bermotor serta konstruksi jalan. Pengelompokan jalan<sup>[5]</sup> menurut muatan sumbu yang disebut juga kelas jalan, terdiri dari:
  - a. **Jalan Kelas I**, yaitu jalan arteri yang dapat dilalui kendaraan bermotor termasuk muatan dengan ukuran lebar tidak melebihi 2.500 milimeter, ukuran panjang tidak melebihi 18.000 milimeter, dan muatan sumbu terberat yang diizinkan lebih besar dari 10 ton, yang saat ini masih belum digunakan di Indonesia, namun sudah mulai dikembangkan diberbagai negara maju seperti di Prancis telah mencapai muatan sumbu terberat sebesar 13 ton;
  - b. **Jalan Kelas II**, yaitu jalan arteri yang dapat dilalui kendaraan bermotor termasuk muatan

**TECHNICAL NOTES**

1. *For the purposes of regulating the use and requirements of transport, roads are divided into several classes based on the needs of transport, modal choice appropriately taking into account the characteristics of excellence of each mode, the development of motor vehicle technology, load the heaviest axis of motor vehicles and road construction. Grouping the road [5] according to the charge axis, also called the class path, comprising:*
  - a. **Road Class I**, *the arterial roads that can be passed vehicles including cargo with a width not exceeding 2,500 mm, a length not exceeding 18,000 millimeters, and the charge axis heaviest permitted greater than 10 tonnes, which is still not used in Indonesia, but are already being developed in many developed countries such as France have reached the axis of heaviest payload of 13 tonnes;*
  - b. **Road Class II**, *the arterial roads that can be passed vehicles including cargo with a width not exceeding 2,500 mm, a length not exceeding 18,000 millimeters, and the charge axis heaviest allowed 10 tons, the way this class is a*

dengan ukuran lebar tidak melebihi 2.500 milimeter, ukuran panjang tidak melebihi 18.000 milimeter, dan muatan sumbu terberat yang diizinkan 10 ton, jalan kelas ini merupakan jalan yang sesuai untuk angkutan peti kemas;

- c. **Jalan Kelas III A**, yaitu jalan arteri atau kolektor yang dapat dilalui kendaraan bermotor termasuk muatan dengan ukuran lebar tidak melebihi 2.500 milimeter, ukuran panjang tidak melebihi 18.000 milimeter, dan muatan sumbu terberat yang diizinkan 8 ton;
- d. **Jalan Kelas III B**, yaitu jalan kolektor yang dapat dilalui kendaraan bermotor termasuk muatan dengan ukuran lebar tidak melebihi 2.500 milimeter, ukuran panjang tidak melebihi 12.000 milimeter, dan muatan sumbu terberat yang diizinkan 8 ton;
- e. **Jalan Kelas III C**, yaitu jalan lokal dan jalan lingkungan yang dapat dilalui kendaraan bermotor termasuk muatan dengan ukuran lebar tidak melebihi 2.100 milimeter, ukuran panjang tidak melebihi 9.000 milimeter, dan muatan sumbu terberat yang diizinkan 8 ton.

*way that is suitable for container transportation;*

- c. **Road Class III A**, *ie arterial or collector roads are passable vehicles include a charge to the size of a width not exceeding 2,500 mm, a length not exceeding 18,000 millimeters, and load the heaviest axis allowed 8 tons;*
- d. **Roads Class III B**, *collector roads that are passable vehicles include a charge to the size of a width not exceeding 2,500 mm, a length not exceeding 12,000 millimeters, and load the heaviest axis allowed 8 tons;*
- e. **Road Class III C**, *the local road and street environment that can be passed vehicles include a charge to the size of a width not exceeding 2,100 mm, a length not exceeding 9,000 millimeters, and load the heaviest axis allowed 8 tons.*

**ULASAN****DESCRIPTION****1. Transportasi**

Panjang jalan kabupaten tahun 2017 mencapai 552,42 Km. Nilai ini ditetapkan berdasarkan peraturan yang tertuang dalam Keputusan Menteri Pekerjaan Umum tentang status jalan nasional bukan jalan tol Nomor 631/KPTS/M/2009, Keputusan Gubernur Jawa Tengah Nomor 620/2/Tahun 2016 tentang penetapan status ruas jalan sebagai jalan provinsi Jawa Tengah serta Keputusan Bupati Batang Nomor 050/243/2016 tentang penetapan status ruas jalan kabupaten. Beberapa jalan mengalami perubahan status jalan, misalnya jalan kabupaten menjadi jalan provinsi. Dari panjang jalan tersebut 251,13 km dalam kondisi baik; 17,67 km sedang ; 26,74 km rusak dan 256,88 dalam kondisi rusak berat.

**2. Komunikasi**

Berdasarkan data dari PT POS Indonesia Cabang Batang, realisasi pendapatan jasa / pemasukan PT. Pos Indonesia Batang mengalami kenaikan dari 1,401 milyar rupiah pada tahun 2016 menjadi Rp. 1,472 milyar rupiah di tahun 2017. Nilai uang wesel yang masuk ke Batang dari luar negeri mencapai 8,327 milyar rupiah sedangkan yang berasal dari dalam negeri hanya 3,110 milyar rupiah

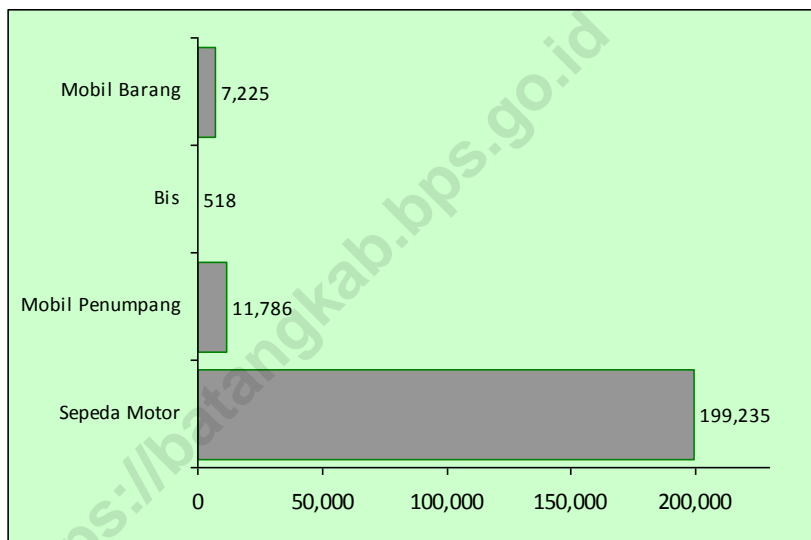
**1. Transportation**

*The length of the district road in 2017 reaches 552.42 Km. This value is determined based on the regulations stated in the Decree of the Minister of Public Works concerning the status of national roads, not toll roads No. 631 / KPTS / M / 2009, Central Java Governor Decree Number 620/2/2016 concerning the determination of the status of road sections as the provincial road of Central Java and Batang District Head Decree Number 050/243/2016 concerning the determination of the status of district roads. Some roads experience changes in road status, for example the district road becomes a provincial road. From the length of the road 251.13 km is in good condition; 17.67 km medium; 26.74 km damaged and 256.88 in heavily damaged conditions.*

**2. Communication**

*Based on data from PT POS Indonesia Branch Batang, the realization of PT. Pos Indonesia Batang has increased from 1.401 billion rupiah in 2016 to Rp. 1,472 billion rupiah in 2017. The value of money orders entering Batang from abroad reached 8,327 billion, which came from within the country only 3,110 billion rupiah*

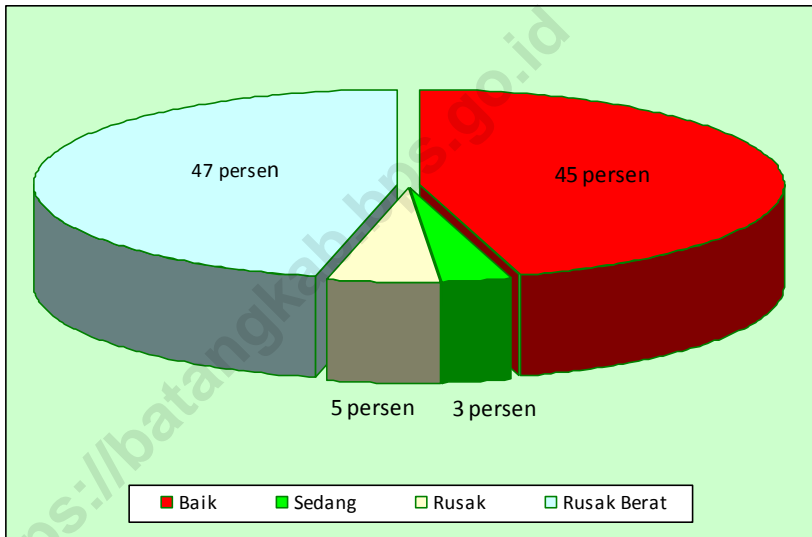
**Gambar 9.1** Jumlah Kendaraan Bermotor Menurut Jenis Kendaraan Bermotor di Kabupaten Batang, 2017  
*Number of Vehicle by Kind of Vehicle in Batang Regency, 2017*



Sumber : Kantor Bersama Samsat Batang  
Source : Office With Samsat Batang



**Gambar 9.2** Persentase Jalan Kabupaten Menurut Kondisi Jalan di Kabupaten Batang, 2017  
**Figures** Percentage of Regency Roads by Road Condition in Batang Regency, 2017



Sumber : Dinas Pekerjaan Umum dan Penataan Ruang  
 Source : Service of Public Works and Spatial Planning

**9.1. TRANSPORTASI/TRANSPORTATION**

**Tabel 9.1.1 Panjang Jalan Kabupaten Menurut Jenis Permukaan di Kabupaten Batang, 2006-2017**  
*Length of Regency Roads by Surface Type in Batang Regency, 2006-2017*

| Tahun<br>Year | Jenis Permukaan / Surface Type (Km) |                   |               |                  | Jumlah<br>Total |
|---------------|-------------------------------------|-------------------|---------------|------------------|-----------------|
|               | Aspal<br>Asphalt                    | Kerikil<br>Gravel | Tanah<br>Land | Lainnya<br>Other |                 |
| (1)           | (2)                                 | (3)               | (4)           | (5)              | (6)             |
| 2006          | 572,53                              | -                 | -             | -                | 572,53          |
| 2007          | 579,53                              | -                 | -             | -                | 579,53          |
| 2008          | 579,53                              | -                 | -             | -                | 579,53          |
| 2009          | 579,53                              | -                 | -             | -                | 579,53          |
| 2010          | 579,53                              | -                 | -             | -                | 579,53          |
| 2011          | 579,53                              | -                 | -             | -                | 579,53          |
| 2012          | 579,53                              | -                 | -             | -                | 579,53          |
| 2013          | 579,53                              | -                 | -             | -                | 579,53          |
| 2014          | 579,53                              | -                 | -             | -                | 579,53          |
| 2015          | 579,53                              | -                 | -             | -                | 579,53          |
| 2016          | 552,42                              | -                 | -             | -                | 552,42          |
| 2017          | 552,42                              | -                 | -             | -                | 552,42          |

Sumber : Dinas Pekerjaan Umum dan Penataan Ruang  
 Source : Service of Public Works and Spatial Planning

**Tabel 9.1.2 Panjang Jalan Kabupaten Menurut Kondisi Jalan di Kabupaten Batang, 2006-2017**  
***Length of Regency Roads by Road Condition in Batang Regency, 2006-2017***

| Tahun<br><i>Year</i> | Kondisi Jalan / <i>Road Condition</i> (Km) |                             |                         |   | Jumlah<br><i>Total</i> |
|----------------------|--|-----------------------------|-------------------------|---|------------------------|
|                      | Baik<br><i>Good</i>                        | Sedang<br><i>Sufficient</i> | Rusak<br><i>Damaged</i> | Rusak<br>Berat<br><i>Heavy</i><br>Damaged |                        |
| (1)                  | (2)  | (3)                         | (4)                     | (5)                                       | (6)                    |
| 2006                 | 342,00                                     | 171,28                      | 59,25                   | -   | 572,53                 |
| 2007                 | 306,46                                     | 204,82                      | 68,25                   | -   | 579,53                 |
| 2008                 | 313,53                                     | 191,75                      | 74,25                   | -   | 579,53                 |
| 2009                 | 392,71                                     | 93,01                       | 72,79                   | 21,03                                     | 579,54                 |
| 2010                 | 171,88                                     | 213,00                      | 64,90                   | 129,75                                    | 579,53                 |
| 2011                 | 274,22                                     | 174,02                      | 42,09                   | 89,20                                     | 579,53                 |
| 2012                 | 226,61                                     | 61,94                       | 98,71                   | 192,28                                    | 579,54                 |
| 2013                 | 239,03                                     | 53,94                       | 94,18                   | 192,38                                    | 579,53                 |
| 2014                 | 263,01                                     | 80,15                       | 86,22                   | 150,16                                    | 579,53                 |
| 2015                 | 263,01                                     | 80,15                       | 86,22                   | 150,16                                    | 579,53                 |
| 2016                 | 272,06                                     | 58,05                       | 57,23                   | 165,08                                    | 552,42                 |
| 2017                 | 251,13                                     | 17,67                       | 26,74                   | 256,88                                    | 552,42                 |

Sumber : Dinas Pekerjaan Umum dan Penataan Ruang

Source : *Service of Public Works and Spatial Planning*

**Tabel 9.1.3 Panjang Jalan Kabupaten Menurut Kelas Jalan di Kabupaten Batang, 2006-2017**  
***Length of Regency Roads by Road Class in Batang Regency, 2006-2017***

| Tahun<br><i>Year</i> | Kelas Jalan / <i>Road Class</i> (Km) |                               |                               |                                 |
|----------------------|--------------------------------------|-------------------------------|-------------------------------|---------------------------------|
|                      | Kelas I<br><i>Class I</i>            | Kelas IIA<br><i>Class IIA</i> | Kelas IIB<br><i>Class IIB</i> | Kelas IIIA<br><i>Class IIIA</i> |
| (1)                  | (2)                                  | (3)                           | (4)                           | (5)                             |
| 2006                 | -                                    | 47,00                         | -                             | 75,53                           |
| 2007                 | -                                    | 54,00                         | -                             | 75,53                           |
| 2008                 | -                                    | 54,00                         | -                             | 75,53                           |
| 2009                 | -                                    | 54,00                         | -                             | 75,53                           |
| 2010                 | -                                    | 54,00                         | -                             | 75,53                           |
| 2011                 | -                                    | 54,00                         | -                             | 75,53                           |
| 2012                 | -                                    | 54,00                         | -                             | 75,53                           |
| 2013                 | -                                    | 54,00                         | -                             | 75,53                           |
| 2014                 | -                                    | 54,00                         | -                             | 75,53                           |
| 2015                 | -                                    | 54,00                         | -                             | 75,53                           |
| 2016                 | -                                    | -                             | -                             | -                               |
| 2017                 | -                                    | -                             | -                             | -                               |

**Tabel 9.1.3 Lanjutan**  
**Table Continued**

| Tahun<br><i>Year</i> | Kelas Jalan / <i>Road Class</i> (Km) |                                 |   | Jumlah<br><i>Total</i> |
|----------------------|--------------------------------------|---------------------------------|---|------------------------|
|                      | Kelas IIIB<br><i>Class IIIB</i>      | Kelas IIIC<br><i>Class IIIC</i> | Tidak<br>Terperinci<br><i>Unspecified</i> |                        |
| (1)                  | (6)                                  | (7)                             | (8)                                       | (9)                    |
| 2006                 | 365,64                               | 84,36                           | -   | 572,53                 |
| 2007                 | 365,64                               | 84,36                           | -   | 579,53                 |
| 2008                 | 365,64                               | 84,36                           | -   | 579,53                 |
| 2009                 | 365,64                               | 84,36                           | -   | 579,53                 |
| 2010                 | 365,64                               | 84,36                           | -   | 579,53                 |
| 2011                 | 365,64                               | 84,36                           | -   | 579,53                 |
| 2012                 | 365,64                               | 84,36                           | -   | 579,53                 |
| 2013                 | 365,64                               | 84,36                           | -   | 579,53                 |
| 2014                 | 365,64                               | 84,36                           | -   | 579,53                 |
| 2015                 | 365,64                               | 84,36                           | -   | 579,53                 |
| 2016                 | 552,42                               | -                               | -   | 552,42                 |
| 2017                 | 552,42                               | -                               | -   | 552,42                 |

Sumber : Dinas Pekerjaan Umum dan Penataan Ruang  
*Source : Service of Public Works and Spatial Planning*

**Tabel 9.1.4 Status Ruas Jalan Kabupaten Menurut Kecamatan di Kabupaten Batang, 2017**  
**Status of Road Area by Sub District in Batang Regency, 2017**

|    | Kecamatan<br><i>Subdistrict</i> | Jumlah Ruas<br><i>Numbers of Segments</i> | Panjang Jalan<br><i>Long Road</i><br>(M) |
|----|---------------------------------|---|--|
|    | (1)                             | (2)                                       | (3)                                      |
| 01 | Wonotunggal                     | 6   | 23 850                                   |
| 02 | Bandar                          | 7   | 44 167                                   |
| 03 | Blado                           | 11  | 63 675                                   |
| 04 | Reban                           | 5   | 29 200                                   |
| 05 | Bawang                          | 12  | 62 200                                   |
| 06 | Tersono                         | 5   | 26 370                                   |
| 07 | Gringsing                       | 10  | 46 700                                   |
| 08 | Limpung                         | 5   | 23 150                                   |
| 09 | Banyuputih                      | 5   | 19 250                                   |
| 10 | Subah                           | 6   | 37 523                                   |
| 11 | Pecalungan                      | 3   | 17 080                                   |
| 12 | Tulis                           | 6   | 31 600                                   |
| 13 | Kandeman                        | 5   | 27 495                                   |
| 14 | Batang                          | 49  | 86 536                                   |
| 15 | Warungasem                      | 4   | 13 625                                   |
|    | Jumlah/ <i>Total</i>            | 139                                       | 552 421                                  |

Keputusan Bupati Batang No. 050/243/2016 Tanggal 18 Maret 2016  
tentang Penetapan Status Ruas Jalan Kabupaten

Sumber : Dinas Pekerjaan Umum dan Penataan Ruang  
Source : *Service of Public Works and Spatial Planning*

**Tabel 9.1.5 Panjang Jalan Provinsi Menurut Ruas dan Keadaan Jalan di Kabupaten Batang (Km), 2016-2017**  
***Length of Province Roads by Segment and Road Condition in Batang Regency (Km), 2016-2017***

| Keadaan<br><i>Condition</i> | No. Ruas/ <i>Segment</i> 121<br>Wonotunggal-Bts Kab. Pekalongan |             | No. Ruas/ <i>Segment</i> 122<br>Batang-Wonotunggal-Surjo |              |
|-----------------------------|---|-------------|--|--------------|
|                             | 2016  | 2017        | 2016   | 2017         |
| (1)                         | (2)   | (3)         | (4)  | (5)          |
| <b>Jenis Permukaan</b>      |   |             |  |              |
| a. Diaspal                  | 5,31  | 5,31        | 37,31  | 37,31        |
| b. Kerikil                  | -   | -           | -  | -            |
| c. Tanah                    | -   | -           | -  | -            |
| d. Tidak Dirinci            | -   | -           | -  | -            |
| <b>Kondisi Jalan</b>        |   |             |  |              |
| a. Baik                     | 3,33  | 4,08        | 15,58  | 17,03        |
| b. Sedang                   | 1,98  | 1,23        | 21,73  | 20,28        |
| c. Rusak                    | -   | -           | -  | -            |
| d. Rusak Berat              | -   | -           | -  | -            |
| <b>Kelas Jalan</b>          |   |             |  |              |
| a. Kelas I                  | -   | -           | -  | -            |
| b. Kelas II                 | -   | -           | -  | -            |
| c. Kelas III                | 5,31  | 5,31        | 37,31  | 37,31        |
| d. Tidak Dirinci            | -   | -           | -  | -            |
| <b>Jumlah/Total</b>         | <b>5,31</b>   | <b>5,31</b> | <b>37,31</b>   | <b>37,31</b> |

TRANSPORTATION AND COMMUNICATION

**Tabel 9.1.5 Lanjutan**  
**Table Continued**

| Keadaan<br>Condition | No. Ruas/Segment 178<br>Banyuputih-Bts Kab. Kendal |       | Jumlah/Total |       |
|----------------------|--|-------|--------------|-------|
|                      | 2016   | 2017  | 2016         | 2017  |
| (1)                  | (2)  | (3)   | (4)          | (5)   |
| Jenis Permukaan      |  |       |              |       |
| e. Diaspal           | 30,24  | 30,24 | 72,86        | 72,86 |
| f. Kerikil           | -  | -     | -            | -     |
| g. Tanah             | -  | -     | -            | -     |
| h. Tidak Dirinci     | -  | -     | -            | -     |
| Kondisi Jalan        |  |       |              |       |
| e. Baik              | 11,06  | 11,96 | 29,97        | 33,07 |
| f. Sedang            | 19,18  | 18,28 | 42,89        | 39,79 |
| g. Rusak             | -  | -     | -            | -     |
| h. Rusak Berat       | -  | -     | -            | -     |
| Kelas Jalan          |  |       |              |       |
| e. Kelas I           | -  | -     | -            | -     |
| f. Kelas II          | -  | -     | -            | -     |
| g. Kelas III         | 30,24  | 30,24 | 72,86        | 72,86 |
| h. Tidak Dirinci     | -  | -     | -            | -     |
| Jumlah/Total         | 30,24  | 30,24 | 72,86        | 72,86 |

Keputusan Gubernur Jawa Tengah No. 620/2/Tahun 2016 Tanggal 25 Januari 2016 tentang Penetapan Status Ruas Jalan sebagai Jalan Provinsi Jawa Tengah

Sumber : Balai Pelaksana Teknis Jalan Wilayah Pekalongan  
Source : *Technical Executing Agency of Street Pekalongan Region*



**Tabel 9.1.6 Panjang Jalan Nasional Menurut Ruas di Kabupaten Batang, 2017**  
***Length of National Roads by Segment in Batang Regency, 2017***

| No. Ruas/ <i>Segment</i> |                    | Nama Ruas<br><i>Name of Segment</i>      | Panjang<br><i>Length</i><br>(Meter) |
|--------------------------|--------------------|--|-------------------------------------|
| Lama<br><i>Old</i>       | Baru<br><i>New</i> |  |                                     |
| (1)                      | (2)                | (3)                                      | (4)                                 |
| 00617K                   | 00719K             | Jln. Urip Sumoharjo (Batang)             | 700                                 |
| 0071                     | 008                | Jln. Batas Kota Batang-Batas Kab. Kendal | 40 400                              |
| 00712K                   | 00811K             | Jln. Sudirman (Batang)                   | 2 480                               |
| 00711K                   | 00812K             | Jln. Slamet Riyadi (Batang)              | 1 410                               |
| 0073                     | 010                | Jln. Plelen Utara                        | 1 700                               |
|                          | 011                | Jln. Plelen Selatan                      | 5 980                               |
| <b>Jumlah/Total</b>      |                    |  | <b>52 670</b>                       |

Keputusan Menteri Pekerjaan Umum Nomor 631/KPTS/M/2009  
Tanggal 31 Desember 2009 tentang Status Jalan Nasional Bukan Jalan Tol

Sumber : Satuan Kerja Pelaksanaan Jalan Wilayah I Jawa Tengah  
Source : *Work Unit for Regional Road Implementation I Jawa Tengah*

**Tabel 9.1.7** Daftar Ruas Jembatan yang Dikelola oleh Satuan Kerja Pelaksanaan Jalan Wilayah I Jawa Tengah di Kabupaten Batang, 2017  
**Table** *List of Managed Bridges by Work Unit for Regional Road Implementation I Jawa Tengah in Batang Regency, 2017*

| No. | Jembatan<br><i>Bridges</i> | Ruas Jalan<br><i>Road Segment</i>     | Panjang Jembatan<br><i>Length of Bridges</i><br>(Meter) |
|-----|----------------------------|---------------------------------------|---|
| (1) | (2)                        | (3)                                   | (4)   |
| 01. | PUCANG A                   | Jln. Sudirman Batang                  | 20,70   |
| 02. | GENDINGAN                  | Jln. Sudirman Batang                  | 10,40   |
| 03. | SAMBONG I                  | Jln. Sudirman Batang                  | 50,80   |
| 04. | KEBROK                     | Batas Kab. Batang - Batas Kab. Kendal | 7,00  |
| 05. | JRAGAN                     | Batas Kab. Batang - Batas Kab. Kendal | 7,00  |
| 06. | WINONG I                   | Batas Kab. Batang - Batas Kab. Kendal | 6,40  |
| 07. | BEJI                       | Batas Kab. Batang - Batas Kab. Kendal | 8,00  |
| 08. | KALIBOYO II A              | Batas Kab. Batang - Batas Kab. Kendal | 104,50  |
| 09. | LEBENG A                   | Batas Kab. Batang - Batas Kab. Kendal | 28,00   |
| 10. | LEBENG B                   | Batas Kab. Batang - Batas Kab. Kendal | 32,00   |
| 11. | SENGON A                   | Batas Kab. Batang - Batas Kab. Kendal | 25,70   |
| 12. | SENGON B                   | Batas Kab. Batang - Batas Kab. Kendal | 25,70   |
| 13. | PUCUNG KEREK               | Batas Kab. Batang - Batas Kab. Kendal | 8,00  |
| 14. | LENGKONG                   | Batas Kab. Batang - Batas Kab. Kendal | 7,00  |
| 15. | WORAWARI                   | Batas Kab. Batang - Batas Kab. Kendal | 7,00  |
| 16. | KAUMLOR                    | Batas Kab. Batang - Batas Kab. Kendal | 24,50   |
| 17. | PURU A                     | Batas Kab. Batang - Batas Kab. Kendal | 29,20   |
| 18. | PURU B                     | Batas Kab. Batang - Batas Kab. Kendal | 25,50   |
| 19. | KUMBO II A                 | Batas Kab. Batang - Batas Kab. Kendal | 12,20   |
| 20. | KUMBO II B                 | Batas Kab. Batang - Batas Kab. Kendal | 17,00   |
| 21. | PRINGAPUS                  | Batas Kab. Batang - Batas Kab. Kendal | 29,40   |
| 22. | GAMBAS B                   | Batas Kab. Batang - Batas Kab. Kendal | 26,20   |
| 23. | BANYUPUTIH A               | Batas Kab. Batang - Batas Kab. Kendal | 15,40   |
| 24. | KRUNGSUNG                  | Batas Kab. Batang - Batas Kab. Kendal | 12,00   |
| 25. | JENES A                    | Batas Kab. Batang - Batas Kab. Kendal | 20,70   |
| 26. | JENES B                    | Batas Kab. Batang - Batas Kab. Kendal | 20,10   |

Sumber : Satuan Kerja Pelaksanaan Jalan Wilayah I Jawa Tengah

Source : *Work Unit for Regional Road Implementation I Jawa Tengah*

**Tabel 9.1.8 Jumlah Kendaraan Bermotor Menurut Bulan dan Jenis Kendaraan Bermotor di Kabupaten Batang, 2017**  
***Number of Vehicle by Month and Kind of Vehicle in Batang Regency, 2017***

| Bulan<br>Month | Jenis Kendaraan Bermotor/ <i>Kind of Vehicle</i> |  |                   |                         | Jumlah<br>Total |
|----------------|--|--|-------------------|-------------------------|-----------------|
|                | Sepeda<br>Motor<br><i>Motorcycle</i>             | Mobil<br>Penumpang<br><i>Passenger<br/>Car</i> | Bis<br><i>Bus</i> | Mobil<br>Barang<br>Truk |                 |
| (1)            | (2)  | (3)  | (4)               | (5)                     | (6)             |
| 01. Januari    | 178 362  | 9 709  | 418               | 6 381                   | 194 870         |
| 02. Pebruari   | 180 293  | 9 898  | 422               | 6 470                   | 197 083         |
| 03. Maret      | 182 051  | 10 091   | 428               | 6 555                   | 199 125         |
| 04. April      | 184 016  | 10 229   | 431               | 6 625                   | 201 301         |
| 05. Mei        | 185 805  | 10 385   | 434               | 6 694                   | 203 318         |
| 06. Juni       | 187 227  | 10 524   | 436               | 6 758                   | 204 945         |
| 07. Juli       | 189 526  | 10 661   | 436               | 6 807                   | 207 430         |
| 08. Agustus    | 191 993  | 10 831   | 496               | 6 842                   | 210 162         |
| 09. September  | 193 812  | 10 991   | 500               | 6 898                   | 212 201         |
| 10. Oktober    | 195 778  | 11 219   | 506               | 7 000                   | 214 503         |
| 11. November   | 197 667  | 11 491   | 513               | 7 106                   | 216 777         |
| 12. Desember   | 199 235  | 11 786   | 518               | 7 225                   | 218 764         |

Sumber : Unit Pelayanan Pendapatan Daerah (UPPD) Batang  
*Source : Regional Revenue Service Unit of Batang*

**Tabel 9.1.9 Jumlah Kendaraan Bermotor Menurut Warna Tanda Nomor Kendaraan Bermotor (TNKB) dan Bulan di Kabupaten Batang, 2017**  
**Number of Motor Vehicles by Color of Motor Vehicle Number Signs and Month in Batang Regency, 2017**

| Bulan<br><i>Month</i> | Warna/Color           |                         |                     | Jumlah<br><i>Total</i> |
|-----------------------|-----------------------|-------------------------|---------------------|------------------------|
|                       | Hitam<br><i>Black</i> | Kuning<br><i>Yellow</i> | Merah<br><i>Red</i> |                        |
| (1)                   | (2)                   | (3)                     | (4)                 | (5)                    |
| 01. Januari           | 191 511               | 1 908                   | 1 451               | 194 870                |
| 02. Pebruari          | 193 717               | 1 915                   | 1 451               | 197 083                |
| 03. Maret             | 195 748               | 1 924                   | 1 453               | 199 125                |
| 04. April             | 197 911               | 1 937                   | 1 453               | 201 301                |
| 05. Mei               | 199 915               | 1 948                   | 1 455               | 203 318                |
| 06. Juni              | 201 539               | 1 951                   | 1 455               | 204 945                |
| 07. Juli              | 204 018               | 1 956                   | 1 456               | 207 430                |
| 08. Agustus           | 206 676               | 1 964                   | 1 522               | 210 162                |
| 09. September         | 208 667               | 1 975                   | 1 559               | 212 201                |
| 10. Oktober           | 210 956               | 1 982                   | 1 565               | 214 503                |
| 11. November          | 213 209               | 1 989                   | 1 579               | 216 777                |
| 12. Desember          | 215 179               | 1 995                   | 1 590               | 218 764                |

Sumber : Unit Pelayanan Pendapatan Daerah (UPPD) Batang  
 Source : *Regional Revenue Service Unit of Batang*

**Tabel 9.1.10 Realisasi Biaya Surat Tanda Nomor Kendaraan (STNK) Kendaraan Bermotor di Kantor Bersama Samsat Batang, 2017**  
**Realization of Vehicle Registration Certificate Cost at Office With Samsat Batang, 2017**

| Bulan<br>Month | Jenis Biaya/Kind of Cost (000 Rp) |               |              |
|----------------|-----------------------------------|---------------|--------------|
|                | BBN KB                            | PKB           | SWDKLLJ      |
| (1)            | (2)                               | (3)           | (4)          |
| 01. Januari    | 5 583 299,00                      | 4 687 899,93  | 774 224,60   |
| 02. Pebruari   | 4 839 916,50                      | 3 800 459,58  | 635 467,60   |
| 03. Maret      | 4 803 509,00                      | 4 066 601,38  | 689 258,70   |
| 04. April      | 5 347 112,50                      | 3 850 974,75  | 624 938,90   |
| 05. Mei        | 5 164 207,50                      | 4 266 870,95  | 716 528,80   |
| 06. Juni       | 4 428 666,00                      | 3 681 755,88  | 539 834,10   |
| 07. Juli       | 5 797 651,50                      | 4 730 475,65  | 747 315,00   |
| 08. Agustus    | 6 706 907,00                      | 4 822 415,63  | 758 921,45   |
| 09. September  | 4 773 787,50                      | 4 554 603,85  | 708 046,25   |
| 10. Oktober    | 5 801 330,00                      | 5 353 205,80  | 779 931,20   |
| 11. November   | 5 544 975,00                      | 5 807 312,28  | 857 496,70   |
| 12. Desember   | 4 775 925,00                      | 5 701 099,53  | 833 579,40   |
| Jumlah/Total   |                                   |               |              |
| 2017           | 63 567 286,50                     | 55 323 675,18 | 8 665 542,70 |
| 2016           | 50 373 472,40                     | 48 977 297,40 | 7 312 032,00 |

TRANSPORTATION AND COMMUNICATION

**Tabel 9.1.10 Lanjutan**  
**Table Continued**

| Bulan<br>Month | Jenis Biaya/Kind of Cost (000 Rp) |                               | Jumlah<br>Total<br>(000 Rp) |                |
|----------------|-----------------------------------|-------------------------------|-----------------------------|----------------|
|                | Biaya<br>Administrasi<br>STNK     | Biaya<br>Administrasi<br>TNKB |                             |                |
| (1)            | (5)                               | (6)                           | (7)                         |                |
| 01. Januari    | 442 800,00                        | 251 330,00                    | 11 739 553,53               |                |
| 02. Pebruari   | 453 500,00                        | 256 120,00                    | 9 985 463,68                |                |
| 03. Maret      | 467 800,00                        | 262 680,00                    | 10 289 849,08               |                |
| 04. April      | 446 300,00                        | 254 600,00                    | 10 523 926,15               |                |
| 05. Mei        | 497 600,00                        | 280 580,00                    | 10 925 787,25               |                |
| 06. Juni       | 386 200,00                        | 218 800,00                    | 9 255 255,98                |                |
| 07. Juli       | 602 200,00                        | 343 740,00                    | 12 221 382,15               |                |
| 08. Agustus    | 615 800,00                        | 351 940,00                    | 13 255 984,08               |                |
| 09. September  | 552 500,00                        | 314 280,00                    | 10 903 217,60               |                |
| 10. Oktober    | 590 800,00                        | 334 540,00                    | 12 859 807,00               |                |
| 11. November   | 625 200,00                        | 350 700,00                    | 13 185 683,98               |                |
| 12. Desember   | 516 900,00                        | 289 780,00                    | 12 117 283,93               |                |
| Jumlah/Total   | 2017                              | 6 197 600,00                  | 3 509 090,00                | 137 263 194,38 |
|                | 2016                              | 2 825 550,00                  | 1 672 170,00                | 111 160 521,80 |

Sumber : Unit Pelayanan Pendapatan Daerah (UPPD) Batang  
Source : Regional Revenue Service Unit of Batang

**Tabel 9.1.11 Kunjungan Kapal dan Arus Barang di Dermaga Pelabuhan Batang Menurut Bulan, 2017**  
**Ship Visits and Flow of Goods at Batang Port Dock by Month, 2017**

| Bulan<br>Month | Kunjungan Kapal<br>Ship Visits |        | Arus Barang<br>Flow of Goods<br>(Ton) |              |
|----------------|--------------------------------|--------|---------------------------------------|--------------|
|                | Unit                           | GRT    | Bongkar<br>Unload                     | Muat<br>Load |
| (1)            | (2)                            | (3)    | (2)                                   | (3)          |
| 01. Januari    | 4                              | 633    | -                                     | -            |
| 02. Pebruari   | 5                              | 826    | -                                     | -            |
| 03. Maret      | 8                              | 4 470  | -                                     | -            |
| 04. April      | 2                              | 64     | -                                     | -            |
| 05. Mei        | 6                              | 709    | -                                     | -            |
| 06. Juni       | 7                              | 7 198  | 3 142                                 | -            |
| 07. Juli       | 5                              | 260    | -                                     | -            |
| 08. Agustus    | 3                              | 74     | -                                     | -            |
| 09. September  | 8                              | 1 839  | -                                     | -            |
| 10. Oktober    | 7                              | 3 401  | -                                     | -            |
| 11. November   | 11                             | 170    | -                                     | -            |
| 12. Desember   | 12                             | 931    | -                                     | -            |
| Jumlah/Total   | 78                             | 20 575 | 3 142                                 | -            |

Sumber : Kantor Unit Penyelenggara Pelabuhan Kelas III Batang

Source : Port Office Unit Organizing Class III Batang

**Tabel 9.1.12 Kunjungan Kapal dan Arus Barang di Dermaga Terminal Untuk Kepentingan Sendiri/Terminal Khusus Batang Menurut Bulan, 2017**  
**Ship Visits and Flow of Goods at Terminal Dock For Own Interests/Special Batang Terminals by Month, 2017**

| Bulan<br>Month | Kunjungan Kapal<br>Ship Visits |         | Arus Barang<br>Flow of Goods<br>(Ton) |              |
|----------------|--------------------------------|---------|---------------------------------------|--------------|
|                | Unit                           | GRT     | Bongkar<br>Unload                     | Muat<br>Load |
| (1)            | (2)                            | (3)     | (2)                                   | (3)          |
| 01. Januari    | 3                              | 4 076   | -                                     | -            |
| 02. Pebruari   | -                              | -       | -                                     | -            |
| 03. Maret      | -                              | -       | -                                     | -            |
| 04. April      | -                              | -       | -                                     | -            |
| 05. Mei        | -                              | -       | -                                     | -            |
| 06. Juni       | -                              | -       | -                                     | -            |
| 07. Juli       | 8                              | 7 047   | 2 416                                 | -            |
| 08. Agustus    | 18                             | 7 132   | 859                                   | -            |
| 09. September  | 14                             | 10 112  | 3 068                                 | -            |
| 10. Oktober    | 54                             | 38 283  | 1 560 169                             | -            |
| 11. November   | 23                             | 17 216  | 1 391 665                             | -            |
| 12. Desember   | 40                             | 25 724  | 2 488 128                             | 50           |
| Jumlah/Total   | 160                            | 109 590 | 5 446 306                             | 50           |

Sumber : Kantor Unit Penyelenggara Pelabuhan Kelas III Batang  
 Source : Port Office Unit Organizing Class III Batang



**Tabel 9.1.13 Banyaknya Kendaraan yang Uji di Dinas Perhubungan Kabupaten Batang Menurut Jenis dan Bulan, 2017**  
**Number of Vehicles Tested at Service of Transportation Batang Regency by Type and Month, 2017**

| Bulan<br><i>Month</i> | Mobil<br>Penumpang<br><i>Passenger<br/>Car</i> | Mobil<br>Bis<br><i>Bus<br/>Car</i> | Mobil<br>Barang<br><i>Goods<br/>Car</i> | Kendaraan<br>Khusus<br><i>Special<br/>Vehicles</i> | Kereta<br>Tempel/<br>Gandeng<br><i>Outboard/<br/>Trailer Truck</i> | Jumlah<br><i>Total</i> |
|-----------------------|--|------------------------------------|---|--|--|------------------------|
| (1)                   | (2)  | (3)                                | (4)                                     | (5)  | (6)  | (7)                    |
| 01. Januari           | 2  | 88                                 | 549                                     | 1  | 1  | 641                    |
| 02. Pebruari          | 2  | 66                                 | 626                                     | -  | -  | 694                    |
| 03. Maret             | 2  | 90                                 | 702                                     | -  | -  | 794                    |
| 04. April             | 3  | 65                                 | 614                                     | -  | 1  | 683                    |
| 05. Mei               | 6  | 116                                | 794                                     | -  | -  | 916                    |
| 06. Juni              | -  | 102                                | 504                                     | -  | 1  | 607                    |
| 07. Juli              | 1  | 105                                | 715                                     | -  | -  | 821                    |
| 08. Agustus           | 3  | 74                                 | 724                                     | -  | -  | 801                    |
| 09. September         | 3  | 60                                 | 651                                     | -  | 1  | 715                    |
| 10. Oktober           | 4  | 90                                 | 752                                     | -  | 1  | 847                    |
| 11. November          | 6  | 113                                | 770                                     | -  | -  | 889                    |
| 12. Desember          | -  | 99                                 | 572                                     | 20   | 1  | 692                    |
| Jumlah/ <i>Total</i>  | 32   | 1 068                              | 7 973                                   | 21   | 6  | 9 100                  |

Sumber : Dinas Perhubungan

Source : *Service of Transportation*

## 9.2. Pos/Post

**Tabel 9.2.1 Banyaknya Surat yang Keluar Menurut Jenisnya dan Bulan dari Pos Indonesia Cabang Batang, 2017**  
**Number of Letter Delivered by Kind of Letter and Month From Indonesian Post Branch of Batang, 2017**

|              | Bulan<br>Month | Surat Biasa<br>Common<br>Letter | Surat Kilat<br>Express<br>Letter | Surat<br>Tercatat dan<br>Terdaftar<br>Registered<br>Letter | Surat Luar<br>Negeri<br>Abroad<br>Letter |
|--------------|----------------|---------------------------------|----------------------------------|--|--|
|              | (1)            | (2)                             | (3)                              | (4)  | (5)                                      |
| 01           | Januari        | 759                             | 1 112                            | 1 448  | 97                                       |
| 02           | Pebruari       | 909                             | 1 327                            | 2 671  | 106                                      |
| 03           | Maret          | 1 611                           | 1 459                            | 2 961  | 113                                      |
| 04           | April          | 1 877                           | 2 013                            | 2 815  | 98                                       |
| 05           | Mei            | 1 012                           | 1 711                            | 2 010  | 171                                      |
| 06           | Juni           | 1 437                           | 2 111                            | 2 761  | 99                                       |
| 07           | Juli           | 1 011                           | 991                              | 1 515  | 113                                      |
| 08           | Agustus        | 2 019                           | 1 451                            | 2 519  | 101                                      |
| 09           | September      | 1 647                           | 1 212                            | 1 932  | 174                                      |
| 10           | Oktober        | 1 598                           | 1 397                            | 2 656  | 87                                       |
| 11           | November       | 2 011                           | 1 011                            | 2 347  | 96                                       |
| 12           | Desember       | 1 317                           | 1 417                            | 2 325  | 101                                      |
| Jumlah/Total | 2017           | 17 208                          | 17 212                           | 27 960   | 1 356                                    |
|              | 2016           | 17 180                          | 14 411                           | 25 886   | 1 155                                    |
|              | 2015           | 16 912                          | 16 365                           | 13 512   | 1 061                                    |
|              | 2014           | 18 517                          | 28 284                           | 30 756   | 1 580                                    |

Sumber : Pos Indonesia Cabang Batang  
 Source : *Indonesian Post Branch of Batang*

**Tabel 9.2.2 Banyaknya Surat yang Masuk Menurut Jenis dan Bulan dari Pos Indonesia Cabang Batang, 2017**  
***Number of Letter Delivered by Kind of Letter and Month From Indonesian Post Branch of Batang, 2017***

|                      | Bulan<br><i>Month</i> | Surat<br>Biasa<br><i>Common<br/>Letter</i> | Surat Kilat<br><i>Express<br/>Letter</i> | Surat Tercatat<br>dan Terdaftar<br><i>Registered<br/>Letter</i> | Surat Luar<br>Negeri<br><i>Abroad<br/>Letter</i> |
|----------------------|-----------------------|--|--|---|--|
|                      | (1)                   | (2)  | (3)                                      | (4)   | (5)  |
| 01                   | Januari               | 4 711                                      | 2 301                                    | 3 619   | 151  |
| 02                   | Pebruari              | 3 152                                      | 1 339                                    | 3 916   | 127  |
| 03                   | Maret                 | 3 594                                      | 2 515                                    | 3 718   | 101  |
| 04                   | April                 | 2 335                                      | 2 119                                    | 4 011   | 115  |
| 05                   | Mei                   | 2 614                                      | 1 998                                    | 4 215   | 154  |
| 06                   | Juni                  | 2 715                                      | 2 451                                    | 4 391   | 172  |
| 07                   | Juli                  | 3 011                                      | 1 839                                    | 4 815   | 181  |
| 08                   | Agustus               | 2 787                                      | 2 818                                    | 4 112   | 101  |
| 09                   | September             | 3 352                                      | 3 016                                    | 4 347   | 163  |
| 10                   | Oktober               | 4 019                                      | 3 336                                    | 3 991   | 176  |
| 11                   | November              | 3 991                                      | 3 256                                    | 4 201   | 155  |
| 12                   | Desember              | 2 991                                      | 3 223                                    | 4 999   | 201  |
| Jumlah/ <i>Total</i> | 2017                  | 39 272                                     | 30 211                                   | 50 335  | 1 797  |
|                      | 2016                  | 36 368                                     | 27 095                                   | 45 462  | 1 594  |
|                      | 2015                  | 39 713                                     | 28 422                                   | 27 052  | 1 608  |
|                      | 2014                  | 41 904                                     | 29 582                                   | 31 073  | 346  |

Sumber : Pos Indonesia Cabang Batang  
 Source : *Indonesian Post Branch of Batang*

**Tabel 9.2.3 Banyaknya Wesel dan Nilai Uang yang Keluar dan Masuk dari Pos Indonesia Cabang Batang, 2017**  
**Number of Money Order and Value of Money Delivered and Sent From Indonesian Post Branch of Batang, 2017**

| Bulan<br><i>Month</i> | Dikirim dari Batang<br><i>Delivered from Batang</i> |                            | Dibayar di Batang<br><i>Sent Into Batang</i> |                            |                                 |                            |
|-----------------------|---|----------------------------|--|----------------------------|---------------------------------|----------------------------|
|                       | Jumlah<br><i>Total</i>                              | Tunai<br><i>Value (Rp)</i> | Luar Negeri<br><i>Abroad</i>                 |                            | Dalam Negeri<br><i>Domestic</i> |                            |
| (1)                   | (2)   | (3)                        | Jumlah<br><i>Total</i>                       | Tunai<br><i>Value (Rp)</i> | Jumlah<br><i>Total</i>          | Tunai<br><i>Value (Rp)</i> |
| (1)                   | (2)   | (3)                        | (4)  | (5)                        | (6)                             | (7)                        |
| 01. Januari           | 240   | 178 441 000                | 137  | 594 026 561                | 300                             | 248 892 101                |
| 02. Pebruari          | 220   | 137 733 501                | 126  | 572 841 892                | 267                             | 254 722 300                |
| 03. Maret             | 233   | 137 110 000                | 182  | 1 140 775 150              | 283                             | 243 449 800                |
| 04. April             | 212   | 385 218 029                | 111  | 507 951 124                | 288                             | 231 381 704                |
| 05. Mei               | 230   | 303 871 000                | 126  | 567 906 193                | 245                             | 306 104 691                |
| 06. Juni              | 218   | 164 312 700                | 169  | 909 252 864                | 331                             | 413 489 700                |
| 07. Juli              | 229   | 142 557 000                | 129  | 588 482 432                | 236                             | 206 315 875                |
| 08. Agustus           | 251   | 245 793 427                | 111  | 557 228 732                | 229                             | 279 108 014                |
| 09. September         | 244   | 201 545 000                | 131  | 660 441 312                | 221                             | 233 428 324                |
| 10. Oktober           | 231   | 133 557 000                | 149  | 779 511 312                | 282                             | 293 589 475                |
| 11. November          | 256   | 230 401 494                | 112  | 662 224 413                | 220                             | 159 989 373                |
| 12. Desember          | 219   | 420 084 647                | 128  | 786 243 882                | 215                             | 239 790 549                |
| Jumlah                | 2017  | 2 783 2 680 624 798        | 1 611  | 8 326 885 867              | 3 117                           | 3 110 261 906              |
|                       | 2016  | 2 808 2 058 907 400        | 1 682  | 7 365 293 300              | 4 107                           | 4 657 137 986              |
|                       | 2015  | 2 755 2 074 741 000        | 1 816  | 7 374 154 545              | 4 951                           | 4 956 071 533              |
|                       | 2014  | 3 180 2 481 014 000        | 2 005  | 7 751 924 547              | 6 641                           | 7 072 117 508              |

Sumber : Pos Indonesia Cabang Batang  
 Source : *Indonesian Post Branch of Batang*

**Tabel 9.2.4 Realisasi Pendapatan di Pos Indonesia Cabang Batang, 2014-2017**  
**Table Realization of Income in Indonesian Post Branch of Batang, 2014-2017**

| Bulan<br>Month | Realisasi Pendapatan/Income Realization (Rupiah) |               |               |               |
|----------------|--|---------------|---------------|---------------|
|                | 2014   | 2015          | 2016          | 2017          |
| (1)            | (2)  | (3)           | (4)           | (5)           |
| 01 Januari     | 86 489 406                                       | 103 392 468   | 86 757 080    | 102 373 269   |
| 02 Pebruari    | 82 269 035                                       | 108 298 225   | 84 538 356    | 105 931 096   |
| 03 Maret       | 93 639 670                                       | 121 315 438   | 88 675 395    | 138 142 589   |
| 04 April       | 86 919 589                                       | 104 277 791   | 193 072 983   | 153 118 244   |
| 05 Mei         | 84 849 280                                       | 110 273 543   | 184 908 358   | 195 489 006   |
| 06 Juni        | 97 059 785                                       | 121 106 472   | 103 014 064   | 108 891 174   |
| 07 Juli        | 101 220 815                                      | 103 876 257   | 105 754 870   | 97 468 614    |
| 08 Agustus     | 91 336 335                                       | 116 744 020   | 119 421 662   | 118 615 296   |
| 09 September   | 125 942 465                                      | 118 113 909   | 133 445 482   | 144 445 482   |
| 10 Oktober     | 97 943 835                                       | 105 225 975   | 98 565 206    | 101 647 140   |
| 11 November    | 101 374 905                                      | 112 681 202   | 96 578 961    | 109 207 847   |
| 12 Desember    | 113 389 209                                      | 132 532 129   | 106 411 329   | 97 273 866    |
| Jumlah /Total  | 1 162 434 329                                    | 1 357 837 429 | 1 401 143 746 | 1 472 603 623 |

Sumber : Pos Indonesia Cabang Batang  
 Source : Indonesian Post Branch of Batang

**Tabel 9.2.5 Jumlah Menara Telekomunikasi Menurut Kecamatan dan Ketinggian di Kabupaten Batang, 2017**  
**Number of Telecommunication Towers by Subdistrict and Elevation in Batang Regency, 2017**

| Kecamatan<br>Subdistrict | Ketinggian/Elevation (meter) |         |      | Jumlah<br>Total |
|--------------------------|------------------------------|---------|------|-----------------|
|                          | < 50                         | 50 - 70 | 70 + |                 |
| (1)                      | (2)                          | (3)     | (4)  | (5)             |
| 01 Wonotunggal           | 1                            | 1       | 5    | 7               |
| 02 Bandar                | 1                            | 4       | 6    | 11              |
| 03 Blado                 | -                            | -       | 8    | 8               |
| 04 Reban                 | 1                            | 1       | 3    | 5               |
| 05 Bawang                | 1                            | 1       | 6    | 8               |
| 06 Tersono               | -                            | 1       | 3    | 4               |
| 07 Gringsing             | -                            | 9       | 8    | 17              |
| 08 Limpung               | -                            | 4       | 3    | 7               |
| 09 Banyuputih            | 2                            | 3       | 11   | 16              |
| 10 Subah                 | 4                            | 2       | 8    | 14              |
| 11 Pecalungan            | -                            | 1       | 4    | 5               |
| 12 Tulis                 | 1                            | 3       | 4    | 8               |
| 13 Kandeman              | 5                            | 3       | 5    | 13              |
| 14 Batang                | 12                           | 13      | 5    | 30              |
| 15 Warungasem            | 1                            | 4       | 4    | 9               |
| Jumlah/Total             | 29                           | 50      | 83   | 162             |

Sumber : Dinas Komunikasi dan Informatika

Source : Service of Communications and Informatics

# KEUANGAN DAERAH & HARGA

## BAB 10



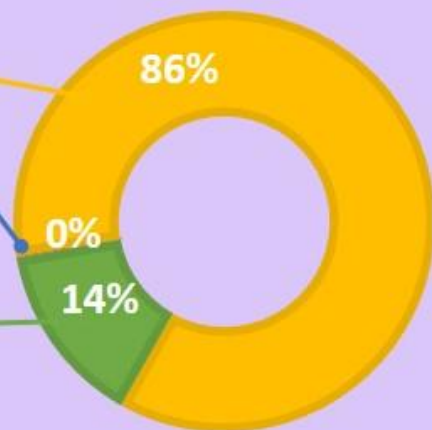
Realisasi Pendapatan  
Kabupaten Batang 2017

**1.566,2**  
MILYAR RUPIAH

PENDAPATAN TRANSFER

LAIN-LAIN PENDAPATAN  
YANG SAH

PENDAPATAN ASLI  
DAERAH



**219,8**  
MILYAR RUPIAH

**30 %** Pendapatan  
asli daerah berasal  
dari pajak daerah





**PENJELASAN TEKNIS**

1. **Realisasi Penerimaan dan Pengeluaran Pemerintah Kabupaten** adalah realisasi/perhitungan APBD Kabupaten pada tiap tahun anggaran.
2. **Pendapatan Asli Daerah (PAD)** adalah pendapatan yang diperoleh daerah yang dipungut berdasarkan peraturan daerah sesuai dengan peraturan perundang-undangan, guna keperluan daerah yang bersangkutan dalam membiayai kegiatannya.
3. **Dana Perimbangan** adalah dana yang bersumber dari pendapatan APBN yang dialokasikan kepada Daerah untuk mendanai kebutuhan daerah dalam rangka pelaksanaan desentralisasi.
4. **Lain-lain Pendapatan yang Sah** adalah pendapatan lainnya dari pemerintah pusat dan atau dari instansi pusat, serta dari daerah lainnya.

**TECHNICAL NOTES**

1. **Actual revenue and expenditure of Regency Government** is the realization/Regency budget calculations for every fiscal year.
2. **Original Local Government Revenue** is revenue that withheld based on local regulations in accordance with the legislation, for the purposes of financing their activities.
3. **Balanced Budget** is the fund coming from the state budget that allocated to regions to fund their needs in the context of decentralization.
4. **Other Legal Revenue** is other income that coming from the central government and or from the central agencies, as well as from other local government.

**ULASAN**

**DESCRIPTION**

**1. Keuangan Daerah**

Jumlah Pendapatan Daerah Kabupaten Batang pada tahun 2017 sebesar 1.566,2 milyar rupiah. Nilai ini hanya memenuhi sekitar 98 persen dari target pendapatan yang ditetapkan yaitu sebesar 1.588,6 milyar rupiah. Sementara itu, Pendapatan Asli Daerah (PAD) yang berhasil dicapai pada tahun 2017 ialah sebesar 219,8 milyar rupiah dengan rincian 65,99 milyar rupiah berasal dari pajak daerah serta 18,4 milyar bersumber pada retribusi, hasil pengelolaan kekayaan daerah dan lain-lain

**2. Harga dan Inflasi**

Inflasi tahun kalender pada tahun 2017 sebesar 3,44 persen. Bila dilihat berdasarkan kelompok pengeluaran, kelompok makanan jadi, minuman, rokok dan tembakau memiliki nilai laju inflasi yang paling tinggi dibandingkan kelompok pengeluaran yang lain yaitu mencapai 4,18 persen disusul oleh kelompok bahan makanan sebesar 3,61 persen serta kelompok perumahan sebesar 3,32 persen.

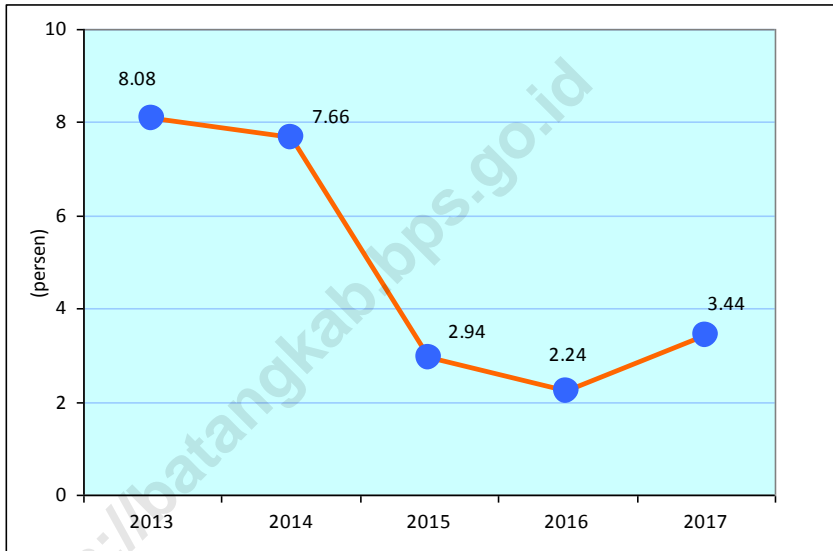
**1. Local Finance**

*The total regional income of Batang Regency in 2017 amounted to 1,566.2 billion rupiah. This value only fulfills about 98 percent of the set revenue target of 1,588.6 billion rupiah. Meanwhile, the Regional Original Revenue (PAD) which was successfully achieved in 2017 was 219.8 billion rupiahs with details of 65.99 billion rupiah derived from local taxes and 18.4 billion sourced from retributions, regional wealth management results and others*

**2. Price and Inflation**

*The calendar year inflation in 2017 was 3.44 percent. When viewed based on expenditure groups, processed food, beverages, cigarettes and tobacco groups have the highest inflation rate compared to other expenditure groups, reaching 4.18 percent followed by foodstuffs group at 3.61 percent and housing groups at 3.32 percent.*

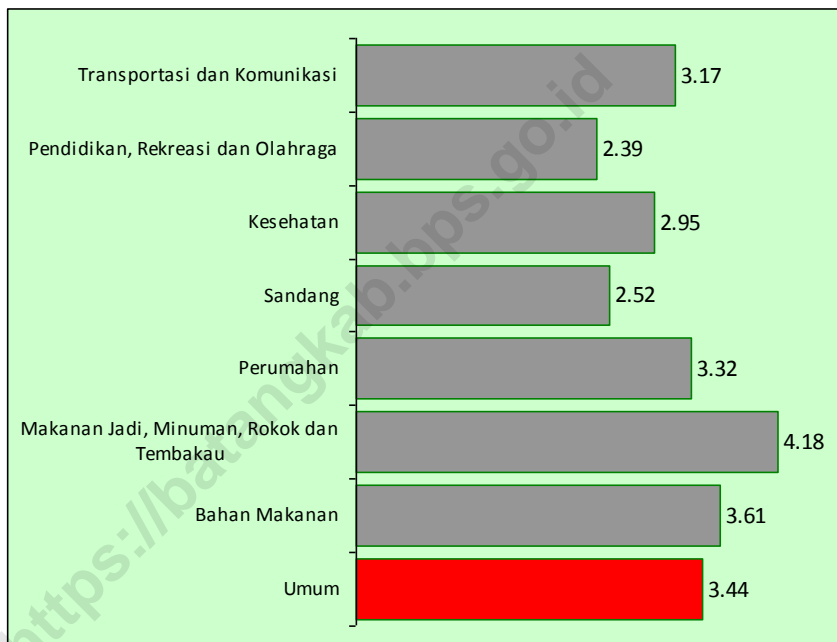
**Gambar 10.1** Perkembangan Inflasi Tahun Kalender di Kabupaten Batang, 2013-2017  
**Figures** *Yearly Inflation Calendar of Batang Regency, 2013-2017*



Sumber : BPS Kabupaten Batang

Source : BPS- Statistics of Batang Regency

**Gambar 10.2** Laju Inflasi Kabupaten Batang Menurut Kelompok Pengeluaran, 2017  
*Inflation Rate of Batang Regency by Spending Groups, 2017*



Sumber : BPS Kabupaten Batang  
Source : BPS- Statistics of Batang Regency

**10.1. KEUANGAN DAERAH/LOCAL FINANCE**

**Tabel 10.1.1 Target dan Realisasi Anggaran Pendapatan Pemerintah Kabupaten Batang, 2017**  
**Table Target and Realization of Batang Regency Government Income Budget, 2017**

| Rincian<br><i>Explanation</i>                                | Target<br><i>Target</i><br>(000 Rp) | Realisasi<br><i>Realization</i><br>(000 Rp) | Persentase<br><i>Percentage</i> |       |
|--|-------------------------------------|---|---------------------------------|-------|
| (1)  | (2)                                 | (3)   | (4)                             |       |
| <b>PENDAPATAN ASLI DAERAH</b>                                | 219 356 312                         | 219 807 128                                 | 100,21                          |       |
| 1 Pendapatan Pajak Daerah                                    | 60 750 686                          | 65 998 670                                  | 108,64                          |       |
| 2 Pendapatan Retribusi Daerah                                | 17 417 843                          | 18 377 484                                  | 105,51                          |       |
| 3 Pendapatan Hasil Pengelolaan Kekayaan Daerah yg dipisahkan | 8 641 663                           | 8 641 820                                   | 100,00                          |       |
| 4 Lain-lain PAD yg disahkan                                  | 132 546 120                         | 126 789 154                                 | 95,66                           |       |
| <b>PENDAPATAN TRANSFER</b>                                   | 1 369 245 629                       | 1 344 223 712                               | 98,17                           |       |
| <b>A Transfer Pemerintah Pusat - Dana Perimbangan</b>        | 1 024 668 047                       | 993 464 937                                 | 96,95                           |       |
| 1 Dana Bagi Hasil Pajak                                      | 33 634 840                          | 26 610 033                                  | 79,11                           |       |
| 2 Dana Bagi Hasil Bukan Pajak                                | 8 862 455                           | 7 770 854                                   | 87,68                           |       |
| 3 Dana Alokasi Umum  | 779 010 049                         | 779 010 049                                 | 100,00                          |       |
| 4 Dana Alokasi Khusus  | 203 160 703                         | 180 074 001                                 | 88,64                           |       |
| <b>B Transfer Pemerintah Pusat - Lainnya</b>                 | 235 786 884                         | 235 786 884                                 | 100,00                          |       |
| 1 Dana Otsus/ Penyesuaian                                    | -                                   | -   | -                               |       |
| 2 Dana Insentif Daerah (DID)                                 | 44 824 660                          | 44 824 660                                  | 100,00                          |       |
| 3 Pendapatan Dana Desa                                       | 190 962 224                         | 190 962 224                                 | 100,00                          |       |
| <b>C Transfer Pemerintah Provinsi</b>                        | 108 790 698                         | 114 971 891                                 | 105,68                          |       |
| 1 Pendapatan Bagi Hasil Pajak                                | 89 506 658                          | 96 836 961                                  | 108,19                          |       |
| 2 Pendapatan Bagi Hasil Lainnya                              | -                                   | -   | -                               |       |
| 3 Bantuan Keuangan dari Provinsi                             | 19 284 040                          | 18 134 961                                  | 94,04                           |       |
| <b>LAIN-LAIN PENDAPATAN YG SAH</b>                           | -                                   | 2 123 880                                   | 100,00                          |       |
| 1 Pendapatan Hibah   | -                                   | 958 000                                     | 100,00                          |       |
| 2 Pendapatan Lainnya   | -                                   | 1 165 880                                   | 100,00                          |       |
| <b>Jumlah Pendapatan</b>                                     | 2017                                | 1 588 601 941                               | 1 566 154 721                   | 98,59 |
|  | 2016                                | 1 573 731 020                               | 1 498 614 094                   | 95,23 |

Sumber : Badan Pengelolaan Keuangan, Pendapatan dan Aset Daerah

Source : *Financial Management Board, Regional Income and Assets*

**Tabel 10.1.2 Target dan Realisasi Anggaran Pendapatan Asli Daerah Kabupaten Batang, 2017**  
**Target and Realization of the Original Regional Revenue Budget of Batang Regency, 2017**

| Rincian<br><i>Explanation</i>                    | Target<br><i>Target</i><br>(000 Rp) | Realisasi<br><i>Realization</i><br>(000 Rp) | Persentase<br><i>Percentage</i> |
|--|-------------------------------------|---|---------------------------------|
| (1)  | (2)                                 | (3)   | (4)                             |
| <b>PAJAK DAERAH</b>                              | <b>60 750 686</b>                   | <b>65 998 670</b>                           | <b>108,64</b>                   |
| a Pajak Hotel                                    | 466 400                             | 479 087                                     | 102,72                          |
| b Pajak Restoran                                 | 2 295 000                           | 2 618 815                                   | 114,11                          |
| c Pajak Hiburan                                  | 1 043 100                           | 1 107 391                                   | 106,16                          |
| d Pajak Reklame                                  | 1 248 186                           | 1 264 085                                   | 101,27                          |
| e Pajak Penerangan Jalan                         | 25 788 000                          | 25 985 078                                  | 100,76                          |
| f Pajak Mineral Non Logam dan Batuan             | 255 000                             | 233 328                                     | 103,70                          |
| g Pajak Parkir                                   | 35 000                              | 38 679                                      | 110,51                          |
| h Pajak Air Tanah                                | 600 000                             | 664 049                                     | 110,67                          |
| i Pajak Sarang Burung Walet                      | 50 000                              | 56 825                                      | 113,65                          |
| j Pajak Bumi dan Bangunan Pedesaan dan Perkotaan | 20 000 000                          | 20 765 890                                  | 103,83                          |
| k Bea perolehan Hak Atas Tanah dan Bangunan      | 9 000 000                           | 12 785 444                                  | 142,06                          |
| <b>HASIL RETRIBUSI DAERAH</b>                    | <b>17 417 843</b>                   | <b>18 377 484</b>                           | <b>105,51</b>                   |
| <b>a Retribusi Jasa Umum</b>                     | <b>4 029 506</b>                    | <b>3 968 360</b>                            | <b>98,48</b>                    |
| 1 Ret. Pelayanan Kesehatan                       | 50 000                              | 38 443                                      | 76,89                           |
| 2 Ret. Pelayanan Persampahan/Kebersihan          | 443 090                             | 355 659                                     | 80,27                           |
| 3 Ret. Pelayanan Parkir di Tepi Jalan Umum       | 450 000                             | 420 910                                     | 93,54                           |
| 4 Ret. Pelayanan Pasar                           | 1 960 599                           | 1 970 768                                   | 100,52                          |
| 5 Ret. Pengujian Kendr Bermotor                  | 482 305                             | 544 450                                     | 112,89                          |
| 6 Pengendalian Menara Telekomunikasi             | 593 513                             | 593 513                                     | 100,00                          |
| 7 Ret. Pelayanan Tera/Tera Ulang                 | 50 000                              | 44 617                                      | 89,23                           |

**Tabel** 10.1.2 **Lanjutan**  
**Table** 10.1.2 **Continued**

| Rincian<br><i>Explanation</i>   | Target<br><i>Target</i><br>(000 Rp) | Realisasi<br><i>Realization</i><br>(000 Rp) | Persentase<br><i>Percentage</i> |
|---|-------------------------------------|---|---------------------------------|
| (1)   | (2)                                 | (3)   | (4)                             |
| <b>b Retribusi Jasa Usaha</b>   | <b>7 145 507</b>                    | <b>7 993 080</b>                            | <b>111,86</b>                   |
| 1 Ret. Pemak. Kekayaan Daerah   | 2 293 932                           | 2 473 835                                   | 107,84                          |
| 2 Ret. Tempat Pelelangan  | 2 550 000                           | 2 865 078                                   | 112,36                          |
| 3 Ret. Jasa Usaha Terminal  | 149 998                             | 150 196                                     | 100,13                          |
| 4 Ret. Tempat Khusus Parkir   | 257 928                             | 226 534                                     | 87,83                           |
| 5 Ret. Penyediaan dan/atau<br>Penyedotan Kaku                               | 30 000                              | 30 000                                      | 100,00                          |
| 6 Ret. Rumah Potong Hewan   | 73 050                              | 73 100                                      | 100,07                          |
| 7 Ret. Pelayanan kepelabuhan  | 30 000                              | 18 478                                      | 61,59                           |
| 8 Ret. Tempat Rekreasi dan OR   | 1 760 600                           | 2 155 859                                   | 122,45                          |
| 9 Ret. Siaran Iklan Radio Abirawa   | -                                   | -   | -                               |
| <b>c Retribusi Perijinan Tertentu</b>                                       | <b>6 242 830</b>                    | <b>6 416 045</b>                            | <b>102,77</b>                   |
| 1 Ret. Ijin Mendirikan Bangunan   | 600 000                             | 618 750                                     | 103,13                          |
| 2 Ret. Ijin Gangguan/Keramaian  | 5 400 000                           | 5 494 732                                   | 101,75                          |
| 3 Ret. Ijin Trayek  | 17 830                              | 16 365                                      | 91,78                           |
| 4 Ret. Perpanjangan IMTA  | 225 000                             | 286 198                                     | 127,20                          |
| <b>HASIL PENGELOLAAN KEKAYAAN<br/>DAERAH YANG DIPISAHKAN</b>                | <b>8 641 663</b>                    | <b>8 641 820</b>                            | <b>100,00</b>                   |
| a Bagian laba atas penyertaan<br>modal pada perusahaan milik<br>daerah/BUMD | 8 637 663                           | 8 637 663                                   | 100,00                          |
| b Bagian laba atas penyertaan<br>modal pada perusahaan milik<br>swasta      | 4 000                               | 4 158                                       | 103,94                          |
| c Bagian laba atas penyertaan<br>modal pada bank asing                      | -                                   | -   | -                               |

TRANSPORTATION AND COMMUNICATION

**Tabel**            **Lanjutan**  
**Table**        **10.1.2**        **Continued**

| Rincian<br><i>Explanation</i>                                      | Target<br><i>Target</i><br>(000 Rp) | Realisasi<br><i>Realization</i><br>(000 Rp) | Persentase<br><i>Percentage</i> |
|--|-------------------------------------|---|---------------------------------|
| (1)  | (2)                                 | (3)   | (4)                             |
| <b>LAIN-LAIN PAD YANG SAH</b>                                      | <b>132 546 120</b>                  | <b>126 789 154</b>                          | <b>95,66</b>                    |
| a Hasil Penjualan Aset Daerah yg tidak di pisahkan                 | 377 500                             | 630 300                                     | 166,97                          |
| b Penerimaan Jasa Giro   | 4 000 000                           | 3 119 781                                   | 77,99                           |
| c Penerimaan Bunga Deposito  | 9 000 000                           | 10 458 007                                  | 116,20                          |
| d Tuntutan Ganti Kerugian Daerah (TGR)                             | -                                   | 11 000                                      | 100,00                          |
| e Denda Keterlambatan Pelaksanaan Pekerjaan                        | -                                   | 285 592                                     | 100,00                          |
| f Pendapatan Denda pajak   | -                                   | 180 596                                     | 100,00                          |
| g Pendapatan Denda Retribusi                                       | 5 000                               | 6 288                                       | 125,75                          |
| h Pendapatan hasil Eksekusi atas Jaminan                           | -                                   | 763 511                                     | 100,00                          |
| i Pendapatan dari Pengembalian Fasilitas Sosial dan Fasilitas Umum | 3 900 000                           | 4 066 163                                   | 104,26                          |
| j  | 46 563                              | 45 720                                      | 98,19                           |
| k Pendapatan BLUD  | 115 217 058                         | 107 222 198                                 | 93,06                           |
| l Pendapatan Ganti Rugi Tanah                                      | -                                   | -   | -                               |
| <b>Jumlah Pendapatan Asli Daerah</b>                               | <b>219 356 312</b>                  | <b>219 807 128</b>                          | <b>100,21</b>                   |
| <b>2016</b>  | <b>197 006 685</b>                  | <b>209 957 155</b>                          | <b>106,57</b>                   |

Sumber : Badan Pengelolaan Keuangan, Pendapatan dan Aset Daerah  
Source : *Financial Management Board, Regional Income and Assets*



**Tabel 10.1.3 Target dan Realisasi Anggaran Belanja Pemerintah Kabupaten Batang, 2017**  
**Target and Realization of Batang Regency Government Expenditure Budget, 2017**

| Rincian<br><i>Explanation</i>         | Target<br><i>Target</i><br>(000 Rp) | Realisasi<br><i>Realization</i><br>(000 Rp) | Persentase<br><i>Percentage</i> |
|---------------------------------------|-------------------------------------|---|---------------------------------|
| (1)                                   | (2)                                 | (3)   | (4)                             |
| <b>BELANJA OPERASI</b>                | <b>1 157 562 246</b>                | <b>1 083 416 673</b>                        | <b>93,59</b>                    |
| 1 Belanja Pegawai                     | 766 603 889                         | 724 298 381                                 | 94,51                           |
| 2 Belanja Barang                      | 317 536 160                         | 290 385 526                                 | 91,45                           |
| 3 Belanja Bunga                       | -                                   | -   | -                               |
| 4 Belanja Subsidi                     | -                                   | -   | -                               |
| 5 Belanja Hibah                       | 52094082                            | 49 173 625                                  | 94,39                           |
| 6 Bantuan Sosial                      | 20 666 700                          | 18 662 475                                  | 90,30                           |
| 7 Bantuan Keuangan                    | 896 666                             | 896 666                                     | 100,00                          |
| <b>BELANJA MODAL</b>                  | <b>194 918 675</b>                  | <b>163 667 905</b>                          | <b>83,97</b>                    |
| 1 Belanja Tanah                       | 100 000                             | 90 685                                      | 90,68                           |
| 2 Belanja Peralatan dan Mesin         | 33 939 941                          | 32 258 370                                  | 95,05                           |
| 3 Belanja Gedung dan Bangunan         | 70 767 973                          | 57 221 540                                  | 80,86                           |
| 4 Belanja Jalan, Irigasi dan Jaringan | 68 346 360                          | 58 546 727                                  | 85,66                           |
| 5 Belanja Aset Tetap Lainnya          | 4 957 978                           | 3 334 821                                   | 67,26                           |
| 6 Belanja Aset Lainnya                | 16 806 423                          | 12 215 763                                  | 72,69                           |
| <b>BELANJA TIDAK TERDUGA</b>          | <b>2 000 000</b>                    | -   | -                               |
| <b>TRANSFER/Bagi Hasil ke Desa</b>    | <b>317 719 153</b>                  | <b>316 097 143</b>                          | <b>99,49</b>                    |
| 1 Bantuan Keuangan ke Desa            | 40 603 099                          | 38 981 089                                  | 96,01                           |
| 2 Dana Desa                           | 190 962 224                         | 190 962 224                                 | 100,00                          |
| 3 Alokasi Dana Desa                   | 80 092 008                          | 80 092 008                                  | 100,00                          |
| 4 Bagi Hasil Pajak/Retribusi          | 6 061 822                           | 6 061 822                                   | 100,00                          |
| Jumlah Belanja dan Transfer           | 2017 1 672 200 074                  | 1 563 181 721                               | 93,48                           |
|                                       | 2016 1 729 593 239                  | 1 560 785 414                               | 90,24                           |

Sumber : Badan Pengelolaan Keuangan, Pendapatan dan Aset Daerah  
 Source : *Financial Management Board, Regional Income and Assets*

**Tabel 10.1.4 Target dan Realisasi Anggaran Pembiayaan Pemerintah Kabupaten Batang, 2017**  
**Target and Realization of Batang Regency Government Financing Budget, 2017**

| Rincian<br><i>Explanation</i>                                   | Target<br><i>Target</i><br>(000 Rp) | Realisasi<br><i>Realization</i><br>(000 Rp) | Persentase<br><i>Percentage</i> |
|---|-------------------------------------|---|---------------------------------|
| (1)   | (2)                                 | (3)   | (4)                             |
| <b>PENERIMAAN</b>   | <b>93 695 845</b>                   | <b>103 695 845</b>                          | <b>110,67</b>                   |
| 1 Penggunaan Silpa  | 93 695 845                          | 93 695 845                                  | 100,00                          |
| 2 Pinjaman Dalam Negeri-<br>Pemerintah Pusat                    | -                                   | -   | -                               |
| 3 Pinjaman Dalam Negeri-<br>Lembaga Keuangan Bank               | -                                   | 10 000 000                                  | -                               |
| <b>PENGELUARAN</b>  | <b>10 097 712</b>                   | <b>10 000 000</b>                           | <b>99,03</b>                    |
| 1 Penyertaan Modal Pemerintah<br>Daerah(Investasi)              | 10 000 000                          | 10 000 000                                  | 100,00                          |
| 2 Pembayaran Pokok Pinjaman<br>Dalam Negeri-Pemerintah<br>Pusat | -                                   | -   | -                               |
| 3 Pembayaran Pokok Pinjaman<br>Dalam Negeri-Lainnya             | 97 712                              | -   | -                               |
| <b>Pembiayaan Netto</b>   | <b>83 598 133</b>                   | <b>93 695 845</b>                           | <b>112,08</b>                   |
| <b>Sisa lebih Pembiayaan Anggaran</b>                           | <b>-</b>                            | <b>96 668 845</b>                           | <b>-</b>                        |

Sumber : Badan Pengelolaan Keuangan, Pendapatan dan Aset Daerah  
 Source : *Financial Management Board, Regional Income and Assets*

**Tabel 10.1.5 Target dan Realisasi Pajak Bumi dan Bangunan Pedesaan dan Perkotaan Menurut Kecamatan di Kabupaten Batang, 2017**  
**Target and Realization of Land and Buildings Tax Rural and Urban by Subdistrict in Batang Regency, 2017**

| Kecamatan<br>Subdistrict | Baku<br>Target        |                | Penerimaan Akhir 2017<br>Final Acceptance 2017 |                |
|--------------------------|-----------------------|----------------|--|----------------|
|                          | Baku<br>(Rupiah)      | SPPT           | Realisasi<br>(Rupiah)                          | SPPT           |
| (1)                      | (2)                   | (3)            | (4)  | (5)            |
| 01 Wonotunggal           | 973 030 687           | 25 615         | 977 629 839                                    | 24 961         |
| 02 Bandar                | 1 653 154 550         | 43 582         | 1 281 325 851                                  | 32 250         |
| 03 Blado                 | 1 056 565 213         | 30 309         | 874 057 871                                    | 26 470         |
| 04 Reban                 | 1 046 656 455         | 28 328         | 1 064 099 474                                  | 28 293         |
| 05 Bawang                | 1 488 959 511         | 51 432         | 1 488 948 160                                  | 51 416         |
| 06 Tersono               | 1 207 568 764         | 40 778         | 1 210 272 258                                  | 40 762         |
| 07 Gringsing             | 1 900 780 133         | 37 819         | 1 768 938 031                                  | 32 017         |
| 08 Limpung               | 1 402 588 677         | 30 047         | 1 424 977 251                                  | 30 041         |
| 09 Banyuputih            | 1 136 743 910         | 23 427         | 945 416 371                                    | 20 051         |
| 10 Subah                 | 1 560 357 165         | 38 818         | 1 428 413 741                                  | 35 818         |
| 11 Pecalungan            | 788 614 223           | 29 100         | 746 997 058                                    | 27 743         |
| 12 Tulis                 | 1 234 051 897         | 23 168         | 1 081 517 353                                  | 19 933         |
| 13 Kandeman              | 1 831 631 006         | 27 021         | 1 595 762 910                                  | 21 637         |
| 14 Batang                | 4 993 905 960         | 42 228         | 3 895 127 116                                  | 26 097         |
| 15 Warungasem            | 1 026 846 583         | 23 131         | 959 923 708                                    | 21 451         |
| 16 PT. BPI               | 22 482 871            | 24             | 22 482 871                                     | 24             |
| <b>Jumlah/Total</b>      | <b>23 323 937 605</b> | <b>494 827</b> | <b>20 765 889 866</b>                          | <b>438 964</b> |

Sumber : Badan Pengelolaan Keuangan, Pendapatan dan Aset Daerah  
 Source : Financial Management Board, Regional Income and Assets

**Tabel 10.1.6 Jumlah Desa Penerima dan Alokasi Dana Desa Menurut Kecamatan di Kabupaten Batang, 2016-2017**  
**Number of Receiving Villages and Allocation of Village Funds by District in Batang Regency, 2016-2017**

| Kecamatan<br>Subdistrict | Jumlah<br>Desa Penerima<br>Number of<br>Receiving Villages | Alokasi Dana Desa<br>Allocation of Village Funds |                  |
|--------------------------|--|--|------------------|
|                          |  | 2016<br>(Rupiah)                                 | 2017<br>(Rupiah) |
| (1)                      | (2)  | (3)  | (4)              |
| 01 Wonotunggal           | 15   | 5 104 176 700                                    | 5 490 904 600    |
| 02 Bandar                | 17   | 5 423 950 300                                    | 5 991 315 500    |
| 03 Blado                 | 18   | 5 616 864 400                                    | 6 139 910 100    |
| 04 Reban                 | 19   | 5 251 685 200                                    | 5 876 677 600    |
| 05 Bawang                | 20   | 6 081 053 200                                    | 6 708 601 500    |
| 06 Tersono               | 20   | 5 709 069 500                                    | 6 231 265 600    |
| 07 Gringsing             | 15   | 4 922 243 600                                    | 5 243 404 100    |
| 08 Limpung               | 17   | 5 279 042 800                                    | 5 706 295 500    |
| 09 Banyuputih            | 11   | 3 388 687 800                                    | 3 689 718 800    |
| 10 Subah                 | 17   | 5 216 075 800                                    | 5 613 479 700    |
| 11 Pecalungan            | 10   | 3 033 570 200                                    | 3 453 316 300    |
| 12 Tulis                 | 17   | 5 071 271 600                                    | 5 449 406 300    |
| 13 Kandeman              | 13   | 4 287 762 800                                    | 4 682 108 400    |
| 14 Batang                | 12   | 3 696 255 100                                    | 3 846 490 700    |
| 15 Warungasem            | 18   | 5 612 467 000                                    | 5 969 113 000    |
| Jumlah/Total             | 239  | 73 694 176 000                                   | 80 092 007 700   |

Sumber : Dinas Pemberdayaan Masyarakat dan Desa  
 Source : Service of Community and Village Empowerment

**Tabel 10.1.7 Jumlah Desa Penerima dan Dana Desa Menurut Kecamatan di Kabupaten Batang, 2016-2017**  
**Number of Receiving Villages and Village Funds by District in Batang Regency, 2016-2017**

| Kecamatan<br><i>Subdistrict</i> | Jumlah<br>Desa Penerima<br><i>Number of<br/>Receiving Villages</i> | Dana Desa<br><i>Village Funds</i> |                  |
|---------------------------------|--|-----------------------------------|------------------|
|                                 |  | 2016<br>(Rupiah)                  | 2017<br>(Rupiah) |
| (1)                             | (2)  | (3)                               | (4)              |
| 01 Wonotunggal                  | 15   | 9 197 137 000                     | 11 733 502 000   |
| 02 Bandar                       | 17   | 11 205 850 000                    | 14 299 760 000   |
| 03 Blado                        | 18   | 11 397 539 000                    | 14 726 041 000   |
| 04 Reban                        | 19   | 11 718 445 000                    | 15 418 281 000   |
| 05 Bawang                       | 20   | 12 657 810 000                    | 16 381 891 000   |
| 06 Tersono                      | 20   | 12 131 110 000                    | 15 574 279 000   |
| 07 Gringsing                    | 15   | 9 650 356 000                     | 11 999 927 000   |
| 08 Limpung                      | 17   | 10 451 753 000                    | 13 377 038 000   |
| 09 Banyuputih                   | 11   | 6 946 514 000                     | 8 657 581 000    |
| 10 Subah                        | 17   | 10 776 908 000                    | 13 541 548 000   |
| 11 Pecalungan                   | 10   | 6 366 335 000                     | 8 222 499 000    |
| 12 Tulis                        | 17   | 10 448 072 000                    | 13 286 009 000   |
| 13 Kandeman                     | 13   | 8 316 402 000                     | 10 486 192 000   |
| 14 Batang                       | 12   | 7 327 346 000                     | 9 373 787 000    |
| 15 Warungasem                   | 18   | 10 812 345 000                    | 13 883 889 000   |
| Jumlah/ <i>Total</i>            | 239  | 149 403 922 000                   | 190 962 224 000  |

Sumber : Dinas Pemberdayaan Masyarakat dan Desa  
 Source : Service of Community and Village Empowerment

**Tabel 10.1.8 Target dan Realisasi Pelaksanaan Anggaran Pendapatan dan Belanja Desa di Kabupaten Batang, 2017**  
**Target and Realization of Village Budget Revenue and Implementation in Batang Regency, 2017**

| Rincian<br><i>Explanation</i>              | Target<br><i>Target</i><br>(000 Rp) | Realisasi<br><i>Realization</i><br>(000 Rp) |
|--|-------------------------------------|---|
| (1)  | (2)                                 | (3)   |
| <b>PENDAPATAN</b>                          | <b>392 885 378</b>                  | <b>338 870 222</b>                          |
| 1 Pendapatan Asli Desa                     | 13 489 237                          | 14 564 832                                  |
| 2 Pendapatan Transfer                      | 368 009 511                         | 312 930 685                                 |
| 3 Pendapatan Lain-lain                     | 11 386 631                          | 11 374 704                                  |
| <b>BELANJA</b>                             | <b>350 864 210</b>                  | <b>369 618 303</b>                          |
| 1 Bidang Penyelenggaraan Pemerintahan Desa | 102 349 838                         | 104 180 949                                 |
| 2 Bidang Pelaksanaan Pembangunan Desa      | 228 291 190                         | 244 322 301                                 |
| 3 Bidang Pembinaan Kemasyarakatan          | 5 352 011                           | 5 687 028                                   |
| 4 Bidang Pemberdayaan Masyarakat           | 14 793 075                          | 15 349 929                                  |
| 5 Bidang Tak Terduga                       | 78 096                              | 78 096                                      |
| <b>PEMBIAYAAN</b>                          |                                     |   |
| 1 Penerimaan Pembiayaan                    | 5 329 822                           | 5 517 276                                   |
| 2 Pengeluaran Pembiayaan                   | 1 454 845                           | 1 491 421                                   |
| <b>Pembiayaan Netto</b>                    | <b>2 101 636</b>                    | <b>1 938 654</b>                            |
| <b>SILPA Tahun Berjalan</b>                | <b>4 517 089</b>                    | <b>1 176 595</b>                            |

Sumber : Dinas Pemberdayaan Masyarakat dan Desa  
 Source : *Service of Community and Village Empowerment*

**Tabel 10.1.9 Jumlah Wajib Pajak yang Dikelola oleh KPP Pratama Batang Menurut Jenis dan Bulan, 2017**  
**Number of Taxpayers Managed by KPP Pratama Batang by Kind and Month, 2017**

|    | Bulan<br><i>Month</i> | Pribadi<br><i>Personal</i> | Badan<br><i>Institution</i> | Jumlah<br><i>Total</i> |
|----|-----------------------|----------------------------|-----------------------------|------------------------|
|    | (1)                   | (2)                        | (3)                         | (4)                    |
| 01 | Januari               | 12 505                     | 734                         | 13 239                 |
| 02 | Februari              | 11 874                     | 656                         | 12 530                 |
| 03 | Maret                 | 13 854                     | 646                         | 14 500                 |
| 04 | April                 | 13 372                     | 672                         | 14 044                 |
| 05 | Mei                   | 9 798                      | 439                         | 10 237                 |
| 06 | Juni                  | 8 881                      | 520                         | 9 401                  |
| 07 | Juli                  | 8 142                      | 460                         | 8 602                  |
| 08 | Agustus               | 7 335                      | 582                         | 7 917                  |
| 09 | September             | 7 468                      | 581                         | 8 049                  |
| 10 | Oktober               | 8 844                      | 587                         | 9 431                  |
| 11 | Nopember              | 10 483                     | 643                         | 11 126                 |
| 12 | Desember              | 17 572                     | 490                         | 18 062                 |

Sumber : KPP Pratama Batang  
 Source : KPP Pratama Batang

**Tabel 10.1.10 Target dan Realisasi Pajak yang Dikelola oleh KPP Pratama Batang Menurut Jenis dan Bulan, 2017**  
**Target and Realization of Taxes Managed by KPP Pratama Batang by Kind and Month, 2017**

| Bulan<br>Month | Target / Target (000 Rp) |             |        |                |                 |
|----------------|--------------------------|-------------|--------|----------------|-----------------|
|                | PPH                      | PPN         | PPnBM  | Bea<br>Materai | Jumlah<br>Total |
| (1)            | (2)                      | (3)         | (4)    | (5)            | (6)             |
| 01 Januari     | 37 106 422               | 9 810 239   | 5 355  | 15 251         | 46 937 266      |
| 02 Februari    | 37 106 422               | 9 810 239   | 5 355  | 15 251         | 46 937 266      |
| 03 Maret       | 37 106 422               | 9 810 239   | 5 355  | 15 251         | 46 937 266      |
| 04 April       | 37 106 422               | 9 810 239   | 5 355  | 15 251         | 46 937 266      |
| 05 Mei         | 37 106 422               | 9 810 239   | 5 355  | 15 251         | 46 937 266      |
| 06 Juni        | 37 106 422               | 9 810 239   | 5 355  | 15 251         | 46 937 266      |
| 07 Juli        | 37 106 422               | 9 810 239   | 5 355  | 15 251         | 46 937 266      |
| 08 Agustus     | 37 106 422               | 9 810 239   | 5 355  | 15 251         | 46 937 266      |
| 09 September   | 37 106 422               | 9 810 239   | 5 355  | 15 251         | 46 937 266      |
| 10 Oktober     | 37 106 422               | 9 810 239   | 5 355  | 15 251         | 46 937 266      |
| 11 Nopember    | 37 106 422               | 9 810 239   | 5 355  | 15 251         | 46 937 266      |
| 12 Desember    | 37 106 422               | 9 810 239   | 5 355  | 15 251         | 46 937 266      |
| Jumlah/Total   | 445 277 058              | 117 722 863 | 64 260 | 183 015        | 563 247 196     |



**Tabel 10.1.10 Lanjutan**  
**Table Continue**

| Bulan<br><i>Month</i> | Realisasi / <i>Realization</i> (000 Rp) |             |         |                |                        |
|-----------------------|---|-------------|---------|----------------|------------------------|
|                       | PPH                                     | PPN         | PPnBM   | Bea<br>Materai | Jumlah<br><i>Total</i> |
| (1)                   | (7)                                     | (8)         | (9)     | (10)           | (11)                   |
| 01 Januari            | 29 068 521                              | 14 224 508  | 11 402  | 15 000         | 43 319 431             |
| 02 Februari           | 24 377 153                              | 9 176 300   | 273     | 15 000         | 33 568 726             |
| 03 Maret              | 37 661 372                              | 11 973 111  | 4 579   | 15 000         | 49 654 062             |
| 04 April              | 33 042 281                              | 14 918 232  | 600     | 30 000         | 47 991 113             |
| 05 Mei                | 30 993 579                              | 13 828 508  | 2 092   | -              | 44 824 179             |
| 06 Juni               | 32 300 633                              | 11 931 343  | 4 367   | 15 000         | 44 251 343             |
| 07 Juli               | 41 607 639                              | 10 697 246  | 279 282 | 15 000         | 52 599 167             |
| 08 Agustus            | 32 517 682                              | 18 549 450  | 6 663   | 15 000         | 51 088 796             |
| 09 September          | 32 956 888                              | 15 424 399  | 58 198  | 15 000         | 48 454 484             |
| 10 Oktober            | 34 414 086                              | 18 432 301  | 61 431  | -              | 52 907 819             |
| 11 Nopember           | 49 854 013                              | 18 879 336  | 10 027  | 15 000         | 68 758 375             |
| 12 Desember           | 80 096 352                              | 37 675 300  | 89 178  | 15 000         | 117 875 830            |
| Jumlah/ <i>Total</i>  | 458 890 199                             | 195 710 036 | 528 092 | 165 000        | 655 293 327            |

Sumber : KPP Pratama Batang

Source : KPP Pratama Batang

**10.2 HARGA/PRICE**

**Tabel 10.2.1 Harga Rata-rata 9 Bahan Pokok Per Bulan di Kabupaten Batang (Rupiah), 2017**  
*The Average Prices of 9 Essential Goods in Batang Regency (Rupiah), 2017*

|    | Bahan Pokok<br><i>Essential Goods</i> | Satuan<br><i>Unit</i> | Januari | Februari | Maret  | April | Mei   | Juni  |
|----|---------------------------------------|-----------------------|---------|----------|--------|-------|-------|-------|
|    | (1)                                   | (2)                   | (3)     | (4)      | (5)    | (6)   | (7)   | (8)   |
| 01 | Beras C4                              | Kg                    | 9 300   | 9 250    | 9 125  | 9125  | 9220  | 9275  |
| 02 | Tepung Terigu                         | Kg                    | 6 500   | 6 500    | 6 500  | 6500  | 6500  | 6500  |
| 03 | Daging Ayam Ras                       | Kg                    | 30 000  | 29 000   | 28 000 | 28500 | 31000 | 32000 |
| 04 | Ikan Asin                             | Kg                    | 21 900  | 22 000   | 21 375 | 21375 | 21900 | 22000 |
| 05 | Telur Ayam Ras                        | Kg                    | 19 500  | 19 000   | 18 750 | 18500 | 22000 | 21000 |
| 06 | Minyak Goreng                         | Kg                    | 11 300  | 11 625   | 11 500 | 11413 | 11500 | 11575 |
| 07 | Gula Pasir                            | Kg                    | 13 200  | 13 250   | 13 125 | 13000 | 12700 | 12550 |
| 08 | Sabun Cuci                            | Batang                | 2 500   | 2 500    | 2 500  | 2500  | 2500  | 2500  |
| 09 | Textil Tetoron                        | Meter                 | 12 000  | 12 000   | 12 000 | 12000 | 12000 | 12000 |

**Tabel 10.2.1 Lanjutan**  
**Table Continue**

| Bahan Pokok<br><i>Essential Goods</i> | Satuan<br><i>Unit</i> | Juli   | Agus<br>tus | Septem<br>ber | Okto<br>ber | Nopem<br>ber | Desem<br>ber |
|---------------------------------------|-----------------------|--------|-------------|---------------|-------------|--------------|--------------|
| (1)                                   | (2)                   | (9)    | (10)        | (11)          | (12)        | (13)         | (14)         |
| 01 Beras C4                           | Kg                    | 9 275  | 9 290       | 9 450         | 9 500       | 9 575        | 9 800        |
| 02 Tepung Terigu                      | Kg                    | 6 500  | 6 500       | 6 500         | 6 500       | 6 500        | 6 500        |
| 03 Daging Ayam Ras                    | Kg                    | 31 000 | 32 000      | 31 000        | 30 000      | 31 000       | 32 000       |
| 04 Ikan Asin                          | Kg                    | 22 250 | 22 500      | 22 000        | 22 000      | 22 000       | 22 750       |
| 05 Telur Ayam Ras                     | Kg                    | 22 000 | 21 000      | 20 500        | 19 750      | 20 500       | 22 500       |
| 06 Minyak Goreng                      | Kg                    | 11 538 | 11 590      | 11 650        | 11 600      | 11 500       | 11 500       |
| 07 Gula Pasir                         | Kg                    | 12 625 | 12 500      | 12 250        | 12 300      | 12 250       | 12 500       |
| 08 Sabun Cuci                         | Batang                | 1 500  | 2 500       | 2 500         | 2 500       | 2 500        | 2 500        |
| 09 Textil Tetoron                     | Meter                 | 12 000 | 12 000      | 12 000        | 12 000      | 12 000       | 12 000       |

Sumber : BPS Kabupaten Batang

Source : BPS – Statistics of Batang Regency

**Tabel 10.2.2 Perkembangan Rata-rata Harga Emas/Perhiasan 22 Karat 85% Menurut Bulan di Kabupaten Batang (Rupiah), 2014-2017**  
***Development of Average Prices of Gold/Jewelry 22 Karat 85% by Month in Batang Regency (Rupiah), 2014-2017***

|    | Bulan<br>Month | 2014    | 2015    | 2016    | 2017    |
|----|----------------|---------|---------|---------|---------|
|    | (1)            | (2)     | (3)     | (4)     | (5)     |
| 01 | Januari        | 452 500 | 435 000 | 440 000 | 460 000 |
| 02 | Februari       | 445 000 | 435 000 | 440 000 | 465 000 |
| 03 | Maret          | 445 000 | 435 000 | 450 000 | 460 000 |
| 04 | April          | 439 000 | 435 000 | 460 000 | 462 500 |
| 05 | Mei            | 445 000 | 435 000 | 466 000 | 462 000 |
| 06 | Juni           | 445 000 | 435 000 | 467 500 | 467 500 |
| 07 | Juli           | 446 000 | 432 500 | 473 750 | 465 000 |
| 08 | Agustus        | 445 000 | 430 000 | 472 000 | 466 000 |
| 09 | September      | 445 000 | 445 000 | 470 000 | 470 000 |
| 10 | Oktober        | 445 000 | 445 000 | 460 000 | 468 000 |
| 11 | Nopember       | 436 250 | 437 500 | 460 000 | 470 000 |
| 12 | Desember       | 436 875 | 445 000 | 450 000 | 468 750 |

Sumber : BPS Kabupaten Batang  
 Source : BPS – Statistics of Batang Regency

**Tabel 10.2.3 Indeks Harga Konsumen (IHK) Kabupaten Batang Menurut Kelompok Pengeluaran dan Bulan, 2017**  
**Consumer Price Index of Batang Regency by Spending Groups and Month, 2017**

| Bulan<br><i>Month</i> | Umum<br><i>General</i> | Bahan Makanan<br><i>Food</i> | Makanan Jadi, Minuman,<br>Rokok dan Tembakau<br><i>Prepared Food,<br/>Soft Drink, Cigarette and<br/>Tobacco</i> | Perumahan<br><i>Housing</i> |
|-----------------------|------------------------|------------------------------|---|-----------------------------|
| (1)                   | (2)                    | (3)                          | (4)   | (5)                         |
| 01 Januari            | 122,96                 | 128,44                       | 133,86  | 121,96                      |
| 02 Februari           | 123,49                 | 128,85                       | 134,52  | 122,68                      |
| 03 Maret              | 123,37                 | 127,18                       | 134,38  | 123,32                      |
| 04 April              | 123,50                 | 126,41                       | 134,81  | 123,77                      |
| 05 Mei                | 124,17                 | 128,19                       | 135,24  | 124,40                      |
| 06 Juni               | 124,75                 | 129,42                       | 135,57  | 124,81                      |
| 07 Juli               | 124,94                 | 129,44                       | 136,02  | 124,71                      |
| 08 Agustus            | 124,66                 | 128,19                       | 136,26  | 124,49                      |
| 09 September          | 124,88                 | 128,35                       | 136,83  | 124,65                      |
| 10 Oktober            | 124,91                 | 128,16                       | 137,08  | 124,62                      |
| 11 Nopember           | 125,21                 | 128,99                       | 137,52  | 124,76                      |
| 12 Desember           | 125,87                 | 131,87                       | 137,83  | 124,98                      |

TRANSPORTATION AND COMMUNICATION

**Tabel 10.2.3. Lanjutan**

**Table Continue**

|    | Bulan<br><i>Month</i> | Sandang<br><i>Clothing</i> | Kesehatan<br><i>Health</i> | Pendidikan,<br>Rekreasi dan<br>Olahraga<br><i>Education,<br/>Recreation and<br/>Sport</i> | Transportasi dan<br>Komunikasi<br><i>Transportation and<br/>Communication</i> |
|----|-----------------------|----------------------------|----------------------------|---|---|
|    | (1)                   | (6)                        | (7)                        | (8)   | (9)   |
| 01 | Januari               | 109,88                     | 111,05                     | 111,47  | 115,43  |
| 02 | Februari              | 110,31                     | 111,61                     | 111,48  | 115,66  |
| 03 | Maret                 | 110,35                     | 111,85                     | 111,69  | 115,65  |
| 04 | April                 | 110,58                     | 112,29                     | 111,75  | 115,66  |
| 05 | Mei                   | 110,92                     | 112,39                     | 111,75  | 115,89  |
| 06 | Juni                  | 111,62                     | 112,68                     | 112,55  | 116,17  |
| 07 | Juli                  | 111,76                     | 112,89                     | 113,58  | 116,44  |
| 08 | Agustus               | 111,88                     | 113,08                     | 113,70  | 115,97  |
| 09 | September             | 112,03                     | 113,18                     | 113,73  | 115,97  |
| 10 | Oktober               | 112,09                     | 113,41                     | 113,78  | 115,98  |
| 11 | Nopember              | 112,23                     | 113,58                     | 113,59  | 115,98  |
| 12 | Desember              | 112,15                     | 113,62                     | 113,60  | 115,80  |

Sumber : BPS Kabupaten Batang

Source : BPS – Statistics of Batang Regency

**Tabel 10.2.4 Laju Inflasi Kabupaten Batang Menurut Kelompok Pengeluaran dan Bulan, 2017**  
***Inflation Rate of Batang Regency by Spending Groups and Month, 2017***

| Bulan<br><i>Month</i>   | Umum<br><i>General</i> | Bahan Makanan<br><i>Food</i> | Makanan Jadi, Minuman,<br>Rokok dan Tembakau<br><i>Prepared Food,<br/>Soft Drink, Cigarette and<br/>Tobacco</i> | Perumahan<br><i>Housing</i> |
|-------------------------|------------------------|------------------------------|---|-----------------------------|
| (1)                     | (2)                    | (3)                          | (4)   | (5)                         |
| 01 Januari              | 1,04                   | 0,92                         | 1,18  | 0,81                        |
| 02 Februari             | 0,43                   | 0,31                         | 0,49  | 0,60                        |
| 03 Maret                | -0,10                  | -1,30                        | -0,10   | 0,52                        |
| 04 April                | 0,11                   | -0,60                        | 0,32  | 0,37                        |
| 05 Mei                  | 0,54                   | 1,41                         | 0,31  | 0,51                        |
| 06 Juni                 | 0,46                   | 0,95                         | 0,25  | 0,33                        |
| 07 Juli                 | 0,15                   | 0,02                         | 0,33  | -0,08                       |
| 08 Agustus              | -0,22                  | -0,97                        | 0,18  | -0,18                       |
| 09 September            | 0,18                   | 0,13                         | 0,42  | 0,13                        |
| 10 Oktober              | 0,02                   | -0,15                        | 0,18  | -0,03                       |
| 11 Nopember             | 0,24                   | 0,64                         | 0,32  | 0,11                        |
| 12 Desember             | 0,53                   | 2,23                         | 0,23  | 0,18                        |
| Tahun/ <i>Year</i> 2017 | 3,44                   | 3,61                         | 4,18  | 3,32                        |

TRANSPORTATION AND COMMUNICATION

**Tabel 10.2.4 Lanjutan**

**Table Continue**

|                 | Bulan<br><i>Month</i> | Sandang<br><i>Clothing</i> | Kesehatan<br><i>Health</i> | Pendidikan,<br>Rekreasi dan<br>Olahraga<br><i>Education,<br/>Recreation and<br/>Sport</i> | Transportasi dan<br>Komunikasi<br><i>Transportation and<br/>Communication</i> |
|-----------------|-----------------------|----------------------------|----------------------------|---|---|
|                 | (1)                   | (6)                        | (7)                        | (8)   | (9)   |
| 01              | Januari               | 0,45                       | 0,62                       | 0,47  | 2,83  |
| 02              | Februari              | 0,39                       | 0,51                       | 0,01  | 0,21  |
| 03              | Maret                 | 0,04                       | 0,22                       | 0,18  | -0,01   |
| 04              | April                 | 0,20                       | 0,39                       | 0,06  | 0,01  |
| 05              | Mei                   | 0,31                       | 0,08                       | 0,00  | 0,19  |
| 06              | Juni                  | 0,63                       | 0,26                       | 0,72  | 0,25  |
| 07              | Juli                  | 0,13                       | 0,19                       | 0,91  | 0,23  |
| 08              | Agustus               | 0,10                       | 0,17                       | 0,11  | -0,40   |
| 09              | September             | 0,14                       | 0,09                       | 0,02  | 0,00  |
| 10              | Oktober               | 0,05                       | 0,20                       | 0,05  | 0,00  |
| 11              | Nopember              | 0,12                       | 0,15                       | -0,17   | 0,00  |
| 12              | Desember              | -0,07                      | 0,04                       | 0,01  | -0,15   |
| Tahun/Year 2017 |                       | 2,52                       | 2,95                       | 2,39  | 3,17  |

Sumber : BPS Kabupaten Batang

Source : BPS – Statistics of Batang Regency



**Tabel 10.2.5 Indeks Harga Konsumen (IHK) dan Inflasi Kabupaten Batang Menurut Bulan, 2017**  
**Consumer Price Index of Batang Regency and Inflation by Month, 2017**

| Bulan<br><i>Month</i> | IHK<br><i>CPI</i> | Inflasi<br>Bulanan<br><i>Monthly<br/>Inflation</i> | Kumulatif<br>Inflasi<br><i>Cumulative<br/>Inflation</i> | Inflasi YoY<br><i>Inflation YoY</i> |
|-----------------------|-------------------|--|---|-------------------------------------|
| (1)                   | (2)               | (3)  | (4)   | (5)                                 |
| 01 Januari            | 122,96            | 1,04   | 1,04  | 2,88                                |
| 02 Februari           | 123,49            | 0,43   | 1,48  | 3,52                                |
| 03 Maret              | 123,37            | -0,10  | 1,38  | 3,11                                |
| 04 April              | 123,50            | 0,11   | 1,49  | 3,66                                |
| 05 Mei                | 124,17            | 0,54   | 2,04  | 4,03                                |
| 06 Juni               | 124,75            | 0,46   | 2,51  | 4,07                                |
| 07 Juli               | 124,94            | 0,15   | 2,67  | 3,27                                |
| 08 Agustus            | 124,66            | -0,22  | 2,44  | 3,27                                |
| 09 September          | 124,88            | 0,18   | 2,62  | 3,39                                |
| 10 Oktober            | 124,91            | 0,02   | 2,64  | 3,32                                |
| 11 Nopember           | 125,21            | 0,24   | 2,89  | 3,12                                |
| 12 Desember           | 125,87            | 0,53   | 3,44  | 3,44                                |

**Tabel 10.2.6 Perbandingan Laju Inflasi Nasional, Jawa Tengah dan Kabupaten Batang Menurut Bulan, 2017**  
**Comparison of National Inflation Rate, Jawa Tengah and Batang Regency by Month, 2017**

|    | Bulan<br>Month  | Nasional<br>National | Jawa Tengah<br>Jawa Tengah | Batang<br>Batang |
|----|-----------------|----------------------|----------------------------|------------------|
|    | (1)             | (2)                  | (3)                        | (4)              |
| 01 | Januari         | 0,97                 | 1,16                       | 1,04             |
| 02 | Februari        | 0,23                 | 0,51                       | 0,43             |
| 03 | Maret           | -0,02                | -0,12                      | -0,10            |
| 04 | April           | 0,09                 | 0,15                       | 0,11             |
| 05 | Mei             | 0,39                 | 0,58                       | 0,54             |
| 06 | Juni            | 0,69                 | 0,61                       | 0,46             |
| 07 | Juli            | 0,22                 | 0,14                       | 0,15             |
| 08 | Agustus         | -0,07                | -0,51                      | -0,22            |
| 09 | September       | 0,13                 | 0,20                       | 0,18             |
| 10 | Oktober         | 0,01                 | -0,06                      | 0,02             |
| 11 | Nopember        | 0,20                 | 0,29                       | 0,24             |
| 12 | Desember        | 0,71                 | 0,71                       | 0,53             |
|    | Tahun/Year 2017 | 3,61                 | 3,71                       | 3,44             |

Sumber : BPS Kabupaten Batang  
 Source : BPS – Statistics of Batang Regency

## PENGELUARAN PENDUDUK & KONSUMSI MAKANAN

Persentase Pengeluaran  
Per Kapita per Bulan

Pengeluaran non  
makanan



44,47 %

Pengeluaran  
makanan



55,53 %



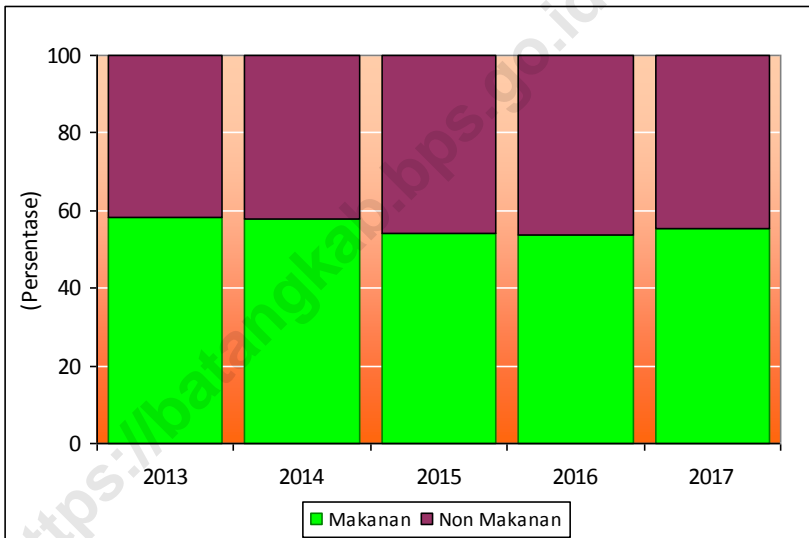
**ULASAN**

Berdasarkan hasil Susenas 2017, persentase pengeluaran rumah tangga untuk makanan mencapai 55,53 persen. Nilai ini lebih tinggi dari persentase pengeluaran non makanan yang hanya 44,47 persen. Persentase pengeluaran ini naik bila dibandingkan dengan tahun sebelumnya yang cenderung menurun sejak tahun 2013 yang senilai 58,08 persen kemudian semakin turun hingga tahun 2016 bernilai 53,83 persen. Kenaikan ini dapat diartikan bahwa masyarakat masih memprioritaskan pemenuhan kebutuhannya untuk membeli makanan dibandingkan dengan kebutuhan non makanan seperti perumahan, pendidikan, kesehatan, investasi dan lainnya.

**DESCRIPTION**

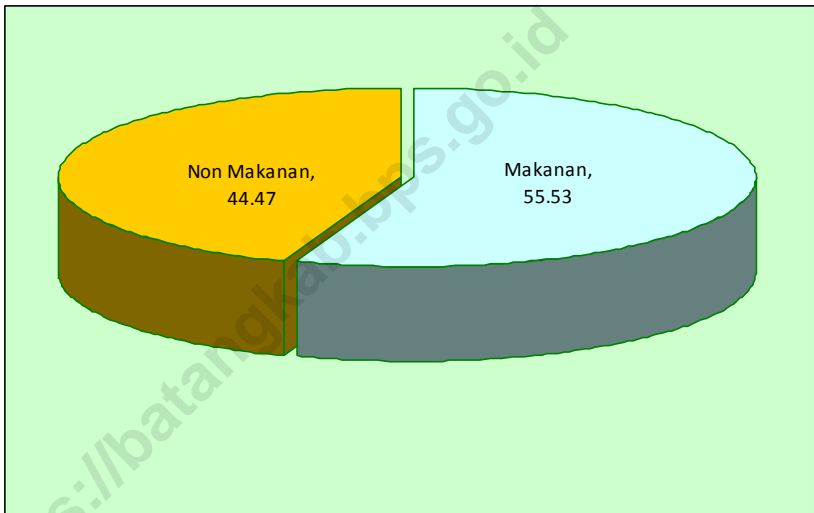
*Based on the results of the 2017 Susenas, the percentage of expenditure household on food reached 55.53 percent. This value is higher than the percentage of non-food expenditure which is only 44.47 percent. The percentage of this expenditure increased when compared to the previous year which tended to decline since 2013 which was worth 58.08 percent and then declined until 2016 was worth 53.83 percent. This increase can be interpreted that the community still prioritizes the fulfillment of their needs to buy food compared to non-food needs such as housing, education, health, investment and others.*

**Gambar 11.1** Perkembangan Persentase Pengeluaran per Kapita Menurut Kelompok Pengeluaran di Kabupaten Batang, 2013-2017  
*Percentage Expenditure Development of per Capita by Expenditure Group in Batang Regency, 2013-2017*



Sumber : Survei Sosial Ekonomi Nasional 2017, BPS Kabupaten Batang  
Source : Survey of National Social-Economic 2017, BPS-Statistics of Batang Regency

**Gambar 11.2** Persentase Pengeluaran per Kapita Menurut Kelompok Pengeluaran di Kabupaten Batang, 2017  
*Percentage Expenditure per Capita by Expenditure Group in Batang Regency, 2017*



Sumber : Survei Sosial Ekonomi Nasional 2017, BPS Kabupaten Batang

Source : Survey of National Social-Economic 2017, BPS-Statistics of Batang Regency

**Tabel 11.1** Perkembangan Persentase Pengeluaran per Kapita Menurut Kelompok Pengeluaran di Kabupaten Batang, 2009-2017  
**Table** *Percentage Expenditure Development of per Capita by Expenditure Group in Batang Regency, 2009-2017*

| Tahun<br>Year | Makanan<br>Food | Non Makanan<br>Non Food |
|---------------|-----------------|-------------------------|
| (1)           | (2)             | (3)                     |
| 2009          | 57,95           | 42,05                   |
| 2010          | 54,47           | 45,53                   |
| 2011          | 56,58           | 43,42                   |
| 2012          | 57,66           | 42,34                   |
| 2013          | 58,08           | 41,92                   |
| 2014          | 57,96           | 42,04                   |
| 2015          | 54,27           | 45,73                   |
| 2016          | 53,83           | 46,17                   |
| 2017          | 55,53           | 44,47                   |

Sumber : Survei Sosial Ekonomi Nasional 2017, BPS Kabupaten Batang

Source : Survey of National Social-Economic 2017, BPS-Statistics of Batang Regency



# PENDAPATAN REGIONAL

BAB  
12

P D R B  
2 0 1 7

Atas dasar harga berlaku

1 8 6 9 9

MILYAR RUPIAH

5,29

PERTUMBUHAN  
EKONOMI  
2017



34%

INDUSTRI  
PENGOLAHAN



21%

PERTANIAN



13%

PERDAGANGAN



**PENJELASAN TEKNIS**

1. Produk Domestik Regional Bruto (PDRB) menggambarkan kemampuan suatu wilayah untuk menciptakan nilai tambah pada suatu waktu tertentu. Untuk menyusun PDRB digunakan 2 pendekatan, yaitu lapangan usaha dan pengeluaran. Keduanya menyajikan komposisi data nilai tambah dirinci menurut sumber kegiatan ekonomi (lapangan usaha) dan menurut komponen penggunaannya. PDRB dari sisi lapangan usaha merupakan penjumlahan seluruh komponen nilai tambah bruto yang mampu diciptakan oleh sektor-sektor ekonomi atas berbagai aktivitas produksinya. Sedangkan dari sisi pengeluaran menjelaskan tentang penggunaan dari nilai tambah tersebut.

2. PDRB menurut lapangan usaha mengalami perubahan klasifikasi dari 9 lapangan usaha menjadi 17 lapangan usaha. PDRB menurut lapangan usaha dirinci menurut total nilai tambah dari seluruh sektor ekonomi yang mencakup lapangan usaha Pertanian, Kehutanan, dan Perikanan; Pertambangan dan Penggalan; Industri Pengolahan; Pengadaan Listrik dan Gas; Pengadaan Air,

**TECHNICAL NOTES**

1. *The basic measure of the value added arising from economic activity is known as Gross Regional Domestic Product (GRDP) at the regional level (provinces/regencies/municipalities). To compile these statistics, two approaches have been used, i.e. "production approach" and "expenditure approach". The first approach is to measure value added produced by various kinds of economic activities, while the second approach is to measure final uses of the country's output. In other words, GRDP is the sum of total value added produced by all economic industries (activities) and the way of using it.*

2. *GRDP by industry classification changes from 9 sectors to 17 industries. GRDP by industry is classified by types of economic activities such as Agriculture, Forestry and Fishing; Mining and Quarrying; Manufacturing; Electricity and Gas; Water supply, Sewerage, Waste Management and Remediation Activities; Construction; Wholesale and Retail Trade; Repair of Motor Vehicles and*

## REGIONAL INCOME

Pengelolaan Sampah, Limbah dan Daur Ulang; Konstruksi; Perdagangan Besar dan Eceran, Reparasi Mobil dan Sepeda Motor; Transportasi dan Pergudangan; Penyediaan Akomodasi dan Makan Minum; Informasi dan Komunikasi; Jasa Keuangan dan Asuransi; Real Estat; Jasa Perusahaan; Administrasi Pemerintahan, Pertahanan dan Jaminan Sosial Wajib; Jasa Pendidikan; Jasa Kesehatan dan Kegiatan Sosial; dan Jasa lainnya.

*Motorcycles; Transportation and Storage; Accommodation and Food Service Activities; Information and Communication; Financial and Insurance Activities; Real Estate Activities; Business Activities; Public Administration; Defence and Compulsory Social Security; Education; Human Health and Social Work Activities; and Other Services Activities.*

3. PDRB menurut pengeluaran mengalami perubahan klasifikasi dimana pengeluaran konsumsi Lembaga Non Profit yang Melayani Rumah Tangga (LNPR) yang sebelumnya termasuk bagian dari pengeluaran konsumsi rumah tangga menjadi komponen terpisah. Sehingga klasifikasi PDRB menurut pengeluaran dirinci menjadi 7 komponen yaitu komponen pengeluaran konsumsi rumah tangga, pengeluaran konsumsi LNPR, pengeluaran konsumsi pemerintah, pembentukan modal tetap bruto, perubahan inventori, ekspor barang dan jasa, dan impor barang dan jasa.

3. *GRDP by expenditure classification changes where consumption expenditure Non-profit Institutions Serving Households (NPISH) previously included as part of household consumption expenditure is taken out into separate component. So that, GRDP by type of expenditures is classified into: household consumption expenditure, NPISH consumption expenditure, government consumption expenditure, gross fixed capital formation, changes in inventories, exports of goods and services, and imports of goods and services.*

4. Pengeluaran konsumsi rumah tangga mencakup berbagai pengeluaran konsumsi akhir rumah

4. *Household consumption expenditures consist of expenditures incurred by*

tangga atas barang dan jasa untuk memenuhi kebutuhan individu ataupun kelompok secara langsung. Pengeluaran rumah tangga di sini mencakup makanan dan minuman selain restoran; pakaian, alas kaki dan jasa perawatannya; perumahan dan perlengkapan rumah tangga; kesehatan dan pendidikan; transportasi dan komunikasi; restoran dan hotel serta lainnya.

*households, which are used for both individual or collective needs. Household consumptions are classified into food and beverages other than restaurants; clothing, footwear, and related maintenance services; housing and household equipment; health and education; transport and communication; restaurants and hotels; and others.*

5. Pengeluaran Konsumsi Pemerintah terdiri dari Pengeluaran Konsumsi Individu dan Pengeluaran Konsumsi Kolektif. Barang dan jasa individu merupakan barang dan jasa privat, dimana ciri-ciri barang privat adalah
- a) Scarcity, yaitu ada kelangkaan/ keterbatasan dalam jumlah;
  - b) Excludable consumption, yaitu konsumsi suatu barang dapat dibatasi hanya pada mereka yang memenuhi persyaratan tertentu (biasanya harga);
  - c) Rivalrous competition, yaitu konsumsi oleh satu konsumen akan mengurangi atau menghilangkan kesempatan pihak lain untuk melakukan hal serupa. Contoh barang dan jasa yang dihasilkan pemerintah dan tergolong sebagai barang dan jasa individu adalah jasa pelayanan kesehatan pemerintah di rumah sakit/puskesmas dan jasa

5. *Government consumption expenditure consists of Individual Consumption Expenditure and Collective Consumption Expenditure. Individual goods and services are private goods and services, which the characteristics of private goods is*
- a) Scarcity, that there is*
  - a) scarcity/limited in number;*
  - b).Excludable consumption, the consumption of goods can be limited only to those who meet certain requirements (usually the price);*
  - c) Rivalrous competition, ie consumption by the consumer will reduce or eliminate the chance of another party to do so. Examples of goods and services produced by government and classified as goods and services of individuals is the government health services in hospitals/health centers and education services in schools/*

pendidikan di sekolah/universitas negeri. Sedangkan barang dan jasa kolektif ekuivalen dengan barang publik yang memiliki ciri a) Non rivalry, yaitu penggunaan satu konsumen terhadap suatu barang tidak mengurangi kesempatan konsumen lain untuk juga mengkonsumsi barang tersebut; b) Non excludable, yaitu apabila suatu barang publik tersedia, maka tidak ada yang dapat menghalangi siapapun untuk memperoleh manfaat dari barang tersebut atau dengan kata lain setiap orang memiliki akses ke barang tersebut. Contoh barang dan jasa yang dihasilkan pemerintah dan tergolong sebagai barang dan jasa kolektif adalah jasa pertahanan yang dilakukan TNI dan keamanan yang dilakukan kepolisian.

6. Pembentukan Modal Tetap Bruto (PMTB) mencakup pengadaan, pembuatan, dan pembelian barang modal. Barang modal dimaksud adalah barang-barang yang digunakan untuk proses produksi, tahan lama atau yang mempunyai umur pemakaian lebih dari satu tahun seperti bangunan, mesin-mesin dan alat angkutan. Termasuk pula di sini perbaikan besar (berat) yang sifatnya memperpanjang umur atau mengubah bentuk atau kapasitas barang modal tersebut.

*universities. Collective goods and services equivalent to public goods characterized by a) Non-rivalry, namely the use of a consumer for an item does not reduce the chance of another consumer to also consume goods; b) Non-excludable, i.e. when a public good available, then nothing can hinder anyone to benefit from the goods or in other words everyone has access to the goods. Examples of goods and services produced by government and classified as collective goods and services is carried military defense services and the police's security.*

6. *Gross Fixed Capital Formation (GFCF) includes procurement, manufacture, and the purchase of capital goods. Capital goods are goods which are used for the production process, durable or have a service life of more than one year such as buildings, machinery, and transportation equipment. Including here: huge improvement that are to extend the life or changing the shape or the capacity of the capital goods. Capital expenditures for military purposes are also covered as GFCF. GFCF*

Pengeluaran barang modal untuk keperluan militer juga dicakup sebagai PMTB. Klasifikasi komponen PMTB dibagi menjadi 6 sub komponen yaitu Konstruksi; Mesin dan Peralatan; Kendaraan; Peralatan Lainnya; Cultivated Biological Resources (CBR) dan Produk Kekayaan Intelektual.

*component are classified into six sub-components: Construction; Machinery and Equipment; vehicle; Other equipment; Cultivated Biological Resources (CBR) and Intellectual Property Product.*

7. Ekspor barang dan jasa merupakan transaksi perdagangan barang dan jasa dari penduduk (residen) ke bukan penduduk (nonresiden). Impor barang dan jasa adalah transaksi perdagangan dari bukan penduduk ke penduduk. Ekspor atau impor barang terjadi pada saat terjadi perubahan hak kepemilikan barang antara penduduk dengan bukan penduduk (dengan atau tanpa perpindahan fisik barang tersebut). Pada PDRB dengan tahun dasar 2010, ekspor dan impor barang dirinci menjadi nonmigas dan migas.

*7. Exports of goods and services consist of transactions of goods and services from residents to non-residents. Imports of goods and services consist of transaction of goods and services from non-residents to residents. Exports and imports of goods occur when there are changes in ownership of goods between residents and non-residents (with or without physical movements of goods across frontiers). On the GDRP at 2010 basic year, exports and imports of goods specified into non oil and gas and oil and gas.*

8. Produk Domestik Regional Bruto maupun agregat turunannya disajikan dalam 2 (dua) versi penilaian, yaitu atas dasar "harga berlaku" dan atas dasar "harga konstan". Disebut sebagai harga berlaku karena seluruh agregat dinilai dengan menggunakan harga pada tahun berjalan, sedangkan harga konstan penilaiannya didasarkan kepada harga satu

*8. GRDP and its aggregations are presented in two forms: at current market prices and at constant base year market prices. In presenting current market prices, all aggregates are valued at current market prices, while base year constant market prices are shown by valuing all aggregates at fixed base year prices. Year of 2010 is used as the base year in this*

## REGIONAL INCOME

tahun dasar tertentu, dalam publikasi ini digunakan harga tahun 2010.

9. Laju pertumbuhan Produk Domestik Bruto diperoleh dari perhitungan PDB atas dasar harga konstan. Diperoleh dengan cara mengurangi nilai PDB pada tahun ke-n terhadap nilai pada tahun ke n-1 (tahun sebelumnya), dibagi dengan nilai pada tahun ke n-1, dikalikan dengan 100 persen. Laju pertumbuhan menunjukkan perkembangan agregat pendapatan dari satu waktu tertentu terhadap waktu sebelumnya.

*publication.*

9. *Growth rate of Gross Domestic Product is derived from GDP at constant market prices. It is obtained by subtracting the value of GDP year n with the value of GDP year n-1, divided by the value of GDP year n-1 then multiplied by 100 percent. The growth rate of GDP explains the income growth during the given period.*



**ULASAN**

PDRB atas dasar harga berlaku Kabupaten Batang pada tahun 2017 mencapai 18,7 triliun rupiah. Secara nominal, nilai PDRB ini mengalami kenaikan sebesar 1,5 triliun rupiah dibandingkan dengan tahun 2016 yang mencapai 17,2 triliun rupiah.

Bila dilihat berdasarkan harga konstan 2010, angka PDRB juga mengalami kenaikan, dari 12,9 triliun rupiah pada tahun 2016 menjadi 13,6 triliun rupiah pada tahun 2017. Perkembangan ini menunjukkan selama tahun 2017 pertumbuhan ekonomi Kabupaten Batang naik 5,29 persen. Kenaikan PDRB ini disebabkan oleh peningkatan produksi, tanpa pengaruh inflasi. Berdasarkan lapangan usaha, laju pertumbuhan ekonomi tertinggi di Kabupaten Batang dicapai lapangan usaha pertambangan dan penggalian yang tumbuh sebesar 20,90 persen. Laju pertumbuhan yang tinggi pada sektor pertambangan dan penggalian ini ikut terdorong akibat adanya proses penyiapan lahan (pengerukan dan pengurugan) lahan PLTU dan jalan tol Semarang–Batang.

Seperti tahun sebelumnya, lapangan usaha industri pengolahan masih menjadi penyumbang terbesar PDRB Kabupaten Batang dengan peranan sebesar 34,35 persen. Lapangan usaha dengan peranan

**DESCRIPTION**

*GRDP at current prices in Batang District in 2017 reached IDR 18.7 trillion. Nominally, the value of this GRDP has increased by 1.5 trillion rupiah compared to 2016 which reached 17.2 trillion rupiah.*

*When viewed based on constant 2010 prices, GRDP figures also increased, from 12.9 trillion rupiah in 2016 to IDR 13.6 trillion in 2017. These developments show that in 2017 the economic growth of Batang Regency is 5.29 percent. This increase in GRDP was due to increased production, without the influence of inflation. Based on the business field, the highest rate of economic growth in Batang Regency was achieved by mining and quarrying businesses which grew by 20.90 percent. This high growth rate in the mining and quarrying sectors has been driven by the process of land preparation (dredging and smuggling) of the PLTU and Semarang-Batang toll roads.*

*Like the previous year, the processing industry business field is still the biggest contributor to the Batang Regency GRDP with a role of 34.35 percent. The business field with the next biggest role is the field of*

## REGIONAL INCOME

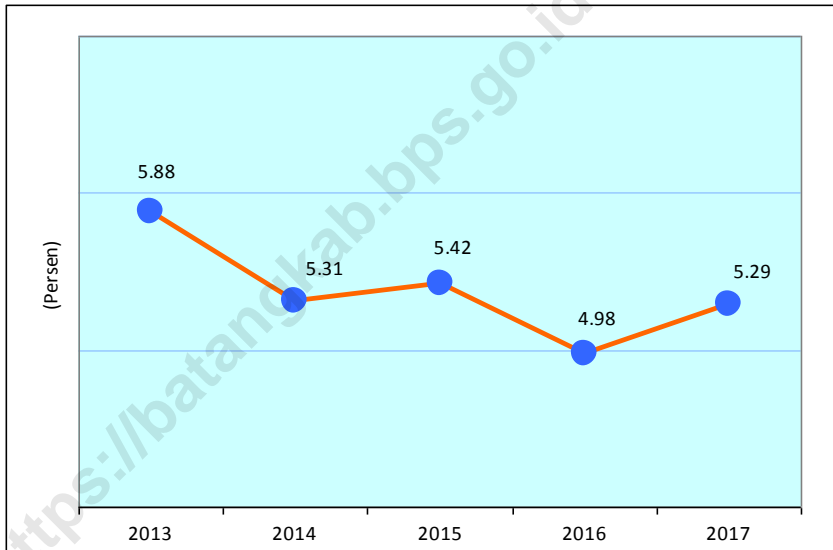
terbesar selanjutnya adalah lapangan usaha pertanian, kehutanan dan perikanan sebesar 21,22 persen serta lapangan usaha perdagangan besar-eceran, reparasi mobil dan motor sebesar 13,11 persen.

PDRB perkapita merupakan nilai nominal PDRB dibagi dengan jumlah penduduk pertengahan tahun. Nilai ini menjadi indikator dalam mengukur produktivitas penduduk di suatu wilayah. Peningkatan PDRB perkapita merupakan pertanda baik jika besarnya diatas angka inflasi. Pada tahun 2017 nilai PDRB perkapita Kabupaten Batang mencapai 24,73 juta rupiah. Tidak hanya meningkat, perkembangan PDRB perkapita Kabupaten Batang tiap tahun masih lebih besar daripada angka inflasi.

*agriculture, forestry and fisheries business by 21.22 percent and the large-scale retail trade business, car and motorcycle repair by 13.11 percent.*

*GRDP per capita is the nominal value of GRDP divided by the number of residents in the middle of the year. This value is an indicator in measuring the productivity of the population in a region. Per capita GRDP increase is a good sign if the amount is above the inflation rate. In 2017 the value of GRDP per capita in Batang Regency reached 24.73 million rupiah. Not only increased, the development of GRDP per capita of Batang Regency each year is still greater than the inflation rate.*

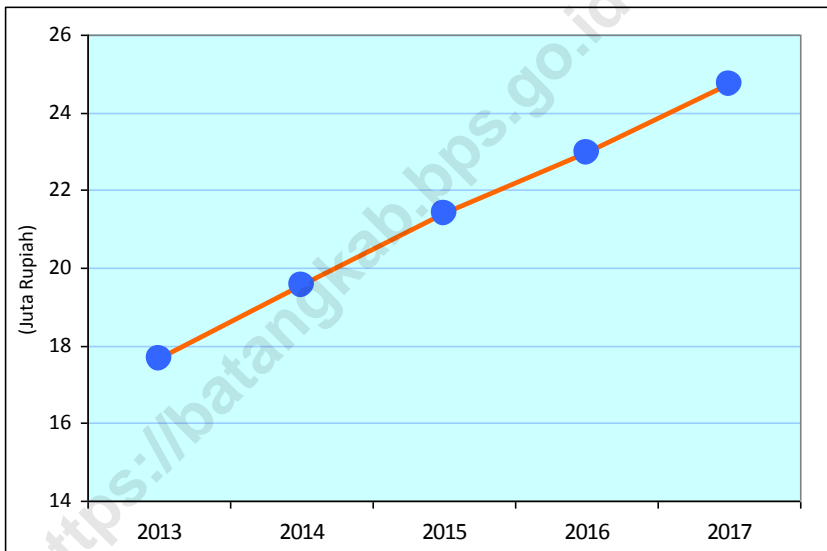
**Gambar 12.1** Pertumbuhan Ekonomi Atas Dasar Harga Konstan Menurut Lapangan Usaha di Kabupaten Batang (Persen), 2013–2017  
*Figures*  
*Economic Growth at Constant Prices by Industry in Batang Regency (Percent), 2013–2017*



Sumber : BPS Kabupaten Batang

Source : BPS-Statistics of Batang Regency

**Gambar 12.2** PDRB Per Kapita Atas Dasar Harga Berlaku Menurut Lapangan Usaha di Kabupaten Batang (Juta Rupiah), 2013–2017  
**Figures** Per Capita GRDP at Current Market Price by Industry in Batang Regency (Million Rupiah), 2013–2017



Sumber : BPS Kabupaten Batang  
Source : BPS-Statistics of Batang Regency

**Tabel 12.1 PDRB Atas Dasar Harga Berlaku Menurut Lapangan Usaha di Kabupaten Batang (Miliar Rupiah), 2015–2017**  
**GRDP at Current Market Prices by Industry in Batang Regency (Billion Rupiah), 2015–2017**

|         | Lapangan Usaha<br><i>Industry</i>                                       | 2015             | 2016 <sup>x</sup> | 2017 <sup>xx</sup> |
|---------|---|------------------|-------------------|--------------------|
|         | (1)   | (3)              | (4)               | (5)                |
| A       | Pertanian, Kehutanan dan Perikanan                                      | 3 809,62         | 3 953,95          | 3 967,16           |
| B       | Pertambangan dan Penggalian   | 399,55           | 453,25            | 561,78             |
| C       | Industri Pengolahan   | 5 310,07         | 5 802,55          | 6 424,15           |
| D       | Pengadaan Listrik dan Gas   | 9,05             | 10,61             | 12,05              |
| E       | Pengadaan Air, Pengelolaan Sampah dan Limbah                            | 14,75            | 16,78             | 18,69              |
| F       | Konstruksi  | 770,89           | 843,93            | 989,85             |
| G       | Perdagangan Besar dan Eceran; Reparasi Mobil dan Sepeda Motor           | 2 038,53         | 2 231,14          | 2 452,31           |
| H       | Transportasi dan Pergudangan  | 376,65           | 397,55            | 446,43             |
| I       | Penyediaan Akomodasi dan Makan Minum                                    | 590,41           | 663,36            | 715,95             |
| J       | Informasi dan Komunikasi  | 369,20           | 401,96            | 458,34             |
| K       | Jasa Keuangan dan Asuransi  | 275,23           | 304,44            | 329,24             |
| L       | Real Estate   | 165,62           | 179,99            | 197,29             |
| M,N     | Jasa Perusahaan   | 56,98            | 62,67             | 69,93              |
| O       | Administrasi Pemerintahan, Pertahanan dan Jaminan Sosial wajib          | 421,37           | 439,05            | 464,79             |
| P       | Jasa Pendidikan   | 906,60           | 1 003,91          | 1 114,20           |
| Q       | Jasa Kesehatan dan Kegiatan Sosial                                      | 112,68           | 123,81            | 136,99             |
| R,S,T,U | Jasa Lainnya  | 281,31           | 311,89            | 340,42             |
|         | <b>Produk Domestik Regional Bruto<br/>Gross Regional Domestic Bruto</b> | <b>15 908,51</b> | <b>17 200,83</b>  | <b>18 699,57</b>   |

Sumber : BPS Kabupaten Batang

Source : BPS-Statistics of Batang Regency

**Tabel 12.2 PDRB Atas Dasar Harga Konstan Menurut Lapangan Usaha di Kabupaten Batang (Miliar Rupiah), 2015–2017**  
**GRDP at Constant Prices by Industry in Batang Regency (Billion Rupiah), 2015–2017**

|         | Lapangan Usaha<br><i>Industry</i>                                       | 2015             | 2016 <sup>x</sup> | 2017 <sup>xx</sup> |
|---------|---|------------------|-------------------|--------------------|
|         | (1)   | (3)              | (4)               | (5)                |
| A       | Pertanian, Kehutanan dan Perikanan                                      | 2 707,28         | 2 758,14          | 2 695,09           |
| B       | Pertambangan dan Penggalian   | 279,16           | 303,50            | 366,92             |
| C       | Industri Pengolahan   | 4 054,44         | 4 244,53          | 4 562,06           |
| D       | Pengadaan Listrik dan Gas   | 9,22             | 10,01             | 10,53              |
| E       | Pengadaan Air, Pengelolaan Sampah dan Limbah                            | 13,38            | 14,68             | 16,14              |
| F       | Konstruksi  | 599,78           | 644,09            | 731,64             |
| G       | Perdagangan Besar dan Eceran; Reparasi Mobil dan Sepeda Motor           | 1 733,36         | 1 840,47          | 1 948,18           |
| H       | Transportasi dan Pergudangan  | 339,28           | 357,20            | 373,77             |
| I       | Penyediaan Akomodasi dan Makan Minum                                    | 482,33           | 519,77            | 544,57             |
| J       | Informasi dan Komunikasi  | 415,05           | 451,41            | 492,59             |
| K       | Jasa Keuangan dan Asuransi/Real Estate                                  | 212,42           | 228,57            | 237,31             |
| L       | Real Estate   | 146,50           | 156,57            | 165,65             |
| M,N     | Jasa Perusahaan   | 45,66            | 48,71             | 51,74              |
| O       | Administrasi Pemerintahan, Pertahanan dan Jaminan Sosial wajib          | 317,27           | 319,80            | 323,21             |
| P       | Jasa Pendidikan   | 647,29           | 695,77            | 734,33             |
| Q       | Jasa Kesehatan dan Kegiatan Sosial                                      | 85,56            | 93,04             | 99,41              |
| R,S,T,U | Jasa Lainnya  | 240,26           | 256,42            | 274,12             |
|         | <b>Produk Domestik Regional Bruto<br/>Gross Regional Domestic Bruto</b> | <b>12 328,24</b> | <b>12 942,69</b>  | <b>13 627,28</b>   |

Sumber : BPS Kabupaten Batang  
 Source : BPS-Statistics of Batang Regency

**Tabel 12.3 Distribusi Persentase PDRB Atas Dasar Harga Berlaku Menurut Lapangan Usaha di Kabupaten Batang (Persen), 2015–2017**  
**Percentage Distribution of GRDP at Current Market Prices by Industry in Batang Regency (Percent), 2015–2017**

|         | Lapangan Usaha<br><i>Industry</i>                                   | 2015   | 2016 <sup>x</sup> | 2017 <sup>xx</sup> |
|---------|---|--------|-------------------|--------------------|
|         | (1)   | (3)    | (4)               | (5)                |
| A       | Pertanian, Kehutanan dan Perikanan                                  | 23,95  | 22,99             | 21,22              |
| B       | Pertambangan dan Penggalian   | 2,51   | 2,64              | 3,00               |
| C       | Industri Pengolahan   | 33,38  | 33,73             | 34,35              |
| D       | Pengadaan Listrik dan Gas   | 0,06   | 0,06              | 0,06               |
| E       | Pengadaan Air, Pengelolaan Sampah dan Limbah                        | 0,09   | 0,10              | 0,10               |
| F       | Konstruksi  | 4,85   | 4,91              | 5,29               |
| G       | Perdagangan Besar dan Eceran; Reparasi Mobil dan Sepeda Motor       | 12,81  | 12,97             | 13,11              |
| H       | Transportasi dan Pergudangan  | 2,37   | 2,31              | 2,39               |
| I       | Penyediaan Akomodasi dan Makan Minum                                | 3,71   | 3,86              | 3,83               |
| J       | Informasi dan Komunikasi  | 2,32   | 2,34              | 2,45               |
| K       | Jasa Keuangan dan Asuransi Real Estate                              | 1,73   | 1,77              | 1,76               |
| L       | Real Estate   | 1,04   | 1,05              | 1,06               |
| M,N     | Jasa Perusahaan   | 0,36   | 0,36              | 0,37               |
| O       | Administrasi Pemerintahan, Pertahanan dan Jaminan Sosial wajib      | 2,65   | 2,55              | 2,49               |
| P       | Jasa Pendidikan   | 5,70   | 5,84              | 5,96               |
| Q       | Jasa Kesehatan dan Kegiatan Sosial                                  | 0,71   | 0,72              | 0,73               |
| R,S,T,U | Jasa Lainnya  | 1,77   | 1,81              | 1,82               |
|         | Produk Domestik Regional Bruto <i>Gross Regional Domestic Bruto</i> | 100,00 | 100,00            | 100,00             |

Sumber : BPS Kabupaten Batang

Source : BPS-Statistics of Batang Regency

**Tabel 12.4** Pertumbuhan Ekonomi Atas Dasar Harga Konstan Menurut Lapangan Usaha di Kabupaten Batang (Persen), 2015–2017  
**Table** *Economic Growth at Constant Prices by Industry in Batang Regency (Percent), 2015–2017*

|         | Lapangan Usaha<br><i>Industry</i>                                      | 2015  | 2016 <sup>x</sup> | 2017 <sup>xx</sup> |
|---------|--|-------|-------------------|--------------------|
|         | (1)  | (3)   | (4)               | (5)                |
| A       | Pertanian, Kehutanan dan Perikanan                                     | 3,30  | 1,88              | -2,29              |
| B       | Pertambangan dan Penggalian  | 2,50  | 8,72              | 20,90              |
| C       | Industri Pengolahan  | 5,30  | 4,69              | 7,48               |
| D       | Pengadaan Listrik dan Gas  | 8,78  | 8,64              | 5,14               |
| E       | Pengadaan Air, Pengelolaan Sampah dan Limbah                           | 2,42  | 9,74              | 9,93               |
| F       | Konstruksi   | 7,86  | 7,39              | 13,59              |
| G       | Perdagangan Besar dan Eceran; Reparasi Mobil dan Sepeda Motor          | 4,57  | 6,18              | 5,85               |
| H       | Transportasi dan Pergudangan   | 7,65  | 5,28              | 4,64               |
| I       | Penyediaan Akomodasi dan Makan Minum                                   | 8,16  | 7,76              | 4,77               |
| J       | Informasi dan Komunikasi   | 15,64 | 8,76              | 9,12               |
| K       | Jasa Keuangan dan Asuransi   | 6,19  | 7,60              | 3,83               |
| L       | Real Estate  | 6,31  | 6,87              | 5,80               |
| M,N     | Jasa Perusahaan  | 6,72  | 6,67              | 6,22               |
| O       | Administrasi Pemerintahan, Pertahanan dan Jaminan Sosial wajib         | 7,25  | 0,80              | 1,07               |
| P       | Jasa Pendidikan  | 6,69  | 7,49              | 5,54               |
| Q       | Jasa Kesehatan dan Kegiatan Sosial                                     | 5,24  | 8,75              | 6,85               |
| R,S,T,U | Jasa Lainnya   | 4,10  | 6,72              | 6,90               |
|         | Produk Domestik Regional Bruto<br><i>Gross Regional Domestic Bruto</i> | 5,42  | 4,98              | 5,29               |

Sumber : BPS Kabupaten Batang

Source : BPS-Statistics of Batang Regency



**Tabel 12.5 PDRB Per Kapita Atas Dasar Harga Berlaku Menurut Lapangan Usaha di Kabupaten Batang (Juta Rupiah), 2015–2017**  
**Per Capita GRDP at Current Market Price by Industry in Batang Regency (Million Rupiah), 2015–2017**

|         | Lapangan Usaha<br><i>Industry</i>                                       | 2015         | 2016 <sup>x</sup> | 2017 <sup>xx</sup> |
|---------|---|--------------|-------------------|--------------------|
|         | (1)   | (3)          | (4)               | (5)                |
| A       | Pertanian, Kehutanan dan Perikanan                                      | 5,13         | 5,27              | 5,25               |
| B       | Pertambangan dan Penggalian   | 0,54         | 0,60              | 0,74               |
| C       | Industri Pengolahan   | 7,15         | 7,74              | 8,50               |
| D       | Pengadaan Listrik dan Gas   | 0,01         | 0,01              | 0,02               |
| E       | Pengadaan Air, Pengelolaan Sampah dan Limbah                            | 0,02         | 0,02              | 0,02               |
| F       | Konstruksi  | 1,04         | 1,13              | 1,31               |
| G       | Perdagangan Besar dan Eceran; Reparasi Mobil dan Sepeda Motor           | 2,74         | 2,98              | 3,24               |
| H       | Transportasi dan Pergudangan  | 0,51         | 0,53              | 0,59               |
| I       | Penyediaan Akomodasi dan Makan Minum                                    | 0,79         | 0,88              | 0,95               |
| J       | Informasi dan Komunikasi  | 0,50         | 0,54              | 0,61               |
| K       | Jasa Keuangan dan Asuransi Real Estate                                  | 0,37         | 0,41              | 0,44               |
| L       | Real Estate   | 0,22         | 0,24              | 0,26               |
| M,N     | Jasa Perusahaan   | 0,08         | 0,08              | 0,09               |
| O       | Administrasi Pemerintahan, Pertahanan dan Jaminan Sosial wajib          | 0,57         | 0,59              | 0,61               |
| P       | Jasa Pendidikan   | 1,22         | 1,34              | 1,47               |
| Q       | Jasa Kesehatan dan Kegiatan Sosial                                      | 0,15         | 0,17              | 0,18               |
| R,S,T,U | Jasa Lainnya  | 0,38         | 0,42              | 0,45               |
|         | <b>Produk Domestik Regional Bruto<br/>Gross Regional Domestic Bruto</b> | <b>21,41</b> | <b>22,94</b>      | <b>24,73</b>       |

Sumber : BPS Kabupaten Batang

Source : BPS-Statistics of Batang Regency



# PERBANDINGAN ANTAR KABUPATEN/KOTA

## BAB 13

INDEKS PEMBANGUNAN MANUSIA  
KABUPATEN BATANG 2017

# 67,35

Naik 0,97 Poin dari tahun 2016



1. Kota Semarang
2. Kota Salatiga
3. Kota Surakarta





**Tabel 13.1 Luas Wilayah dan Kepadatan Penduduk Menurut Kabupaten/Kota di Provinsi Jawa Tengah, 2017**  
**Total Area and Population Density by Regency/Municipality in Jawa Tengah Province, 2017**

| Kabupaten/Kota<br>Regency/Municipality | Luas<br>Total Area<br>(Km <sup>2</sup> ) | Persentase<br>Percentage | Penduduk<br>Population | Kepadatan<br>Density |
|--|--|--------------------------|------------------------|----------------------|
| (1)                                    | (2)                                      | (3)                      | (4)                    | (5)                  |
| 1 Cilacap                              | 2 138,51                                 | 6,57                     | 1 711 627              | 800                  |
| 2 Banyumas                             | 1 327,59                                 | 4,08                     | 1 665 025              | 1 254                |
| 3 Purbalingga                          | 777,65                                   | 2,39                     | 916 427                | 1 178                |
| 4 Banjarnegara                         | 1 069,74                                 | 3,29                     | 912 917                | 853                  |
| 5 Kebumen                              | 1 282,74                                 | 3,94                     | 1 192 007              | 929                  |
| 6 Purworejo                            | 1 034,82                                 | 3,18                     | 714 574                | 691                  |
| 7 Wonosobo                             | 984,68                                   | 3,03                     | 784 207                | 796                  |
| 8 Magelang                             | 1 085,73                                 | 3,34                     | 1 268 396              | 1 168                |
| 9 Boyolali                             | 1 015,07                                 | 3,12                     | 974 579                | 960                  |
| 10 Klaten                              | 655,56                                   | 2,01                     | 1 167 401              | 1 781                |
| 11 Sukoharjo                           | 466,66                                   | 1,43                     | 878 374                | 1 882                |
| 12 Wonogiri                            | 1 822,37                                 | 5,60                     | 954 706                | 524                  |
| 13 Karanganyar                         | 772,20                                   | 2,37                     | 871 596                | 1 129                |
| 14 Sragen                              | 946,49                                   | 2,91                     | 885 122                | 935                  |
| 15 Grobogan                            | 1 975,85                                 | 6,07                     | 1 365 207              | 691                  |
| 16 Blora                               | 1 794,40                                 | 5,51                     | 858 865                | 479                  |
| 17 Rembang                             | 1 014,10                                 | 3,12                     | 628 922                | 620                  |
| 18 Pati                                | 1 491,20                                 | 4,58                     | 1 246 691              | 836                  |
| 19 Kudus                               | 425,17                                   | 1,31                     | 851 478                | 2 003                |
| 20 Jepara                              | 1 004,16                                 | 3,09                     | 1 223 198              | 1 218                |
| 21 Demak                               | 897,43                                   | 2,76                     | 1 140 675              | 1 271                |
| 22 Semarang                            | 946,86                                   | 2,91                     | 1 027 489              | 1 085                |
| 23 Temanggung                          | 870,23                                   | 2,67                     | 759 128                | 872                  |
| 24 Kendal                              | 1 002,27                                 | 3,08                     | 957 024                | 955                  |
| <b>25 Batang</b>                       | <b>788,95</b>                            | <b>2,42</b>              | <b>756 079</b>         | <b>958</b>           |
| 26 Pekalongan                          | 836,13                                   | 2,57                     | 886 197                | 1 060                |
| 27 Pemalang                            | 1 011,90                                 | 3,11                     | 1 296 281              | 1 281                |
| 28 Tegal                               | 879,70                                   | 2,70                     | 1 433 515              | 1 630                |
| 29 Brebes                              | 1 657,73                                 | 5,09                     | 1 796 004              | 1 083                |
| 30 Magelang                            | 18,12                                    | 0,06                     | 121 474                | 6 704                |
| 31 Surakarta                           | 44,03                                    | 0,14                     | 516 102                | 11 722               |
| 32 Salatiga                            | 52,96                                    | 0,16                     | 188 928                | 3 567                |
| 33 Semarang                            | 373,67                                   | 1,15                     | 1 757 686              | 4 704                |
| 34 Pekalongan                          | 44,96                                    | 0,14                     | 301 870                | 6 714                |
| 35 Tegal                               | 34,49                                    | 0,11                     | 248 094                | 7 193                |
| <b>Jawa Tengah</b>                     | <b>32 544,12</b>                         | <b>100,00</b>            | <b>34 257 865</b>      | <b>1 053</b>         |

Sumber : Proyeksi Penduduk Berdasarkan Hasil SP 2010

Source : Population Projection Based on Population Census 2010

REGENCY/MUNICIPAL COMPARISON

**Tabel 13.2 Jumlah Penduduk Menurut Kabupaten/Kota di Provinsi Jawa Tengah (ribu), 2013–2017**  
**Table** *Population by Regency/Municipality in Jawa Tengah Province (thousand), 2013–2017*

| Kabupaten/Kota<br>Regency/Municipality | 2013             | 2014             | 2015             | 2016             | 2017             |
|--|------------------|------------------|------------------|------------------|------------------|
| (1)                                    | (2)              | (3)              | (4)              | (5)              | (6)              |
| 1 Cilacap                              | 1 676,10         | 1 685,63         | 1 694,73         | 1 703,39         | 1 711,63         |
| 2 Banyumas                             | 1 605,59         | 1 620,77         | 1 635,91         | 1 650,63         | 1 665,03         |
| 3 Purbalingga                          | 879,88           | 889,17           | 898,38           | 907,51           | 916,43           |
| 4 Banjarnegara                         | 889,89           | 896,04           | 901,83           | 907,41           | 912,92           |
| 5 Kebumen                              | 1 176,62         | 1 180,89         | 1 184,88         | 1 188,60         | 1 192,01         |
| 6 Purworejo                            | 705,53           | 708,01           | 710,39           | 712,69           | 714,57           |
| 7 Wonosobo                             | 769,40           | 773,39           | 777,12           | 780,79           | 784,21           |
| 8 Magelang                             | 1 221,67         | 1 233,70         | 1 245,50         | 1 257,12         | 1 268,40         |
| 9 Boyolali                             | 951,81           | 957,91           | 963,69           | 969,33           | 974,58           |
| 10 Klaten                              | 1 149,00         | 1 154,03         | 1 158,80         | 1 163,22         | 1 167,40         |
| 11 Sukoharjo                           | 849,39           | 856,86           | 864,21           | 871,40           | 878,37           |
| 12 Wonogiri                            | 942,43           | 945,68           | 949,02           | 951,98           | 954,71           |
| 13 Karanganyar                         | 840,20           | 848,33           | 856,20           | 864,02           | 871,60           |
| 14 Sragen                              | 871,99           | 875,62           | 879,03           | 882,09           | 885,12           |
| 15 Grobogan                            | 1 336,32         | 1 343,99         | 1 351,43         | 1 358,40         | 1 365,21         |
| 16 Blora                               | 844,33           | 848,39           | 852,11           | 855,57           | 858,87           |
| 17 Rembang                             | 608,89           | 614,07           | 619,17           | 624,10           | 628,92           |
| 18 Pati                                | 1 217,93         | 1 225,60         | 1 232,89         | 1 239,99         | 1 246,69         |
| 19 Kudus                               | 810,89           | 821,11           | 831,30           | 841,50           | 851,48           |
| 20 Jepara                              | 1 153,32         | 1 170,79         | 1 188,29         | 1 205,80         | 1 223,20         |
| 21 Demak                               | 1 094,50         | 1 106,21         | 1 117,91         | 1 129,30         | 1 140,68         |
| 22 Semarang                            | 974,12           | 987,60           | 1 000,89         | 1 014,20         | 1 027,49         |
| 23 Temanggung                          | 731,93           | 738,88           | 745,83           | 752,49           | 759,13           |
| 24 Kendal                              | 926,79           | 934,63           | 942,28           | 949,68           | 957,02           |
| <b>25 Batang</b>                       | <b>729,59</b>    | <b>736,50</b>    | <b>743,09</b>    | <b>749,72</b>    | <b>756,08</b>    |
| 26 Pekalongan                          | 861,13           | 867,70           | 873,99           | 880,09           | 886,20           |
| 27 Pemasang                            | 1 279,58         | 1 284,17         | 1 288,58         | 1 292,61         | 1 296,28         |
| 28 Tegal                               | 1 414,98         | 1 420,11         | 1 424,89         | 1 429,39         | 1 433,52         |
| 29 Brebes                              | 1 764,98         | 1 773,37         | 1 781,38         | 1 788,88         | 1 796,00         |
| 30 Magelang                            | 119,88           | 120,44           | 120,79           | 121,11           | 121,47           |
| 31 Surakarta                           | 507,80           | 510,11           | 512,23           | 514,17           | 516,10           |
| 32 Salatiga                            | 178,72           | 181,30           | 183,82           | 186,42           | 188,93           |
| 33 Semarang                            | 1 644,37         | 1 672,99         | 1 701,11         | 1 729,08         | 1 757,69         |
| 34 Pekalongan                          | 290,90           | 293,72           | 296,40           | 299,22           | 301,87           |
| 35 Tegal                               | 243,90           | 244,98           | 246,12           | 247,21           | 248,09           |
| <b>Jawa Tengah</b>                     | <b>33 264,34</b> | <b>33 522,66</b> | <b>33 774,14</b> | <b>34 019,10</b> | <b>34 257,87</b> |

Sumber : Proyeksi Penduduk Berdasarkan Hasil SP 2010

Source : Population Projection Based on Population Census 2010

**Tabel 13.3 Produk Domestik Regional Bruto Atas Dasar Harga Berlaku Menurut Kabupaten/Kota di Provinsi Jawa Tengah (miliar rupiah), 2014–2017**  
**Table Gross Regional Domestic Product at Current Market Prices by Regency/Municipality in Jawa Tengah Province (billion rupiahs), 2014–2017**

| Kabupaten/Kota<br>Regency/Municipality | 2014             | 2015             | 2016x            | 2017xx           |
|--|------------------|------------------|------------------|------------------|
| (1)                                    | (2)              | (3)              | (4)              | (5)              |
| 1 Cilacap                              | 92 025,90        | 98 876,59        | 98 896,29        | 105 670,49       |
| 2 Banyumas                             | 34 923,37        | 38 798,79        | 42 016,94        | 45 585,98        |
| 3 Purbalingga                          | 16 630,45        | 18 426,16        | 19 965,12        | 21 466,86        |
| 4 Banjarnegara                         | 14 342,96        | 15 914,81        | 17 235,17        | 18 959,76        |
| 5 Kebumen                              | 18 645,42        | 20 779,29        | 22 315,25        | 23 968,32        |
| 6 Purworejo                            | 12 660,42        | 13 865,64        | 14 966,27        | 16 105,13        |
| 7 Wonosobo                             | 13 001,09        | 14 136,66        | 15 348,50        | 16 285,24        |
| 8 Magelang                             | 21 923,41        | 24 148,64        | 26 108,95        | 28 045,17        |
| 9 Boyolali                             | 21 117,42        | 23 567,82        | 25 931,74        | 28 500,25        |
| 10 Klaten                              | 26 270,89        | 28 988,78        | 31 557,69        | 34 190,86        |
| 11 Sukoharjo                           | 24 407,49        | 26 700,72        | 29 119,61        | 31 715,41        |
| 12 Wonogiri                            | 19 668,24        | 21 585,48        | 23 296,88        | 25 101,23        |
| 13 Karanganyar                         | 24 635,06        | 26 904,05        | 29 322,29        | 31 780,40        |
| 14 Sragen                              | 24 569,01        | 27 315,12        | 29 626,14        | 32 263,06        |
| 15 Grobogan                            | 18 181,84        | 20 182,09        | 21 737,32        | 23 564,12        |
| 16 Blora                               | 15 101,98        | 16 368,35        | 19 993,67        | 21 797,10        |
| 17 Rembang                             | 12 821,72        | 13 897,82        | 14 867,08        | 16 214,03        |
| 18 Pati                                | 28 504,86        | 31 263,15        | 33 830,86        | 36 602,31        |
| 19 Kudus                               | 78 810,08        | 84 126,63        | 89 931,93        | 97 514,79        |
| 20 Jepara                              | 20 067,29        | 22 096,35        | 23 929,62        | 25 865,32        |
| 21 Demak                               | 17 381,40        | 19 333,99        | 20 856,88        | 22 592,87        |
| 22 Semarang                            | 33 160,76        | 36 378,52        | 39 753,76        | 42 981,65        |
| 23 Temanggung                          | 14 592,45        | 16 139,71        | 17 564,47        | 18 833,17        |
| 24 Kendal                              | 28 194,36        | 30 951,64        | 33 795,54        | 36 441,88        |
| <b>25 Batang</b>                       | <b>14 408,44</b> | <b>15 908,51</b> | <b>17 200,83</b> | <b>18 699,57</b> |
| 26 Pekalongan                          | 15 268,43        | 16 803,66        | 18 216,70        | 19 763,36        |
| 27 Pemasang                            | 16 751,92        | 18 491,39        | 20 036,52        | 21 823,95        |
| 28 Tegal                               | 23 108,65        | 25 608,64        | 28 025,64        | 30 383,81        |
| 29 Brebes                              | 30 899,92        | 34 444,08        | 37 394,54        | 40 083,96        |
| 30 Magelang                            | 5 926,22         | 6 480,58         | 7 015,38         | 7 638,61         |
| 31 Surakarta                           | 32 062,45        | 34 970,37        | 37 791,27        | 41 066,14        |
| 32 Salatiga                            | 8 870,87         | 9 714,87         | 10 539,85        | 11 438,58        |
| 33 Semarang                            | 122 109,87       | 134 205,84       | 146 674,66       | 161 245,91       |
| 34 Pekalongan                          | 7 092,78         | 7 778,27         | 8 507,54         | 9 287,96         |
| 35 Tegal                               | 10 060,19        | 10 979,95        | 11 918,48        | 13 008,17        |

Sumber : BPS Provinsi Jawa Tengah

Source : BPS-Statistics of Jawa Tengah Province

REGENCY/MUNICIPAL COMPARISON

**Tabel 13.4 Produk Domestik Regional Bruto Atas Dasar Harga Konstan Menurut Kabupaten/Kota di Provinsi Jawa Tengah (milliard rupiah), 2014–2017**  
**Table Gross Regional Domestic Product at Constant Market Prices by Regency/Municipality in Jawa Tengah Province (billion rupiahs), 2014–2017**

| Kabupaten/Kota<br>Regency/Municipality | 2014             | 2015             | 2016x            | 2017xx           |
|--|------------------|------------------|------------------|------------------|
| (1)                                    | (2)              | (3)              | (4)              | (5)              |
| 1 Cilacap                              | 83 391,50        | 88 357,61        | 92 830,36        | 95 103,85        |
| 2 Banyumas                             | 29 367,69        | 31 164,88        | 33 051,05        | 35 147,31        |
| 3 Purbalingga                          | 13 397,71        | 14 130,61        | 14 806,55        | 15 564,28        |
| 4 Banjarnegara                         | 11 629,85        | 12 266,05        | 12 929,66        | 13 630,39        |
| 5 Kebumen                              | 15 163,09        | 16 115,55        | 16 916,22        | 17 743,92        |
| 6 Purworejo                            | 10 312,94        | 10 862,65        | 11 418,36        | 12 005,10        |
| 7 Wonosobo                             | 10 828,17        | 11 334,08        | 11 916,00        | 12 292,80        |
| 8 Magelang                             | 17 936,29        | 18 864,65        | 19 876,74        | 20 882,80        |
| 9 Boyolali                             | 17 148,35        | 18 170,38        | 19 132,56        | 20 188,70        |
| 10 Klaten                              | 21 424,52        | 22 558,98        | 23 717,93        | 24 920,30        |
| 11 Sukoharjo                           | 20 449,01        | 21 612,08        | 22 845,98        | 24 152,94        |
| 12 Wonogiri                            | 16 107,80        | 16 977,20        | 17 865,35        | 18 788,40        |
| 13 Karanganyar                         | 20 262,44        | 21 286,29        | 22 428,79        | 23 665,95        |
| 14 Sragen                              | 20 169,82        | 21 390,87        | 22 618,32        | 23 933,25        |
| 15 Grobogan                            | 15 064,46        | 15 962,62        | 16 674,63        | 17 617,25        |
| 16 Blora                               | 12 227,20        | 12 882,59        | 15 913,43        | 16 843,36        |
| 17 Rembang                             | 10 284,27        | 10 850,27        | 11 418,01        | 12 123,47        |
| 18 Pati                                | 23 365,21        | 24 770,33        | 26 121,96        | 27 532,17        |
| 19 Kudus                               | 62 600,68        | 65 029,94        | 66 669,09        | 68 649,05        |
| 20 Jepara                              | 16 374,72        | 17 210,37        | 18 074,13        | 19 001,04        |
| 21 Demak                               | 14 078,42        | 14 913,00        | 15 666,35        | 16 537,58        |
| 22 Semarang                            | 27 264,11        | 28 768,33        | 30 283,03        | 31 939,25        |
| 23 Temanggung                          | 11 867,68        | 12 489,39        | 13 110,75        | 13 724,46        |
| 24 Kendal                              | 23 536,83        | 24 762,33        | 26 131,14        | 27 586,10        |
| <b>25 Batang</b>                       | <b>11 693,90</b> | <b>12 328,24</b> | <b>12 942,69</b> | <b>13 627,28</b> |
| 26 Pekalongan                          | 12 630,37        | 13 234,56        | 13 917,70        | 14 652,18        |
| 27 Pemasang                            | 13 898,67        | 14 673,70        | 15 463,80        | 16 297,65        |
| 28 Tegal                               | 18 958,84        | 19 999,48        | 21 182,92        | 22 322,10        |
| 29 Brebes                              | 25 074,17        | 26 572,83        | 27 921,99        | 29 450,23        |
| 30 Magelang                            | 4 992,11         | 5 247,34         | 5 518,68         | 5 804,31         |
| 31 Surakarta                           | 26 984,36        | 28 453,49        | 29 966,37        | 31 562,98        |
| 32 Salatiga                            | 7 378,04         | 7 759,18         | 8 163,94         | 8 589,01         |
| 33 Semarang                            | 103 109,87       | 109 110,69       | 115 485,43       | 122 000,44       |
| 34 Pekalongan                          | 5 755,28         | 6 043,10         | 6 367,27         | 6 706,28         |
| 35 Tegal                               | 8 491,33         | 8 953,88         | 9 440,53         | 9 955,59         |

Sumber : BPS Provinsi Jawa Tengah

Source : BPS-Statistics of Jawa Tengah Province



**Tabel 13.5 Laju Pertumbuhan Produk Domestik Regional Bruto Atas Dasar Harga Konstan 2010 Menurut Kabupaten/Kota di Provinsi Jawa Tengah (persen), 2014–2017**  
***Growth Rate of Gross Regional Domestic Product at 2010 Constant Market Prices by Regency/Municipality in Jawa Tengah Province (percent), 2014–2017***

| Kabupaten/Kota<br>Regency/Municipality | 2014        | 2015        | 2016x       | 2017xx      |
|--|-------------|-------------|-------------|-------------|
| (1)                                    | (2)         | (3)         | (4)         | (5)         |
| 1 Cilacap                              | 2,92        | 5,96        | 5,06        | 2,45        |
| 2 Banyumas                             | 5,67        | 6,12        | 6,05        | 6,34        |
| 3 Purbalingga                          | 4,85        | 5,47        | 4,78        | 5,12        |
| 4 Banjarnegara                         | 5,31        | 5,47        | 5,41        | 5,42        |
| 5 Kebumen                              | 5,79        | 6,28        | 4,97        | 4,89        |
| 6 Purworejo                            | 4,48        | 5,33        | 5,12        | 5,14        |
| 7 Wonosobo                             | 4,78        | 4,67        | 5,13        | 3,16        |
| 8 Magelang                             | 5,38        | 5,18        | 5,37        | 5,06        |
| 9 Boyolali                             | 5,42        | 5,96        | 5,30        | 5,52        |
| 10 Klaten                              | 5,84        | 5,30        | 5,14        | 5,07        |
| 11 Sukoharjo                           | 5,40        | 5,69        | 5,71        | 5,72        |
| 12 Wonogiri                            | 5,26        | 5,40        | 5,23        | 5,17        |
| 13 Karanganyar                         | 5,22        | 5,05        | 5,37        | 5,52        |
| 14 Sragen                              | 5,59        | 6,05        | 5,74        | 5,81        |
| 15 Grobogan                            | 4,07        | 5,96        | 4,46        | 5,65        |
| 16 Blora                               | 4,39        | 5,36        | 23,53       | 5,84        |
| 17 Rembang                             | 5,15        | 5,50        | 5,23        | 6,18        |
| 18 Pati                                | 4,64        | 6,01        | 5,46        | 5,40        |
| 19 Kudus                               | 4,43        | 3,88        | 2,52        | 2,97        |
| 20 Jepara                              | 4,81        | 5,10        | 5,02        | 5,13        |
| 21 Demak                               | 4,29        | 5,93        | 5,05        | 5,56        |
| 22 Semarang                            | 5,85        | 5,52        | 5,27        | 5,47        |
| 23 Temanggung                          | 5,03        | 5,24        | 4,98        | 4,68        |
| 24 Kendal                              | 5,14        | 5,21        | 5,53        | 5,57        |
| <b>25 Batang</b>                       | <b>5,31</b> | <b>5,42</b> | <b>4,98</b> | <b>5,29</b> |
| 26 Pekalongan                          | 4,95        | 4,78        | 5,16        | 5,28        |
| 27 Pemalang                            | 5,52        | 5,58        | 5,38        | 5,39        |
| 28 Tegal                               | 5,03        | 5,49        | 5,92        | 5,38        |
| 29 Brebes                              | 5,30        | 5,98        | 5,08        | 5,47        |
| 30 Magelang                            | 4,98        | 5,11        | 5,17        | 5,18        |
| 31 Surakarta                           | 5,28        | 5,44        | 5,32        | 5,33        |
| 32 Salatiga                            | 5,57        | 5,17        | 5,22        | 5,21        |
| 33 Semarang                            | 6,31        | 5,82        | 5,84        | 5,64        |
| 34 Pekalongan                          | 5,48        | 5,00        | 5,36        | 5,32        |
| 35 Tegal                               | 5,04        | 5,45        | 5,44        | 5,46        |

Sumber : BPS Provinsi Jawa Tengah

Source : BPS-Statistics of Jawa Tengah Province

REGENCY/MUNICIPAL COMPARISON

**Tabel 13.6 Jumlah Penduduk Miskin Menurut Kabupaten/Kota di Provinsi Jawa Tengah (ribu), 2013–2017**  
**Number of Poor People by Regency/Municipality in Jawa Tengah Province (thousand), 2013–2017**

| Kabupaten/Kota<br>Regency/Municipality | 2013            | 2014            | 2015            | 2016            | 2017            |
|--|-----------------|-----------------|-----------------|-----------------|-----------------|
| (1)                                    | (2)             | (3)             | (4)             | (5)             | (6)             |
| 1 Cilacap                              | 255,70          | 239,80          | 243,50          | 240,20          | 238,30          |
| 2 Banyumas                             | 296,80          | 283,50          | 285,90          | 283,90          | 283,20          |
| 3 Purbalingga                          | 181,10          | 176,00          | 176,50          | 171,80          | 171,90          |
| 4 Banjarnegara                         | 166,80          | 159,50          | 165,40          | 158,20          | 156,80          |
| 5 Kebumen                              | 251,10          | 242,30          | 241,90          | 235,90          | 233,40          |
| 6 Purworejo                            | 109,00          | 102,10          | 101,30          | 99,10           | 98,60           |
| 7 Wonosobo                             | 170,10          | 165,80          | 166,40          | 160,10          | 159,20          |
| 8 Magelang                             | 171,00          | 160,50          | 162,40          | 158,90          | 157,20          |
| 9 Boyolali                             | 126,50          | 118,60          | 120,00          | 117,00          | 116,40          |
| 10 Klaten                              | 179,50          | 168,20          | 172,30          | 168,00          | 165,00          |
| 11 Sukoharjo                           | 84,10           | 78,90           | 79,90           | 78,90           | 76,70           |
| 12 Wonogiri                            | 132,20          | 123,80          | 123,00          | 124,80          | 123,00          |
| 13 Karanganyar                         | 114,40          | 107,30          | 106,40          | 107,70          | 106,80          |
| 14 Sragen                              | 139,00          | 130,30          | 130,40          | 126,80          | 124,00          |
| 15 Grobogan                            | 199,00          | 186,50          | 184,50          | 184,10          | 181,00          |
| 16 Blora                               | 123,80          | 116,00          | 115,10          | 113,90          | 111,90          |
| 17 Rembang                             | 128,00          | 120,00          | 119,10          | 115,50          | 115,20          |
| 18 Pati                                | 157,90          | 148,10          | 147,10          | 144,20          | 141,70          |
| 19 Kudus                               | 70,10           | 65,80           | 64,10           | 64,20           | 64,40           |
| 20 Jepara                              | 106,90          | 100,50          | 100,60          | 100,30          | 99,00           |
| 21 Demak                               | 172,50          | 162,00          | 160,90          | 158,80          | 152,60          |
| 22 Semarang                            | 83,20           | 79,80           | 81,30           | 80,70           | 79,70           |
| 23 Temanggung                          | 91,10           | 85,50           | 87,50           | 87,10           | 86,80           |
| 24 Kendal                              | 117,70          | 110,50          | 109,30          | 107,80          | 106,10          |
| <b>25 Batang</b>                       | <b>87,50</b>    | <b>82,10</b>    | <b>83,50</b>    | <b>82,60</b>    | <b>81,50</b>    |
| 26 Pekalongan                          | 116,50          | 109,30          | 112,10          | 113,30          | 111,60          |
| 27 Pemalang                            | 246,80          | 237,00          | 235,50          | 227,10          | 225,00          |
| 28 Tegal                               | 149,80          | 140,30          | 143,50          | 144,20          | 141,80          |
| 29 Brebes                              | 367,90          | 355,10          | 352,00          | 348,00          | 343,50          |
| 30 Magelang                            | 11,80           | 11,00           | 10,90           | 10,60           | 10,60           |
| 31 Surakarta                           | 59,70           | 55,90           | 55,70           | 55,90           | 54,90           |
| 32 Salatiga                            | 11,50           | 10,80           | 10,60           | 9,70            | 9,60            |
| 33 Semarang                            | 86,70           | 84,70           | 84,30           | 83,60           | 80,90           |
| 34 Pekalongan                          | 24,10           | 23,60           | 24,10           | 23,70           | 22,50           |
| 35 Tegal                               | 21,60           | 20,90           | 20,30           | 20,30           | 20,10           |
| <b>Jawa Tengah</b>                     | <b>4 811,30</b> | <b>4 561,80</b> | <b>4 577,00</b> | <b>4 506,90</b> | <b>4 450,90</b> |

Sumber : Survei Sosial Ekonomi Nasional  
 Source : National Social Economic Survey

**Tabel 13.7 Persentase Penduduk Miskin Menurut Kabupaten/Kota di Provinsi Jawa Tengah, 2013–2017**  
**Table Percentage of Poor People by Regency/Municipality in Jawa Tengah Province, 2013–2017**

| Kabupaten/Kota<br>Regency/Municipality |               | 2013         | 2014         | 2015         | 2016         | 2017         |
|--|---------------|--------------|--------------|--------------|--------------|--------------|
| (1)                                    |               | (2)          | (3)          | (4)          | (5)          | (6)          |
| 1                                      | Cilacap       | 15,24        | 14,21        | 14,39        | 14,12        | 13,94        |
| 2                                      | Banyumas      | 18,44        | 17,45        | 17,52        | 17,23        | 17,05        |
| 3                                      | Purbalingga   | 20,53        | 19,75        | 19,70        | 18,98        | 18,80        |
| 4                                      | Banjarnegara  | 18,71        | 17,77        | 18,37        | 17,46        | 17,21        |
| 5                                      | Kebumen       | 21,32        | 20,50        | 20,44        | 19,86        | 19,60        |
| 6                                      | Purworejo     | 15,44        | 14,41        | 14,27        | 13,91        | 13,81        |
| 7                                      | Wonosobo      | 22,08        | 21,42        | 21,45        | 20,53        | 20,32        |
| 8                                      | Magelang      | 13,96        | 12,98        | 13,07        | 12,67        | 12,42        |
| 9                                      | Boyolali      | 13,27        | 12,36        | 12,45        | 12,09        | 11,96        |
| 10                                     | Klaten        | 15,60        | 14,56        | 14,89        | 14,46        | 14,15        |
| 11                                     | Sukoharjo     | 9,87         | 9,18         | 9,26         | 9,07         | 8,75         |
| 12                                     | Wonogiri      | 14,02        | 13,09        | 12,98        | 13,12        | 12,90        |
| 13                                     | Karanganyar   | 13,58        | 12,62        | 12,46        | 12,49        | 12,28        |
| 14                                     | Sragen        | 15,93        | 14,87        | 14,86        | 14,38        | 14,02        |
| 15                                     | Grobogan      | 14,87        | 13,86        | 13,68        | 13,57        | 13,27        |
| 16                                     | Blora         | 14,64        | 13,66        | 13,52        | 13,33        | 13,04        |
| 17                                     | Rembang       | 20,97        | 19,50        | 19,28        | 18,54        | 18,35        |
| 18                                     | Pati          | 12,94        | 12,06        | 11,95        | 11,65        | 11,38        |
| 19                                     | Kudus         | 8,62         | 7,99         | 7,73         | 7,65         | 7,59         |
| 20                                     | Jepara        | 9,23         | 8,55         | 8,50         | 8,35         | 8,12         |
| 21                                     | Demak         | 15,72        | 14,60        | 14,44        | 14,10        | 13,41        |
| 22                                     | Semarang      | 8,51         | 8,05         | 8,15         | 7,99         | 7,78         |
| 23                                     | Temanggung    | 12,42        | 11,55        | 11,76        | 11,60        | 11,46        |
| 24                                     | Kendal        | 12,68        | 11,80        | 11,62        | 11,37        | 11,10        |
| 25                                     | <b>Batang</b> | <b>11,96</b> | <b>11,13</b> | <b>11,27</b> | <b>11,04</b> | <b>10,80</b> |
| 26                                     | Pekalongan    | 13,51        | 12,57        | 12,84        | 12,90        | 12,61        |
| 27                                     | Pemalang      | 19,27        | 18,44        | 18,30        | 17,58        | 17,37        |
| 28                                     | Tegal         | 10,58        | 9,87         | 10,09        | 10,10        | 9,90         |
| 29                                     | Brebes        | 20,82        | 20,00        | 19,79        | 19,47        | 19,14        |
| 30                                     | Magelang      | 9,80         | 9,14         | 9,05         | 8,79         | 8,75         |
| 31                                     | Surakarta     | 11,74        | 10,95        | 10,89        | 10,88        | 10,65        |
| 32                                     | Salatiga      | 6,40         | 5,93         | 5,80         | 5,24         | 5,07         |
| 33                                     | Semarang      | 5,25         | 5,04         | 4,97         | 4,85         | 4,62         |
| 34                                     | Pekalongan    | 8,26         | 8,02         | 8,09         | 7,92         | 7,47         |
| 35                                     | Tegal         | 8,84         | 8,54         | 8,26         | 8,20         | 8,11         |
| <b>Jawa Tengah</b>                     |               | <b>14,44</b> | <b>13,58</b> | <b>13,58</b> | <b>13,27</b> | <b>13,01</b> |

Sumber : Survei Sosial Ekonomi Nasional  
 Source : National Social Economic Survey

REGENCY/MUNICIPAL COMPARISON

**Tabel 13.8 Indeks Pembangunan Manusia Menurut Kabupaten/Kota di Provinsi Jawa Tengah, 2013–2017**  
**Human Development Index by Regency/Municipality in Jawa Tengah Province, 2013–2017**

| Kabupaten/Kota<br>Regency/Municipality | 2013         | 2014         | 2015         | 2016         | 2017         |
|--|--------------|--------------|--------------|--------------|--------------|
| (1)                                    | (2)          | (3)          | (4)          | (5)          | (6)          |
| 1 Cilacap                              | 66,80        | 67,25        | 67,77        | 68,60        | 68,90        |
| 2 Banyumas                             | 68,55        | 69,25        | 69,89        | 70,49        | 70,75        |
| 3 Purbalingga                          | 65,53        | 66,23        | 67,03        | 67,48        | 67,72        |
| 4 Banjarnegara                         | 62,84        | 63,15        | 64,73        | 65,52        | 65,86        |
| 5 Kebumen                              | 64,86        | 65,67        | 66,87        | 67,41        | 68,29        |
| 6 Purworejo                            | 69,77        | 70,12        | 70,37        | 70,66        | 71,31        |
| 7 Wonosobo                             | 64,57        | 65,20        | 65,70        | 66,19        | 66,89        |
| 8 Magelang                             | 65,86        | 66,35        | 67,13        | 67,85        | 68,39        |
| 9 Boyolali                             | 69,81        | 70,34        | 71,74        | 72,18        | 72,64        |
| 10 Klaten                              | 72,42        | 73,19        | 73,81        | 73,97        | 74,25        |
| 11 Sukoharjo                           | 73,22        | 73,76        | 74,53        | 75,06        | 75,56        |
| 12 Wonogiri                            | 66,40        | 66,77        | 67,76        | 68,23        | 68,66        |
| 13 Karanganyar                         | 73,33        | 73,89        | 74,26        | 74,90        | 75,22        |
| 14 Sragen                              | 69,95        | 70,52        | 71,10        | 71,43        | 72,40        |
| 15 Grobogan                            | 67,43        | 67,77        | 68,05        | 68,52        | 68,87        |
| 16 Blora                               | 65,37        | 65,84        | 66,22        | 66,61        | 67,52        |
| 17 Rembang                             | 66,84        | 67,40        | 68,18        | 68,60        | 68,95        |
| 18 Pati                                | 66,47        | 66,99        | 68,51        | 69,03        | 70,12        |
| 19 Kudus                               | 71,58        | 72,00        | 72,72        | 72,94        | 73,84        |
| 20 Jepara                              | 69,11        | 69,61        | 70,02        | 70,25        | 70,79        |
| 21 Demak                               | 68,38        | 68,95        | 69,75        | 70,10        | 70,41        |
| 22 Semarang                            | 71,29        | 71,65        | 71,89        | 72,40        | 73,20        |
| 23 Temanggung                          | 65,52        | 65,97        | 67,07        | 67,60        | 68,34        |
| 24 Kendal                              | 67,98        | 68,46        | 69,57        | 70,11        | 70,62        |
| <b>25 Batang</b>                       | <b>63,60</b> | <b>64,07</b> | <b>65,46</b> | <b>66,38</b> | <b>67,35</b> |
| 26 Pekalongan                          | 66,26        | 66,98        | 67,40        | 67,71        | 68,40        |
| 27 Pemalang                            | 61,81        | 62,35        | 63,70        | 64,17        | 65,04        |
| 28 Tegal                               | 63,50        | 64,10        | 65,04        | 65,84        | 66,44        |
| 29 Brebes                              | 61,87        | 62,55        | 63,18        | 63,98        | 64,86        |
| 30 Magelang                            | 75,29        | 75,79        | 76,39        | 77,16        | 77,84        |
| 31 Surakarta                           | 78,89        | 79,34        | 80,14        | 80,76        | 80,85        |
| 32 Salatiga                            | 79,37        | 79,98        | 80,96        | 81,14        | 81,68        |
| 33 Semarang                            | 78,68        | 79,24        | 80,23        | 81,19        | 82,01        |
| 34 Pekalongan                          | 70,82        | 71,53        | 72,69        | 73,32        | 73,77        |
| 35 Tegal                               | 71,44        | 72,20        | 72,96        | 73,55        | 73,95        |
| <b>Jawa Tengah</b>                     | <b>68,02</b> | <b>68,78</b> | <b>69,49</b> | <b>69,98</b> | <b>70,52</b> |

Sumber : Survei Sosial Ekonomi Nasional  
 Source : National Social Economic Survey

**Tabel 13.9** Perkembangan Inflasi Tahun Kalender Menurut Kabupaten/Kota di Provinsi Jawa Tengah Tahun 2013–2017  
**Table** *Yearly Inflation Calender by Regency/Municipality in Jawa Tengah Province, 2013–2017*

| Kabupaten/Kota<br>Regency/Municipality |               | 2013        | 2014        | 2015        | 2016        | 2017        |
|--|---------------|-------------|-------------|-------------|-------------|-------------|
| (1)                                    |               | (2)         | (3)         | (4)         | (5)         | (6)         |
| 1                                      | Cilacap       | 8,37        | 8,19        | 2,63        | 2,77        | 4,41        |
| 2                                      | Banyumas      | 8,50        | 7,09        | 2,52        | 2,42        | 3,91        |
| 3                                      | Purbalingga   | 9,57        | 9,08        | 1,62        | 2,39        | 3,72        |
| 4                                      | Banjarnegara  | 8,35        | 7,78        | 2,97        | 2,87        | 3,67        |
| 5                                      | Kebumen       | 10,46       | 7,36        | 2,91        | 2,71        | 3,25        |
| 6                                      | Purworejo     | 7,14        | 8,48        | 3,45        | 2,66        | 4,29        |
| 7                                      | Wonosobo      | 8,82        | 8,44        | 2,71        | 2,97        | 3,21        |
| 8                                      | Magelang      | 8,34        | 7,91        | 3,6         | 2,86        | 3,47        |
| 9                                      | Boyolali      | 8,21        | 7,45        | 2,58        | 2,65        | 3,08        |
| 10                                     | Klaten        | 7,92        | 7,76        | 2,57        | 2,31        | 3,12        |
| 11                                     | Sukoharjo     | 8,42        | 7,93        | 2,69        | 2,34        | 3,40        |
| 12                                     | Wonogiri      | 8,60        | 5,99        | 2,13        | 2,94        | 2,32        |
| 13                                     | Karanganyar   | 8,70        | 7,38        | 2,4         | 1,93        | 3,15        |
| 14                                     | Sragen        | 7,55        | 8,51        | 3,05        | 2,49        | 3,18        |
| 15                                     | Grobogan      | 7,88        | 8,03        | 3,31        | 2,41        | 4,05        |
| 16                                     | Blora         | 7,94        | 7,13        | 2,85        | 2,14        | 2,98        |
| 17                                     | Rembang       | 6,88        | 7,59        | 2,66        | 1,75        | 3,31        |
| 18                                     | Pati          | 7,57        | 8,01        | 3,23        | 2,31        | 3,51        |
| 19                                     | Kudus         | 8,31        | 8,59        | 3,28        | 2,32        | 4,17        |
| 20                                     | Jepara        | 7,95        | 9,87        | 4,57        | 3,45        | 2,83        |
| 21                                     | Demak         | 8,22        | 8,69        | 2,8         | 2,27        | 3,57        |
| 22                                     | Semarang      | 8,11        | 8,63        | 2,85        | 2,39        | 3,67        |
| 23                                     | Temanggung    | 7,01        | 7,81        | 2,74        | 2,42        | 3,12        |
| 24                                     | Kendal        | 8,07        | 9,04        | 4,13        | 2,47        | 3,60        |
| <b>25</b>                              | <b>Batang</b> | <b>8,08</b> | <b>7,66</b> | <b>2,94</b> | <b>2,24</b> | <b>3,44</b> |
| 26                                     | Pekalongan    | 8,18        | 8,32        | 3,42        | 2,96        | 4,01        |
| 27                                     | Pemalang      | 6,52        | 7,38        | 3,52        | 2,33        | 3,64        |
| 28                                     | Tegal         | 7,79        | 8,48        | 3,64        | 2,67        | 3,58        |
| 29                                     | Brebes        | 9,83        | 6,20        | 3,08        | 2,84        | 4,24        |
| 30                                     | Magelang      | 7,79        | 7,92        | 2,7         | 2,25        | 3,90        |
| 31                                     | Surakarta     | 8,32        | 8,01        | 2,56        | 2,15        | 3,10        |
| 32                                     | Salatiga      | 7,67        | 7,84        | 2,61        | 2,19        | 3,50        |
| 33                                     | Semarang      | 8,19        | 8,53        | 2,56        | 2,32        | 3,64        |
| 34                                     | Pekalongan    | 7,40        | 7,82        | 3,46        | 2,94        | 3,61        |
| 35                                     | Tegal         | 5,80        | 7,40        | 3,95        | 2,71        | 4,03        |
| <b>Jawa Tengah</b>                     |               | <b>7,99</b> | <b>8,22</b> | <b>2,73</b> | <b>2,36</b> | <b>3,71</b> |

Sumber : BPS Provinsi Jawa Tengah

Source : BPS-Statistics of Jawa Tengah Province





# DATA

## MENCERDASKAN BANGSA

— *Enlighten The Nation* —



**BADAN PUSAT STATISTIK  
KABUPATEN BATANG**  
*Statistics of Batang Regency*  
Jalan Pemuda No. 9 Batang 51216  
Telp/Fax (0285) 391004

Homepage: <https://batangkab.bps.go.id> Email: [bps3325@bps.go.id](mailto:bps3325@bps.go.id)

