

# Kabupaten Kendal Dalam Angka 2018



**BADAN PUSAT STATISTIK  
KABUPATEN KENDAL**

*BPS - Statistics of Kendal Regency*

# Kabupaten Kendal Dalam Angka 2018



**BADAN PUSAT STATISTIK  
KABUPATEN KENDAL**

*BPS - Statistics of Kendal Regency*

**Kabupaten Kendal Dalam Angka**  
***Kendal Regency in Figures***  
**2018**

**ISSN : 0215-434-X**

**No. Publikasi/Publication Number : 33240.18.01**

**Katalog BPS/BPS Catalogue : 1102001.33.24**

**Ukuran Buku/Book Size : 16 cm x 21,5 cm**

**Jumlah Halaman/Number of pages : xxxii + 330**

**Naskah/Manuscript :**

**Badan Pusat Statistik Kabupaten Kendal**

*BPS –Statistics of Kendal Region*

**Gambar Kover oleh/Cover Desiged by :**

**Badan Pusat Statistik Kabupaten Kendal**

*BPS –Statistics of Kendal Region*

**Diterbitkan oleh/Published by :**

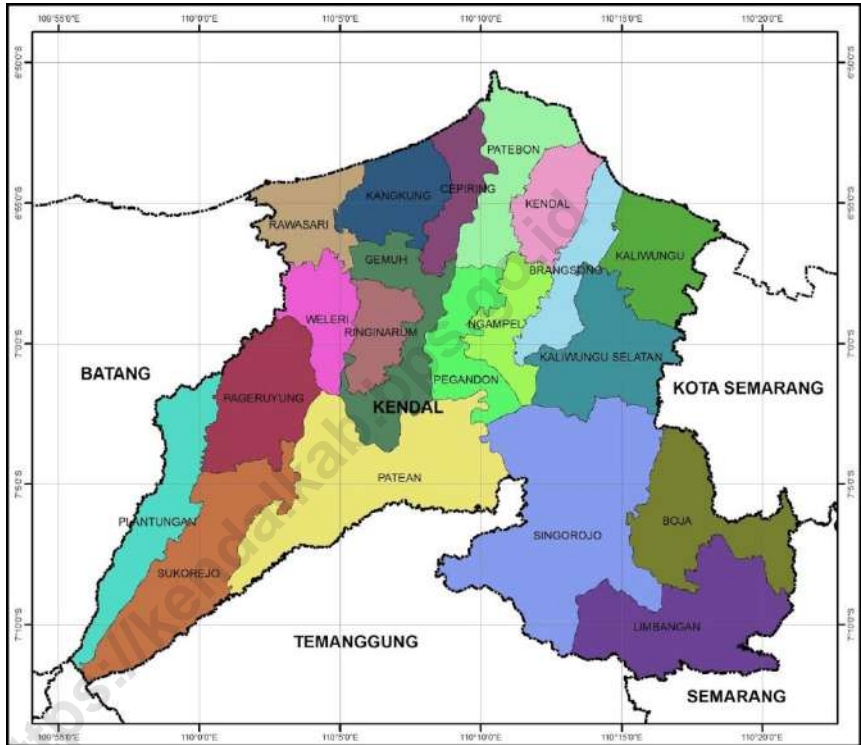
©Badan Pusat Statistik Kabupaten Kendal

© *BPS –Statistics of Kendal Region*

**Dilarang mengumumkan, mendistribusikan, mengomunikasikan, dan/atau mengandakan sebagian atau seluruh isi buku ini untuk tujuan komersial tanpa izin tertulis dari Badan Pusat Statistik**

*Prohibited to announce, distribute, communicate, and/or copy part or all of this book for commercial purpose without permission from BPS-Statistics Indonesia*

**PETA WILAYAH KABUPATEN KENDAL**  
*MAP OF KENDAL REGION*



<https://kendalrab.bps.go.id>

*Halaman ini sengaja dikosongkan*

**KEPALA BPS KABUPATEN KENDAL**  
*CHIEF STATISTICIAN OF KENDAL REGION*



**Dra. Ummi Hastuti, M.Si**

<https://kendalkab.bps.go.id>

*Halaman ini sengaja dikosongkan*



## KATA PENGANTAR

Kabupaten Kendal Dalam Angka 2018 merupakan publikasi tahunan yang diterbitkan oleh BPS Kabupaten Kendal. Disadari bahwa publikasi ini belum sepenuhnya memenuhi harapan pihak pemakai data khususnya para perencana, namun diharapkan dapat membantu melengkapi penyusunan rencana pembangunan di Kabupaten Kendal.

Publikasi ini dapat terwujud berkat kerja sama dan bantuan dari berbagai pihak baik instansi pemerintah maupun swasta. Kepada semua pihak yang telah memberikan bantuan disampaikan penghargaan dan terima kasih yang sebesar –besarnya.

Walaupun publikasi ini telah disiapkan sebaik-baiknya, namun disadari masih ada kekurangan dan kesalahan yang terjadi. Untuk perbaikan publikasi ini, tanggapan dan saran yang bersifat konstruktif dari para pemakai sangat diharapkan.

Kendal, Agustus 2018  
Kepala Badan Pusat Statistik  
Kabupaten Kendal

Dra. Ummi Hastuti, M.Si





## **PREFACE**

*Kendal Regency in Figures 2018 is an annual publication written by BPS-Statistics of Kendal Region. Honestly, this publication has not perfect yet and has not filled the user's hope, especially for the planners yet, but hopely it can help to equip compilation of development planning in this regency.*

*This comprehensive publication has been made possible with the assistance and contribution from several governmental institutions and private organizations. To all parties who have been involved in the preparation of this publication, I would like to express my sincerest appreciation and gratitude.*

*Comments and constructive suggestions for the improvement of this publication are always welcome.*

*Kendal, August 2018  
Chief Statistician  
of Kendal Region*

Dra. Umami Hastuti, M.Si

**DAFTAR ISI**  
**Content**

|   | <b>Halaman</b><br><i>Page</i> |
|---|-------------------------------|
| Kata Pengantar/ <i>Preface</i> .....  | vii                           |
| Daftar Isi/ <i>Content</i> .....  | ix                            |
| Daftar Tabel/ <i>List of Table</i> .....  | xi                            |
| Penjelasan Umum/ <i>Explanatory Notes</i> .....                                     | xxx                           |
| Kamus/ <i>Dictionary</i> .....  | xxxii                         |
| <br>  |                               |
| 1. Geografi dan Iklim/ <i>Geography And Climate</i> .....                           | 1                             |
| 1.1. Geografi/ <i>Geography</i> .....   | 5                             |
| 1.2. Iklim/ <i>Climate</i> .....  | 13                            |
| <br>  |                               |
| 2. Pemerintahan/ <i>Government</i> .....  | 17                            |
| 2.1. Wilayah Administratif/ <i>Administratif Area</i> .....                         | 20                            |
| 2.2. Dewan Perwakilan Rakyat Daerah/ <i>The Regional House of Representative</i> 21 |                               |
| 2.3. Pegawai Negeri Sipil/ <i>Civil Servant</i> .....                               | 24                            |
| <br>  |                               |
| 3. Penduduk dan Ketenagakerjaan/ <i>Population and Employment</i> .....             | 35                            |
| 3.1. Kependudukan/ <i>Population</i> .....  | 39                            |
| 3.2. Ketenagakerjaan/ <i>Employment</i> .....                                       | 45                            |
| <br>  |                               |
| 4. Sosial/ <i>Social</i> .....  | 55                            |
| 4.1. Pendidikan/ <i>Education</i> .....   | 59                            |
| 4.2. Kesehatan/ <i>Health</i> .....   | 67                            |
| 4.3. Agama/ <i>Religion</i> .....   | 93                            |
| 4.4. Kriminalitas/ <i>Crime</i> .....   | 99                            |
| 4.5. Kemiskinan/ <i>Poverty</i> .....   | 107                           |
| 4.6. Pengadilan Agama/ <i>Religious Courts</i> .....                                | 110                           |
| 4.7. Keluarga Berencana/ <i>Family Planning</i> .....                               | 114                           |
| 4.8. Kegiatan PKK/ <i>PKK's Activity</i> .....                                      | 119                           |
| 4.9. Sampah/ <i>Garbage</i> .....   | 137                           |
| 4.10. Sertifikat Tanah/ <i>Land Sertificate</i> .....                               | 140                           |
| 4.11. Kebakaran/ <i>Outbrake of Fire</i> .....                                      | 143                           |
| 4.12. Sosial Lainnya/ <i>Others</i> .....   | 145                           |
| <br>  |                               |
| 5. Pertanian/ <i>Agriculture</i> .....  | 149                           |
| 5.1. Tanaman Pangan/ <i>Food Crops</i> .....  | 154                           |
| 5.2. Hortikultura/ <i>Horticulture</i> .....  | 164                           |
| 5.3. Perkebunan/ <i>Estate Crops</i> .....  | 166                           |

|       |  |     |
|-------|--|-----|
| 5.4.  | Peternakan/ <i>Livestock</i> .....   | 167 |
| 5.5.  | Perikanan/ <i>Fishery</i> .....  | 182 |
| 5.6.  | Kehutanan/ <i>Forestry</i> .....   | 195 |
| 5.7.  | Alat Pertanian/ <i>Agricultural Machineries</i> .....                        | 199 |
| 6.    | Industri dan Energi/ <i>Industry and Energy</i> .....                        | 201 |
| 6.1.  | Industri/ <i>Industry</i> .....  | 204 |
| 6.2.  | Energi/ <i>Energy</i> .....  | 207 |
| 7.    | Perdagangan/ <i>Trade</i> .....  | 213 |
| 8.    | Pariwisata/ <i>Tourism</i> .....   | 219 |
| 9.    | Transportasi dan Komunikasi/ <i>Transportation and Communication</i> .....   | 235 |
| 9.1.  | Transportasi/ <i>Transportation</i> .....                                    | 238 |
| 9.2.  | Pos dan Giro/ <i>Post and Giro</i> .....                                     | 249 |
| 10.   | Keuangan dan Harga/ <i>Finance and Price</i> .....                           | 259 |
| 10.1. | Keuangan Daerah/ <i>Regional Finance</i> .....                               | 262 |
| 10.2. | Perbankan/ <i>Banking</i> .....  | 266 |
| 10.3. | Pegadaian/ <i>Pawnshop</i> .....   | 277 |
| 11.   | Konsumsi dan Pengeluaran/ <i>Consumption and Expenditure</i> .....           | 293 |
| 12.   | Pendapatan Regional/ <i>Regional Income</i> .....                            | 299 |
| 13.   | Perbandingan Antar Kabupaten/Kota/ <i>Regency/Municipality Comparison</i> .. | 309 |

**DAFTAR TABEL**  
*List of Tables*

| <b>Tabel</b><br><i>Tables</i>  | <b>Halaman</b><br><i>Page</i> |
|--|-------------------------------|
| 1. GEOGRAFI DAN IKLIM<br><i>Geography And Climate</i> .....  | 1                             |
| 1.1.1 Luas Wilayah Menurut Kecamatan di Kabupaten Kendal, 2017<br><i>Total Area by Subdistrict in Kendal Regency, 2017</i> .....   | 5                             |
| 1.1.2 Luas Penggunaan Tanah di Kabupaten Kendal, 2017<br><i>Land Area in Kendal, 2017</i> .....  | 6                             |
| 1.1.3 Luas Tanah Sawah Menurut Jenis Pengairannya di Kabupaten Kendal, 2017<br><i>Wet Land Area by Kind of Irrigation in Kendal, 2017</i> .....  | 7                             |
| 1.1.4 Luas Tanah Kering Menurut Jenisnya di Kabupaten Kendal, 2017<br><i>Dry Land Area in Kendal, 2017</i> .....   | 8                             |
| 1.1.5 Tinggi Wilayah di Atas Permukaan Laut (DPL) Menurut Kecamatan di Kabupaten Kendal, 2017<br><i>Height Above Mean Sea Level (AMSL) by Subdistrict in Kendal Regency, 2017</i> .....  | 10                            |
| 1.1.6 Jarak dari Ibukota Kecamatan ke Ibukota Kabupaten di Kabupaten Kendal (km), 2017<br><i>Distance between Subdistrict Capital and Regency Capital in Kendal Regency (km), 2017</i> .....   | 11                            |
| 1.1.7 Panjang Sungai Serta Banyaknya Debit Air di Kabupaten Kendal, 2017<br><i>Lenght and Volume of River in Kendal, 2017</i> .....  | 12                            |
| 1.2.1 Banyaknya Hari Hujan di 5 (Lima) Tempat Pencatatan Kabupaten Kendal, 2015 - 2017<br><i>Number of Rainday at 5 (Five) Stations in Kendal, 2015 – 2017</i> .....   | 13                            |
| 1.2.2 Banyaknya Curah Hujan di 5 (Lima) Tempat Pencatatan Kabupaten Kendal, 2015 - 2017<br><i>Number of Rainfall at 5 (Five) Stations in Kendal, 2015 – 2017</i> .....   | 15                            |
| 2. PEMERINTAHAN<br><i>Government</i> .....   | 17                            |
| 2.1.1 Jumlah Desa/Kelurahan Menurut Kecamatan di Kabupaten Kendal, 2017<br><i>Number of Villages / Villages by District in Kendal, 2017</i> .....  | 20                            |
| 2.2.1 Jumlah Anggota Dewan Perwakilan Rakyat Daerah Menurut Partai Politik dan Jenis Kelamin di Kabupaten Kendal, 2017<br><i>Number of Members of The Regional House of Representatives by Political Parties and Sex in Kendal Regency, 2017</i> ..... | 21                            |

|       |  |    |
|-------|--|----|
| 2.2.2 | Banyaknya Keputusan DPRD Kabupaten Kendal, 2017<br><i>Number of Regional Parliament Decision in Kendal, 2017</i> .....   | 22 |
| 2.2.3 | Banyaknya Sidang-Sidang DPRD Kabupaten Kendal, 2017<br><i>Number of Regional Parliament Convention in Kendal, 2017</i> .....   | 23 |
| 2.3.1 | Jumlah Pegawai Negeri Sipil Menurut Dinas/Instansi Pemerintah dan Jabatan di Kabupaten Kendal, 2017<br><i>Number of Civil Servants by Institution/Office and Grade in Kendal Regency, 2017</i> .....                           | 24 |
| 2.3.2 | Jumlah Pegawai Negeri Sipil Menurut Pendidikan Tertinggi yang Ditamatkan dan Jenis Kelamin di Kabupaten Kendal, 2017<br><i>Number of Civil Servants by Educational Attainment and Sex in Kendal Regency, 2017</i> .....        | 27 |
| 2.3.3 | Jumlah Pegawai Negeri Sipil Menurut Golongan Kepangkatan dan Jenis Kelamin di Kabupaten Kendal, 2017<br><i>Number of Civil Servants by Hierarchy and Sex in Kendal Regency, 2017</i> ....                                      | 28 |
| 2.3.4 | Jumlah Pegawai Negeri Sipil Menurut Jabatan Struktural dan Jenis Kelamin di Kabupaten Kendal, 2017<br><i>Number of Civil Servants by Grade and Sex in Kendal Regency, 2017</i> .....   | 29 |
| 2.3.5 | Jumlah Pegawai Negeri Sipil Menurut Jabatan Fungsional Khusus dan Jenis Kelamin di Kabupaten Kendal, 2017<br><i>Number of Civil Servants by Fuctional Position and Sex in Kendal Regency, 2017</i> .....                       | 30 |
| 2.3.6 | Jumlah Pegawai Negeri Sipil Menurut Diklat Struktural di Kabupaten Kendal, 2017<br><i>Number of Civil Servants by Structural Training, 2017</i> .....  | 32 |
| 2.3.7 | Jumlah Pegawai Negeri Sipil Menurut Usia di Kabupaten Kendal, 2017<br><i>Number of Civil Servants by Age, 2017</i> .....   | 33 |
| 3.    | <b>PENDUDUK DAN KETENAGAKERJAAN</b><br><i>Population and Employment</i> .....  | 35 |
| 3.1.1 | Proyeksi Penduduk dan Laju <i>Pertumbuhan</i> Penduduk Menurut Kecamatan di Kabupaten Kendal, 2016, dan 2017<br><i>Population Projection and Population Growth Rate by Subdistrict in Kendal Regency, 2016, and 2017</i> ..... | 39 |
| 3.1.2 | Jumlah Penduduk dan Rasio Jenis Kelamin Menurut Kecamatan di Kabupaten Kendal, 2017<br><i>Population and Sex Ratio by Subdistrict in Kendal Regency, 2017</i> .....  | 40 |
| 3.1.3 | Distribusi dan Kepadatan Penduduk Menurut Kecamatan di Kabupaten Kendal, 2017<br><i>Population Distribution and Density by Subdistrict in Kendal Regency, 2017</i> .....   | 41 |

|       |   |    |
|-------|---|----|
| 3.1.4 | Jumlah Penduduk Menurut Kelompok Umur dan Jenis Kelamin di Kabupaten Kendal, 2017<br><i>Population by Age Group and Sex in Kendal Regency, 2017</i> .....   | 42 |
| 3.1.5 | Jumlah Penduduk Datang, Pergi, Lahir, Mati per Kecamatan di Kabupaten Kendal, 2017<br><i>Population by Subdistrict in Kendal Regency, 2017</i> .....  | 43 |
| 3.1.6 | Penduduk Menurut Kelompok Umur per Kecamatan di Kabupaten Kendal, 2017<br><i>Population by Age Group and Subdistrict in Kendal Regency, 2017</i> .....  | 44 |
| 3.2.1 | Jumlah Penduduk Berumur 15 Tahun Keatas Menurut Jenis Kegiatan Selama Seminggu yang Lalu dan Jenis Kelamin di Kabupaten Kendal, 2017<br><i>Population Aged 15 Years and Over by Type of Activity During The Previous Week and Sex in Kendal Regency, 2017</i> .....   | 45 |
| 3.2.2 | Jumlah Penduduk Berumur 15 Tahun Ke Atas Menurut Pendidikan Tertinggi yang Ditamatkan dan Jenis Kegiatan Selama Seminggu yang Lalu di Kabupaten Kendal, 2017<br><i>Population Aged 15 Years and Over by Educational Attainment and Type of Activity During The Previous Week in Kendal Regency, 2017</i> .....                              | 46 |
| 3.2.3 | Jumlah Penduduk Berumur 15 Tahun Keatas yang Bekerja Selama Seminggu yang Lalu Menurut Kelompok Umur dan Jenis Kelamin di Kabupaten Kendal, 2017<br><i>Population Aged 15 Years and Over Who Worked During the Previous Week by Age Group and Sex in Kendal Regency, 2017</i> .....   | 47 |
| 3.2.4 | Jumlah Penduduk Berumur 15 Tahun Ke Atas yang Bekerja Selama Seminggu yang Lalu Menurut Lapangan Pekerjaan Utama dan Jenis Kelamin di Kabupaten Kendal, 2017<br><i>Population Aged 15 Years and Over Who Worked During the Previous Week by Main Industry and Sex in Kendal Regency, 2017</i> .....   | 48 |
| 3.2.5 | Jumlah Penduduk Berumur 15 Tahun Ke Atas yang Bekerja Selama Seminggu yang Lalu Menurut Jumlah Jam Kerja Seluruhnya dan Jenis Kelamin di Kabupaten Kendal, 2017<br><i>Population Aged 15 Years and Over Who Worked During the Previous Week by Total Working Hours and Sex in Kendal Regency, 2017</i> .....                                | 49 |
| 3.2.6 | Jumlah Penduduk Berumur 15 Tahun Ke Atas yang Bekerja Selama Seminggu yang Lalu Menurut Jumlah Jam Kerja Pada Pekerjaan Utama dan Jenis Kelamin di Kabupaten Kendal, 2017<br><i>Population Aged 15 Years and Over Who Worked During the Previous Week by Number of Working Hours on Main Industry and Sex in Kendal Regency, 2017</i> ..... | 50 |

|       |  |    |
|-------|--|----|
| 3.2.7 | Jumlah Penduduk Berumur 15 Tahun Ke Atas yang Bekerja Selama Seminggu yang Lalu Menurut Status Pekerjaan Utama dan Jenis Kelamin di Kabupaten Kendal, 2017<br><i>Population Aged 15 Years and Over Who Worked During the Previous Week by Main Employment Status and Sex in Kendal Regency, 2017</i> ..... | 51 |
| 3.2.8 | Banyaknya Pencari Kerja Pada Kantor Dinas Tenaga Kerja Menurut Kelompok Umur dan Jenis Kelamin di Kabupaten Kendal, 2017<br><i>Number of Work Searcher at Manpower Office by Age Group and Sex in Kendal, 2017</i> .....   | 52 |
| 3.2.9 | Banyaknya Pencari Kerja Pada Kantor Dinas Tenaga Kerja Menurut Jenis Kelamin dan Tingkat Pendidikan di Kabupaten Kendal, 2017<br><i>Number of Work Searcher at Manpower Office by Sex and Level of Education in Kendal, 2017</i> .....   | 54 |
| 4.    | SOSIAL<br><i>Social</i> .....  | 55 |
| 4.1.1 | Persentase Penduduk Usia 7–24 Tahun Menurut Karakteristik dan Status Pendidikan di Kabupaten Kendal, 2017<br><i>Percentage of Population Aged 7-24 Years by Characteristics and Status of Education in Kendal Regency, 2017</i> .....  | 59 |
| 4.1.2 | Angka Partisipasi Murni (APM) dan Angka Partisipasi Kasar (APK) Menurut Jenjang Pendidikan di Kabupaten Kendal, 2017<br><i>Net Enrolment Rate and Gross Enrolment Rate by Educational Level in Kendal Regency, 2017</i> .....  | 60 |
| 4.1.3 | Jumlah Sekolah, Murid, Guru, dan Rasio Murid-Guru Taman Kanak-Kanak (TK) Menurut Kecamatan di Kabupaten Kendal, 2017<br><i>Number of Schools, Pupils, Teachers, and School-Teacher Ratio of Madrasah Tsanawiyah (MTs) by Subdistrict in Kendal Regency, 2017</i> .....                                     | 61 |
| 4.1.4 | Jumlah Sekolah, Murid, Guru, dan Rasio Murid-Guru Sekolah Dasar (SD) Sederajat Menurut Kecamatan di Kabupaten Kendal, 2017<br><i>Number of Schools, Pupils, Teachers, and School-Teacher Ratio of Primary Schools by Subdistrict in Kendal Regency, 2017</i> .....   | 62 |
| 4.1.5 | Jumlah Sekolah, Murid, Guru, dan Rasio Murid-Guru Sekolah Menengah Pertama (SMP) Sederajat Menurut Kecamatan di Kabupaten Kendal, 2017<br><i>Number of Schools, Pupils, Teachers, and School-Teacher Ratio of Junior High Schools by Subdistrict in Kendal Regency, 2017</i> .....                         | 63 |
| 4.1.6 | Jumlah Sekolah, Murid, Guru, dan Rasio Murid-Guru Sekolah Menengah Atas (SMA) Sederajat Menurut Kecamatan di Kabupaten Kendal, 2017<br><i>Number of Schools, Pupils, Teachers, and School-Teacher Ratio of Senior High Schools by Subdistrict in Kendal Regency, 2017</i> .....                            | 64 |

|       |  |    |
|-------|--|----|
| 4.1.7 | Jumlah Sekolah, Murid, Guru, dan Rasio Murid-Guru Sekolah Menengah Kejuruan (SMK) Menurut Kecamatan di Kabupaten Kendal, 2017<br><i>Number of Schools, Pupils, Teachers, and School-Teacher Ratio of Senior Vocasional Schools by Subdistrict in Kendal Regency, 2017</i> .....  | 65 |
| 4.1.8 | Jumlah Sekolah, Murid, Guru, dan Rasio Murid-Guru Sekolah Luar Biasa (SLB) Menurut Kecamatan di Kabupaten Kendal, 2017<br><i>Number of Schools, Pupils, Teachers, and School-Teacher Ratio of Special Schools by Subdistrict in Kendal Regency, 2017</i> .....   | 66 |
| 4.2.1 | Jumlah Fasilitas Kesehatan Menurut Kecamatan di Kabupaten Kendal, 2017<br><i>Number of Health Facilities by Subdistrict in Kendal, 2017</i> .....  | 67 |
| 4.2.2 | Jumlah Tenaga Keperawatan, Kebidanan, dan Kefarmasian Menurut Unit Kerja di Kabupaten Kendal, 2017<br><i>Number of Nursing, Midwifery, and Pharmaceutical Personnel by Office in Kendal, 2017</i> .....  | 68 |
| 4.2.3 | Jumlah Tenaga Keperawatan, Kebidanan, dan Kefarmasian Menurut Unit Kerja di Kabupaten Kendal, 2017<br><i>Number of Nursing, Midwifery, and Pharmaceutical Personnel by Office in Kendal, 2017</i> .....  | 70 |
| 4.2.4 | Jumlah Tenaga Kesehatan Lainnya Menurut Unit Kerja di Kabupaten Kendal, 2017<br><i>Number of Medical Staff by Office in Kendal, 2017</i> .....   | 72 |
| 4.2.5 | Persentase Perempuan Berumur 15 - 49 Tahun Yang Pernah Melahirkan Dua Tahun Terakhir Menurut Karakteristik dan Berat Badan Bayi Yang Dilahirkan, 2017<br><i>Percentage of Ever Married Women Aged 15-49 Years Who Had Given Birth The Last Two Years According To The Characteristics and Weight of The Baby, 2017</i> .....                                 | 78 |
| 4.2.6 | Persentase Balita Umur 0 - 59 Bulan Yang Pernah Mendapat Imunisasi Menurut Karakteristik dan Jenis Imunisasi di Kabupaten Kendal, 2017<br><i>Percentage of Toddlers Aged 0 - 59 Months Who Received Immunization According to The Characteristics and Types of Immunization in Kendal Regency, 2017</i> .....  | 79 |
| 4.2.7 | Jumlah Bayi Lahir, Bayi Berat Badan Lahir Rendah (BBLR), BBLR Dirujuk, dan Bergizi Buruk Menurut Unit Kerja di Kabupaten Kendal, 2017<br><i>Number of Births, Babies with Low Birth Weights (LBW), Treated LBW, and Malnutrition Cases by Working Unit in Kendal, 2017</i> .....   | 80 |
| 4.2.8 | Jumlah Ibu Hamil, Melakukan Kunjungan K1, Melakukan Kunjungan K4, Kurang Energi Kronis (KEK), dan Mendapat Tablet Zat Besi (Fe) di Provinsi Jawa Tengah, 2017<br><i>Number of Pregnant Women, Those with One Visit and four Visits of Antenatal Care, Chronic Energy Deficiency (CED), and Receiving Iron Supplement in Jawa Tengah Province, 2017</i> ..... | 82 |



|        |   |     |
|--------|---|-----|
| 4.2.9  | Banyaknya Penderita Malaria dan Demam Berdarah di Kabupaten Kendal, 2017<br><i>Number of Malaria and Dengue Hemorrhagic Fever Sufferer in Kendal, 2017</i> .....  | 84  |
| 4.2.10 | Jumlah Peserta KB Aktif Menurut Unit Kerja, 2017<br>Number of Active Family Planning Acceptor by Working Unit, 2017 .....   | 85  |
| 4.2.11 | Banyaknya Pelayanan Rawat Jalan Rumah Sakit Umum Kabupaten Kendal, 2017<br>Number of Outpatient Service at General Hospital in Kendal, 2017 .....   | 89  |
| 4.2.12 | Banyaknya Pelayanan Rawat Inap Dirinci per Kelas RSUD Dr. H. Soewondo Kendal, 2014 - 2017<br><i>Number of Inpatient Service by Class at General Hospital in Kendal, 2014 – 2017</i> .....               | 90  |
| 4.2.13 | Banyaknya Pelayanan Rawat Tinggal UPF Pada RSUD Dr. H. Soewondo Kendal, 2014 - 2017<br><i>Number of Inpatient Service at General Hospital in Kendal, 2014 – 2017</i> .                                  | 91  |
| 4.2.14 | Banyaknya Pelayanan Operasi Pada RSUD Dr. H. Soewondo Kendal, 2014 - 2017<br><i>Number of Surgery at General Hospital in Kendal, 2014 – 2017</i> .....  | 92  |
| 4.3.1  | Jumlah Penduduk Menurut Kecamatan dan Agama yang Dianut di Kabupaten Kendal, 2017<br><i>Population by Subdistrict and Religion in Kendal Regency, 2017</i> .....  | 93  |
| 4.3.2  | Banyaknya Nikah, Talak, Cerai, dan Rujuk Di Kabupaten Kendal, 2017<br><i>Number of Marriages, Divorce, and Reconciliation in Kendal, 2017</i> .....   | 94  |
| 4.3.3  | Banyaknya Jamaah Haji di Kabupaten Kendal, 2016 - 2017<br><i>Number of Moslem Pilgrims in Kendal, 2016 – 2017</i> .....   | 95  |
| 4.3.4  | Banyaknya Jamaah Haji Menurut Jenis Kelamin, Pendidikan, dan Pekerjaan di Kabupaten Kendal, 2017<br><i>Number of Moslem Pilgrims by Sex, Education, and Kind of Effort in Kendal, 2016 – 2017</i> ..... | 96  |
| 4.3.5  | Jumlah Tempat Peribadatan Menurut Kecamatan di Kabupaten Kendal, 2017<br><i>Number of Worship Facilities by Subdistrict in Kendal Regency, 2017</i> .....   | 97  |
| 4.3.6  | Banyak Pondok Pesantren, Pengajar, dan Santri di Kabupaten Kendal, 2017<br><i>Number of Muslim Boarding School, Instructur, and Student in Kendal, 2017</i> .....                                       | 98  |
| 4.4.1  | Banyaknya Kejahatan dan Pelanggaran Yang Tercatat Di Polres Kabupaten Kendal, 2017<br>Number of Criminal and Violation Noted at Police Station in Kendal, 2017 .....                                    | 99  |
| 4.4.2  | Jumlah Tindak Pidana Menurut Kepolisian Resor Kendal, 2017<br><i>Number of Criminal by Police Office in Kendal, 2017</i> .....  | 100 |

|       |  |     |
|-------|--|-----|
| 4.4.3 | Banyaknya Kejahatan dan Pelanggaran Yang Tercatat Di Polres Kabupaten Kendal, 2017<br><i>Number of Criminal and Violation Noted at Police Station in Kendal, 2017</i> .....                  | 101 |
| 4.4.4 | Banyaknya Pelanggaran Lalu Lintas dan Hasil Denda di Kabupaten Kendal, 2017<br><i>Number of Traffic Violation and Fine in Kendal, 2017</i> .....   | 102 |
| 4.4.5 | Banyaknya Tahanan Kejaksaan Yang Masuk Di Kejaksaan Negeri Kabupaten Kendal, 2017<br><i>Number of Public Procecutor Convicts in Kendal, 2017</i> .....                                       | 103 |
| 4.4.6 | Banyaknya Pelanggaran Hukum (Tersangka dan Tertuduh) Di Kejaksaan Negeri Kabupaten Kendal, 2017<br><i>Number of Law Violation (Suspect and Defeadants) in Kendal, 2017</i> .....             | 104 |
| 4.4.7 | Banyaknya Tahanan Kejaksaan Yang Masuk Di Kejaksaan Negeri Kabupaten Kendal, 2017<br><i>Number of Public Procecutor Convicts in Kendal, 2017</i> .....                                       | 105 |
| 4.4.8 | Banyaknya Perkara dan Terdakwa Yang Masuk di Pengadilan Negeri Menurut Jenis Perkara di Kabupaten Kendal, 2017<br><i>Number of Cases and Defedants at Public Court in Kendal, 2017</i> ..... | 106 |
| 4.5.1 | Jumlah Keluarga Menurut Kecamatan dan Klasifikasi Keluarga di Kabupaten Kendal, 2017<br><i>Number of Households by District and Household Classification in Kendal, 2017</i> .....           | 107 |
| 4.5.2 | Banyaknya Penerima PKH, Rastra, PBIJK menurut Kecamatan di Kabupaten Kendal, 2017<br><i>Number of PKH, Rastra, and PBIJK Recipient by District in Kendal, 2017</i> ..                        | 108 |
| 4.5.3 | Garis Kemiskinan dan Penduduk Miskin di Kabupaten Kendal, 2015–2017<br><i>Poverty Line and Number of Poor People in Kendal Regency, 2015–2017</i>  | 109 |
| 4.6.1 | Banyaknya Perkara Yang Diterima di Pengadilan Agama Kabupaten Kendal, 2017<br><i>Number of Cases by Religious Court in Kendal, 2017</i> .....  | 110 |
| 4.6.2 | Banyaknya Perkara Yang Diputus di Pengadilan Agama Kabupaten Kendal, 2017<br><i>Number of Cases Decided by Religious Court in Kendal, 2017</i> .....   | 112 |
| 4.7.1 | Banyaknya Akseptor KB Aktif di Kabupaten Kendal, 2017<br><i>Number of Active Family Planning Acceptor in Kendal, 2017</i> .....  | 114 |
| 4.7.2 | Banyaknya Peserta KB Baru di Kabupaten Kendal, 2017<br><i>Number of New Family Planning Acceptor in Kendal, 2017</i> .....   | 115 |
| 4.7.3 | Banyaknya PPLKB, PLKB, dan PKB di Kabupaten Kendal, 2017<br><i>Number of Family Planning Instructor in Kendal, 2017</i> .....  | 116 |

|        |  |     |
|--------|--|-----|
| 4.7.4  | Banyaknya Klinik Keluarga Berencana dan Jumlah Tenaga Kerja di Kabupaten Kendal, 2017<br><i>Number of Family Planning Clinic and Personel in Kendal, 2017</i> .....                        | 117 |
| 4.7.5  | Tahapan Keluarga Sejahtera di Kabupaten Kendal, 2017<br><i>Stage of Prosperous Family in Kendal, 2017</i> .....  | 118 |
| 4.8.1  | Banyaknya Tingkat Pengurusan Tim Pengerak PKK Kabupaten Kendal Tahun 2017<br><i>Number of PKK Personel in Kendal, 2017</i> .....   | 119 |
| 4.8.2  | Banyaknya Kader PKK Kabupaten Kendal, 2017<br><i>Number of PKK Personnel in Kendal, 2017</i> .....   | 120 |
| 4.8.3  | Banyaknya Kegiatan PKK Untuk Program Penghayatan dan Pengamalan Pancasila Kabupaten Kendal, 2017<br><i>Number of PKK Activity for Pancasila Program In Kendal, 2017</i> .....              | 121 |
| 4.8.4  | Banyaknya Kegiatan PKK Untuk Program Gotong Royong Kabupaten Kendal, 2017<br><i>Number of PKK Activity for Mutual Cooperation Program In Kendal, 2017</i> .....                            | 122 |
| 4.8.5  | Banyaknya Kegiatan PKK Untuk Program Pangan Kabupaten Kendal, 2017<br><i>Number of PKK Activity for Education and Fooding In Kendal, 2017</i> .....  | 123 |
| 4.8.6  | Banyaknya Kegiatan PKK Untuk Industri Rumah Tangga Kabupaten Kendal, 2017<br><i>Number of PKK Activity for Home Industry In Kendal, 2017</i> .....   | 124 |
| 4.8.7  | Banyaknya Kegiatan PKK Untuk Program Pokja III Kabupaten Kendal, 2017<br><i>Number of PKK Activity for Pokja III Program In Kendal, 2017</i> .....   | 125 |
| 4.8.8  | Banyaknya Kegiatan PKK Untuk Program Perumahan dan Tata Laksana Rumah Tangga Kabupaten Kendal, 2017<br><i>Number of PKK Activity for Housing Program In Kendal, 2017</i> .....             | 126 |
| 4.8.9  | Banyaknya Kegiatan PKK Untuk Program Pendidikan dan Keterampilan Kabupaten Kendal, 2017<br><i>Number of PKK Activity for Education and Skills Program In Kendal, 2017</i> .....            | 127 |
| 4.8.10 | Banyaknya Kegiatan PKK Untuk Program Kesehatan Kabupaten Kendal, 2017<br><i>Number of PKK Activity for Healthy Program In Kendal, 2017</i> .....   | 131 |
| 4.8.11 | Banyaknya Kegiatan PKK Untuk Program Perencanaan Sehat Bidang Keluarga Berencana Kabupaten Kendal, 2017<br><i>Number of PKK Activity for Healthy Planning Program In Kendal, 2017</i> .... | 133 |
| 4.8.12 | Banyaknya Kegiatan PKK Untuk Program Pengembangan Kehidupan Berkoperasi Kabupaten Kendal, 2016<br><i>Number of PKK Activity for Cooperative Developing Program In Kendal, 2017</i> .....   | 134 |

|        |  |     |
|--------|--|-----|
| 4.8.13 | Banyaknya Kegiatan PKK Untuk Program Kelestarian Lingkungan Hidup Kabupaten Kendal, 2017<br><i>Number of PKK Activity for Environment Program in Kendal, 2017</i> .....                  | 135 |
| 4.9.1  | Jumlah Timbunan Sampah Yang Diangkut ke TPA Darupono, 2017<br><i>Number of Waste Dumps Transported to Darupono Final Disposal Site, 2017</i> .....                                       | 137 |
| 4.9.2  | Data Timbunan Sampah Yang Diangkut ke TPA Pagergunung, 2017<br><i>Number of Waste Dumps Transported to Pagergunung Final Disposal Site, 2017</i> .....                                   | 138 |
| 4.9.3  | Banyaknya Sarana Pengumpulan Sampah/Tinja Kabupaten Kendal, 2015 - 2017<br><i>Number of Garbage Facility in Kendal, 2015 – 2017</i> .....  | 139 |
| 4.10.1 | Banyaknya Sertifikat Tanah Yang Diselesaikan, 2014 - 2017<br><i>Number of Land Certificate Finished by Land Office, 2014 – 2017</i> .....  | 140 |
| 4.10.2 | Banyaknya Pemohon dan Penyelesaian Sertifikat Tanah, 2017<br><i>Number of Applicant and Land Certificate Finished by Land Office, 2017</i> .   | 141 |
| 4.10.3 | Banyaknya Sertifikat Tanah Yang Dikeluarkan Berdasarkan Jenisnya, 2017<br><i>Number Land Certificate Published by Land Office in Kendal, 2017</i> .....                                  | 142 |
| 4.11.1 | Banyaknya Peristiwa Kebakaran Kabupaten Kendal, 2015 - 2017<br><i>Number of Outbreake of Fire in Kendal, 2015 – 2017</i> .....   | 143 |
| 4.11.2 | Banyaknya Peristiwa Kebakaran Kabupaten Kendal, 2015 - 2017<br><i>Number of Outbrakes Fire, 2015 – 2017</i> .....  | 144 |
| 4.12.1 | Banyaknya Penderita Cacat Kabupaten Kendal, 2017<br><i>Number of Physically Handicapped in Kendal, 2017</i> .....  | 145 |
| 4.12.2 | Banyaknya Lanjut Usia Terlantar di Kabupaten Kendal, 2017<br><i>Number of Decrepit and Stranded People in Kendal, 2017</i> .....   | 147 |
| 4.12.3 | Banyaknya Penghuni Panti Asuhan di Kabupaten Kendal, 2014 - 2017<br><i>Number of Reformatory in Kendal, 2014 – 2017</i> .....  | 148 |
| 5.     | <b>PERTANIAN</b><br><i>Agriculture</i> .....   | 149 |
| 5.1.1  | Luas Panen, Produksi, dan Rata-Rata Produksi Padi Sawah Menurut Kecamatan, 2017<br><i>Harvest Area and Production of Wet Land Paddy in Kendal, 2017</i> .....                            | 154 |
| 5.1.2  | Luas Panen, Produksi, dan Rata-Rata Produksi Padi Gogo Menurut Kecamatan, 2017<br><i>Harvest Area and Production of Dry Land Paddy in Kendal, 2017</i> .....                             | 155 |
| 5.1.3  | Luas Panen, Produksi, dan Rata-Rata Produksi Padi Gogo dan Padi Sawah Menurut Kecamatan, 2017<br><i>Harvest Area and Production of Wet Land and Dry Land Paddy in Kendal, 2017</i> ..... | 156 |

|       |   |     |
|-------|---|-----|
| 5.1.4 | Luas Panen, Produksi, dan Rata-Rata Produksi Kacang Tanah Menurut Kecamatan, 2017<br><i>Harvest Area and Production of Peanuts in Kendal, 2017</i> .....  | 157 |
| 5.1.5 | Luas Panen, Produksi, dan Rata-Rata Produksi Kacang Kedelai Menurut Kecamatan, 2017<br><i>Harvest Area and Production of Soybeans in Kendal, 2017</i> .....   | 158 |
| 5.1.6 | Luas Panen, Produksi, dan Rata-Rata Produksi Kacang Hijau Menurut Kecamatan, 2017<br><i>Harvest Area and Production of Green Beans in Kendal, 2017</i> .....  | 159 |
| 5.1.7 | Luas Panen, Produksi, dan Rata-Rata Produksi Talas Menurut Kecamatan, 2017<br><i>Harvest Area and Production of Taro in Kendal, 2017</i> .....  | 160 |
| 5.1.8 | Luas Panen, Produksi, dan Rata-Rata Produksi Umbi Lainnya Menurut Kecamatan, 2017<br><i>Harvest Area and Production of Other Tubers in Kendal, 2017</i> .....   | 161 |
| 5.1.9 | Luas Tambah Tanam Kabupaten Kendal, 2017<br><i>Added Area for Planting in Kendal, 2017</i> .....  | 162 |
| 5.2.1 | Luas Panen dan Produksi Tanaman Sayuran Menurut Jenis Sayuran di Kabupaten Kendal, 2015 - 2017<br><i>Harvested Area and Production of Vegetables by Kind of Plant in Kendal Regency, 2015 – 2017</i> .....          | 164 |
| 5.2.2 | Produksi dan Rata-Rata Produksi Tanaman Buah-Buahan Menurut Jenis Buah di Kabupaten Kendal, 2015 - 2017<br><i>Production and Production Average of Fruits by Kind of Plant in Kendal Regency, 2015 – 2017</i> ..... | 165 |
| 5.3.1 | Luas Areal dan Produksi Tanaman Perkebunan Menurut Komoditas, Tahun 2017<br><i>Planted Area and Production of Estate Crops by Kind of Crop in Kendal Regency, 2017</i> .....  | 166 |
| 5.4.1 | Populasi Ternak Menurut Kecamatan dan Jenis Ternak di Kabupaten Kendal, 2017<br><i>Livestock Population by Subdistrict and Kind of Livestock in Kendal Regency, 2017</i> .....                                      | 167 |
| 5.4.2 | Populasi Unggas Menurut Kecamatan dan Jenis Unggas di Kabupaten Kendal, 2017<br><i>Poultry Population by Subdistrict and Kind of Poultry in Kendal Regency, 2017</i> .....  | 169 |
| 5.4.3 | Banyaknya Pematangan Ternak Dalam Rumah Pematangan Hewan (RPH) di Kabupaten Kendal, 2017<br><i>Number of Livestock Slaughtered at Slaughtered House in Kendal, 2017</i> .   | 171 |

|        |   |     |
|--------|---|-----|
| 5.4.4  | Banyaknya Pemotongan Ternak di Luar Rumah Pemotongan Hewan (RPH) di Kabupaten Kendal, 2017<br><i>Number of Livestock Slaughtered Outside Slaughteredhouse in Kendal, 2017</i> .....   | 172 |
| 5.4.5  | Banyaknya Pemotongan Ternak Tak Tercatat di Kabupaten Kendal, 2017<br><i>Number of Non Registered Livestock Slaughtered in Kendal, 2017</i> .....   | 174 |
| 5.4.6  | Banyaknya Pemotongan Unggas Tak Tercatat di Kabupaten Kendal, 2017<br><i>Number of Non Registered Poultry Slaughtered in Kendal, 2017</i> .....   | 175 |
| 5.4.7  | Produksi Daging (Karkas) Ternak di Kabupaten Kendal, 2017<br><i>Production (Carcass) of Livestock in Kendal, 2017</i> .....   | 176 |
| 5.4.8  | Produksi Daging (Karkas + Edibel Oval) Ternak di Kabupaten Kendal, 2017<br><i>Production (Carcass + Edibel Oval ) of Livestock in Kendal, 2017</i> .....  | 177 |
| 5.4.9  | Produksi Daging (Karkas) Unggas di Kabupaten Kendal, 2017<br><i>Production (Carcass) of Poultry in Kendal, 2017</i> .....   | 178 |
| 5.4.10 | Produksi Daging (Karkas + Edibel Oval) Unggas di Kabupaten Kendal, 2017<br><i>Production (Carcass + Edibel Oval ) of Poultry in Kendal, 2017</i> .....  | 179 |
| 5.4.11 | Produksi Susu Sapi dan Telur Unggas di Kabupaten Kendal, 2017<br><i>Cow Milk Production and Eggs in Kendal, 2017</i> .....  | 180 |
| 5.5.1  | Jumlah Kelompok Perikanan Tangkap, Perikanan Budidaya, Pengolah dan Pemasaran Menurut Kecamatan di Kabupaten Kendal, 2017<br><i>Number of Fish Capture Joint Bussiness Group by Subdistrict and Subsector in Kendal Regency, 2017</i> ..... | 182 |
| 5.5.2  | Produksi Perikanan Tangkap Menurut Kecamatan dan Subsektor di Kabupaten Kendal (ton), 2017<br><i>Production of Fish Capture by Subdistrict and Subsector in Kendal Regency (ton), 2017</i> .....  | 183 |
| 5.5.3  | Volume Produksi dan Nilai Transaksi Lelang Menurut Tempat Pelelangan Ikan, 2017<br><i>Number of Production and Value of Transaction Auction by Fish Auction Site in Kendal, 2017</i> .....  | 184 |
| 5.5.4  | Luas, Produksi, dan Nilai Produksi Perairan Umum Menurut Kecamatan, 2017<br><i>Area, Production, and Its Value of Public Territorial in Kendal by Subdistrict, 2017</i> .....   | 186 |
| 5.5.5  | Produksi Perikanan Budidaya Menurut Kecamatan dan Subsektor di Kabupaten Kendal (ton), 2017<br><i>Production of Fisheries Cultivation by Subdistrict and Subsector in Kendal Regency (ton), 2017</i> .....                                  | 187 |
| 5.5.6  | Produksi dan Nilai Produksi Ikan Air Payau (Tambak) Menurut Bulan, 2017<br><i>Number of Production and Its Value of Brackish Fish Every Month, 2017</i> .....   | 188 |

|       |  |     |
|-------|--|-----|
| 5.5.7 | Produksi dan Nilai Produksi Ikan Air Tawar (Kolam) Menurut Kecamatan, 2017<br>Number of Production and Its Value of Freshwater Fish by Subdistrict, 2017 .....                                     | 191 |
| 5.5.8 | Jumlah Perahu/Kapal Menurut Tempat Pelelangan Ikan dan Jenis Kapal di Kabupaten Kendal, 2017<br><i>Number of Fishing Boats by Fish Auction Site and Type of Boat in Kendal Regency, 2017</i> ..... | 194 |
| 5.6.1 | Luas Kawasan Hutan dan Perairan Menurut Kecamatan di Kabupaten Kendal (hektar), 2017<br><i>Forest and Inland Water Area by Subdistrict in Kendal Regency (hectare), 2017</i> .....                 | 195 |
| 5.6.2 | Produksi Kayu Hutan Menurut Jenis Produksi di Kabupaten Kendal (m3), 2013–2017<br><i>Timber Production by Type of Product in Kendal Regency (m3), 2013–2017</i> .....                              | 196 |
| 5.6.3 | Produksi dan Nilai Produksi Hasil Hutan Kabupaten Kendal, 2016 - 2017<br><i>Production of Forest Product and Its Value, 2016 – 2017</i> .....  | 197 |
| 5.7   | Banyaknya Alat-Alat Pertanian di Kabupaten Kendal, 2017<br><i>Number of Agricultural Machineries in Kendal, 2017</i> .....   | 199 |
| 6.    | INDUSTRI DAN ENERGI<br><i>Industry and Energy</i> .....  | 201 |
| 6.1.1 | Jumlah Tenaga Kerja Usaha/Perusahaan Manufaktur Menurut Lapangan Usaha di Kabupaten Kendal, 2017<br><i>Numbers of Manufacturing Workers/Company by Industrial Origin in Kendal, 2017</i> .....     | 204 |
| 6.1.2 | Jumlah Tenaga Kerja Usaha/Perusahaan Menurut Lapangan Usaha di Kabupaten Kendal, 2016<br><i>Numbers of Workers/Company by Industrial Origin in Kendal, 2016</i> .....                              | 206 |
| 6.2.1 | Jumlah Pelanggan Listrik, 2013–2017<br><i>Number of Registered Electricity Costumers, 2013–2017</i> .....  | 207 |
| 6.2.2 | Banyaknya Pekerja Pada Perusahaan Daerah Air Minum Kabupaten Kendal, 2017<br><i>Number of Worker at Municipal Water Corporation in Kendal, 2017</i> .....  | 208 |
| 6.2.3 | Jumlah Pelanggan dan Air yang Disalurkan Menurut Pelanggan di Kabupaten Kendal, 2017<br><i>Number of Customer and Distributed Clean Water by Type of Customers in Kendal Regency, 2017</i> .....   | 209 |
| 6.2.4 | Banyaknya Air Minum Yang Sudah Disalurkan, 2017<br><i>Water Supply in Kendal, 2017</i> .....   | 210 |
| 6.2.5 | Nilai Air Minum Yang Sudah Disalurkan, 2017<br><i>Value of Water Supply in Kendal, 2017</i> .....  | 211 |

|      |   |     |
|------|---|-----|
| 7.   | PERDAGANGAN   |     |
|      | <i>Trade</i> .....  | 213 |
| 7.1. | Penerbitan Izin Tanda Daftar Perusahaan oleh Dinas Penanaman Modal dan Pelayanan Terpadu Satu Pintu, 2017<br>Number of <i>Publishing Company Permit by The Local Office of Investment and One Door Integrated Service, 2017</i> ..... | 216 |
| 7.2  | Banyaknya Pasar Desa Kabupaten Kendal, 2017<br><i>Number of Traditional Market in Kendal, 2017</i> .....  | 217 |
| 7.3  | Banyaknya Pengadaan Pupuk Kabupaten Kendal, 2017<br><i>Supply Fertilizer in Kendal, 2017</i> .....  | 218 |
| 8.   | PARIWISATA  |     |
|      | <i>Tourism</i> .....  | 219 |
| 8.1. | Jumlah Restoran/Rumah Makan Kecamatan di Kabupaten Kendal, 2016 dan 2017<br><i>Number of Restaurant by Subdistrict in Kendal Regency, 2016 and 2017..</i>   | 223 |
| 8.2  | Jumlah Wisatawan Mancanegara dan Domestik di Kabupaten Kendal, 2013–2017<br><i>Number of International and Domestic Visitors in Kendal Regency, 2013–2017</i> .....   | 224 |
| 8.3  | Banyaknya Pengunjung dan Kendaraan Yang Parkir Di Obyek Wisata Curug Sewu, 2017<br><i>Number of Visitor and Vehicle at Curug Sewu Waterfall in Kendal, 2017 .</i>   | 225 |
| 8.4  | Pendapatan Pengunjung dan Kendaraan Yang Parkir Di Obyek Wisata Curug Sewu, 2017<br><i>Revenue of Visitor and Vehicle at Curug Sewu Waterfall in Kendal, 2017 .</i>   | 226 |
| 8.5  | Banyaknya Pengunjung dan Kendaraan Yang Parkir Di Obyek Wisata Sendang Sikucing, 2017<br><i>Number of Visitor and Vehicle at Sendang Sikucing Beach in Kendal, 2017</i> .....   | 227 |
| 8.6  | Pendapatan Pengunjung dan Kendaraan Yang Parkir Di Obyek Wisata Sendang Sikucing, 2017<br><i>Revenue of Visitor and Vehicle at Sendang Sikucing Beach in Kendal, 2017</i> .....   | 228 |
| 8.7  | Banyaknya Pengunjung dan Kendaraan Yang Parkir Di Obyek Wisata Kolam Renang Boja, 2017<br><i>Number of Visitor and Vehicle at Boja Swimming Pool in Kendal, 2017 ....</i>   | 229 |
| 8.8  | Pendapatan Pengunjung dan Kendaraan Yang Parkir Di Obyek Wisata Kolam Renang Boja, 2017<br><i>Revenue of Visitor and Vehicle at Boja Swimming Pool in Kendal, 2017 ...</i>  | 230 |
| 8.9  | Banyaknya Pengunjung dan Kendaraan Yang Parkir Di Obyek Wisata Tirta Arum Baru, 2017<br><i>Number of Visitor and Vehicle at New Tito Arum in Kendal, 2017</i> .....   | 231 |



|       |   |     |
|-------|---|-----|
| 8.10  | Pendapatan Pengunjung dan Kendaraan Yang Parkir Di Obyek Wisata Tirta Arum Baru, 2017<br><i>Revenue of Visitor and Vehicle at New Tirta Arum in Kendal, 2017</i> .....  | 232 |
| 8.11  | Banyaknya Pengunjung dan Kendaraan Yang Parkir Di Obyek Wisata Six Water Game, 2017<br><i>Number of Visitor and Vehicle at Six Water Game in Kendal, 2017</i> .....     | 233 |
| 8.12  | Pendapatan Pengunjung dan Kendaraan Yang Parkir Di Obyek Wisata Six Water Game, 2017<br><i>Revenue of Visitor and Vehicle at Six Water Game in Kendal, 2017</i> .....   | 234 |
| 9.    | TRANSPORTASI DAN KOMUNIKASI<br><i>Transportation and Communication</i> .....  | 235 |
| 9.1.1 | Banyaknya Penumpang Angkutan Umum Di Terminal Kendal, 2017<br><i>Number of Passenger at Terminals Kendal, 2017</i> .....  | 238 |
| 9.1.2 | Banyaknya Penumpang Angkutan Umum Di Terminal Weleri, 2017<br><i>Number of Passenger at Terminals Weleri, 2017</i> .....  | 239 |
| 9.1.3 | Banyaknya Penumpang Angkutan Umum Di Terminal Boja, 2017<br><i>Number of Passenger at Terminals Boja, 2017</i> .....  | 240 |
| 9.1.4 | Banyaknya Penumpang Angkutan Umum Di Terminal Sukorejo, 2017<br><i>Number of Passenger at Terminals Sukorejo, 2017</i> .....  | 241 |
| 9.1.5 | Banyak Kendaraan Yang Diuji Menurut Jenis dan Sifat di Kabupaten Kendal, 2017<br><i>Number of Vehicle Tested by DLLAJR in Kendal, 2017</i> .....                        | 242 |
| 9.1.6 | Jumlah Armada Angkutan Darat Selain Angkutan Rel, 2017<br><i>Number of Land Transportation Besides rail Transportation, 2017</i> .....                                  | 243 |
| 9.1.7 | Jumlah Muatan dan Angkutan Sungai, Danau, dan Penyeberangan, 2017<br><i>Number of Charge and River, Lake, and Crossing Transportation, 2017</i> ...                     | 244 |
| 9.1.8 | Jumlah Dokar di Wilayah Kabupaten Kendal per Kecamatan per Pangkalan, 2017<br><i>Number of Gig by Subdistrict and port in Kendal, 2017</i> .....                        | 245 |
| 9.1.9 | Jumlah Becak di Wilayah Kabupaten Kendal per Kecamatan per Pangkalan, 2017<br><i>Number of Pedicab by Subdistrict and port in Kendal, 2017</i> .....                    | 246 |
| 9.2.1 | Jumlah Kantor Pos Pembantu Menurut Kecamatan di Kabupaten Kendal, 2014–2017<br><i>Number of Auxiliary Post Office by Subdistrict in Kendal Regency, 2014–2017</i> ..... | 249 |
| 9.2.2 | Banyaknya Surat Yang Keluar dan Masuk Kantor Pos dan Giro Menurut Jenis Surat, 2017<br><i>Number of Letter In and Out at Post and Giro Office in Kendal, 2017</i> ..... | 250 |
| 9.2.3 | Banyaknya Wesel dan Nilai Uang Yang Masuk dan Keluar, 2017<br><i>Number of Money Order and Its Value in Kendal, 2017</i> .....  | 252 |

|        |   |     |
|--------|---|-----|
| 9.2.4  | Pendapatan Kantor Pos dan Giro Kabupaten Kendal, 2017<br><i>Revenue of Post and Giro Office in Kendal, 2017</i> .....   | 253 |
| 9.2.5  | Banyaknya Pensiunan dan Jumlah Uang Pensiunan Yang Dibayarkan Lewat Kantor Pos dan Giro, 2017<br><i>Number of Pension and Money Paid by Post and Giro Office in Kendal, 2017</i> .....                        | 254 |
| 9.2.6  | Lalu Lintas Dinas Giro Pos Pada Kantor Pos dan Giro Menurut Jenis Surat, 2017<br><i>Traffic of Official Demand Deposits at Post and Giro Office in Kendal, 2017</i> .....                                     | 255 |
| 9.2.7  | Nilai Transaksi Post Pay, 2017<br><i>Number of Post Pay Transaction, 2017</i> .....   | 256 |
| 9.2.8  | Banyaknya dan Nilai Transaksi Cash to Account dan Western Union, 2017<br><i>Number of Money Order and Its Value of Cash to Account and Western Union in Kendal, 2017</i> .....                                | 257 |
| 9.2.9  | Banyaknya dan Nilai Transaksi Cash to Account dan Western Union, 2017<br><i>Number of Money Order and Its Value of Cash to Account and Western Union in Kendal, 2017</i> .....                                | 258 |
| 10.    | <b>KEUANGAN DAN HARGA</b><br><i>Finance and Price</i> .....   | 259 |
| 10.1.1 | Anggaran Pemerintah Kabupaten Kendal Menurut Jenis Pendapatan (juta rupiah), 2017<br><i>Revenues and Expenditure Plan of Government of Kendal Regency by Source of Revenues (million rupiahs), 2017</i> ..... | 262 |
| 10.1.2 | Realisasi Pendapatan Pemerintah Kabupaten Kendal Menurut Jenis Pendapatan (ribu rupiah), 2017<br><i>Actual Revenues of Government of Kendal Regency by Source of Revenues (thousand rupiahs), 2017</i> .....  | 264 |
| 10.1.3 | Realisasi Belanja Pemerintah Kabupaten Kendal Menurut Jenis Belanja (ribu rupiah), 2017<br><i>Actual Expenditures of Government of Kendal Regency by Kind of Expenditures (thousand rupiahs), 2017</i> .....  | 265 |
| 10.2.1 | Banyaknya Penabung dan Besar Tabungan di Bank Jateng Cabang Kendal, 2017<br><i>Number of Debitor and Value at Jateng Bank in Kendal, 2017</i> .....   | 266 |
| 10.2.2 | Potensi Kredit Menurut Jenis SKIM di Bank Jateng Cabang Kendal, 2017<br><i>Credit Potention by SKIM at Jateng Bank in Kendal, 2017</i> .....  | 267 |
| 10.2.3 | Kredit Investasi Menurut Sektor di Bank Jateng Cabang Kendal, 2017<br><i>Investment Credit by Sector at Jateng Bank in Kendal, 2017</i> .....   | 268 |

|         |   |     |
|---------|---|-----|
| 10.2.4  | Dana Masyarakat di Bank Jateng Cabang Kendal, 2017<br><i>Public Money at Jateng Bank in Kendal, 2017</i> .....  | 269 |
| 10.2.5  | Banyaknya Nasabah dan Pinjaman di Perusda BPR Kendali Artha Kabupaten Kendal, 2017<br><i>Number of Debitor and Loan at Market Bank in Kendal, 2017</i> .....  | 270 |
| 10.2.6  | Banyaknya Tabungan, Simpanan Wajib, dan Deposito di Perusda BPR Kendali Artha Kabupaten Kendal, 2017<br><i>Number of Saving, Obligatory Saving, and Deposit at BPR Kendali Artha in Kendal, 2017</i> .....  | 271 |
| 10.2.7  | Banyaknya Penabung Britama di Bank BRI Cabang Kendal, 2017<br><i>Number of Debitor of Britama at Bank Rakyat Indonesia, 2017</i> .....  | 272 |
| 10.2.8  | Kredit Kecil Investasi dan Kredit Modal Kerja (KKI/KKM) di Bank Rakyat Indonesia Cabang Kendal, 2017<br><i>Number of Credit at Bank Rakyat Indonesia in Kendal, 2017</i> .....  | 273 |
| 10.2.9  | Kredit Kecil Investasi dan Kredit Modal Kerja (KKI/KKM) Menurut Sektor Posisi Akhir Tahun di Bank Rakyat Indonesia Cabang Kendal, 2017<br><i>Small Investmet Credit and Small Capital Credit by Sector at Bank Rakyat Indonesia in Kendal, 2017</i> ..... | 274 |
| 10.2.10 | Dana Masyarakat di Bank Rakyat Indonesia Cabang Kendal, 2017<br><i>Public Money at Bank Rakyat Indonesia in Kendal, 2017</i> .....  | 275 |
| 10.2.11 | Kredit Umum Pedesaan (Kupedes) di Bank Rakyat Indonesia Cabang Kendal, 2017<br><i>Village General Credit at Bank Rakyat Indonesia in Kendal, 2017</i> .....   | 276 |
| 10.3.1  | Jalannya Usaha Perum Pegadaian Cabang Kendal, 2017<br><i>Pawnshop Public Enterprise in Kendal, 2017</i> .....   | 277 |
| 10.3.2  | Jalannya Usaha Perum Pegadaian Unit Kaliwungu, 2017<br><i>Pawnshop Public Enterprise in Kaliwungu, 2017</i> .....   | 278 |
| 10.3.3  | Jalannya Usaha Perum Pegadaian Unit Boja, 2017<br><i>Pawnshop Public Enterprise in Boja, 2017</i> .....   | 279 |
| 10.4.1  | Jumlah Koperasi Menurut Jenis Koperasi dan Kecamatan, 2017<br><i>Number of Cooperative by Kind and Subdistrict, 2017</i> .....  | 280 |
| 10.4.2  | Banyaknya Koperasi KUD, 2017<br><i>Number of Cooperative Village, 2017</i> .....  | 281 |
| 10.4.3  | Banyaknya Koperasi Non KUD, 2017<br><i>Number of Cooperative Non Village, 2017</i> .....  | 282 |
| 10.5.1  | Realisasi Hasil Bulan Dana PMI Kabupaten Kendal, 2017<br><i>Donation Realization of Indonesian Red Cross in Kendal, 2017</i> .....  | 283 |
| 10.6.1  | Pendapatan PT KAI Menurut Jenisnya, 2014 – 2017<br><i>Revenue of PT KAI's Stations in Kendal, 2014 – 2017</i> .....   | 286 |
| 10.7.1  | Pemasukan PBB Sektor Pedesaan di Kabupaten Kendal, 2017<br><i>Realization of Land and Building Tax From Rural Sector in Kendal, 2017</i> .....  | 287 |

|        |  |     |
|--------|--|-----|
| 10.7.2 | Pemasukan PBB Sektor Perkotaan di Kabupaten Kendal, 2017<br><i>Realization of Land and Building Tax From Urban Sector in Kendal, 2017</i>  | 288 |
| 10.8.1 | Jumlah Pemohon Izin Mendirikan Bangunan, 2015 – 2017<br><i>Number Of The Applicant Building Permit in Kendal, 2015 – 2017</i> .....  | 289 |
| 10.9.1 | Realisasi Investasi di Kabupaten Kendal, 2017<br><i>Investment Realization in Kendal, 2017</i> .....   | 292 |
| 11.    | KONSUMSI DAN PENGELUARAN<br><i>Consumption and Expenditure</i> .....   | 293 |
| 11.1   | Pengeluaran Rata-rata Perkapita Sebulan Menurut Kelompok Makanan di Kabupaten Kendal (rupiah), 2017<br><i>Average Expenditure Per Capita Per Month by Food Group in Kendal (rupiahs), 2017</i> .....   | 296 |
| 11.2   | Pengeluaran Rata-rata Perkapita Sebulan Menurut Kelompok Bukan Makanan di Kabupaten Kendal (rupiah), 2017<br><i>Average Expenditure Per Capita Per Month by Non Food Group in Kendal (rupiahs), 2017</i> .....   | 297 |
| 12.    | PENDAPATAN REGIONAL<br>Regional Income .....   | 299 |
| 12.1   | Produk Domestik Regional Bruto Atas Dasar Harga Berlaku Menurut Lapangan Usaha di Kabupaten Kendal (juta rupiah), 2014–2017<br><i>Gross Regional Domestic Product at Current Market Prices by Industry in Kendal Regency (million rupiahs), 2014–2017</i> .....                                    | 302 |
| 12.2   | Produk Domestik Regional Bruto Atas Dasar Harga Konstan 2010 Menurut Lapangan Usaha di Kabupaten Kendal (juta rupiah), 2014–2017<br><i>Gross Regional Domestic Product at 2010 Constant Market Prices by Industry in Kendal Regency (million rupiahs), 2014–2017</i> .....                         | 303 |
| 12.3   | Distribusi Persentase Produk Domestik Regional Bruto Atas Dasar Harga Berlaku Menurut Lapangan Usaha di Kabupaten Kendal (persen), 2014–2017<br><i>Percentage Distribution of Gross Regional Domestic Product at Current Market Prices by Industry inKendal Regency (percent), 2014–2017</i> ..... | 304 |
| 12.4   | Laju Pertumbuhan Produk Domestik Regional Bruto Atas Dasar Harga Konstan 2010 Menurut Lapangan Usaha di Kabupaten Kendal (persen), 2014–2017<br><i>Growth Rate of Gross Regional Domestic Product at 2010 Constant Market Prices by Industry in Kendal Regency (percent), 2014–2017</i> .....      | 305 |
| 12.5   | Indeks Harga Implisit Produk Domestik Regional Bruto Menurut Lapangan Usaha di Kabupaten Kendal (2010=100), 2014–2017<br><i>Implicit Price Index of Gross Regional Domestic Product by Industry in Kendal Regency (2010=100), 2014–2017</i> .....  | 306 |

|      |   |     |
|------|---|-----|
| 12.6 | Laju Implisit Produk Domestik Regional Bruto Menurut Lapangan Usaha di Kabupaten Kendal, 2014–2017<br><i>Implicit Growth Rate of Gross Regional Domestic Product by Industry in Kendal Regency, 2014–2017</i> .....   | 307 |
| 13.  | PERBANDINGAN ANTAR KABUPATEN/KOTA<br>Regency/Municipality Comparison .....  | 309 |
| 13.1 | Jumlah Penduduk Menurut Kabupaten/Kota di Provinsi Jawa Tengah , 2015-2017<br><i>Population by Regency/Municipality in Jawa Tengah Province, 2015-2017</i> .....  | 311 |
| 13.2 | Produk Domestik Regional Bruto Atas Dasar Harga Berlaku Menurut Kabupaten/Kota di Provinsi Jawa Tengah (milyar rupiah), 2014–2017<br><i>Gross Regional Domestic Product at Current Market Prices by Regency/Municipality in Jawa Tengah Province (billion rupiahs), 2014–2017</i> .....                             | 313 |
| 13.3 | Produk Domestik Regional Bruto Atas Dasar Harga Konstan 2010 Menurut Kabupaten/Kota di Provinsi Jawa Tengah (milyar rupiah), 2014–2017<br><i>Gross Regional Domestic Product at 2010 Constant Market Prices by Regency/Municipality in Jawa Tengah Province (billion rupiahs), 2014–2017</i> .....                  | 315 |
| 13.4 | Laju Pertumbuhan Produk Domestik Regional Bruto Atas Dasar Harga Konstan 2010 Menurut Kabupaten/Kota di Provinsi Jawa Tengah (persen), 2014–2017<br><i>Growth Rate of Gross Regional Domestic Product at 2010 Constant Market Prices by Regency/Municipality in Jawa Tengah Province (percent), 2014–2017</i> ..... | 317 |
| 13.5 | Jumlah Penduduk Miskin Menurut Kabupaten/Kota di Provinsi Jawa Tengah (ribu), 2015-2017<br><i>Number of Poor People by Regency/Municipality in Jawa Tengah Province (thousand), 2015-2017</i> .....   | 319 |
| 13.6 | Persentase Penduduk Miskin Menurut Kabupaten/Kota di Provinsi Jawa Tengah, 2015-2017<br><i>Percentage of Poor People by Regency/Municipality in Jawa Tengah Province, 2015-2017</i> .....   | 321 |
| 13.7 | Indeks Pembangunan Manusia Menurut Kabupaten/Kota di Provinsi Jawa Tengah (ribu), 2014–2017<br><i>Human Development Index by Regency/Municipality in Jawa Tengah Province (thousand), 2014–2017</i> .....   | 323 |

|      |   |     |
|------|---|-----|
| 13.8 | Perkembangan Inflasi Tahun Kalender 35 Kabupaten/Kota di Provinsi Jawa Tengah Tahun 2015 – 2017<br><i>Yearly Inflation Calender of 35 Regency/ Municipality in Jawa Tengah Province, 2015–2017</i> .....  | 325 |
| 13.9 | Jumlah Penduduk Berumur 15 Tahun Keatas Menurut Kabupaten/Kota dan Jenis Kegiatan Selama Seminggu yang Lalu di Provinsi Jawa Tengah, 2017<br><i>Population Aged 15 Years and Over by Regency/Municipality and Type of Activity During The Previous Week in Jawa Tengah Province, 2017</i> ..... | 327 |

<https://kendalkab.bps.go.id>

**PENJELASAN UMUM**  
**Explanatory Notes**

Tanda-tanda, satuan-satuan dan lain-lainnya yang digunakan dalam publikasi ini, adalah sebagai berikut :

*Symbols measurement unit and other acronyms which are used in this publication are as follows :*

**TANDA-TANDA/Symbols**

|   |   |     |
|---|---|-----|
| Data belum tersedia/ <i>Data not yet available</i> .....    | : | ... |
| Data tidak tersedia/ <i>Data not available</i> .....        | : | -   |
| Data dapat diabaikan/ <i>Data negligible</i> .....          | : | 0   |
| Tanda desimal/ <i>Decimal point</i> .....                   | : | ,   |
| Angka sementara/ <i>Pleminary figures</i> .....             | : | x)  |
| Angka sangat sementara/ <i>Very Pleminary figures</i> ..... | : | xx) |
| Angka diperbaiki/ <i>Revised figures</i> .....              | : | r)  |
| Angka perkiraan/ <i>Estimated figures</i> .....             | : | e)  |

**SATUAN/Units**

|  |   |                                       |
|--|---|---------------------------------------|
| Meter (m)/ <i>metres (m)</i> .....           | : | 1.000 milimeter (mm)                  |
| Kilometer (km)/ <i>kilometers (km)</i> ..... | : | 1.000 meter (m)                       |
| Hektar (ha)/ <i>hectare (ha)</i> .....       | : | 1.000 meter persegi (m <sup>2</sup> ) |
| Kuintal (ku)/ <i>quintal (ql)</i> .....      | : | 100 kg                                |
| Ton/ <i>ton</i> .....                        | : | 1.000 kg                              |

Satuan lain : buah, butir, helai/lembar, hari, orang, ekor, pulsa, rupiah, persen (%), derajat Celcius (°C).

*Oyher units : unit, number, pieces, day, person, head, pulsa, rupiahs, percent (%), derajat Celcius (°C).*

**KAMUS**  
**Dictionary**

|          |  |   |
|----------|--|---|
| BAPPEDA  | = Badan Perencanaan Pembangunan Daerah                   | <i>Regional Planning and Building Board</i>                     |
| BPPKB    | = Badan Pemberdayaan Perempuan<br>Dan Keluarga Berencana | <i>Family Planning and Female<br/>Board Office</i>              |
| BPS      | = Badan Pusat Statistik                                  | <i>Central Board of Statistics</i>                              |
| Dipertan | = Dinas Pertanian  | <i>Food Crops Agricultural Office</i>                           |
| DPDR     | = Dewan Perwakilan Rakyat Daerah                         | <i>Regional Parliament</i>                                      |
| Hansip   | = Pertahanan Sipil                                       | <i>Civil Defense</i>  |
| IHK      | = Indeks Harga Konsumen                                  | <i>Consumer Price Indices</i>                                   |
| Kamra    | = Keamanan Rakyat  | <i>Public Secure</i>  |
| KS       | = Keluarga Sejahtera                                     | <i>Prosperous Family</i>  |
| KUD      | = Koperasi Unit Desa                                     | <i>Village Cooperative</i>                                      |
| Linmas   | = Perlindungan Masyarakat                                | <i>Public Protection</i>  |
| LKMD     | = Lembaga Ketahanan Masyarakat<br>Desa                   | <i>Villager Defense Organization</i>                            |
| Mawil    | = Markas Wilayah   | <i>Regional Office</i>  |
| P & K    | = Pendidikan dan Kebudayaan                              | <i>Education and Culture</i>                                    |
| Parpol   | = Partai Politik   | <i>Party</i>  |
| PDAM     | = Perusahaan Daerah Air Minum                            | <i>Water Supply Establishment</i>                               |
| Perda    | = Peraturan Daerah                                       | <i>Regional Regulation</i>                                      |
| PKK      | = Pendidikan Kesejahteraan Keluarga                      | <i>Family Welfare Education</i>                                 |
| Polri    | = Polisi Republik Indonesia                              | <i>Indonesian Police</i>  |
| Posyandu | = Pos Pelayanan Terpadu                                  | <i>Under Five Age Services</i>                                  |
| PT       | = Perguruan Tinggi                                       | <i>University</i>   |
| RR1      | = Radio Republik Indonesia                               | <i>Indonesian Radio</i>   |
| RSPD     | = Radio Siaran Pemerintah Daerah                         | <i>Local Government Radio</i>                                   |
| RSU      | = Rumah Sakit Umum                                       | <i>General Hospital</i>   |
| RT       | = Rukun Tetangga   | <i>Mutual Assistance Association in<br/>Castle (MAAC)</i>       |
| RW       | = Rukun Warga  | <i>Mutual Assistance Association in<br/>Neighborhood (MAAN)</i> |
| SD       | = Sekolah Dasar  | <i>Primary School</i>   |
| SMK      | = Sekolah Menengah Kejuruan                              | <i>Vocational High School</i>                                   |
| SMTA     | = Sekolah Menengah Tingkat Atas                          | <i>High School</i>  |
| SMTP     | = Sekolah Menengah Tingkat Pertama                       | <i>Junior High School</i>                                       |
| TNI      | = Tentara Nasional Indonesia                             | <i>Indonsian Armed Force</i>                                    |
| TPI      | = Tempat Pelelangan Ikan                                 | <i>Fish Auction Site</i>  |
| Wanra    | = Perlawanan Rakyat                                      | <i>Public Resistance</i>  |



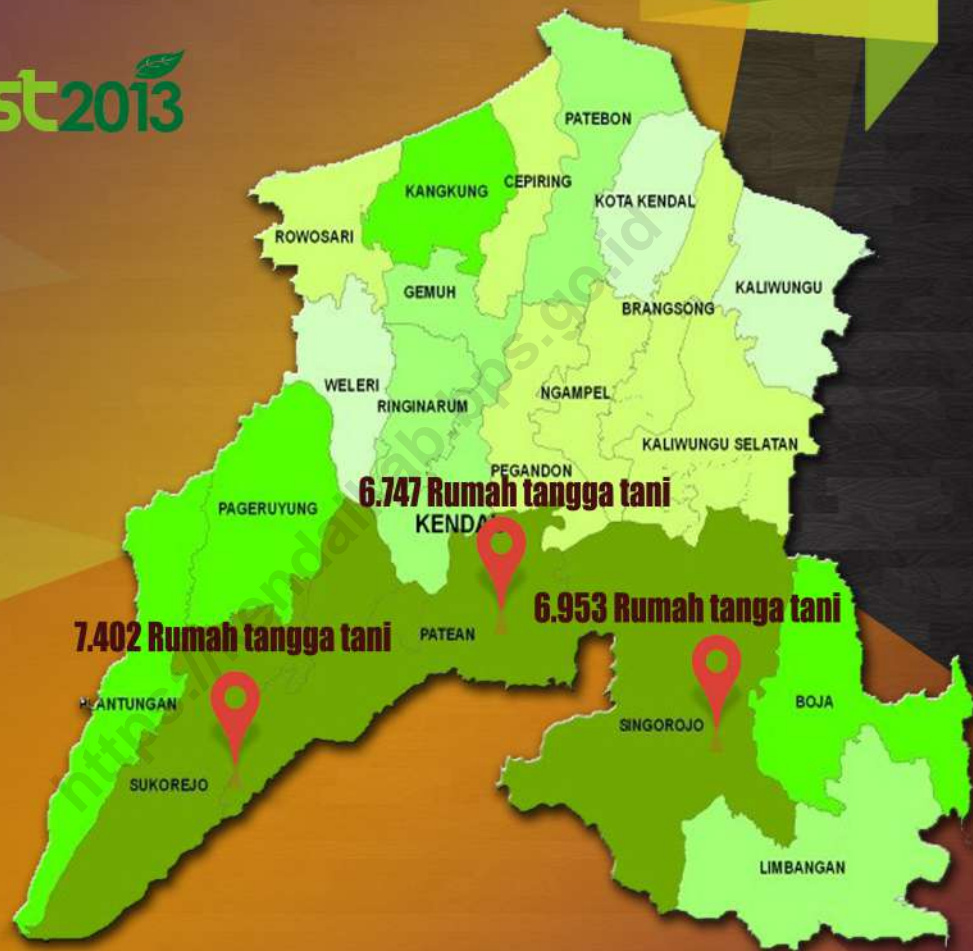
Halaman ini sengaja dikosongkan

<https://kendalkab.bps.go.id>

# Geography

## Of Kendal Regency

st2013



*In 2017, Kendal can be regarded as a district which has agricultural region. This is indicated by the amount of land used for agriculture.*

*Out of the entire land area in Kendal, is utilized for rice field 25,93 percent, 20,89 percent for dry land, 15,69 for forest, plantation of 7,85 percent, non agricultural land 23,71 percent and others amounted to 9 percent.*

### **Keadaan Geografis**

Kabupaten Kendal merupakan satu dari 35 kabupaten/kota yang berada dalam wilayah Provinsi Jawa Tengah dengan posisi geografis berkisar antara  $109^{\circ} 40' - 110^{\circ} 18'$  Bujur Timur dan  $6^{\circ} 32' - 7^{\circ} 24'$  Lintang Selatan. Wilayah Kabupaten Kendal di sebelah utara berbatasan dengan Laut Jawa. Sebelah timur berbatasan dengan kota Semarang, sebelah selatan berbatasan dengan Kabupaten Temanggung. Sedangkan sebelah barat berbatasan dengan Kabupaten Batang.

Topografi Kabupaten Kendal terbagi dalam tiga jenis yaitu : daerah pegunungan yang terletak di bagian paling selatan dengan ketinggian antara 0 sampai dengan 2.579 m dpl. Suhu berkisar antara  $25^{\circ}$  C. Kemudian daerah perbukitan berada di sebelah tengah dan dataran rendah serta pantai di sebelah utara dengan ketinggian antara 0 s/d 10 m dpl dan suhu berkisar  $27^{\circ}$  C.

### **Luas**

Kabupaten Kendal bisa dikatakan sebagai kabupaten yang mempunyai wilayah agraris. Hal ini ditunjukkan dengan besarnya luas lahan yang digunakan untuk pertanian. Dari seluruh luas lahan yang ada di Kabupaten Kendal, dipergunakan untuk tanah sawah 25,02 persen, tegalan 22,25 persen, hutan 15,69 persen, perkebunan 7,85 persen, lahan bukan pertanian 23,52 persen dan Lain-lain sebesar 5,67 persen.

### **Geographic Condition**

*Kendal is one of 35 regencies/cities in the region of Central Java province, its geographical position lies from  $109^{\circ} 40' - 110^{\circ} 18'$  east longitude and  $6^{\circ} 32' - 7^{\circ} 24'$  South Latitude. Kendal regency bordered by the Java Sea in the North. Semarang city in the east, and TemanggungRegency in the south. While Batang Regency in the west.*

*Kendal Topography is divided into three types: the mountainous area is located in the most southern area with altitude between 0 to 2,579 masl. Its temperature ranges around  $25^{\circ}$  C. Then the hilly area is located in the middle and lowland area is located in the northern area as well as the coastal are with altitude between 0 to 10 masland the temperature ranges around  $27^{\circ}$  C.*

### **Area**

*Kendal can be regarded as a district which has agricultural region. This is indicated by the amount of land used for agriculture. Out of the entire land area in Kendal, is utilized for rice field 25.02 percent, 22.25 percent for dry land, 15.69 for forest, plantation of 7.85 percent, non agricultural land 23.52 percent and others amounted to 5.67 percent.*

### Jarak Dan Ketinggian

Ketinggian suatu daerah atau wilayah dihitung berdasarkan posisinya dari permukaan laut. Kecamatan Plantungan yang termasuk dalam wilayah dataran tinggi, memiliki ketinggian 697,992 meter di atas permukaan laut (mdpl), sedangkan Kecamatan Sukorejo berada pada kisaran 524,256 mdpl. Kecamatan Weleri adalah kecamatan yang memiliki ketinggian terendah di atas permukaan laut yaitu 4.877 mdpl.

### Sungai

Sungai dengan debit air terbesar di Kabupaten Kendal tahun 2017 yaitu sungai Kali Kuto. Debit air Kali Kuto pada musim penghujan bisa mencapai 504,9 m<sup>3</sup>/dt, sedangkan pada musim kemarau debit air terbesar pun ada di Kali Kuto berkisar 100,9 m<sup>3</sup>/dt dengan panjang sungai 52 Km.

### Hari Dan Curah Hujan

Selama Tahun 2017 di 5 (lima) wilayah pencatatan Kabupaten Kendal dapat dilihat bahwa curah hujan tertinggi terjadi pada bulan April di wilayah pencatatan Boja yaitu sekitar 490 mm. Curah Hujan terendah terjadi pada bulan Agustus sekitar 0 mm untuk Kecamatan Weleri, Kaliwungu, Boja dan Sukorejo. Jumlah curah hujan pada tahun 2017 lebih rendah dibandingkan tahun 2016. Untuk tahun 2017 berkisar 2.610 mm sedangkan untuk tahun 2016 berkisar 3.194 mm.

### *Distance and Altitude*

*Altitude of an area or region is calculated based on the position above sea level. District Plantungan which included in the plateau region, has 697.992 masl of altitude. While the district Sukorejo has 524.256 masl of altitude. District Weleri is a district which has the lowest altitude as high as 4.877 masl.*

### *River*

*The river with the highest water discharge in Kendal in 2017 Kali Kuto river. Kuto River's water discharge in the rainy season could reach 504.9 m<sup>3</sup>/s, the highest water discharge among 10 other rivers in Kendal. Whereas in the dry season, Kuto river still has the highest water discharge 100.9 m<sup>3</sup>/s with the 52 km length.*

### *Day And Rainfall*

*During 2017 at five Kendal's check points can be seen that the highest rainfall occurred in April in Boja check point about 490 mm. The lowest rainfall occurred in August about 0 mm at district Weleri, Kaliwungu, Boja, and Sukorejo. The amount of rainfall in 2017 was lower than in 2016. In 2017, it was around 2,610 mm, while in 2016 was 3,194 mm.*

## 1.1 GEOGRAFI/*GEOGRAPHY*

**Tabel 1.1.1 Luas Wilayah Menurut Kecamatan di Kabupaten Kendal, 2017**  
**Table Total Area by Subdistrict in Kendal Regency, 2017**

|    | Kecamatan<br><i>Subdistrict</i> | Luas (km <sup>2</sup> )<br><i>Total Area (square.km)</i> | Persentase<br><i>Percentage</i> |
|----|---------------------------------|--|---------------------------------|
|    | (1)                             | (2)  | (3)                             |
| 1  | Plantungan                      | 48,82  | 4,87                            |
| 2  | Sukorejo                        | 76,01  | 7,59                            |
| 3  | Pageruyung                      | 51,43  | 5,13                            |
| 4  | Patean                          | 92,44  | 9,23                            |
| 5  | Singorojo                       | 119,32   | 11,91                           |
| 6  | Limbangan                       | 71,72  | 7,16                            |
| 7  | Boja                            | 64,09  | 6,40                            |
| 8  | Kaliwungu                       | 47,73  | 4,76                            |
| 9  | Kaliwungu Selatan               | 65,19  | 6,51                            |
| 10 | Brangsong                       | 34,54  | 3,45                            |
| 11 | Pegandon                        | 31,12  | 3,11                            |
| 12 | Ngampel                         | 33,88  | 3,38                            |
| 13 | Gemu                            | 38,17  | 3,81                            |
| 14 | Ringinarum                      | 23,50  | 2,35                            |
| 15 | Weleri                          | 30,28  | 3,02                            |
| 16 | Rowosari                        | 32,64  | 3,26                            |
| 17 | Kangkung                        | 38,98  | 3,89                            |
| 18 | Cepiring                        | 30,08  | 3,00                            |
| 19 | Patebon                         | 44,30  | 4,42                            |
| 20 | Kota Kendal                     | 27,49  | 2,74                            |
|    | <b>Kendal</b>                   | <b>1 001,73</b>  | <b>100,00</b>                   |

Sumber: Dinas Pemberdayaan Masyarakat Desa  
 Source: Rural Community Empowerment Office

**Tabel** 1.1.2 Luas Penggunaan Tanah di Kabupaten Kendal, 2017  
**Table** Land Area in Kendal, 2017

|   | <b>Rincian<br/>Specification</b>                    | <b>Luas (km<sup>2</sup>)<br/>Area (square.km)</b> | <b>Persentase<br/>Percentage</b> |
|---|---|---|----------------------------------|
|   | (1)   | (2)   | (3)                              |
| 1 | Tanah Sawah/ <i>Wet Land</i>                        | 250,79  | 25,02                            |
| 2 | Tanah Tegalan/ <i>Arable Upland</i>                 | 222,99  | 22,25                            |
| 3 | Hutan/ <i>Forest</i>                                | 157,21  | 15,69                            |
| 4 | Perkebunan/ <i>Estates</i>                          | 78,65   | 7,85                             |
| 5 | Lahan Bukan Pertanian/ <i>Non Agricultural Land</i> | 235,75  | 23,52                            |
| 6 | Lain-Lain/ <i>Others</i>                            | 56,85   | 5,67                             |
|   | <b>Kendal</b>                                       | <b>1 002,23</b>                                   | <b>100,00</b>                    |

Sumber: Dinas Pertanian dan Pangan

Source: Food and Agricultural Department

## Luas Tanah Sawah Menurut Jenis Pengairannya di Kabupaten

Tabel 1.1.3 Kendal, 2017

Table Wet Land Area by Kind of Irrigation in Kendal, 2017

| Kecamatan<br>Subdistrict | Irigasi<br>Irrigation<br>(ha) | Tadah Hujan<br>Diusahakan<br>Reservation<br>(ha) | Rawa<br>Pasang<br>Surut<br>(ha) | Rawa Lebak<br>(ha) | Jumlah<br>Total<br>(ha) |
|--------------------------|-------------------------------|--|---------------------------------|--------------------|-------------------------|
| (1)                      | (2)                           | (3)  | (4)                             | (5)                | (6)                     |
| 1 Plantungan             | 1 147,7                       | -  | -                               | -                  | 1 147,7                 |
| 2 Sukorejo               | 1 084,0                       | 5,0  | -                               | -                  | 1 089,0                 |
| 3 Pageruyung             | 1 266,9                       | -  | -                               | -                  | 1 266,9                 |
| 4 Patean                 | 1 414,0                       | -  | -                               | -                  | 1 414,0                 |
| 5 Singorojo              | 487,0                         | 489,0  | -                               | -                  | 976,0                   |
| 6 Limbangan              | 1 030,0                       | 8,0  | -                               | -                  | 1 038,0                 |
| 7 Boja                   | 1 884,0                       | 118,0  | -                               | -                  | 2 002,0                 |
| 8 Kaliwungu              | 749,0                         | -  | -                               | -                  | 749,0                   |
| 9 Kaliwungu Selatan      | 377,0                         | 164,0  | -                               | -                  | 541,0                   |
| 10 Brangsong             | 1 346,6                       | 6,0  | -                               | -                  | 1 352,6                 |
| 11 Pegandon              | 833,0                         | -  | -                               | -                  | 833,0                   |
| 12 Ngampel               | 1 175,3                       | -  | -                               | -                  | 1 175,3                 |
| 13 Gemuh                 | 1 447,0                       | -  | -                               | -                  | 1 447,0                 |
| 14 Ringinarum            | 1 049,0                       | -  | -                               | -                  | 1 049,0                 |
| 15 Weleri                | 1 044,7                       | 38,6   | -                               | -                  | 1 083,3                 |
| 16 Rowosari              | 2 030,0                       | -  | -                               | -                  | 2 030,0                 |
| 17 Kangkung              | 1 828,0                       | -  | -                               | -                  | 1 828,0                 |
| 18 Cepiring              | 1 279,0                       | -  | -                               | -                  | 1 279,0                 |
| 19 Patebon               | 1 383,0                       | -  | -                               | -                  | 1 383,0                 |
| 20 Kota Kendal           | 1 374,0                       | 21,0   | -                               | -                  | 1 395,0                 |
| <b>Kendal</b>            | <b>24 229,2</b>               | <b>849,6</b>                                     | <b>0,0</b>                      | <b>0,0</b>         | <b>25 078,8</b>         |

Sumber: Dinas Pertanian dan Pangan

Source: Food and Agricultural Department

**Tabel 1.1.4 Luas Tanah Kering Menurut Jenisnya di Kabupaten Kendal, 2017**  
**Table 1.1.4 Dry Land Area in Kendal, 2017**

|    | Kecamatan<br>Subdistrict | Tegalan                              | Ladang       | Perkebunan      | Hutan                              | Penggembalaan<br>(ha) |
|----|--------------------------|--------------------------------------|--------------|-----------------|------------------------------------|-----------------------|
|    |                          | Arable<br>Upland<br>Compound<br>(ha) | Huma<br>(ha) | Estates<br>(ha) | Rakyat<br>Public<br>Forest<br>(ha) |                       |
|    | (1)                      | (2)                                  | (3)          | (4)             | (5)                                | (6)                   |
| 1  | Plantungan               | 1 993,4                              | -            | 78,6            | -                                  | -                     |
| 2  | Sukorejo                 | 4 157,6                              | -            | 305,0           | -                                  | -                     |
| 3  | Pageruyung               | 1 680,1                              | -            | 1 172,9         | -                                  | 9,5                   |
| 4  | Patean                   | 3 198,0                              | -            | 1 662,8         | -                                  | -                     |
| 5  | Singorojo                | 3 168,0                              | -            | 3 045,0         | -                                  | -                     |
| 6  | Limbangan                | 1 374,0                              | -            | 1 141,0         | 355,0                              | -                     |
| 7  | Boja                     | 1 603,0                              | -            | 169,0           | 268,0                              | -                     |
| 8  | Kaliwungu                | 229,0                                | -            | -               | -                                  | -                     |
| 9  | Kaliwungu Selatan        | 1 365,0                              | -            | -               | -                                  | -                     |
| 10 | Brangsong                | 628,0                                | -            | -               | -                                  | -                     |
| 11 | Pegandon                 | 136,0                                | -            | -               | 87,0                               | -                     |
| 12 | Ngampel                  | 517,0                                | -            | -               | -                                  | -                     |
| 13 | Gemuh                    | 568,0                                | -            | -               | -                                  | -                     |
| 14 | Ringinarum               | 130,0                                | -            | -               | -                                  | -                     |
| 15 | Weleri                   | 107,4                                | -            | 290,3           | -                                  | -                     |
| 16 | Rowosari                 | 102,0                                | -            | -               | -                                  | -                     |
| 17 | Kangkung                 | 490,0                                | -            | -               | -                                  | -                     |
| 18 | Cepiring                 | 127,6                                | -            | -               | -                                  | -                     |
| 19 | Patebon                  | 650,0                                | -            | -               | -                                  | -                     |
| 20 | Kota Kendal              | 75,0                                 | -            | -               | -                                  | -                     |
|    | <b>Kendal</b>            | <b>22 299,1</b>                      | <b>-</b>     | <b>7 864,6</b>  | <b>710,0</b>                       | <b>9,5</b>            |

Sumber: Dinas Pertanian dan Pangan

Source: Food and Agricultural Department



**Tabel** 1.1.4 **Lanjutan**  
**Table** **Continued**

|    | Kecamatan<br><i>Subdistrict</i> | Sementara<br>Tidak<br>Diusahakan<br>(ha) | Lain-Lain<br>(ha) | Perklahan<br>Bukan<br>Pertanian<br>(ha) | Hutan<br>Negara<br>(ha) | Jumlah<br><i>Total</i><br>(ha) |
|----|---------------------------------|--|-------------------|---|-------------------------|--------------------------------|
|    | (1)                             | (2)                                      | (3)               | (4)                                     | (5)                     | (6)                            |
| 1  | Plantungan                      | -  | 22,8              | 1 014,8                                 | 624,7                   | 3 734,3                        |
| 2  | Sukorejo                        | -  | 435,0             | 621,4                                   | 993,0                   | 6 512,0                        |
| 3  | Pageruyung                      | -  | 2,8               | 813,8                                   | 197,0                   | 3 876,1                        |
| 4  | Patean                          | -  | -                 | 1 161,2                                 | 1 858,0                 | 7 880,0                        |
| 5  | Singorojo                       | -  | -                 | 2 553,0                                 | 2 190,0                 | 10 956,0                       |
| 6  | Limbangan                       | -  | -                 | 1 876,0                                 | 1 388,0                 | 6 134,0                        |
| 7  | Boja                            | -  | -                 | 2 265,0                                 | 102,0                   | 4 407,0                        |
| 8  | Kaliwungu                       | 196,0                                    | 2 169,0           | 1 143,0                                 | 287,0                   | 4 024,0                        |
| 9  | Kaliwungu Selatan               | -  | 78,0              | 894,0                                   | 3 641,0                 | 5 978,0                        |
| 10 | Brangsong                       | -  | 299,5             | 1 009,9                                 | 164,0                   | 2 101,4                        |
| 11 | Pegandon                        | -  | -                 | 810,0                                   | 1 137,0                 | 2 170,0                        |
| 12 | Ngampel                         | -  | -                 | 818,7                                   | 986,0                   | 2 321,7                        |
| 13 | Gemuh                           | -  | -                 | 547,0                                   | 1 251,0                 | 2 366,0                        |
| 14 | Ringinarum                      | -  | -                 | 708,0                                   | 467,0                   | 1 305,0                        |
| 15 | Weleri                          | -  | 3,3               | 1 108,7                                 | 435,0                   | 1 944,7                        |
| 16 | Rowosari                        | -  | 73,0              | 1 059,0                                 | -                       | 1 234,0                        |
| 17 | Kangkung                        | -  | 242,0             | 1 338,0                                 | -                       | 2 070,0                        |
| 18 | Cepiring                        | -  | 180,0             | 1 421,4                                 | -                       | 1 729,0                        |
| 19 | Patebon                         | -  | 861,0             | 1 536,0                                 | -                       | 3 047,0                        |
| 20 | Kota Kendal                     | -  | 402,6             | 876,4                                   | -                       | 1 354,0                        |
|    | <b>Kendal</b>                   | <b>196,0</b>                             | <b>4 769,0</b>    | <b>23 575,3</b>                         | <b>15 720,7</b>         | <b>75 144,2</b>                |

Sumber: Dinas Pertanian dan Pangan

Source: Food and Agricultural Department

**Tabel**  
**Table** 1.1.5

**Tinggi Wilayah di Atas Permukaan Laut (DPL) Menurut Kecamatan di Kabupaten Kendal, 2017**  
**Height Above Mean Sea Level (AMSL) by Subdistrict in Kendal Regency, 2017**

|    | <b>Kecamatan</b><br><b>Subdistrict</b> | <b>Ibukota Kecamatan</b><br><b>Capital of Subdistrict</b> | <b>Tinggi/Height (meter)</b> |
|----|--|---|------------------------------|
|    | (1)                                    | (2)   | (3)                          |
| 1  | Plantungan                             | n.a   | 697,992                      |
| 2  | Sukorejo                               | n.a   | 524,256                      |
| 3  | Pageruyung                             | n.a   | 413,004                      |
| 4  | Patean                                 | n.a   | 394,411                      |
| 5  | Singorojo                              | n.a   | 219,151                      |
| 6  | Limbangan                              | n.a   | 591,617                      |
| 7  | Boja                                   | n.a   | 289,560                      |
| 8  | Kaliwungu                              | n.a   | 22,555                       |
| 9  | Kaliwungu Selatan                      | n.a   | 85,344                       |
| 10 | Brangsong                              | n.a   | 7,010                        |
| 11 | Pegandon                               | n.a   | 17,069                       |
| 12 | Ngampel                                | n.a   | 13,106                       |
| 13 | Gemuh                                  | n.a   | 12,192                       |
| 14 | Ringinarum                             | n.a   | 21,336                       |
| 15 | Weleri                                 | n.a   | 4,877                        |
| 16 | Rowosari                               | n.a   | 8,230                        |
| 17 | Kangkung                               | n.a   | 7,925                        |
| 18 | Cepiring                               | n.a   | 10,668                       |
| 19 | Patebon                                | n.a   | 10,973                       |
| 20 | Kota Kendal                            | n.a   | 7,925                        |

Sumber: Dinas Pekerjaan Umum  
Source: Public Work Office

**Tabel 1.1.6** Jarak dari Ibukota Kecamatan ke Ibukota Kabupaten di Kabupaten Kendal (km), 2017  
**Table 1.1.6** *Distance between Subdistrict Capital and Regency Capital in Kendal Regency (km), 2017*

|    | <b>Kecamatan<br/>Subdistrict</b> | <b>Ibukota Kecamatan<br/>Capital of Subdistrict</b> | <b>Jarak ke Ibukota Kabupaten<br/>Distance to Regency Capital</b> |
|----|----------------------------------|---|---|
|    | (1)                              | (2)   | (3)   |
| 1  | Plantungan                       | 0,00  | 47,00   |
| 2  | Sukorejo                         | 0,00  | 40,10   |
| 3  | Pageruyung                       | 0,00  | 33,90   |
| 4  | Patean                           | 0,00  | 45,10   |
| 5  | Singorojo                        | 0,00  | 34,80   |
| 6  | Limbangan                        | 0,00  | 33,40   |
| 7  | Boja                             | 0,00  | 27,00   |
| 8  | Kaliwungu                        | 0,00  | 6,20  |
| 9  | Kaliwungu Selatan                | 0,00  | 9,50  |
| 10 | Brangsong                        | 0,00  | 4,20  |
| 11 | Pegandon                         | 0,00  | 10,00   |
| 12 | Ngampel                          | 0,00  | 7,00  |
| 13 | Gemuh                            | 0,00  | 9,80  |
| 14 | Ringinarum                       | 0,00  | 17,30   |
| 15 | Weleri                           | 0,00  | 19,60   |
| 16 | Rowosari                         | 0,00  | 22,90   |
| 17 | Kangkung                         | 0,00  | 10,40   |
| 18 | Cepiring                         | 0,00  | 7,60  |
| 19 | Patebon                          | 0,00  | 4,80  |
| 20 | Kota Kendal                      | 0,00  | 0,00  |

Sumber: Dinas Pekerjaan Umum

Source: Public Work Office

## Panjang Sungai Serta Banyaknya Debit Air di Kabupaten

Tabel 1.1.7 Kendal, 2017

Table Length and Volume of River in Kendal, 2017

| Nama Sungai<br><i>Name of River</i> | Panjang Sungai<br>Length of River<br>(km) | Debit Air/ Volume                                  |  |
|-------------------------------------|---|--|--|
|                                     |   | Musim Panas<br>Dry Season<br>(m <sup>3</sup> /det) | Musim Hujan<br>Rainy Season<br>(m <sup>3</sup> /det) |
| (1)                                 | (2)                                       | (3)  | (4)  |
| Kali Aji/ Slembang                  | 20,0                                      | 41,9   | 209,6  |
| Kali Waridin                        | 12,5                                      | 40,6   | 203,0  |
| Kali Glodog                         | 5,7                                       | 37,9   | 189,7  |
| Kali Blorong                        | 51,0                                      | 99,7   | 498,7  |
| Kali Kendal                         | 9,5                                       | 43,2   | 215,9  |
| Kali Buntu                          | 10,0                                      | 48,6   | 243,3  |
| Kali Bodri                          | 87,0                                      | 43,0   | 215,0  |
| Kali Blukar                         | 57,0                                      | 96,8   | 484,0  |
| Kali Bulanan/Pening                 | 48,0                                      | 21,5   | 117,6  |
| Kali Kuto                           | 52,0                                      | 100,9  | 504,9  |

Sumber: Dinas Pekerjaan Umum

Source: Public Work Office

## 1.2 IKLIM/*CLIMATE*

### Banyaknya Hari Hujan di 5 (Lima) Tempat Pencatatan Kabupaten

**Tabel 1.2.1** Kendal, 2015 - 2017

**Table** *Number of Rainday at 5 (Five) Stations in Kendal, 2015 - 2017*

| Bulan<br><i>Month</i>       | Kendal    |            |            | Weleri    |            |            | Kaliwungu |            |            |
|-----------------------------|-----------|------------|------------|-----------|------------|------------|-----------|------------|------------|
|                             | 2015      | 2016       | 2017       | 2015      | 2016       | 2017       | 2015      | 2016       | 2017       |
| (1)                         | (2)       | (3)        | (4)        | (5)       | (6)        | (7)        | (8)       | (9)        | (10)       |
| Januari/ <i>January</i>     | 16        | 11         | 15         | 17        | 11         | 17         | 13        | 13         | 16         |
| Februari/ <i>February</i>   | 8         | 13         | 18         | 10        | 19         | 20         | 6         | 15         | 17         |
| Maret/ <i>March</i>         | 10        | 6          | 10         | 16        | 11         | 11         | 11        | 6          | 8          |
| April/ <i>April</i>         | 10        | 11         | 9          | 10        | 9          | 11         | 7         | 12         | 5          |
| Mei/ <i>May</i>             | 6         | 12         | 3          | 8         | 12         | 7          | 4         | 10         | 6          |
| Juni/ <i>June</i>           | 5         | 8          | 6          | 3         | 11         | 7          | 3         | 7          | 8          |
| Juli/ <i>July</i>           | 3         | 9          | 4          | -         | 12         | 5          | 1         | 11         | 4          |
| Agustus/ <i>August</i>      | -         | 7          | 1          | 2         | 9          | -          | -         | 9          | -          |
| September/ <i>September</i> | -         | 12         | 4          | -         | 7          | 2          | -         | 15         | 3          |
| Oktober/ <i>October</i>     | -         | 11         | 11         | 2         | 11         | 8          | 1         | 13         | 13         |
| November/ <i>November</i>   | 12        | 13         | 16         | 10        | 13         | 15         | 8         | 14         | 16         |
| Desember/ <i>December</i>   | 14        | 12         | 12         | 14        | 16         | 15         | 13        | 16         | 12         |
| <b>Jumlah/<i>Total</i></b>  | <b>84</b> | <b>125</b> | <b>109</b> | <b>92</b> | <b>141</b> | <b>118</b> | <b>67</b> | <b>141</b> | <b>108</b> |

Sumber: Dinas Pertanian dan Pangan

Source: *Food Crops Agriculture Office*

GEOGRAPHY AND CLIMATE

**Tabel** 1.2.1 Lanjutan  
**Table** 1.2.1 *Continued*

| Bulan<br>Month      | Boja       |            |            | Sukorejo   |            |            | Rata-rata<br>Average |            |            |
|---------------------|------------|------------|------------|------------|------------|------------|----------------------|------------|------------|
|                     | 2015       | 2016       | 2017       | 2015       | 2016       | 2017       | 2015                 | 2016       | 2017       |
| (1)                 | (2)        | (3)        | (4)        | (5)        | (6)        | (7)        | (8)                  | (9)        | (10)       |
| Januari/January     | 22         | 22         | 22         | 17         | 15         | 23         | 17                   | 14         | 19         |
| Februari/February   | 19         | 25         | 24         | 17         | 24         | 22         | 12                   | 19         | 20         |
| Maret/March         | 19         | 21         | 20         | 16         | 14         | 20         | 14                   | 12         | 14         |
| April/April         | 16         | 21         | 19         | 22         | 20         | 17         | 13                   | 15         | 12         |
| Mei/May             | 10         | 17         | 14         | 10         | 11         | 11         | 8                    | 12         | 8          |
| Juni/June           | 1          | 16         | 12         | 1          | 11         | 7          | 3                    | 11         | 8          |
| Juli/July           | 1          | 12         | 4          | -          | 13         | 5          | 1                    | 11         | 4          |
| Agustus/August      | -          | 11         | -          | -          | 6          | -          | 0                    | 8          | 0          |
| September/September | -          | 18         | 4          | 1          | 15         | 8          | 0                    | 13         | 4          |
| Oktober/October     | 1          | 16         | 13         | -          | 16         | 11         | 1                    | 13         | 11         |
| November/November   | 14         | 20         | 23         | 11         | 13         | 24         | 11                   | 15         | 19         |
| Desember/December   | 22         | 24         | 26         | 21         | 18         | 21         | 17                   | 17         | 17         |
| <b>Jumlah/Total</b> | <b>125</b> | <b>223</b> | <b>181</b> | <b>116</b> | <b>176</b> | <b>169</b> | <b>97</b>            | <b>161</b> | <b>137</b> |

Sumber: Dinas Pertanian dan Pangan

Source: Food Crops Agriculture Office

## Banyaknya Curah Hujan di 5 (Lima) Tempat Pencatatan Kabupaten

Tabel 1.2.2 Kendal, 2015 - 2017

Table Number of Rainfall at 5 (Five) Stations in Kendal, 2015 - 2017

| Bulan<br>Month      | Kendal       |              |              | Weleri       |              |              | Kaliwungu    |              |              |
|---------------------|--------------|--------------|--------------|--------------|--------------|--------------|--------------|--------------|--------------|
|                     | 2015<br>(mm) | 2016<br>(mm) | 2017<br>(mm) | 2015<br>(mm) | 2016<br>(mm) | 2017<br>(mm) | 2015<br>(mm) | 2016<br>(mm) | 2017<br>(mm) |
| (1)                 | (2)          | (3)          | (4)          | (5)          | (6)          | (7)          | (8)          | (9)          | (10)         |
| Januari/January     | 429          | 183          | 289          | 463          | 234          | 334          | 232          | 217          | 308          |
| Februari/February   | 232          | 343          | 391          | 317          | 312          | 399          | 176          | 215          | 398          |
| Maret/March         | 192          | 153          | 168          | 177          | 103          | 98           | 196          | 87           | 120          |
| April/April         | 187          | 239          | 91           | 115          | 134          | 55           | 94           | 177          | 90           |
| Mei/May             | 100          | 171          | 29           | 74           | 240          | 139          | 77           | 202          | 44           |
| Juni/June           | 68           | 266          | 158          | 27           | 228          | 136          | 55           | 192          | 172          |
| Juli/July           | 41           | 177          | 65           | -            | 324          | 103          | 31           | 210          | 66           |
| Agustus/August      | -            | 78           | 5            | 18           | 122          | -            | -            | 93           | -            |
| September/September | -            | 387          | 21           | -            | 264          | 45           | -            | 278          | 39           |
| Oktober/October     | -            | 230          | 177          | -            | 147          | 111          | 8            | 160          | 316          |
| November/November   | 121          | 231          | 257          | 191          | 327          | 161          | 85           | 223          | 297          |
| Desember/December   | 236          | 188          | 242          | 182          | 184          | 350          | 252          | 172          | 162          |
| <b>Jumlah/Total</b> | <b>1 606</b> | <b>2 646</b> | <b>1 893</b> | <b>1 564</b> | <b>2 619</b> | <b>1 931</b> | <b>1 206</b> | <b>2 226</b> | <b>2 012</b> |

Sumber: Dinas Pertanian dan Pangan

Source: Food Crops Agriculture Office

GEOGRAPHY AND CLIMATE

**Tabel** 1.2.2 Lanjutan  
**Table** 1.2.2 *Continued*

| Bulan<br>Month      | Boja         |              |              | Sukorejo     |              |              | Rata-rata<br>Average |              |              |
|---------------------|--------------|--------------|--------------|--------------|--------------|--------------|----------------------|--------------|--------------|
|                     | 2015<br>(mm) | 2016<br>(mm) | 2017<br>(mm) | 2015<br>(mm) | 2016<br>(mm) | 2017<br>(mm) | 2015<br>(mm)         | 2016<br>(mm) | 2017<br>(mm) |
| (1)                 | (2)          | (3)          | (4)          | (5)          | (6)          | (7)          | (8)                  | (9)          | (10)         |
| Januari/January     | 505          | 296          | 447          | 340          | 451          | 494          | 394                  | 276          | 374          |
| Februari/February   | 580          | 599          | 350          | 335          | 538          | 524          | 328                  | 401          | 412          |
| Maret/March         | 379          | 397          | 474          | 265          | 225          | 317          | 242                  | 193          | 235          |
| April/April         | 383          | 384          | 490          | 464          | 561          | 187          | 249                  | 299          | 183          |
| Mei/May             | 183          | 321          | 294          | 153          | 311          | 266          | 117                  | 249          | 154          |
| Juni/June           | 5            | 326          | 225          | 3            | 288          | 212          | 32                   | 260          | 181          |
| Juli/July           | 3            | 322          | 57           | -            | 283          | 27           | 15                   | 263          | 64           |
| Agustus/August      | -            | 123          | -            | -            | 35           | -            | 4                    | 90           | 1            |
| September/September | -            | 410          | 64           | 2            | 257          | 87           | -                    | 319          | 51           |
| Oktober/October     | 25           | 315          | 336          | -            | 429          | 225          | 7                    | 256          | 233          |
| November/November   | 201          | 356          | 736          | 206          | 380          | 640          | 161                  | 303          | 418          |
| Desember/December   | 300          | 510          | 413          | 191          | 370          | 349          | 232                  | 285          | 303          |
| <b>Jumlah/Total</b> | <b>2 564</b> | <b>4 359</b> | <b>3 886</b> | <b>1 959</b> | <b>4 128</b> | <b>3 328</b> | <b>1 780</b>         | <b>3 196</b> | <b>2 610</b> |

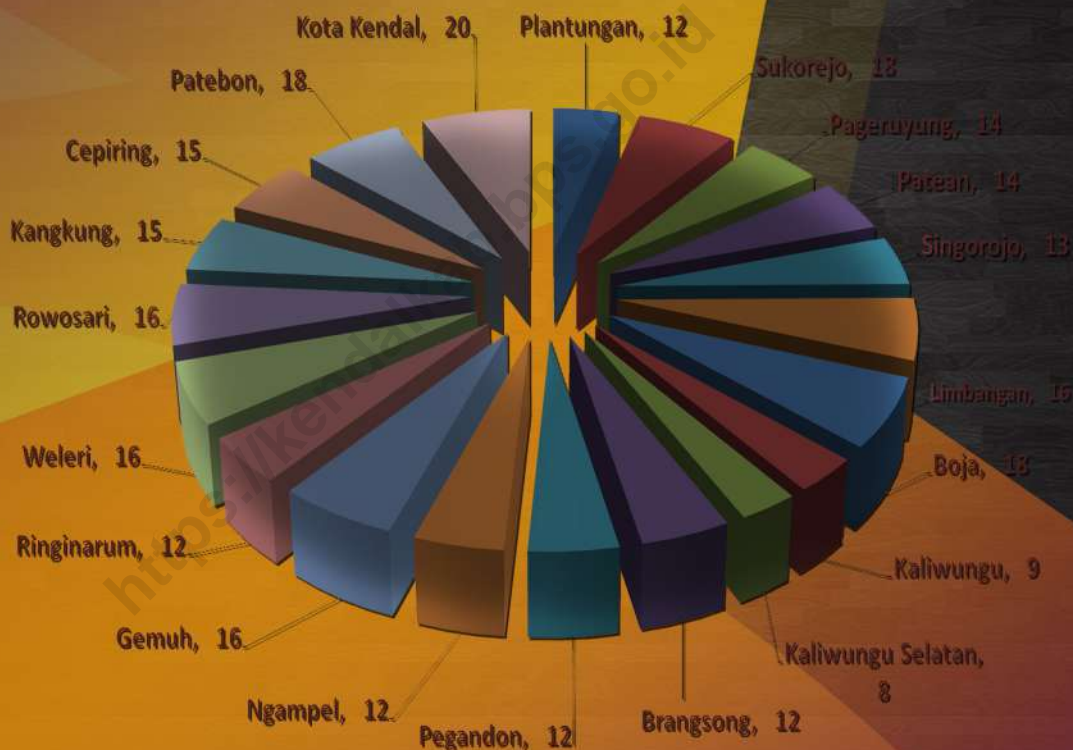
Sumber: Dinas Pertanian dan Pangan

Source: Food Crops Agriculture Office



# Government Of Kendal Regency

## Number of Villages / Villages by District in Kendal, 2017



*Under Regulation No. 05 In 2006, the number of districts in Kendal increased to 20 districts.*

*One additional districts namely District of South Kaliwungu is a division of the District of Kaliwungu.*

*The total number of villages/ wards was 286 hamlet consisting of 1,140, 1,490 and 6,351 RT RW*

### **Wilayah Administrasi**

Berdasarkan Perda No. 05 tahun 2006, jumlah kecamatan di Kabupaten Kendal bertambah menjadi 20 kecamatan. Satu kecamatan tambahan yaitu Kecamatan Kaliwungu Selatan merupakan pemekaran dari wilayah Kecamatan Kaliwungu. Jumlah seluruh desa/kelurahan adalah 286 yang terdiri dari 1.139 dukuh, 1.461 RW dan 6.351 RT.

### **Pemilu Dan Legislatif**

Jumlah parpol peserta Pemilu Tahun 2014 di Kabupaten Kendal sebanyak 12 parpol. Produk hukum yang dikeluarkan oleh DPRD Kabupaten Kendal selama tahun 2017 sebanyak 40 Keputusan DPRD.

### **Pertanahan**

Banyaknya sertifikat tanah yang dikeluarkan pada tahun 2017 sebanyak 40.957. Dari jumlah tersebut yang terbanyak merupakan hak milik sebanyak 29.004.

### **Kegiatan PKK**

Peran penting perempuan dalam berbagai aspek pembangunan telah disadari sejak lama, serta mempunyai peran ganda. Implikasi peran ganda perempuan menjadi penting sehubungan dengan isu-isu pemberdayaan, keadilan sosial dan kesamaan mengingat adanya tiga peran yaitu reproduktif, produktif dan kemasyarakatan.

### **Administrative Region**

*Under Regulation No. 05 In 2006, the number of districts in Kendal increased to 20 districts. One additional districts namely District of South Kaliwungu is a division of the District of Kaliwungu. The total number of villages/ wards was 286 hamlet consisting of 1,140, 1,490 and 6,351 RT RW.*

### **Legislative Elections**

*Number of parties participating in the election 2014 in Kendal Regency as many as 12 political parties. Legal products issued by Parliament Kendal during 2017 there were as many as 40 Committee Decision.*

### **Land**

*The number of land titles issued in 2017 as many as 40.957. The largest land titles issued is a proprietary, which consist of 29,004 land titles.*

### **PKK activities**

*The important role of women in various aspects of development has been recognized since long, and has a dual role. Implications of the dual role of women to be important in relation to issues of empowerment, social justice and equality in view of the three roles, namely reproductive, productive and community.*

## GOVERNMENT

### 2.1 WILAYAH ADMINISTRATIF/ADMINISTRATIVE AREA

**Tabel 2.1.1 2017**  
**Table Number of Villages / Villages by District in Kendal, 2017**

| Kecamatan<br>Subdistrict | Desa/Village | Kelurahan/Village |
|--------------------------|--------------|-------------------|
| (1)                      | (2)          | (3)               |
| 1 Plantungan             | 12           | -                 |
| 2 Sukorejo               | 18           | -                 |
| 3 Pageruyung             | 14           | -                 |
| 4 Patean                 | 14           | -                 |
| 5 Singorojo              | 13           | -                 |
| 6 Limbangan              | 16           | -                 |
| 7 Boja                   | 18           | -                 |
| 8 Kaliwungu              | 9            | -                 |
| 9 Kaliwungu Selatan      | 8            | -                 |
| 10 Brangsong             | 12           | -                 |
| 11 Pegandon              | 12           | -                 |
| 12 Ngampel               | 12           | -                 |
| 13 Gemuh                 | 16           | -                 |
| 14 Ringinarum            | 12           | -                 |
| 15 Weleri                | 16           | -                 |
| 16 Rowosari              | 16           | -                 |
| 17 Kangkung              | 15           | -                 |
| 18 Cepiring              | 15           | -                 |
| 19 Patebon               | 18           | -                 |
| 20 Kota Kendal           | -            | 20                |
| <b>Jumlah/Total</b>      | <b>266</b>   | <b>20</b>         |

Sumber: Dinas Pemberdayaan Masyarakat Desa

Source: Rural Community Empowerment Office

## 2.2 DEWAN PERWAKILAN RAKYAT DAERAH THE REGIONAL HOUSE OF REPRESENTATIVE

Jumlah Anggota Dewan Perwakilan Rakyat Daerah Menurut Partai Politik dan Jenis Kelamin di Kabupaten Kendal, 2017

**Tabel**  
**Table 2.2.1** *Number of Members of The Regional House of Representatives by Political Parties and Sex in Kendal Regency, 2017*

| Partai Politik<br><i>Political Parties</i>         | Jenis Kelamin/Sex        |                            |                        |
|--|--------------------------|----------------------------|------------------------|
|  | Laki-Laki<br><i>Male</i> | Perempuan<br><i>Female</i> | Jumlah<br><i>Total</i> |
| (1)  | (2)                      | (3)                        | (4)                    |
| 1. Partai Nasional Demokrat (Nasdem)               | 1                        | -                          | 1                      |
| 2. Partai Kebangkitan Bangsa (PKB)                 | 4                        | 2                          | 6                      |
| 3. Partai Keadilan Sejahtera (PKS)                 | 4                        | -                          | 4                      |
| 4. Partai Demokrasi Indonesia Perjuangan (PDIP)    | 7                        | 1                          | 8                      |
| 5. Partai Golongan Rakyat (GOLKAR)                 | 3                        | 1                          | 4                      |
| 6. Partai Gerakan Indonesia Raya (GERINDRA)        | 3                        | 1                          | 4                      |
| 7. Partai Demokrat                                 | 2                        | 1                          | 3                      |
| 8. Partai Amanat Nasional (PAN)                    | 4                        | 3                          | 7                      |
| 9. Partai Persatuan Pembangunan (PPP)              | 5                        | -                          | 5                      |
| 10. Partai Hati Nurani Rakyat (HANURA)             | 1                        | 1                          | 2                      |
| 11. Partai Bulan Bintang (PBB)                     | -                        | -                          | 0                      |
| 12. Partai Keadilan dan Persatuan Indonesia (PKPI) | -                        | -                          | 0                      |
| <b>Jumlah/Total</b>                                | <b>34</b>                | <b>10</b>                  | <b>44</b>              |

Sumber: Sekretariat DPRD Kabupaten Kendal

Source: *Regional Parliament Secretariat*

GOVERNMENT

**Tabel 2.2.2** Banyaknya Keputusan DPRD Kabupaten Kendal, 2017  
**Table** *Number of Regional Parliament Decision in Kendal, 2017*

| Bulan<br>Month       | Perda<br><i>Regional<br/>Regulation</i> | Kep. DPRD<br><i>Regional<br/>Parliament<br/>Decision</i> | Pernyataan<br><i>Declaration</i> | Kep.<br>Banmus<br><i>Committee<br/>Decision</i> | Panitia<br>Anggaran<br><i>Budgeting<br/>Committee</i> |
|----------------------|---|--|----------------------------------|---|---|
| (1)                  | (2)                                     | (3)  | (4)                              | (5)   | (6)   |
| Januari              | -                                       | 3  | -                                | -   | -   |
| Februari             | -                                       | -  | -                                | -   | -   |
| Maret                | -                                       | -  | -                                | -   | -   |
| April                | -                                       | 7  | -                                | -   | -   |
| Mei                  | -                                       | -  | -                                | -   | -   |
| Juni                 | -                                       | -  | -                                | -   | -   |
| Juli                 | -                                       | -  | -                                | -   | -   |
| Agustus              | -                                       | 4  | -                                | -   | -   |
| September            | -                                       | 6  | -                                | -   | -   |
| Oktober              | -                                       | 8  | -                                | -   | -   |
| Nopember             | -                                       | -  | -                                | -   | -   |
| Desember             | -                                       | 12   | -                                | -   | -   |
| <b>Jumlah/ Total</b> | <b>0</b>                                | <b>40</b>  | <b>0</b>                         | <b>0</b>  | <b>0</b>  |

Sumber: Sekretariat DPRD Kabupaten Kendal

Source: *Regional Parliament Secretariat*

**Tabel 2.2.3 Banyaknya Sidang-Sidang DPRD Kabupaten Kendal, 2017**  
**Table Number of Regional Parliament Convention in Kendal, 2017**

| Jenis Sidang<br><i>Kind of Convention</i> | Bulan/Month |           |           |           |           |           |           |           |           |           |            |           |
|---|-------------|-----------|-----------|-----------|-----------|-----------|-----------|-----------|-----------|-----------|------------|-----------|
|   | 1           | 2         | 3         | 4         | 5         | 6         | 7         | 8         | 9         | 10        | 11         | 12        |
| (1)                                       | (2)         | (3)       | (4)       | (5)       | (6)       | (7)       | (8)       | (9)       | (10)      | (11)      | (12)       | (13)      |
| 1 Paripurna                               | 4           | -         | 2         | 2         | -         | 5         | 3         | 5         | 5         | 2         | 1          | 1         |
| 2 Komisi A                                | 13          | 18        | 11        | 8         | 10        | 6         | -         | 8         | 8         | 9         | 22         | 16        |
| 3 Komisi B                                | 13          | 18        | 11        | 8         | 10        | 6         | -         | 8         | 8         | 9         | 22         | 16        |
| 4 Komisi C                                | 13          | 18        | 11        | 8         | 10        | 6         | -         | 8         | 8         | 9         | 22         | 16        |
| 5 Komisi D                                | 13          | 18        | 11        | 8         | 10        | 6         | -         | 8         | 8         | 9         | 22         | 16        |
| 6 Gabungan Komisi                         | -           | -         | -         | -         | 10        | -         | -         | -         | -         | -         | -          | -         |
| 7 Badan Musyawarah                        | 1           | 5         | 1         | 1         | 1         | 1         | 2         | 1         | 1         | 2         | 1          | 1         |
| 8 Badan Anggaran                          | -           | -         | 4         | -         | -         | 2         | 3         | 4         | 5         | 1         | 3          | 1         |
| 9 Panitia Khusus                          | -           | -         | -         | 10        | -         | -         | -         | 6         | 4         | 1         | -          | 4         |
| 10 Fraksi Partai Golkar                   | 1           | 1         | 1         | 1         | -         | 6         | -         | 1         | 1         | 1         | 1          | 1         |
| 11 Fraksi Partai PDIP                     | 1           | 1         | 1         | 1         | -         | 6         | -         | 1         | 1         | 1         | 1          | 1         |
| 12 Fraksi Partai PKB                      | 1           | 1         | 1         | 1         | -         | 6         | -         | 1         | 1         | 1         | 1          | 1         |
| 13 Fraksi Partai Demokrat                 | 1           | 1         | 1         | 1         | -         | 6         | -         | 1         | 1         | 1         | 1          | 1         |
| 14 Fraksi Partai PAN                      | 1           | 1         | 1         | 1         | -         | 6         | -         | 1         | 1         | 1         | 1          | 1         |
| 15 Fraksi Partai PKS                      | 1           | 1         | 1         | 1         | -         | 6         | -         | 1         | 1         | 1         | 1          | 1         |
| 16 Fraksi Partai PPP                      | 1           | 1         | 1         | 1         | -         | 6         | -         | 1         | 1         | 1         | 1          | 1         |
| 17 Fraksi Partai GNN                      | 1           | 1         | 1         | 1         | -         | 6         | -         | 1         | 1         | 1         | 1          | 1         |
| 18 Lain - lain                            | 8           | 5         | 10        | 4         | 1         | 10        | 2         | 5         | 1         | 10        | 2          | 6         |
| <b>Jumlah/ Total</b>                      | <b>73</b>   | <b>90</b> | <b>69</b> | <b>57</b> | <b>52</b> | <b>90</b> | <b>10</b> | <b>61</b> | <b>56</b> | <b>60</b> | <b>103</b> | <b>85</b> |

Sumber: Sekretariat DPRD Kabupaten Kendal

Source: Regional Parliament Secretariat

## 2.3 PEGAWAI NEGERI SIPIL/CIVIL SERVANTS

**Tabel 2.3.1** Jumlah Pegawai Negeri Sipil Menurut Dinas/Instansi Pemerintah dan Jabatan di Kabupaten Kendal, 2017  
**Table 2.3.1** Number of Civil Servants by Institution/Office and Grade in Kendal Regency, 2017

| Dinas/Instansi<br>Pemerintahan<br><i>Institution/Office</i> | Struktural<br><i>Structural</i> |     |     |     | Fungsional<br><i>Functional</i> |     |     |     | Staf<br><i>Officer</i> |      |      |      | Jumlah<br>Total |       |
|---|---------------------------------|-----|-----|-----|---------------------------------|-----|-----|-----|------------------------|------|------|------|-----------------|-------|
|   | II                              | III | IV  | V   | II                              | III | IV  | V   | I                      | II   | III  | IV   |                 |       |
|   | (2)                             | (3) | (4) | (5) | (6)                             | (7) | (8) | (9) | (10)                   | (11) | (12) | (13) |                 | (14)  |
| 1. Badan Kepegawaian, Pendidikan, dan Pelatihan             | 1                               | 4   | 11  | -   | -                               | -   | -   | 5   | -                      | -    | 15   | 13   | -               | 49    |
| 2. Badan Keuangan Daerah                                    | 1                               | 6   | 21  | -   | -                               | -   | -   | -   | 1                      | -    | 24   | 39   | -               | 92    |
| 3. Badan Penanggulangan Bencana Daerah                      | -                               | 1   | 4   | -   | -                               | -   | -   | -   | -                      | -    | 2    | 8    | -               | 15    |
| 4. Badan Perencanaan, Penelitian, dan Pengembangan          | 1                               | 4   | 12  | -   | -                               | -   | -   | -   | 1                      | -    | 6    | 19   | 1               | 44    |
| 5. Dinas Kearsipan dan Perpustakaan                         | 1                               | 3   | 8   | -   | -                               | -   | -   | 7   | 1                      | -    | 8    | 5    | -               | 33    |
| 6. Dinas Kelautan dan Perikanan                             | 1                               | 2   | 10  | -   | -                               | -   | -   | 1   | -                      | -    | 4    | 15   | -               | 33    |
| 7. Dinas Kepemudaan, Olahraga, dan Pariwisata               | 1                               | 4   | 8   | -   | -                               | -   | -   | -   | -                      | 7    | 30   | 14   | -               | 64    |
| 8. Dinas Kependudukan dan Pencatatan Sipil                  | 1                               | 4   | 10  | -   | -                               | -   | -   | -   | -                      | 1    | 24   | 16   | -               | 56    |
| 9. Dinas Kesehatan  | 1                               | 4   | 53  | -   | -                               | 194 | 478 | 37  | 6                      | 206  | 141  | -    | -               | 1 120 |
| 10. Dinas Komunikasi dan Informatika                        | 1                               | 4   | 10  | -   | -                               | -   | -   | -   | -                      | -    | 11   | 17   | -               | 43    |
| 11. Dinas Lingkungan Hidup                                  | 1                               | 4   | 17  | -   | -                               | -   | -   | 1   | -                      | 52   | 20   | 16   | -               | 111   |
| 12. Dinas Pekerjaan Umum dan Penataan Ruang                 | 1                               | 5   | 27  | -   | -                               | -   | -   | -   | -                      | 17   | 114  | 48   | -               | 212   |
| 13. Dinas Pemberdayaan Masyarakat Desa                      | 1                               | 4   | 10  | -   | -                               | -   | -   | -   | -                      | 0    | 8    | 14   | -               | 37    |

Sumber: Badan Kepegawaian, Pendidikan, dan Pelatihan Kabupaten Kendal

Source: Human Resources, Education, and Training Agency

**Tabel** 2.3.1 **Lanjutan**  
**Table** **Continued**

| Dinas/Instansi<br>Pemerintahan<br><i>Institution/Office</i>  | Struktural        |     |     |     | Fungsional        |     |       |       | Staf           |      |      |      | Jumlah<br>Total |           |
|--|-------------------|-----|-----|-----|-------------------|-----|-------|-------|----------------|------|------|------|-----------------|-----------|
|  | <i>Structural</i> |     |     |     | <i>Functional</i> |     |       |       | <i>Officer</i> |      |      |      |                 |           |
|  | II                | III | IV  | V   | II                | III | IV    | V     | I              | II   | III  | IV   |                 |           |
| (1)  | (2)               | (3) | (4) | (5) | (6)               | (7) | (8)   | (9)   | (10)           | (11) | (12) | (13) | (14)            |           |
| 14. Dinas Penanaman Modal dan Pelayanan Terpadu Satu Pintu   | 1                 | 4   | 9   | -   | -                 | -   | -     | -     | -              | -    | 6    | 16   | -               | <b>36</b> |
| 15. Dinas Pendidikan dan Kebudayaan                          | 1                 | 5   | 49  | -   | -                 | 76  | 1 786 | 2 326 | 23             | 341  | 481  | -    | <b>5 088</b>    |           |
| 16. Dinas Pengendalian Penduduk, KB, PP, dan PA              | 1                 | 4   | 9   | -   | -                 | 1   | 24    | 25    | -              | 4    | 13   | -    | <b>81</b>       |           |
| 17. Dinas Perdagangan  | 1                 | 3   | 12  | -   | -                 | -   | -     | -     | 28             | 81   | 22   | -    | <b>147</b>      |           |
| 18. Dinas Perhubungan  | 1                 | 2   | 11  | -   | -                 | -   | -     | -     | 1              | 43   | 19   | -    | <b>77</b>       |           |
| 19. Dinas Perindustrian, Koperasi, Usaha Kecil, dan Menengah | 1                 | 4   | 10  | -   | -                 | -   | -     | -     | 1              | 10   | 9    | -    | <b>35</b>       |           |
| 20. Dinas Pertanian dan Pangan                               | 1                 | 6   | 19  | -   | -                 | -   | 32    | 21    | 1              | 15   | 61   | -    | <b>156</b>      |           |
| 21. Dinas Perumahan Rakyat dan Kawasan Permukiman            | 1                 | 3   | 6   | -   | -                 | -   | -     | -     | 3              | 7    | 12   | -    | <b>32</b>       |           |
| 22. Dinas Sosial   | 1                 | 4   | 10  | -   | -                 | -   | -     | -     | 1              | 5    | 13   | -    | <b>34</b>       |           |
| 23. Dinas Tenaga Kerja                                       | 1                 | 4   | 6   | -   | -                 | -   | -     | -     | 1              | 1    | 7    | 12   | -               | <b>32</b> |
| 24. Inspektorat  | 2                 | 4   | 3   | -   | -                 | -   | 11    | 8     | 1              | 3    | 10   | -    | <b>42</b>       |           |
| 25. Kantor Kesatuan Bangsa dan Politik                       | -                 | 1   | 4   | -   | -                 | -   | -     | -     | -              | 6    | 7    | -    | <b>18</b>       |           |
| 26. Kecamatan Plantungan                                     | -                 | 2   | 4   | -   | -                 | -   | -     | -     | -              | 10   | 3    | -    | <b>19</b>       |           |
| 27. Kecamatan Sukorejo                                       | -                 | 1   | 5   | -   | -                 | -   | -     | -     | -              | 12   | 1    | -    | <b>19</b>       |           |
| 28. Kecamatan Pageruyung                                     | -                 | 2   | 6   | -   | -                 | -   | -     | -     | -              | 9    | 3    | -    | <b>20</b>       |           |
| 29. Kecamatan Patean   | -                 | 2   | 6   | -   | -                 | -   | -     | -     | -              | 12   | 2    | -    | <b>22</b>       |           |
| 30. Kecamatan Singorojo                                      | -                 | 2   | 6   | -   | -                 | -   | -     | -     | 1              | 14   | 3    | -    | <b>26</b>       |           |
| 31. Kecamatan Limbangan                                      | -                 | 2   | 5   | -   | -                 | -   | -     | -     | -              | 14   | 2    | -    | <b>23</b>       |           |

Sumber: Badan Kepegawaian, Pendidikan, dan Pelatihan Kabupaten Kendal

Source: Human Resources, Education, and Training Agency



GOVERNMENT

**Tabel** 2.3.1 **Lanjutan**  
**Table** **Continued**

| Dinas/Instansi<br>Pemerintahan<br><i>Institution/Office</i> | Struktural<br><i>Structural</i> |     |     |     | Fungsional<br><i>Functional</i> |     |     |     | Staf |      | Officer |      | Jumlah |      |
|---|---------------------------------|-----|-----|-----|---------------------------------|-----|-----|-----|------|------|---------|------|--------|------|
|   | II                              | III | IV  | V   | II                              | III | IV  | V   | I    | II   | III     | IV   | Total  |      |
|   | (1)                             | (2) | (3) | (4) | (5)                             | (6) | (7) | (8) | (9)  | (10) | (11)    | (12) | (13)   | (14) |
| 32. Kecamatan Boja  | -                               | 2   | 5   | -   | -                               | -   | -   | -   | -    | -    | 17      | 5    | -      | 29   |
| 33. Kecamatan Kaliwungu                                     | -                               | 2   | 6   | -   | -                               | -   | -   | -   | -    | -    | 10      | 3    | -      | 21   |
| 34. Kecamatan Kaliwungu Selatan                             | -                               | 2   | 5   | -   | -                               | -   | -   | -   | -    | -    | 5       | 4    | -      | 16   |
| 35. Kecamatan Brangsong                                     | -                               | 2   | 5   | -   | -                               | -   | -   | -   | -    | -    | 8       | 5    | -      | 20   |
| 36. Kecamatan Pegandon                                      | -                               | 1   | 6   | -   | -                               | -   | -   | -   | -    | -    | 11      | 6    | -      | 24   |
| 37. Kecamatan Ngampel                                       | -                               | 2   | 5   | -   | -                               | -   | -   | -   | -    | -    | 13      | 3    | -      | 23   |
| 38. Kecamatan Gemuh   | -                               | 2   | 6   | -   | -                               | -   | -   | -   | -    | -    | 15      | 5    | -      | 28   |
| 39. Kecamatan Ringinarum                                    | -                               | 2   | 5   | -   | -                               | -   | -   | -   | -    | -    | 7       | 2    | -      | 16   |
| 40. Kecamatan Weleri  | -                               | 1   | 6   | -   | -                               | -   | -   | -   | -    | -    | 14      | 2    | -      | 23   |
| 41. Kecamatan Rowosari                                      | -                               | 2   | 5   | -   | -                               | -   | -   | -   | 1    | 13   | 4       | -    | 25     |      |
| 42. Kecamatan Kangkung                                      | -                               | 2   | 5   | -   | -                               | -   | -   | -   | 1    | 12   | 6       | -    | 26     |      |
| 43. Kecamatan Cepiring                                      | -                               | 2   | 5   | -   | -                               | -   | -   | -   | 1    | 10   | 3       | -    | 21     |      |
| 44. Kecamatan Patebon                                       | -                               | 2   | 4   | -   | -                               | -   | -   | -   | 0    | 14   | 3       | -    | 23     |      |
| 45. Kecamatan Kota Kendal                                   | -                               | 2   | 82  | -   | -                               | -   | -   | -   | 1    | 29   | 11      | 2    | 127    |      |
| 46. RSUD Dr. H. Soewondo                                    | -                               | 6   | 13  | -   | -                               | 17  | 178 | 34  | 2    | 44   | 54      | -    | 348    |      |
| 47. Satpol PP dan Pemadan                                   | 1                               | 3   | 10  | -   | -                               | -   | -   | -   | 2    | 31   | 19      | -    | 66     |      |
| 48. Sekretariat Daerah                                      | 7                               | 13  | 19  | -   | -                               | -   | 17  | 3   | 4    | 54   | 70      | -    | 187    |      |
| 49. Sekretariat DPRD  | 1                               | 3   | 8   | -   | -                               | -   | -   | -   | 2    | 8    | 16      | -    | 38     |      |

Sumber: Badan Kepegawaian, Pendidikan, dan Pelatihan Kabupaten Kendal

Source: Human Resources, Education, and Training Agency

**Tabel 2.3.2** Jumlah Pegawai Negeri Sipil Menurut Pendidikan Tertinggi yang Ditamatkan dan Jenis Kelamin di Kabupaten Kendal, 2017  
**Table 2.3.2** *Number of Civil Servants by Educational Attainment and Sex in Kendal Regency, 2017*

| Pendidikan Terakhir<br><i>Educational Attainment</i>           | Jenis Kelamin/Sex        |                            |                        |
|--|--------------------------|----------------------------|------------------------|
|  | Laki-Laki<br><i>Male</i> | Perempuan<br><i>Female</i> | Jumlah<br><i>Total</i> |
| (1)  | (2)                      | (3)                        | (4)                    |
| Sampai dengan SD<br><i>Up to Primary School</i>                | 162                      | 12                         | 174                    |
| SLTP/Sederajat<br><i>General/Vocational Junior High School</i> | 191                      | 21                         | 212                    |
| SMA/Sederajat<br><i>General/Vocational Senior High School</i>  | 868                      | 610                        | 1 478                  |
| Diploma I<br><i>Diploma I</i>                                  | 24                       | 111                        | 135                    |
| Diploma II<br><i>Diploma II</i>                                | 452                      | 667                        | 1 119                  |
| Diploma III<br><i>Diploma III</i>                              | 242                      | 659                        | 901                    |
| Diploma IV<br><i>Diploma IV</i>                                | 24                       | 63                         | 87                     |
| S1   | 1 984                    | 2 458                      | 4 442                  |
| S2   | 269                      | 129                        | 398                    |
| S3   | 1                        | -                          | 1                      |
| <b>Jumlah/Total</b>  | <b>4 217</b>             | <b>4 730</b>               | <b>8 947</b>           |

Sumber: Badan Kepegawaian, Pendidikan, dan Pelatihan Kabupaten Kendal

Source: *Human Resources, Education, and Training Agency*

**Tabel 2.3.3** Jumlah Pegawai Negeri Sipil Menurut Golongan Kepangkatan dan Jenis Kelamin di Kabupaten Kendal, 2017  
**Table** *Number of Civil Servants by Hierarchy and Sex in Kendal Regency, 2017*

| Golongan Kepangkatan<br><i>Hierarchy</i> | Jenis Kelamin/ <i>Sex</i> |                            |                        |
|--|---------------------------|----------------------------|------------------------|
|  | Laki-Laki<br><i>Male</i>  | Perempuan<br><i>Female</i> | Jumlah<br><i>Total</i> |
| (1)                                      | (2)                       | (3)                        | (4)                    |
| Golongan I                               | 145                       | 13                         | 158                    |
| Golongan II                              | 940                       | 738                        | 1 678                  |
| Golongan III                             | 1 790                     | 2 599                      | 4 389                  |
| Golongan IV                              | 1 341                     | 1 380                      | 2 721                  |
| <b>Jumlah/Total</b>                      | <b>4 216</b>              | <b>4 730</b>               | <b>8 946</b>           |

Sumber: Badan Kepegawaian, Pendidikan, dan Pelatihan Kabupaten Kendal

Source: *Human Resources, Education, and Training Agency*

**Tabel 2.3.4** Jumlah Pegawai Negeri Sipil Menurut Jabatan Struktural dan Jenis Kelamin di Kabupaten Kendal, 2017  
**Table** *Number of Civil Servants by Grade and Sex in Kendal Regency, 2017*

| Golongan Kepangkatan<br><i>Hierarchy</i> | Jenis Kelamin/Sex        |                            |                        |
|--|--------------------------|----------------------------|------------------------|
|  | Laki-Laki<br><i>Male</i> | Perempuan<br><i>Female</i> | Jumlah<br><i>Total</i> |
| (1)                                      | (2)                      | (3)                        | (4)                    |
| <b>1. Eselon II</b>                      | <b>25</b>                | <b>8</b>                   | <b>33</b>              |
| Eselon IIA                               | 1                        | -                          | 1                      |
| Eselon IIB                               | 24                       | 8                          | 32                     |
| <b>2. Eselon III</b>                     | <b>131</b>               | <b>24</b>                  | <b>155</b>             |
| Eselon IIIA                              | 54                       | 10                         | 64                     |
| Eselon IIIB                              | 77                       | 14                         | 91                     |
| <b>3. Eselon IV</b>                      | <b>354</b>               | <b>227</b>                 | <b>581</b>             |
| Eselon IVA                               | 279                      | 157                        | 436                    |
| Eselon IVB                               | 75                       | 70                         | 145                    |
| <b>4. Eselon V</b>                       | -                        | -                          | -                      |
| Eselon VA                                | -                        | -                          | -                      |
| Eselon VB                                | -                        | -                          | -                      |
| <b>Jumlah/Total</b>                      | <b>510</b>               | <b>259</b>                 | <b>769</b>             |

Sumber: Badan Kepegawaian, Pendidikan, dan Pelatihan Kabupaten Kendal

Source: *Human Resources, Education, and Training Agency*

**Tabel 2.3.5** Jumlah Pegawai Negeri Sipil Menurut Jabatan Fungsional Khusus dan Jenis Kelamin di Kabupaten Kendal, 2017  
**Table 2.3.5** *Number of Civil Servants by Fuctional Position and Sex in Kendal Regency, 2017*

| Jabatan Fungsional Khusus          | Jenis Kelamin/Sex        |                            |                        |
|------------------------------------|--------------------------|----------------------------|------------------------|
|                                    | Laki-Laki<br><i>Male</i> | Perempuan<br><i>Female</i> | Jumlah<br><i>Total</i> |
| (1)                                | (2)                      | (3)                        | (4)                    |
| <b>1. Tenaga Pendidikan (guru)</b> |                          |                            |                        |
| SD                                 | 1 214                    | 1 489                      | 2 703                  |
| SMP                                | 462                      | 515                        | 977                    |
| SMA                                | -                        | -                          | -                      |
| SMK                                | -                        | -                          | -                      |
| DPK                                | 14                       | 339                        | 353                    |
| <b>2. Tenaga Kesehatan</b>         |                          |                            |                        |
| Non JFK                            | -                        | 23                         | 23                     |
| Apoteker                           | -                        | 7                          | 7                      |
| Asisten Apoteker                   | 2                        | 38                         | 40                     |
| Bidan                              | -                        | 318                        | 318                    |
| Dokter                             | 26                       | 41                         | 67                     |
| Dokter Gigi                        | 2                        | 13                         | 15                     |
| Fisioterapis                       | 1                        | 2                          | 3                      |
| Medik Veteriner                    | 1                        | 1                          | 2                      |
| Nutrisionis                        | -                        | 27                         | 27                     |
| Penyuluh Kesehatan Masyarakat      | 1                        | 3                          | 4                      |
| Perawat                            | 118                      | 193                        | 311                    |
| Perawat Gigi                       | -                        | 20                         | 20                     |
| Perekam Medis                      | 2                        | 6                          | 8                      |
| Pranata Laboratorium Kesehatan     | 6                        | 40                         | 46                     |
| Radiografer                        | 8                        | 6                          | 14                     |
| Sanitarian                         | 12                       | 9                          | 21                     |
| Teknisi Elektromedis               | 1                        | -                          | 1                      |

Sumber: Badan Kepegawaian, Pendidikan, dan Pelatihan Kabupaten Kendal

Source: Human Resources, Education, and Training Agency

**Tabel** 2.3.5 **Lanjutan**  
**Table** *Continued*

| Jabatan Fungsional Khusus                             | Jenis Kelamin/Sex        |                            |                        |
|---|--------------------------|----------------------------|------------------------|
|   | Laki-Laki<br><i>Male</i> | Perempuan<br><i>Female</i> | Jumlah<br><i>Total</i> |
| (1)   | (2)                      | (3)                        | (4)                    |
| <b>3. Tenaga Teknis</b>                               |                          |                            |                        |
| Analisis Kepegawaian                                  | 2                        | 3                          | 5                      |
| Arsiparis   | 2                        | 3                          | 5                      |
| Auditor   | 12                       | 6                          | 18                     |
| Bidan   | -                        | 1                          | 1                      |
| Dokter  | 1                        | -                          | 1                      |
| Dosen   | 1                        | 6                          | 7                      |
| Guru  | 1                        | -                          | 1                      |
| Mediator Hubungan Industrial                          | 1                        | -                          | 1                      |
| Pamong Belajar  | 2                        | 4                          | 6                      |
| Pekerja Sosial  | -                        | -                          | -                      |
| Penilik   | 13                       | 2                          | 15                     |
| Pengawas Ketenagakerjaan                              | -                        | -                          | -                      |
| Pengawas Sekolah                                      | 22                       | 7                          | 29                     |
| Penyuluh Kehutanan                                    | -                        | -                          | -                      |
| Penyuluh Keluarga Berencana                           | 24                       | 26                         | 50                     |
| Penyuluh Pertanian                                    | 33                       | 18                         | 51                     |
| Penyuluh Perikanan                                    | -                        | -                          | -                      |
| Perawat   | 3                        | 1                          | 4                      |
| Perencana   | 2                        | -                          | 2                      |
| Pustakawan  | -                        | 3                          | 3                      |
| Pengawas Penyelenggara Urusan<br>Pemerintah di Daerah | 1                        | -                          | 1                      |
| Analisis Pasar Hasil Pertanian                        | 1                        | -                          | 1                      |
| Pengawas Lingkungan                                   | 1                        | -                          | 1                      |
| Pengelola Pengadaan Barang dan<br>Jasa                | 17                       | 3                          | 20                     |

Sumber: Badan Kepegawaian, Pendidikan, dan Pelatihan Kabupaten Kendal

Source: *Human Resources, Education, and Training Agency*

**Tabel** 2.3.6 **Jumlah Pegawai Negeri Sipil Menurut Diklat Struktural di Kabupaten Kendal, 2017**  
**Table** 2.3.6 **Number of Civil Servants by Structural Training, 2017**

| Diklat Struktural   | Jumlah Total |
|---------------------|--------------|
| (1)                 | (4)          |
| Diklat PIM I        | -            |
| Diklat PIM II       | 16           |
| Diklat PIM III      | 95           |
| Diklat PIM IV       | 339          |
| <b>Jumlah/Total</b> | <b>450</b>   |

Sumber: Badan Kepegawaian, Pendidikan, dan Pelatihan Kabupaten Kendal

Source: Human Resources, Education, and Training Agency

**Tabel 2.3.7 2017**  
**Jumlah Pegawai Negeri Sipil Menurut Usia di Kabupaten Kendal,**  
**Table Number of Civil Servants by Age, 2017**

| Usia<br>Age         | Jumlah<br>Total |
|---------------------|-----------------|
| (1)                 | (4)             |
| 18 - 20             | -               |
| 21 - 25             | 8               |
| 26 - 30             | 179             |
| 31 - 35             | 838             |
| 36 - 40             | 1 038           |
| 41 - 45             | 1 085           |
| 46 - 50             | 1 799           |
| 51 - 55             | 2 523           |
| 56 - 60             | 1 474           |
| <b>Jumlah/Total</b> | <b>8 944</b>    |

Sumber: Badan Kepegawaian, Pendidikan, dan Pelatihan Kabupaten Kendal  
 Source: Human Resources, Education, and Training Agency



Halaman ini sengaja dikosongkan

<https://kendalkab.bps.go.id>

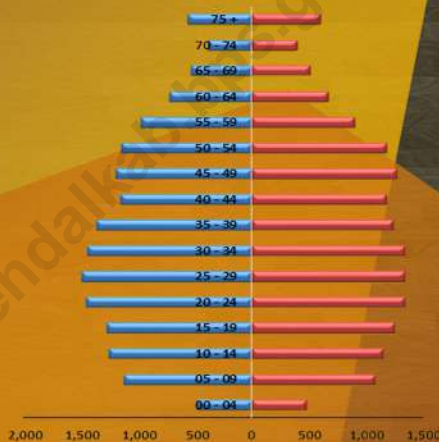
# Population

## Of Kendal Regency

### The Total Population of Kendal Regency in 2017



**500.188 peoples**  
(51,11%)



**478.484 peoples**  
(48.89%)

*The total population of Kendal in 2017 there were 978,672*

*The most populous subdistrict is Boja with 74,548 people or 7,62 percent of the total population in Kendal.*

*While the subdistrict which has the smallest population is Plantungan with 32,504 people or 3.32 percent of the total population in Kendal*

*The largest population by age group in 2017 are in the highest strata of 5 - 9 years with a total of 81,000 inhabitants.*

*While the smallest population by age group was 70-74 years with a total of 14,665 inhabitants*

## Penduduk

Jumlah penduduk Kabupaten Kendal menurut Dinas Kependudukan dan Pencatatan Sipil tahun 2017 tercatat sebanyak 978.672 jiwa terdiri dari 500.188 (52,22 persen) laki-laki dan 478.484 (48,49 persen) perempuan. Penduduk terbesar ada di Kecamatan Boja 74.548 jiwa atau 7,62 persen dari total penduduk yang ada di Kabupaten Kendal. Kecamatan yang jumlah penduduknya paling sedikit adalah Kecamatan Plantungan dengan jumlah penduduk 32.504 jiwa atau 3,32 persen dari total penduduk di Kabupaten Kendal.

Jumlah penduduk menurut kelompok umur tahun 2017 terbanyak berada pada strata 5 – 9 tahun, dengan jumlah jiwa 81.000. Sedangkan jumlah penduduk terendah berada pada strata 70-74 tahun keatas berjumlah 14.665 jiwa.

Persebaran penduduk yang tidak merata mengakibatkan beberapa kecamatan mengalami kepadatan penduduk yang cukup tinggi seperti Kecamatan Weleri dan Kota Kendal. Pada kedua kecamatan tersebut kepadatan penduduk mencapai 2.049 dan 1.938 jiwa setiap kilometer persegi.

## Population

*The total population of Kendal according to Civil Registry Office in 2017 there were 978,672 consisting of 500,188 males (52.22 percent) and 478,484 females (48.49 percent). The most populous subdistrict is Boja with 74,548 people or 7,62 percent of the total population in Kendal. While the subdistrict which has the smallest population is Plantungan with 32,504 people or 3.32 percent of the total population in Kendal.*

*The largest population by age group in 2017 are in the highest strata of 5 - 9 years with a total of 81,000 inhabitants. While the smallest population by age group was 70-74 years with a total of 14,665 inhabitants.*

*Uneven population distribution resulted in some districts such as Weleri and Kota Kendal. Those districts have the population density 2,049 and 1,938 inhabitants per square kilometer consecutively.*

### **Ketenagakerjaan**

Tenaga kerja adalah modal utama untuk tergeraknya laju roda perekonomian suatu daerah. Apalagi tenaga kerja yang trampil dan terdidik merupakan sumberdaya manusia yang sangat berharga bagi suatu daerah dan sangat dibutuhkan dalam menjalankan proses pembangunan dalam menyongsong era globalisasi.

Data pada Kantor Tenaga Kerja dan Transmigrasi Kabupaten Kendal menunjukkan bahwa jumlah pencari kerja pada tahun 2017 sebanyak 38.692 orang, dengan tingkat pendidikan pencari kerja terbanyak adalah mereka yang berijazah SMA sederajat 45,5%, SMP sederajat 28,87%, dan universitas 5,24%.

### **Labor Force**

*The labor force is the main capital to drive the economic growth of a region. Moreover, skilled and well-educated labor force are valuable human resources to a region and required to carry out the development process in the globalization era.*

*The office of Manpower and Transmigration Kendal noted that the number of job seekers in 2017 as many as 38,692 people, with the highest senior high school qualified as many as 45,58%, 28,87% of the junior high school, and the university qualified by 5,24%.*

**3.1 KEPENDUDUKAN/POPULATION**

**Tabel 3.1.1** **Proyeksi Penduduk dan Laju Pertumbuhan Penduduk Menurut Kecamatan di Kabupaten Kendal, 2016, dan 2017**  
**Population Projection and Population Growth Rate by Subdistrict in Kendal Regency, 2016, and 2017**

| Kecamatan<br>Subdistrict | Jumlah Penduduk (ribu)<br>Population (thousand) |                |                | Laju Pertumbuhan Penduduk<br>per Tahun Annual Population<br>Growth Rate (%) |             |
|--------------------------|---|----------------|----------------|---|-------------|
|                          | 2010  | 2016           | 2017           | 2010-2017   | 2016-2017   |
| (1)                      | (2)   | (3)            | (4)            | (5)   | (6)         |
| 1 Plantungan             | 28 868  | 29 428         | 29 491         | 2,16  | 0,21        |
| 2 Sukorejo               | 57 202  | 61 294         | 61 941         | 8,28  | 1,06        |
| 3 Pageruyung             | 31 538  | 32 582         | 32 725         | 3,76  | 0,44        |
| 4 Patean                 | 46 985  | 49 860         | 50 306         | 7,07  | 0,89        |
| 5 Singorojo              | 46 849  | 49 623         | 50 050         | 6,83  | 0,86        |
| 6 Limbangan              | 30 780  | 32 452         | 32 705         | 6,25  | 0,78        |
| 7 Boja                   | 69 594  | 76 781         | 77 972         | 12,04   | 1,55        |
| 8 Kaliwungu              | 58 638  | 62 784         | 63 440         | 8,19  | 1,04        |
| 9 Kaliwungu Selatan      | 44 589  | 47 743         | 48 242         | 8,19  | 1,05        |
| 10 Brangsong             | 44 747  | 47 202         | 47 576         | 6,32  | 0,79        |
| 11 Pegandon              | 33 473  | 34 707         | 34 882         | 4,21  | 0,50        |
| 12 Ngampel               | 31 152  | 32 300         | 32 463         | 4,21  | 0,50        |
| 13 Gemuh                 | 45 428  | 46 527         | 46 665         | 2,72  | 0,30        |
| 14 Ringinarum            | 31 914  | 32 684         | 32 780         | 2,71  | 0,29        |
| 15 Weleri                | 55 860  | 57 648         | 57 893         | 3,64  | 0,42        |
| 16 Rowosari              | 46 219  | 47 274         | 47 405         | 2,57  | 0,28        |
| 17 Kangkung              | 42 218  | 44 114         | 44 394         | 5,15  | 0,63        |
| 18 Cepiring              | 47 009  | 48 667         | 48 900         | 4,02  | 0,48        |
| 19 Patebon               | 54 723  | 58 237         | 58 785         | 7,42  | 0,94        |
| 20 Kota Kendal           | 54 221  | 57 825         | 58 389         | 7,69  | 0,98        |
| <b>Kendal</b>            | <b>902 007</b>                                  | <b>949 732</b> | <b>957 004</b> | <b>6,10</b>   | <b>0,77</b> |

Sumber: Proyeksi Penduduk Indonesia 2010–2035  
 Source: Indonesia Population Projection 2010–2035

POPULATION AND EMPLOYMENT

Jumlah Penduduk dan Rasio Jenis Kelamin Menurut Kecamatan di

**Tabel 3.1.2** Kabupaten Kendal, 2017

**Table** *Population and Sex Ratio by Subdistrict in Kendal Regency, 2017*

| Kecamatan<br>Subdistrict | Jenis Kelamin (ribu)<br>Sex(thousand) |                     |                 | Rasio Jenis<br>Kelamin<br>Sex Ratio |
|--------------------------|---------------------------------------|---------------------|-----------------|-------------------------------------|
|                          | Laki-Laki<br>Male                     | Perempuan<br>Female | Jumlah<br>Total |                                     |
| (1)                      | (2)                                   | (3)                 | (4)             | (5)                                 |
| 1 Plantungan             | 16 655                                | 15 849              | 32 504          | 105                                 |
| 2 Sukorejo               | 30 217                                | 28 596              | 58 813          | 106                                 |
| 3 Pageruyung             | 18 330                                | 17 249              | 35 579          | 106                                 |
| 4 Patean                 | 26 120                                | 25 014              | 51 134          | 104                                 |
| 5 Singorojo              | 26 493                                | 25 706              | 52 199          | 103                                 |
| 6 Limbangan              | 17 271                                | 16 782              | 34 053          | 103                                 |
| 7 Boja                   | 37 620                                | 36 928              | 74 548          | 102                                 |
| 8 Kaliwungu              | 30 659                                | 30 099              | 60 758          | 102                                 |
| 9 Kaliwungu Selatan      | 24 278                                | 23 400              | 47 678          | 104                                 |
| 10 Brangsong             | 24 725                                | 23 561              | 48 286          | 105                                 |
| 11 Pegandon              | 18 711                                | 17 553              | 36 264          | 107                                 |
| 12 Ngampel               | 17 983                                | 16 724              | 34 707          | 108                                 |
| 13 Gemuh                 | 25 754                                | 24 182              | 49 936          | 107                                 |
| 14 Ringinarum            | 18 880                                | 17 129              | 36 009          | 110                                 |
| 15 Weleri                | 29 965                                | 28 731              | 58 696          | 104                                 |
| 16 Rowosari              | 27 521                                | 26 442              | 53 963          | 104                                 |
| 17 Kangkung              | 25 173                                | 23 992              | 49 165          | 105                                 |
| 18 Cepiring              | 25 743                                | 24 686              | 50 429          | 104                                 |
| 19 Patebon               | 29 500                                | 28 128              | 57 628          | 105                                 |
| 20 Kota Kendal           | 28 590                                | 27 733              | 56 323          | 103                                 |
| <b>Jumlah/Total</b>      | <b>500 188</b>                        | <b>478 484</b>      | <b>978 672</b>  | <b>105</b>                          |

Sumber : Dinas Kependudukan dan Pencatatan Sipil

Source : Civil Registry Office

Distribusi dan Kepadatan Penduduk Menurut Kecamatan di

**Tabel 3.1.3** Kabupaten Kendal, 2017

**Table** *Population Distribution and Density by Subdistrict in Kendal*

| Kecamatan<br><i>Subdistrict</i> | Persentase Penduduk<br><i>Percentage of Total<br/>Population</i> | Kepadatan Penduduk per km <sup>2</sup><br><i>Population Density per sq.km</i> |
|---------------------------------|--|---|
| (1)                             | (2)  | (3)   |
| 1 Plantungan                    | 3,32   | 666   |
| 2 Sukorejo                      | 6,01   | 774   |
| 3 Pageruyung                    | 3,64   | 692   |
| 4 Patean                        | 5,22   | 553   |
| 5 Singorojo                     | 5,33   | 437   |
| 6 Limbangan                     | 3,48   | 475   |
| 7 Boja                          | 7,62   | 1 163   |
| 8 Kaliwungu                     | 6,21   | 1 273   |
| 9 Kaliwungu Selatan             | 4,87   | 731   |
| 10 Brangsong                    | 4,93   | 1 398   |
| 11 Pegandon                     | 3,71   | 1 165   |
| 12 Ngampel                      | 3,55   | 1 024   |
| 13 Gemuh                        | 5,10   | 1 308   |
| 14 Ringinarum                   | 3,68   | 1 532   |
| 15 Weleri                       | 6,00   | 1 938   |
| 16 Rowosari                     | 5,51   | 1 653   |
| 17 Kangkung                     | 5,02   | 1 261   |
| 18 Cepiring                     | 5,15   | 1 676   |
| 19 Patebon                      | 5,89   | 1 301   |
| 20 Kota Kendal                  | 5,76   | 2 049   |
| <b>Jumlah/Total</b>             | <b>100,00</b>  | <b>23 072</b>   |

Sumber : Dinas Kependudukan dan Pencatatan Sipil

Source : *Civil Registry Office*

## Jumlah Penduduk Menurut Kelompok Umur dan Jenis Kelamin di

Tabel 3.1.4 Kabupaten Kendal, 2017

Table Population by Age Group and Sex in Kendal Regency, 2017

| Kelompok Umur<br><i>Age Group</i> | Jenis Kelamin/Sex        |                            |                        |
|-----------------------------------|--------------------------|----------------------------|------------------------|
|                                   | Laki-Laki<br><i>Male</i> | Perempuan<br><i>Female</i> | Jumlah<br><i>Total</i> |
| (1)                               | (2)                      | (3)                        | (4)                    |
| 00-04                             | 30 918                   | 28 730                     | 59 648                 |
| 05-09                             | 41 743                   | 39 257                     | 81 000                 |
| 10-14                             | 38 573                   | 36 381                     | 74 954                 |
| 15-19                             | 41 237                   | 38 954                     | 80 191                 |
| 20-24                             | 41 881                   | 38 872                     | 80 753                 |
| 25-29                             | 41 196                   | 36 699                     | 77 895                 |
| 30-34                             | 42 280                   | 38 386                     | 80 666                 |
| 35-39                             | 41 176                   | 38 722                     | 79 898                 |
| 40-44                             | 35 663                   | 34 915                     | 70 578                 |
| 45-49                             | 34 096                   | 34 909                     | 69 005                 |
| 50-54                             | 31 745                   | 32 999                     | 64 744                 |
| 55-59                             | 28 315                   | 27 678                     | 55 993                 |
| 60-64                             | 21 069                   | 19 253                     | 40 322                 |
| 65-69                             | 13 111                   | 12 222                     | 25 333                 |
| 70-74                             | 6 797                    | 7 868                      | 14 665                 |
| 75+                               | 10 388                   | 12 639                     | 23 027                 |
| <b>Jumlah/Total</b>               | <b>500 188</b>           | <b>478 484</b>             | <b>978 672</b>         |

Sumber : Dinas Kependudukan dan Pencatatan Sipil

Source : Civil Registry Office



**Tabel 3.1.5** Jumlah Penduduk Datang, Pergi, Lahir, Mati per Kecamatan di Kabupaten Kendal, 2017  
**Table** Population by Subdistrict in Kendal Regency, 2017

| Kecamatan<br>Subdistrict | Datang       | Pergi        | Lahir         | Mati         |
|--------------------------|--------------|--------------|---------------|--------------|
| (1)                      | (2)          | (3)          | (4)           | (5)          |
| 1. Plantungan            | 214          | 254          | 305           | 16           |
| 2. Sukorejo              | 314          | 365          | 557           | 49           |
| 3. Pageruyung            | 182          | 243          | 393           | 29           |
| 4. Patean                | 322          | 378          | 578           | 34           |
| 5. Singorojo             | 283          | 415          | 622           | 56           |
| 6. Limbangan             | 359          | 272          | 453           | 79           |
| 7. Boja                  | 1 090        | 777          | 1 022         | 172          |
| 8. Kaliwungu             | 657          | 481          | 787           | 115          |
| 9. Kaliwungu Selatan     | 426          | 318          | 612           | 77           |
| 10. Brangsong            | 271          | 295          | 651           | 44           |
| 11. Pegandon             | 171          | 240          | 493           | 83           |
| 12. Ngampel              | 149          | 195          | 448           | 55           |
| 13. Gemuh                | 258          | 356          | 613           | 70           |
| 14. Ringinarum           | 175          | 257          | 356           | 29           |
| 15. Weleri               | 445          | 599          | 749           | 86           |
| 16. Rowosari             | 537          | 428          | 591           | 47           |
| 17. Kangkung             | 242          | 289          | 643           | 63           |
| 18. Cepiring             | 302          | 345          | 658           | 67           |
| 19. Patebon              | 296          | 296          | 813           | 104          |
| 20. Kota Kendal          | 364          | 393          | 759           | 189          |
| <b>Jumlah/ Total</b>     | <b>7 057</b> | <b>7 196</b> | <b>12 103</b> | <b>1 464</b> |

Sumber: Dinas Kependudukan dan Pencatatan Sipil  
 Source: Civil Registry Office

POPULATION AND EMPLOYMENT

Penduduk Menurut Kelompok Umur per Kecamatan di

**Tabel 3.1.6** Kabupaten Kendal, 2017

**Table** *Population by Age Group and Subdistrict in Kendal*

| <i>Kecamatan<br/>Subdistrict</i> | 5-6 Tahun     | 7-12 Tahun    | 13-15 Tahun   |
|----------------------------------|---------------|---------------|---------------|
| (1)                              | (2)           | (3)           | (4)           |
| 1 Plantungan                     | 976           | 2 858         | 1 510         |
| 2 Sukorejo                       | 2 076         | 5 393         | 2 843         |
| 3 Pageruyung                     | 1 145         | 3 237         | 1 619         |
| 4 Patean                         | 1 696         | 4 772         | 2 291         |
| 5 Singorojo                      | 1 713         | 5 145         | 2 447         |
| 6 Limbangan                      | 1 135         | 3 066         | 1 488         |
| 7 Boja                           | 2 503         | 7 092         | 3 468         |
| 8 Kaliwungu                      | 2 167         | 6 054         | 2 922         |
| 9 Kaliwungu Selatan              | 1 550         | 4 633         | 2 396         |
| 10 Brangsong                     | 1 610         | 4 482         | 2 203         |
| 11 Pegandon                      | 1 287         | 3 543         | 1 735         |
| 12 Ngampel                       | 1 202         | 3 432         | 1 603         |
| 13 Gemuh                         | 1 698         | 4 741         | 2 337         |
| 14 Ringinarum                    | 1 145         | 3 242         | 1 698         |
| 15 Weleri                        | 1 987         | 5 358         | 2 698         |
| 16 Rowosari                      | 1 759         | 4 863         | 2 779         |
| 17 Kangkung                      | 1 680         | 4 717         | 2 497         |
| 18 Cepiring                      | 1 798         | 4 596         | 2 328         |
| 19 Patebon                       | 1 980         | 5 464         | 2 702         |
| 20 Kota Kendal                   | 1 946         | 5 539         | 2 643         |
| <b>Kendal</b>                    | <b>33 053</b> | <b>92 227</b> | <b>46 207</b> |

Sumber: Dinas Kependudukan dan Pencatatan Sipil

Source: *Civil Registry Office*

### 3.2 KETENAGAKERJAAN/*EMPLOYMENT*

**Jumlah Penduduk Berumur 15 Tahun Keatas Menurut Jenis Kegiatan Selama Seminggu yang Lalu dan Jenis Kelamin di Kabupaten Kendal, 2017**  
**Table 3.2.1** *Population Aged 15 Years and Over by Type of Activity During The Previous Week and Sex in Kendal Regency, 2017*

| Kegiatan Utama<br><i>Main Activity</i>  | Jenis Kelamin/ <i>Sex</i> |                            |                        |
|---|---------------------------|----------------------------|------------------------|
|   | Laki-laki<br><i>Male</i>  | Perempuan<br><i>Female</i> | Jumlah<br><i>Total</i> |
| (1)   | (2)                       | (3)                        | (4)                    |
| <b>Angkatan Kerja/<i>Economically Active</i></b>  | <b>300 440</b>            | <b>184 419</b>             | <b>484 859</b>         |
| Bekerja/ <i>Working</i>   | 286 031                   | 174 936                    | 460 967                |
| Pengangguran Terbuka/ <i>Unemployment</i>   | 14 409                    | 9 483                      | 23 892                 |
| <b>Bukan Angkatan Kerja<br/><i>Economically Inactive</i></b>                                | <b>68 034</b>             | <b>176 291</b>             | <b>244 325</b>         |
| Sekolah/ <i>Attending School</i>  | 27 604                    | 19 669                     | 47 273                 |
| Mengurus Rumah Tangga/ <i>Housekeeping</i>  | 16 798                    | 138 947                    | 155 745                |
| Lainnya/ <i>Others</i>  | 23 632                    | 17 675                     | 41 307                 |
| <b>Jumlah/<i>Total</i></b>  | <b>368 474</b>            | <b>360 710</b>             | <b>729 184</b>         |
| <b>Tingkat Partisipasi Angkatan Kerja<br/><i>Economically Active Participation Rate</i></b> | <b>81,54</b>              | <b>51,13</b>               | <b>132,66</b>          |
| <b>Tingkat Pengangguran/<i>Unemployment Rate</i></b>  | <b>4,80</b>               | <b>5,14</b>                | <b>4,93</b>            |

Sumber: Survei Angkatan Kerja Nasional Agustus  
 Source: *August National Labor Force Survey*

POPULATION AND EMPLOYMENT

Jumlah Penduduk Berumur 15 Tahun Ke Atas Menurut Pendidikan Tertinggi yang Ditamatkan dan Jenis Kegiatan Selama Seminggu yang Lalu di Kabupaten Kendal, 2017

**Tabel 3.2.2** *Population Aged 15 Years and Over by Educational Attainment and Type of Activity During The Previous Week in Kendal Regency, 2017*

| Pendidikan Tertinggi yang Ditamatkan<br><i>Educational Attainment</i>                  | Angkatan Kerja/ <i>Economically Active</i> |   |                | Bukan Angkatan Kerja<br><i>Economically Inactive</i> |
|--|--|---|----------------|--|
|  | Bekerja<br><i>Working</i>                  | Pengangguran Terbuka<br><i>Unemployment</i> | Jumlah Total   |  |
| (1)  | (2)  | (3)   | (4)            | (5)  |
| Tidak/Belum Pernah Sekolah<br><i>No Schooling</i>                                      | 99 867                                     | 2 811                                       | 104 131        | 74 443   |
| Tidak/Belum Tamat SD<br><i>Not Yet Completed Primary School</i>                        | 117 738                                    | 8 432                                       | 124 740        | 45 811   |
| Sekolah Dasar/ <i>Primary School</i>   | 88 829                                     | 4 216                                       | 93 284         | 71 580   |
| Sekolah Menengah Pertama/ <i>Junior High School</i>                                    | 63 600                                     | 1 405                                       | 66 166         | 24 337   |
| Sekolah Menengah Atas/ <i>Senior High School</i>                                       | 45 203                                     | 4 216                                       | 48 269         | 21 474   |
| Sekolah Menengah Atas Kejuruan/ <i>Vocational Senior High School</i>                   | 14 717                                     | 1 405                                       | 15 728         | 2 386  |
| Diploma I/II/III/Akademi<br>Diploma I/II/III/Academy<br>Universitas/ <i>University</i> | 31 011                                     | 1 405                                       | 32 541         | 4 295  |
| <b>Jumlah/Total</b>  | <b>460 967</b>                             | <b>23 892</b>                               | <b>484 859</b> | <b>244 325</b>                                       |

Sumber: Survei Angkatan Kerja Nasional Agustus

Source: August National Labor Force Survey

**Jumlah Penduduk Berumur 15 Tahun Keatas yang Bekerja Selama Seminggu yang Lalu Menurut Kelompok Umur dan Jenis Kelamin di**

**Tabel 3.2.3 Kabupaten Kendal, 2017**

**Table Population Aged 15 Years and Over Who Worked During the Previous Week by Age Group and Sex in Kendal Regency, 2017**

| Kelompok Umur<br><i>Age Group</i> | Jenis Kelamin/Sex        |                            |                        |
|-----------------------------------|--------------------------|----------------------------|------------------------|
|                                   | Laki-laki<br><i>Male</i> | Perempuan<br><i>Female</i> | Jumlah<br><i>Total</i> |
| (1)                               | (2)                      | (3)                        | (4)                    |
| 15-19                             | 7 348                    | 5 269                      | 12 615                 |
| 20-24                             | 20 468                   | 17 388                     | 37 844                 |
| 25-29                             | 32 014                   | 13 173                     | 45 203                 |
| 30-34                             | 33 064                   | 18 969                     | 52 036                 |
| 35-39                             | 32 014                   | 21 604                     | 53 613                 |
| 40-44                             | 38 312                   | 19 496                     | 57 818                 |
| 45-49                             | 31 490                   | 19 496                     | 50 985                 |
| 50-54                             | 31 490                   | 29 507                     | 60 972                 |
| 55-59                             | 32 014                   | 13 700                     | 45 729                 |
| 60-64                             | 17 319                   | 8 958                      | 26 281                 |
| 65-69                             | 6 298                    | 4 215                      | 10 512                 |
| 70+                               | 4 199                    | 3 161                      | 7 359                  |
| <b>Jumlah/Total</b>               | <b>286 031</b>           | <b>174 936</b>             | <b>460 967</b>         |

Sumber: Survei Angkatan Kerja Nasional Agustus

Source: August National Labor Force Survey

**Jumlah Penduduk Berumur 15 Tahun Ke Atas yang Bekerja Selama Seminggu yang Lalu Menurut Lapangan Pekerjaan Utama dan Jenis Kelamin di Kabupaten Kendal, 2017**

**Tabel**  
**Table** 3.2.4

**Population Aged 15 Years and Over Who Worked During the Previous Week by Main Industry and Sex in Kendal Regency, 2017**

| Lapangan Pekerjaan Utama<br><i>Main Industry</i>                    | Jenis Kelamin/Sex        |                            |                        |
|---|--------------------------|----------------------------|------------------------|
|   | Laki-laki<br><i>Male</i> | Perempuan<br><i>Female</i> | Jumlah<br><i>Total</i> |
| (1)   | (2)                      | (3)                        | (4)                    |
| Pertanian, Perkebunan, Kehutanan,<br>Perburuan & Perikanan          | 87 000                   | 38 616                     | 125 616                |
| Pertambangan dan Penggalian   | 3 070                    | 0                          | 3 070                  |
| Industri  | 52 763                   | 48 359                     | 101 122                |
| Listrik, Gas dan Air Minum  | 1 221                    | 476                        | 1 697                  |
| Konstruksi  | 34 013                   | 0                          | 34 013                 |
| Perdagangan, Rumah Makan dan Jasa<br>Akomodasi                      | 41 072                   | 45 060                     | 86 132                 |
| Transportasi, Pergudangan dan<br>Komunikasi                         | 18 461                   | 0                          | 18 461                 |
| Lembaga Keuangan, Real Estate, Usaha<br>Persewaan & Jasa Perusahaan | 11 040                   | 2 954                      | 13 994                 |
| Jasa Kemasyarakatan, Sosial dan<br>Perorangan                       | 37 391                   | 39 471                     | 76 862                 |
| <b>Jumlah/Total</b>   | <b>286 031</b>           | <b>174 936</b>             | <b>460 967</b>         |

Sumber: Survei Angkatan Kerja Nasional Agustus

Source: August National Labor Force Survey

**Jumlah Penduduk Berumur 15 Tahun Ke Atas yang Bekerja Selama Seminggu yang Lalu Menurut Jumlah Jam Kerja Seluruhnya dan Jenis Kelamin di Kabupaten Kendal, 2017**  
**3.2.5** *Population Aged 15 Years and Over Who Worked During the Previous Week by Total Working Hours and Sex in Kendal Regency, 2017*

| Jumlah Jam Kerja Seluruhnya (jam)<br><i>Total Working Hours (hours)</i> | Jenis Kelamin/Sex        |                            |                        |
|---|--------------------------|----------------------------|------------------------|
|   | Laki-laki<br><i>Male</i> | Perempuan<br><i>Female</i> | Jumlah<br><i>Total</i> |
| (1)   | (2)                      | (3)                        | (4)                    |
| 0   | 5 154                    | 3 612                      | 8 766                  |
| 1-4   | 1 031                    | 2 580                      | 3 611                  |
| 5-9   | 4 123                    | 4 644                      | 8 767                  |
| 10-14   | 7 215                    | 11 353                     | 18 568                 |
| 15-19   | 5 154                    | 7 741                      | 12 894                 |
| 20-24   | 13 400                   | 15 997                     | 29 397                 |
| 25-29   | 10 307                   | 9 289                      | 19 596                 |
| 30-34   | 14 946                   | 11 869                     | 26 815                 |
| 35-39   | 27 830                   | 11 869                     | 39 699                 |
| 40-44   | 49 991                   | 31 478                     | 81 469                 |
| 45-49   | 71 121                   | 26 318                     | 97 439                 |
| 50-54   | 15 977                   | 4 128                      | 20 105                 |
| 55-59   | 25 253                   | 12 385                     | 37 638                 |
| 60-64   | 9 277                    | 6 192                      | 15 469                 |
| 65-69   | 7 731                    | 2 064                      | 9 795                  |
| 70-74   | 5 154                    | 4 128                      | 9 282                  |
| 75+   | 12 369                   | 9 289                      | 21 658                 |
| <b>Jumlah/Total</b>   | <b>286 031</b>           | <b>174 936</b>             | <b>460 967</b>         |

Sumber: Survei Angkatan Kerja Nasional Agustus  
 Source: August National Labor Force Survey

POPULATION AND EMPLOYMENT

**Jumlah Penduduk Berumur 15 Tahun Ke Atas yang Bekerja Selama Seminggu yang Lalu Menurut Jumlah Jam Kerja Pada Pekerjaan Utama dan Jenis Kelamin di Kabupaten Kendal, 2017**  
**Table 3.2.6 Population Aged 15 Years and Over Who Worked During the Previous Week by Number of Working Hours on Main Industry and Sex in Kendal Regency, 2017**

| Jumlah Jam Kerja Pada Pekerjaan<br>Utama (jam)<br><i>Number of Working Hours on<br/>Main Industry (hours)</i> | Jenis Kelamin/Sex        |                            |                        |
|---|--------------------------|----------------------------|------------------------|
|   | Laki-laki<br><i>Male</i> | Perempuan<br><i>Female</i> | Jumlah<br><i>Total</i> |
| (1)   | (2)                      | (3)                        | (4)                    |
| 0   | 5 154                    | 3 612                      | 8 766                  |
| 1-4   | 1 031                    | 2 580                      | 3 611                  |
| 5-9   | 4 123                    | 4 644                      | 8 767                  |
| 10-14   | 7 731                    | 11 869                     | 19 599                 |
| 15-19   | 8 246                    | 8 773                      | 17 019                 |
| 20-24   | 18 553                   | 17 029                     | 35 583                 |
| 25-29   | 13 400                   | 9 805                      | 23 204                 |
| 30-34   | 17 007                   | 11 869                     | 28 876                 |
| 35-39   | 31 438                   | 12 901                     | 44 339                 |
| 40-44   | 47 930                   | 29 930                     | 77 860                 |
| 45-49   | 67 514                   | 28 382                     | 95 896                 |
| 50-54   | 15 461                   | 2 580                      | 18 041                 |
| 55-59   | 20 099                   | 11 353                     | 31 452                 |
| 60-64   | 7 731                    | 6 708                      | 14 439                 |
| 65-69   | 6 700                    | 1 548                      | 8 248                  |
| 70-74   | 4 638                    | 3 612                      | 8 251                  |
| 75+   | 9 277                    | 7 741                      | 17 017                 |
| <b>Jumlah/Total</b>   | <b>286 031</b>           | <b>174 936</b>             | <b>460 967</b>         |

Sumber: Survei Angkatan Kerja Nasional Agustus  
 Source: August National Labor Force Survey



**Jumlah Penduduk Berumur 15 Tahun Ke Atas yang Bekerja Selama Seminggu yang Lalu Menurut Status Pekerjaan Utama dan Jenis Kelamin di Kabupaten Kendal, 2017**

**Tabel 3.2.7** *Population Aged 15 Years and Over Who Worked During the Previous Week by Main Employment Status and Sex in Kendal Regency, 2017*

| Status Pekerjaan Utama<br><i>Main Employment Status</i>  | Jenis Kelamin/Sex        |                            |                        |
|--|--------------------------|----------------------------|------------------------|
|  | Laki-laki<br><i>Male</i> | Perempuan<br><i>Female</i> | Jumlah<br><i>Total</i> |
| (1)  | (2)                      | (3)                        | (4)                    |
| Berusaha sendiri<br><i>Own account worker</i>  | 46 789                   | 39 165                     | 85 954                 |
| Berusaha dibantu buruh tidak tetap/buruh tak dibayar<br><i>Employer assisted by temporary worker/unpaid worker</i> | 34 240                   | 18 205                     | 52 445                 |
| Berusaha dibantu buruh tetap/buruh dibayar<br><i>Employer assisted by permanent worker/paid worker</i>             | 10 624                   | 957                        | 11 581                 |
| Buruh/Karyawan/Pegawai<br><i>Regular employee</i>  | 114 660                  | 75 460                     | 190 120                |
| Pekerja bebas<br><i>Casual employee</i>  | 68 169                   | 12 776                     | 80 945                 |
| Pekerja keluarga/tak dibayar<br><i>Family worker/unpaid worker</i>   | 11 549                   | 28 373                     | 39 922                 |
| <b>Jumlah/Total</b>  | <b>286 031</b>           | <b>174 936</b>             | <b>460 967</b>         |

Sumber: Survei Angkatan Kerja Nasional Agustus

Source: August National Labor Force Survey

**Tabel 3.2.8** Banyaknya Pencari Kerja Pada Kantor Dinas Tenaga Kerja Menurut Kelompok Umur dan Jenis Kelamin di Kabupaten Kendal, 2017  
**Table** *Number of Work Searcher at Manpower Office by Age Group and Sex in Kendal, 2017*

| Pencari Kerja<br><i>Work Searcher</i>      | 10 - 14                  |                                | 15 - 19                  |                                | 20 - 29                  |                                | 21 - 29                  |                                |
|--|--------------------------|--------------------------------|--------------------------|--------------------------------|--------------------------|--------------------------------|--------------------------|--------------------------------|
|  | Laki-laki<br><i>Male</i> | Peremp<br>uan<br><i>Female</i> | Laki-laki<br><i>Male</i> | Peremp<br>uan<br><i>Female</i> | Laki-laki<br><i>Male</i> | Peremp<br>uan<br><i>Female</i> | Laki-laki<br><i>Male</i> | Peremp<br>uan<br><i>Female</i> |
| (1)  | (2)                      | (3)                            | (4)                      | (5)                            | (6)                      | (7)                            | (8)                      | (9)                            |
| 1. Belum ditempatkan akhir tahun yang lalu | -                        | -                              | 1 536                    | 1 043                          | 3 189                    | 3 286                          | 845                      | 1 992                          |
| Terdaftar dalam tahun ini                  | -                        | -                              | 429                      | 342                            | 1 074                    | 2 475                          | 240                      | 2 044                          |
| Jumlah                                     | -                        | -                              | 1 965                    | 1 385                          | 4 263                    | 5 761                          | 1 085                    | 4 036                          |
| 2. Ditempatkan dalam tahun ini             | -                        | -                              | 65                       | 47                             | 340                      | 1 767                          | 120                      | 1 857                          |
| Dihapuskan dalam tahun ini                 | -                        | -                              | -                        | -                              | -                        | -                              | -                        | -                              |
| Jumlah                                     | -                        | -                              | 65                       | 47                             | 340                      | 1 767                          | 120                      | 1 857                          |
| 3. Belum ditempatkan                       | -                        | -                              | 1 900                    | 1 338                          | 3 923                    | 3 994                          | 965                      | 2 179                          |

Sumber: Dinas Tenaga Kerja Kabupaten Kendal

Source: *Manpower Office of Kendal Regency*

**Tabel** 3.2.8 **Lanjutan**  
**Table** 3.2.8 **Continued**

| Pencari Kerja<br><i>Work Searcher</i> | 45 - 54     |                            | > 55        |                            | Jumlah      | <i>Total</i>               |
|---------------------------------------|-------------|----------------------------|-------------|----------------------------|-------------|----------------------------|
|                                       | Laki-laki   | Perempu                    | Laki-laki   | Perempu                    | Laki-laki   | Perempu                    |
|                                       | <i>Male</i> | <i>an</i><br><i>Female</i> | <i>Male</i> | <i>an</i><br><i>Female</i> | <i>Male</i> | <i>an</i><br><i>Female</i> |
| (1)                                   | (10)        | (11)                       | (12)        | (13)                       | (14)        | (15)                       |
| 1. Belum ditempatkan akhir tahun yll  | 89          | 663                        | -           | -                          | 5 659       | 6 984                      |
| Terdaftar dalam tahun ini             | 5           | 94                         | -           | 4                          | 1 748       | 4 955                      |
| Jumlah                                | 94          | 757                        | -           | 4                          | 7 407       | 11 939                     |
| 2. Ditempatkan dalam tahun ini        | 3           | 76                         | -           | 3                          | 528         | 3 750                      |
| Dihapuskan dalam tahun ini            | -           | -                          | -           | -                          | -           | -                          |
| Jumlah                                | 3           | 76                         | -           | 3                          | 528         | 3 750                      |
| 3. Belum ditempatkan                  | 91          | 681                        | -           | -                          | 6 879       | 8 189                      |

Sumber: Dinas Tenaga Kerja Kabupaten Kendal  
Source: Manpower Office of Kendal Regency

**Tabel 3.2.9** Banyaknya Pencari Kerja Pada Kantor Dinas Tenaga Kerja Menurut Jenis Kelamin dan Tingkat Pendidikan di Kabupaten Kendal, 2017  
**Table** *Number of Work Searcher at Manpower Office by Sex and Level of Education in Kendal, 2017*

| Pencari Kerja<br><i>Work Searcher</i> | Sisa Akhir Tahun<br>Yang Lalu |                                | Pendaftaran<br>Tahun ini |                                | Ditempatkan<br>Tahun Ini |                                | Sisa Akhir Tahun<br>Ini  |                                |
|---------------------------------------|-------------------------------|--------------------------------|--------------------------|--------------------------------|--------------------------|--------------------------------|--------------------------|--------------------------------|
|                                       | Laki-laki<br><i>Male</i>      | Peremp<br>uan<br><i>Female</i> | Laki-laki<br><i>Male</i> | Peremp<br>uan<br><i>Female</i> | Laki-laki<br><i>Male</i> | Peremp<br>uan<br><i>Female</i> | Laki-laki<br><i>Male</i> | Peremp<br>uan<br><i>Female</i> |
|                                       | (1)                           | (2)                            | (3)                      | (4)                            | (5)                      | (6)                            | (7)                      | (8)                            |
| 1. Buta Huruf                         | -                             | -                              | -                        | -                              | -                        | -                              | -                        | -                              |
| 2. SD/Sederajat                       |                               |                                |                          |                                |                          |                                |                          |                                |
| Tidak Tamat SD                        | -                             | -                              | -                        | -                              | -                        | -                              | -                        | -                              |
| Tamat SD                              | 275                           | 59                             | 35                       | 1 152                          | 20                       | 1 059                          | 290                      | 683                            |
| Sederajat                             | -                             | -                              | -                        | -                              | -                        | -                              | -                        | -                              |
| 3. SMP/Sederajat                      |                               |                                |                          |                                |                          |                                |                          |                                |
| SMP                                   | 876                           | 1 045                          | 207                      | 1 951                          | 115                      | 1 815                          | 968                      | 1 181                          |
| SMEP                                  | -                             | -                              | -                        | -                              | -                        | -                              | -                        | -                              |
| SKKP                                  | -                             | -                              | -                        | -                              | -                        | -                              | -                        | -                              |
| STN                                   | -                             | -                              | -                        | -                              | -                        | -                              | -                        | -                              |
| Sederajat                             | -                             | -                              | -                        | -                              | -                        | -                              | -                        | -                              |
| 4. SMTA                               |                               |                                |                          |                                |                          |                                |                          |                                |
| SMA                                   | 1 474                         | 1 912                          | 396                      | 732                            | 112                      | 455                            | 1 758                    | 2 189                          |
| STM                                   | 1 529                         | -                              | 877                      | 190                            | 104                      | -                              | 2 302                    | 190                            |
| SMEA                                  | -                             | 1 854                          | 631                      | 581                            | -                        | 312                            | 631                      | 2 123                          |
| SFMA                                  | -                             | -                              | -                        | -                              | -                        | -                              | -                        | -                              |
| SPMA                                  | -                             | -                              | -                        | -                              | -                        | -                              | -                        | -                              |
| Sederajat                             | -                             | -                              | -                        | -                              | -                        | -                              | -                        | -                              |
| 5. Akademi                            |                               |                                |                          |                                |                          |                                |                          |                                |
| D1                                    | 3                             | 4                              | 3                        | 3                              | 1                        | -                              | 5                        | 7                              |
| D2                                    | 269                           | 431                            | -                        | -                              | -                        | -                              | 269                      | 431                            |
| D3                                    | 548                           | 623                            | 70                       | 255                            | 10                       | 100                            | 608                      | 778                            |
| 6. Universitas                        |                               |                                |                          |                                |                          |                                |                          |                                |
| S1                                    | 648                           | 505                            | 151                      | 233                            | 16                       | 17                             | 783                      | 721                            |
| S2                                    | 37                            | 20                             | 5                        | 3                              | 3                        | -                              | 39                       | 23                             |


Sumber: Dinas Tenaga Kerja Kabupaten Kendal

Source: *Manpower Office of Kendal Regency*

# Sosial Affairs Of Kendal Regency

During the period of 2017 school year, Ministry Nation of Education Office noted that the number of pupils in elementary education level both public and private decreased by 0.70 percent. Meanwhile, the junior high school or equivalent decreased by 0.09 percent, the high school or equivalent increased about 0.81 percent and the vocational level increased about 6.18 percent.

## Percentage of Population Aged 7-24 Years by Characteristics and Status of Education in Kendal Regency, 2017



In 2017 the number of hospitals were as many as 4 units and puskesmas are 30 units. Its supported by 867 medical workers consisted of specialist doctors, general practitioners, dentists, midwives, nurses, public health experts, sanitation experts, pharmacists, nutritionists, analysts, radiologists, anesthetists, physio therapists, medical records experts, and others medical staff.



## Pendidikan

Berdasarkan hasil survei sosial ekonomi nasional 2017, jumlah penduduk laki-laki umur 7-24 tahun paling banyak mempunyai status pendidikan tidak bersekolah lagi (34,09%), sedangkan penduduk perempuan pada usia tersebut paling banyak berpendidikan SD (34,04%).

Jumlah murid terbesar pada jenjang pendidikan TK ada di Kecamatan Boja (2.285 murid), pendidikan SD ada di Kecamatan Kaliwungu (6.975 murid), SMP, SMA, dan SMK ada di Kecamatan Patebon (2.963 murid SMP, 1.833 murid SMA, dan 4.539 murid SMK).

Sekolah Luar Biasa (SLB) hanya ada di enam Kecamatan di Kabupaten Kendal, yaitu Kecamatan Sukorejo, Patean, Limbangan, Boja, Kaliwungu, dan Weleri. Jumlah murid SLB adalah 633 murid yang tersebar di enam sekolah.

## Kesehatan

Pada tahun 2017 jumlah rumah sakit di Kabupaten Kendal sebanyak 4 unit, sedangkan jumlah puskesmas sebanyak 30 unit yang didukung oleh tenaga medis sebanyak 867 orang yang terdiri dari dokter spesialis, dokter umum, dokter gigi, bidan, perawat, ahli kesehatan masyarakat, sanitasi, farmasi, gizi, analislab, rontgen, anestesi, fisio terapi, rekam medis, tenaga kesehatan lainnya.

## Education

*Based on the results of the 2017 national socio-economic survey, the majority of male population aged 7-24 years had no education status anymore (34.09%), while the female population at that age had the most elementary school education (34.04%).*

*The largest number of students in kindergarten education is in Boja District (2,285 students), elementary school is in Kaliwungu District (6,975 students), Middle School, High School, and Vocational School in Patebon District (2,963 junior high school students, 1,833 high school students, and 4,539 SMK students).*

*Special Schools (SLB) only exist in six subdistricts in Kendal Regency, namely Sukorejo, Patean, Limbangan, Boja, Kaliwungu, and Weleri Districts. The number of SLB students is 633 students spread across that six schools.*

## Health

*In 2017 the number of hospitals were as many as 4 units and puskesmas are 30 units. Its supported by 867 medical workers consisted of specialist doctors, general practitioners, dentists, midwives, nurses, public health experts, sanitation experts, pharmacists, nutritionists, analysts, radiologists, anesthetists, physio therapists, medical records experts, and others medical staff.*

### **Agama**

Pada tahun 2017, Kementerian Agama Kabupaten Kendal mencatat ada 4.717 tempat peribadatan, 928 diantaranya adalah masjid, 3.728 langgar/musholla, 52 gereja, 2 pura, dan 14 vihara.

Jumlah jemaah haji Kabupaten Kendal tahun 2017 sebanyak 1.097 orang, dengan tingkat pendidikan terbanyak adalah tamat SD 44,12 persen dan PT 16,5 persen

### **Kriminalitas**

Kasus kejahatan yang banyak terjadi di Kabupaten Kendal pada tahun 2017 adalah pencurian dengan pemberatan sebanyak 38 kasus, curanmor 30 kasus, dan kebakaran 24 kasus.

Banyaknya perkara pidana yang masuk di Pengadilan Negeri Kendal tahun 2017 tercatat 286 perkara dengan jumlah terdakwa sebesar 351 orang.

### **Sosial Lainnya**

Penderita cacat di Kabupaten Kendal pada tahun 2017 ada sebanyak 5.789 orang. Persentase terbanyak adalah penderita cacat retardasi 25,43 persen dan tuna netra sebesar 13,08. Jumlah orang jompo/ terlantar yang terdapat di Kabupaten Kendal pada tahun 2017 sebanyak 4.773 orang sedangkan penghuni panti asuhan sebanyak 342 orang.

### **Religion**

*In 2017, Ministry of Religious Affairs Kendal noted there were 4,717 places of worship, consists of 928 mosques, 3,728 'langgar/mushola', 52 churches, 2 temples, and 14 monasteries.*

*The number of pilgrims from Kendal was as many as 1,097 people in 2017, where their education level is 44,12 percent completed primary school and 16,5 percent of university.*

### **Crime**

*Criminal acts that frequently occur in Kendal in 2017 was theft as many as 38 cases, motorcycle theft 30 cases and 24 cases of fire.*

*The number of criminal cases in the District Court of Kendal recorded as many as 286 cases and 351 defedant in 2017*

### **Other social**

*Handicapped people in Kendal were as many as 5,789 people in 2017. The highest percentage is retarded people as many as 25.43 percent and The number of elderly/homeless people as much as 4,773 peoples and 342 peoples is orphanage residents.*

#### 4.1 PENDIDIKAN/*EDUCATION*

**Tabel 4.1.1** **Persentase Penduduk Usia 7–24 Tahun Menurut Karakteristik dan Status Pendidikan di Kabupaten Kendal, 2017**  
**Table** **Percentage of Population Aged 7-24 Years by Characteristics and Status of Education in Kendal Regency, 2017**

| <b>Status Pendidikan</b><br><i>Status of Education</i> | <b>Laki-Laki</b><br><i>Men</i> | <b>Perempuan</b><br><i>Women</i> |
|--|--------------------------------|----------------------------------|
| (1)  | (2)                            | (3)                              |
| Tidak/belum pernah bersekolah                          | 0,69                           | 0,66                             |
| Masih Bersekolah                                       |                                |                                  |
| SD/ sederajat  | 28,39                          | 34,04                            |
| SMP/ sederajat   | 15,27                          | 14,63                            |
| SMA/ sederajat keatas                                  | 21,55                          | 19,07                            |
| Tidak bersekolah lagi                                  | 34,09                          | 31,60                            |
| <b>Jumlah/Total</b>                                    | <b>100,00</b>                  | <b>100,00</b>                    |

Sumber: Survei Sosial Ekonomi Nasional Kor, Maret 2017

Source: *National Socio Economic Survey kor, March 2017*



**Tabel 4.1.2** **Angka Partisipasi Murni (APM) dan Angka Partisipasi Kasar (APK) Menurut Jenjang Pendidikan di Kabupaten Kendal, 2017**  
**Table** **Net Enrolment Rate and Gross Enrolment Rate by Educational Level in Kendal Regency, 2017**

| Jenjang Pendidikan<br><i>Educational Level</i> | Jenis Kelamin<br><i>Sex</i> | APM<br><i>Net Enrollment Rate</i> | APK<br><i>Gross Enrollment Rate</i> |
|--|-----------------------------|-----------------------------------|-------------------------------------|
| (1)  | (2)                         | (3)                               | (4)                                 |
| SD/MI<br><i>Elementary School</i>              | Laki-laki<br><i>Men</i>     | 96,07                             | 122,36                              |
|  | Perempuan<br><i>Women</i>   | 94,20                             | 108,93                              |
| SMP/MTs<br><i>Junior High School</i>           | Laki-laki<br><i>Men</i>     | 71,37                             | 84,58                               |
|  | Perempuan<br><i>Women</i>   | 79,56                             | 96,39                               |
| SMA/SMK/MA<br><i>Senior High School</i>        | Laki-laki<br><i>Men</i>     | 62,28                             | 86,96                               |
|  | Perempuan<br><i>Women</i>   | 51,60                             | 87,28                               |

Sumber: Survei Sosial Ekonomi Nasional Kor, Maret 2015

Source: *National Socio Economic Survey kor, March 2015*

**Tabel**  
**Table** 4.1.3

**Jumlah Sekolah, Murid, Guru, dan Rasio Murid-Guru Taman Kanak-Kanak (TK) Menurut Kecamatan di Kabupaten Kendal, 2017**  
**Number of Schools, Pupils, Teachers, and School-Teacher Ratio of Madrasah Tsanawiyah (MTs) by Subdistrict in Kendal Regency, 2017**

|    | <b>Kecamatan<br/>Subdistrict</b> | <b>Sekolah<br/>Schools</b> | <b>Murid<br/>Pupils</b> | <b>Guru<br/>Teachers</b> | <b>Rasio Murid-<br/>Guru/Pupil-<br/>Teacher Ratio</b> |
|----|----------------------------------|----------------------------|-------------------------|--------------------------|---|
|    | (1)                              | (2)                        | (3)                     | (4)                      | (5)   |
| 1  | Plantungan                       | 11                         | 296                     | 39                       | 7,6   |
| 2  | Sukorejo                         | 36                         | 2 098                   | 167                      | 12,6  |
| 3  | Pageruyung                       | 22                         | 853                     | 65                       | 13,1  |
| 4  | Patean                           | 33                         | 1 228                   | 88                       | 14,0  |
| 5  | Singorojo                        | 23                         | 1 003                   | 75                       | 13,4  |
| 6  | Limbangan                        | 27                         | 983                     | 70                       | 14,0  |
| 7  | Boja                             | 39                         | 2 285                   | 154                      | 14,8  |
| 8  | Kaliwungu                        | 27                         | 1 832                   | 104                      | 17,6  |
| 9  | Kaliwungu Selatan                | 13                         | 929                     | 55                       | 16,9  |
| 10 | Brangsong                        | 19                         | 1 000                   | 63                       | 15,9  |
| 11 | Pegandon                         | 17                         | 1 002                   | 60                       | 16,7  |
| 12 | Ngampel                          | 19                         | 833                     | 51                       | 16,3  |
| 13 | Gemuh                            | 19                         | 1 033                   | 65                       | 15,9  |
| 14 | Ringinarum                       | 15                         | 722                     | 53                       | 13,6  |
| 15 | Weleri                           | 35                         | 2 147                   | 158                      | 13,6  |
| 16 | Rowosari                         | 25                         | 1 560                   | 100                      | 15,6  |
| 17 | Kangkung                         | 23                         | 1 164                   | 91                       | 12,8  |
| 18 | Cepiring                         | 24                         | 1 571                   | 88                       | 17,9  |
| 19 | Patebon                          | 30                         | 1 597                   | 103                      | 15,5  |
| 20 | Kota Kendal                      | 24                         | 1 307                   | 137                      | 9,5   |
|    | <b>Kabupaten Kendal</b>          | <b>481</b>                 | <b>25 443</b>           | <b>1 786</b>             | <b>14,2</b>   |

Sumber: Dinas Pendidikan dan Kebudayaan  
Source: Ministry of National Education

**Tabel**  
**Table** 4.1.4

**Jumlah Sekolah, Murid, Guru, dan Rasio Murid-Guru Sekolah Dasar (SD) Sederajat Menurut Kecamatan di Kabupaten Kendal, 2017**  
**Number of Schools, Pupils, Teachers, and School-Teacher Ratio of Primary Schools by Subdistrict in Kendal Regency, 2017**

|    | <b>Kecamatan<br/>Subdistrict</b> | <b>Sekolah<br/>Schools</b> | <b>Murid<br/>Pupils</b> | <b>Guru<br/>Teachers</b> | <b>Rasio Murid-<br/>Guru/Pupil-<br/>Teacher Ratio</b> |
|----|----------------------------------|----------------------------|-------------------------|--------------------------|---|
|    | (1)                              | (2)                        | (3)                     | (4)                      | (5)   |
| 1  | Plantungan                       | 33                         | 3 077                   | 273                      | 11,3  |
| 2  | Sukorejo                         | 47                         | 6 934                   | 457                      | 15,2  |
| 3  | Pageruyung                       | 34                         | 3 290                   | 270                      | 12,2  |
| 4  | Patean                           | 37                         | 4 818                   | 327                      | 14,7  |
| 5  | Singorojo                        | 38                         | 5 226                   | 312                      | 16,8  |
| 6  | Limbangan                        | 31                         | 3 397                   | 282                      | 12,0  |
| 7  | Boja                             | 46                         | 7 244                   | 435                      | 16,7  |
| 8  | Kaliwungu                        | 31                         | 6 975                   | 331                      | 21,1  |
| 9  | Kaliwungu Selatan                | 24                         | 4 237                   | 222                      | 19,1  |
| 10 | Brangsong                        | 29                         | 4 928                   | 251                      | 19,6  |
| 11 | Pegandon                         | 23                         | 3 875                   | 207                      | 18,7  |
| 12 | Ngampel                          | 20                         | 3 257                   | 177                      | 18,4  |
| 13 | Gemuh                            | 31                         | 4 824                   | 267                      | 18,1  |
| 14 | Ringinarum                       | 26                         | 3 433                   | 228                      | 15,1  |
| 15 | Weleri                           | 37                         | 6 399                   | 368                      | 17,4  |
| 16 | Rowosari                         | 37                         | 4 721                   | 309                      | 15,3  |
| 17 | Kangkung                         | 35                         | 4 917                   | 308                      | 16,0  |
| 18 | Cepiring                         | 30                         | 4 638                   | 239                      | 19,4  |
| 19 | Patebon                          | 39                         | 5 696                   | 328                      | 17,4  |
| 20 | Kota Kendal                      | 41                         | 6 663                   | 416                      | 16,0  |
|    | <b>Kabupaten Kendal</b>          | <b>669</b>                 | <b>98 549</b>           | <b>6 007</b>             | <b>16,4</b>   |

Sumber: Dinas Pendidikan dan Kebudayaan  
Source: Ministry of National Education

**Tabel**  
**Table** 4.1.5

**Jumlah Sekolah, Murid, Guru, dan Rasio Murid-Guru Sekolah Menengah Pertama (SMP) Sederajat Menurut Kecamatan di Kabupaten Kendal, 2017**  
**Number of Schools, Pupils, Teachers, and School-Teacher Ratio of Junior High Schools by Subdistrict in Kendal Regency, 2017**

| Kecamatan<br>Subdistrict | Sekolah<br>Schools | Murid<br>Pupils | Guru<br>Teachers | Rasio Murid-<br>Guru/Pupil-<br>Teacher Ratio |
|--------------------------|--------------------|-----------------|------------------|--|
| (1)                      | (2)                | (3)             | (4)              | (5)  |
| 1 Plantungan             | 4                  | 812             | 45               | 18,0   |
| 2 Sukorejo               | 7                  | 1 918           | 105              | 18,3   |
| 3 Pageruyung             | 4                  | 991             | 54               | 18,4   |
| 4 Patean                 | 3                  | 1 246           | 68               | 18,3   |
| 5 Singorojo              | 4                  | 1 423           | 81               | 17,6   |
| 6 Limbangan              | 5                  | 840             | 63               | 13,3   |
| 7 Boja                   | 9                  | 2 844           | 150              | 19,0   |
| 8 Kaliwungu              | 6                  | 1 439           | 80               | 18,0   |
| 9 Kaliwungu Selatan      | 4                  | 2 004           | 103              | 19,5   |
| 10 Brangsong             | 7                  | 2 382           | 134              | 17,8   |
| 11 Pegandon              | 5                  | 1 676           | 86               | 19,5   |
| 12 Ngampel               | 4                  | 1 450           | 85               | 17,1   |
| 13 Gemuh                 | 4                  | 1 518           | 80               | 19,0   |
| 14 Ringinarum            | 3                  | 954             | 52               | 18,3   |
| 15 Weleri                | 8                  | 2 262           | 129              | 17,5   |
| 16 Rowosari              | 4                  | 1 726           | 103              | 16,8   |
| 17 Kangkung              | 5                  | 1 369           | 76               | 18,0   |
| 18 Cepiring              | 3                  | 1 363           | 75               | 18,2   |
| 19 Patebon               | 9                  | 2 963           | 157              | 18,9   |
| 20 Kota Kendal           | 8                  | 2 856           | 160              | 17,9   |
| <b>Kabupaten Kendal</b>  | <b>106</b>         | <b>34 036</b>   | <b>1 886</b>     | <b>18,0</b>                                  |

Sumber: Data Pokok Pendidikan Dasar dan Menengah, Direktorat Jenderal Pendidikan Dasar dan Menengah

Source: Basic Data of Primary and Secondary Education, The Directorate General of Primaty and Secondary Education

Jumlah Sekolah, Murid, Guru, dan Rasio Murid-Guru Sekolah Menengah Atas (SMA) Sederajat Menurut Kecamatan di Kabupaten Kendal, 2017

**Tabel**  
**Table** 4.1.6

*Number of Schools, Pupils, Teachers, and School-Teacher Ratio of Senior High Schools by Subdistrict in Kendal Regency, 2017*

|    | Kecamatan<br>Subdistrict | Sekolah<br>Schools | Murid<br>Pupils | Guru<br>Teachers | Rasio Murid-<br>Guru/Pupil-<br>Teacher Ratio |
|----|--------------------------|--------------------|-----------------|------------------|--|
|    | (1)                      | (2)                | (3)             | (4)              | (5)  |
| 1  | Plantungan               | 1                  | 110             | 4                | 27,50  |
| 2  | Sukorejo                 | 2                  | 1 092           | 60               | 18,20  |
| 3  | Pageruyung               | -                  | -               | -                | -  |
| 4  | Patean                   | 1                  | 66              | 11               | 6,00   |
| 5  | Singorojo                | 1                  | 313             | 22               | 14,23  |
| 6  | Limbangan                | 1                  | 616             | 31               | 19,87  |
| 7  | Boja                     | 3                  | 1 175           | 60               | 19,58  |
| 8  | Kaliwungu                | 2                  | 1 099           | 64               | 17,17  |
| 9  | Kaliwungu Selatan        | 1                  | 101             | 4                | 25,25  |
| 10 | Brangsong                | 3                  | 379             | 25               | 15,16  |
| 11 | Pegandon                 | 2                  | 893             | 46               | 19,41  |
| 12 | Ngampel                  | -                  | -               | -                | -  |
| 13 | Gemuh                    | 1                  | 650             | 35               | 18,57  |
| 14 | Ringinarum               | -                  | -               | -                | -  |
| 15 | Weleri                   | 4                  | 1 292           | 87               | 14,85  |
| 16 | Rowosari                 | 2                  | 411             | 45               | 9,13   |
| 17 | Kangkung                 | 1                  | 196             | 12               | 16,33  |
| 18 | Cepiring                 | 1                  | 767             | 36               | 21,31  |
| 19 | Patebon                  | 4                  | 1 833           | 130              | 14,10  |
| 20 | Kota Kendal              | 4                  | 1 341           | 82               | 16,35  |
|    | <b>Kabupaten Kendal</b>  | <b>34</b>          | <b>12 334</b>   | <b>754</b>       | <b>16,36</b>                                 |

Sumber: Data Pokok Pendidikan Dasar dan Menengah, Direktorat Jenderal Pendidikan Dasar dan Menengah

Source: Basic Data of Primary and Secondary Education, The Directorate General of Primaty and Secondary Education

**Tabel**  
**Table** 4.1.7

**Jumlah Sekolah, Murid, Guru, dan Rasio Murid-Guru Sekolah Menengah Kejuruan (SMK) Menurut Kecamatan di Kabupaten Kendal, 2017**  
**Number of Schools, Pupils, Teachers, and School-Teacher Ratio of Senior Vocasional Schools by Subdistrict in Kendal Regency, 2017**

| Kecamatan<br>Subdistrict | Sekolah<br>Schools | Murid<br>Pupils | Guru<br>Teachers | Rasio Murid-<br>Guru/Pupil-<br>Teacher Ratio |
|--------------------------|--------------------|-----------------|------------------|--|
| (1)                      | (2)                | (3)             | (4)              | (5)  |
| 1 Plantungan             | 1                  | 202             | 13               | 15,54  |
| 2 Sukorejo               | 3                  | 1 744           | 65               | 26,83  |
| 3 Pageruyung             | 1                  | 945             | 55               | 17,18  |
| 4 Patean                 | 3                  | 1 085           | 57               | 19,04  |
| 5 Singorojo              | 1                  | 0               | 8                | -  |
| 6 Limbangan              | 1                  | 268             | 13               | 20,62  |
| 7 Boja                   | 7                  | 3 204           | 190              | 16,86  |
| 8 Kaliwungu              | 2                  | 778             | 47               | 16,55  |
| 9 Kaliwungu Selatan      | 1                  | 124             | 13               | 9,54   |
| 10 Brangsong             | 3                  | 2 650           | 128              | 20,70  |
| 11 Pegandon              | 2                  | 284             | 16               | 17,75  |
| 12 Ngampel               | 3                  | 628             | 39               | 16,10  |
| 13 Gemuh                 | -                  | 0               | -                | -  |
| 14 Ringinarum            | 1                  | 74              | 8                | 9,25   |
| 15 Weleri                | 4                  | 2 323           | 120              | 19,36  |
| 16 Rowosari              | 1                  | 861             | 37               | 23,27  |
| 17 Kangkung              | 1                  | 71              | 9                | 7,89   |
| 18 Cepiring              | 1                  | 122             | 7                | 17,43  |
| 19 Patebon               | 8                  | 4 539           | 282              | 16,10  |
| 20 Kota Kendal           | 6                  | 2 865           | 171              | 16,75  |
| <b>Kabupaten Kendal</b>  | <b>50</b>          | <b>22 767</b>   | <b>1 278</b>     | <b>17,81</b>                                 |

Sumber: Data Pokok Pendidikan Dasar dan Menengah, Direktorat Jenderal Pendidikan Dasar dan Menengah

Source: Basic Data of Primary and Secondary Education, The Directorate General of Primaty and Secondary Education

**Tabel**  
**Table**

4.1.8

**Jumlah Sekolah, Murid, Guru, dan Rasio Murid-Guru Sekolah Luar Biasa (SLB) Menurut Kecamatan di Kabupaten Kendal, 2017**  
**Number of Schools, Pupils, Teachers, and School-Teacher Ratio of Special Schools by Subdistrict in Kendal Regency, 2017**

| Kecamatan<br><i>Subdistrict</i> | Sekolah<br><i>Schools</i> | Murid<br><i>Pupils</i> | Guru<br><i>Teachers</i> | Rasio Murid-<br>Guru/ <i>Pupil-<br/>Teacher Ratio</i> |
|---------------------------------|---------------------------|------------------------|-------------------------|---|
| (1)                             | (2)                       | (3)                    | (4)                     | (5)   |
| 1 Plantungan                    | -                         | -                      | -                       | -   |
| 2 Sukorejo                      | 1                         | 52                     | 7                       | 7,43  |
| 3 Pageruyung                    | -                         | -                      | -                       | -   |
| 4 Patean                        | 1                         | 34                     | 2                       | 17,00   |
| 5 Singorojo                     | -                         | -                      | -                       | -   |
| 6 Limbangan                     | 1                         | 100                    | 13                      | 7,69  |
| 7 Boja                          | 1                         | 54                     | 9                       | 6,00  |
| 8 Kaliwungu                     | 1                         | 186                    | 22                      | 8,45  |
| 9 Kaliwungu Selatan             | -                         | -                      | -                       | -   |
| 10 Brangsong                    | -                         | -                      | -                       | -   |
| 11 Pegandon                     | -                         | -                      | -                       | -   |
| 12 Ngampel                      | -                         | -                      | -                       | -   |
| 13 Gemuh                        | -                         | -                      | -                       | -   |
| 14 Ringinarum                   | -                         | -                      | -                       | -   |
| 15 Weleri                       | 1                         | 207                    | 29                      | 7,14  |
| 16 Rowosari                     | -                         | -                      | -                       | -   |
| 17 Kangkung                     | -                         | -                      | -                       | -   |
| 18 Cepiring                     | -                         | -                      | -                       | -   |
| 19 Patebon                      | -                         | -                      | -                       | -   |
| 20 Kota Kendal                  | -                         | -                      | -                       | -   |
| <b>Kabupaten Kendal</b>         | <b>6</b>                  | <b>633</b>             | <b>82</b>               | <b>7,72</b>   |

Sumber: Data Referensi Kementerian Pendidikan dan Kebudayaan

Source: *The Ministry of Education and Culture Reference Data*

## 4.2 KESEHATAN/HEALTH

**Jumlah Fasilitas Kesehatan Menurut Kecamatan di Kabupaten Kendal, 2017**  
**Tabel 4.2.1**  
**Table Number of Health Facilities by Subdistrict in Kendal, 2017**

| Kecamatan<br>Subdistrict | Rumah Sakit<br>Hospital | Puskesmas<br>Health Center | Public |
|--------------------------|-------------------------|----------------------------|--------|
| (1)                      | (2)                     | (3)                        |        |
| 1. Plantungan            | -                       | 1                          |        |
| 2. Sukorejo              | -                       | 2                          |        |
| 3. Pageruyung            | -                       | 1                          |        |
| 4. Patean                | -                       | 1                          |        |
| 5. Singorojo             | -                       | 2                          |        |
| 6. Limbangan             | -                       | 1                          |        |
| 7. Boja                  | -                       | 2                          |        |
| 8. Kaliwungu             | -                       | 1                          |        |
| 9. Kaliwungu Selatan     | 1                       | 1                          |        |
| 10. Brangsong            | -                       | 2                          |        |
| 11. Pegandon             | -                       | 1                          |        |
| 12. Ngampel              | -                       | 1                          |        |
| 13. Gemuh                | 1                       | 2                          |        |
| 14. Ringinarum           | -                       | 1                          |        |
| 15. Weleri               | 1                       | 2                          |        |
| 16. Rowosari             | -                       | 2                          |        |
| 17. Kangkung             | -                       | 2                          |        |
| 18. Cepiring             | -                       | 1                          |        |
| 19. Patebon              | -                       | 2                          |        |
| 20. Kota Kendal          | 1                       | 2                          |        |
| <b>Kabupaten Kendal</b>  | <b>4</b>                | <b>30</b>                  |        |

Sumber: Dinas Kesehatan Kabupaten Kendal

Source: Health Office



**Tabel 4.2.2** Jumlah Tenaga Keperawatan, Kebidanan, dan Kefarmasian Menurut Unit Kerja di Kabupaten Kendal, 2017  
**Table 4.2.2** *Number of Nursing, Midwifery, and Pharmaceutical Personnel by Office in Kendal, 2017*

| Unit Kerja<br><i>Working Unit</i> | Dokter<br>Spesialis | Dokter<br>Umum | Dokter Gigi | Dokter Gigi<br>Spesialis | Total Tenaga<br>Medis |
|-----------------------------------|---------------------|----------------|-------------|--------------------------|-----------------------|
| (1)                               | (2)                 | (3)            | (4)         | (5)                      | (6)                   |
| <b>Puskesmas</b>                  | <b>0</b>            | <b>50</b>      | <b>8</b>    | <b>0</b>                 | <b>58</b>             |
| 1. Plantungan                     | -                   | 1              | -           | -                        | 1                     |
| 2. Sukorejo 01                    | -                   | 6              | -           | -                        | 6                     |
| 3. Sukorejo 02                    | -                   | 1              | -           | -                        | 1                     |
| 4. Pageruyung                     | -                   | -              | -           | -                        | 0                     |
| 5. Patean                         | -                   | 3              | -           | -                        | 3                     |
| 6. Singorojo 01                   | -                   | -              | -           | -                        | 0                     |
| 7. Singorojo 02                   | -                   | 2              | -           | -                        | 2                     |
| 8. Limbangan                      | -                   | 2              | 1           | -                        | 3                     |
| 9. Boja 01                        | -                   | 4              | 1           | -                        | 5                     |
| 10. Boja 02                       | -                   | 2              | -           | -                        | 2                     |
| 11. Kaliwungu                     | -                   | 3              | -           | -                        | 3                     |
| 12. Kaliwungu Selatan             | -                   | 1              | -           | -                        | 1                     |
| 13. Brangsong 01                  | -                   | 1              | -           | -                        | 1                     |
| 14. Brangsong 02                  | -                   | 2              | -           | -                        | 2                     |
| 15. Pegandon                      | -                   | 2              | -           | -                        | 2                     |
| 16. Ngampel                       | -                   | 1              | -           | -                        | 1                     |
| 17. Gemuh 01                      | -                   | 2              | -           | -                        | 2                     |
| 18. Gemuh 02                      | -                   | 1              | -           | -                        | 1                     |
| 19. Ringinarum                    | -                   | 1              | -           | -                        | 1                     |
| 20. Weleri 01                     | -                   | -              | -           | -                        | 0                     |
| 21. Weleri 02                     | -                   | 2              | 1           | -                        | 3                     |

Sumber: Dinas Kesehatan Kabupaten Kendal

Source: Health Office

**Tabel** 4.2.2 Lanjutan  
**Table** 4.2.2 *Continued*

| Unit Kerja<br><i>Working Unit</i> | Dokter<br>Spesialis | Dokter<br>Umum | Dokter Gigi | Dokter Gigi<br>Spesialis | Total Tenaga<br>Medis |
|-----------------------------------|---------------------|----------------|-------------|--------------------------|-----------------------|
| (1)                               | (2)                 | (3)            | (4)         | (5)                      | (6)                   |
| 22. Rowosari 01                   | -                   | -              | 1           | -                        | 1                     |
| 23. Rowosari 02                   | -                   | 3              | -           | -                        | 3                     |
| 24. Kangkung 01                   | -                   | 1              | -           | -                        | 1                     |
| 25. Kangkung 02                   | -                   | 1              | -           | -                        | 1                     |
| 26. Cepiring                      | -                   | 3              | 1           | -                        | 4                     |
| 27. Patebon 01                    | -                   | 1              | 0           | -                        | 1                     |
| 28. Patebon 02                    | -                   | 1              | 1           | -                        | 2                     |
| 29. Kendal 01                     | -                   | 2              | 1           | -                        | 3                     |
| 30. Kendal 02                     | -                   | 1              | 1           | -                        | 2                     |
| <b>Rumah Sakit</b>                | <b>72</b>           | <b>37</b>      | <b>7</b>    | <b>1</b>                 | <b>117</b>            |
| 1. RSUD dr. Soewondo              | 26                  | 15             | 3           | 1                        | 45                    |
| 2. RS BAITUL HIKMAH               | 15                  | 7              | 1           | -                        | 23                    |
| 3. RSI Kendal                     | 18                  | 7              | 1           | -                        | 26                    |
| 4. RS Darul Istiqomah             | 13                  | 8              | 2           | -                        | 23                    |
| <b>Kabupaten Kendal</b>           | <b>72</b>           | <b>87</b>      | <b>15</b>   | <b>1</b>                 | <b>175</b>            |

Sumber: Dinas Kesehatan Kabupaten Kendal

Source: Health Office

**Tabel 4.2.3** Jumlah Tenaga Keperawatan, Kebidanan, dan Kefarmasian Menurut Unit Kerja di Kabupaten Kendal, 2017  
**Table 4.2.3** Number of Nursing, Midwifery, and Pharmaceutical Personnel by Office in Kendal, 2017

| Unit Kerja<br>Working Unit | Perawat    |              |            | Bidan      | Tenaga<br>Kefarmasian |
|----------------------------|------------|--------------|------------|------------|-----------------------|
|                            | Perawat    | Perawat Gigi | Jumlah     |            |                       |
| (1)                        | (2)        | (3)          | (4)        | (5)        | (6)                   |
| <b>Puskesmas</b>           | <b>355</b> | <b>-</b>     | <b>355</b> | <b>506</b> | <b>40</b>             |
| 1. Plantungan              | 8          | -            | 8          | 17         | 1                     |
| 2. Sukorejo 01             | 14         | -            | 14         | 13         | 1                     |
| 3. Sukorejo 02             | 3          | -            | 3          | 8          | 2                     |
| 4. Pageruyung              | 11         | -            | 11         | 19         | 1                     |
| 5. Patean                  | 19         | -            | 19         | 31         | 2                     |
| 6. Singorojo 01            | 4          | -            | 4          | 18         | 2                     |
| 7. Singorojo 02            | 7          | -            | 7          | 10         | 1                     |
| 8. Limbangan               | 19         | -            | 19         | 31         | 1                     |
| 9. Boja 01                 | 20         | -            | 20         | 8          | 1                     |
| 10. Boja 02                | 6          | -            | 6          | 24         | 1                     |
| 11. Kaliwungu              | 15         | -            | 15         | 14         | 2                     |
| 12. Kaliwungu Selatan      | 7          | -            | 7          | 18         | 2                     |
| 13. Brangsong 01           | 6          | -            | 6          | 11         | 1                     |
| 14. Brangsong 02           | 28         | -            | 28         | 15         | 3                     |
| 15. Pegandon               | 28         | -            | 28         | 32         | 3                     |
| 16. Ngampel                | 4          | -            | 4          | 21         | 1                     |
| 17. Gemuh 01               | 11         | -            | 11         | 20         | 2                     |
| 18. Gemuh 02               | 9          | -            | 9          | 11         | 1                     |
| 19. Ringinarum             | 3          | -            | 3          | 13         | 1                     |
| 20. Weleri 01              | 6          | -            | 6          | 14         | 1                     |
| 21. Weleri 02              | 10         | -            | 10         | 15         | -                     |

Sumber: Dinas Kesehatan Kabupaten Kendal

Source: Health Office

**Tabel** 4.2.3 **Lanjutan**  
**Table** 4.2.3 **Continued**

| Unit Kerja<br><i>Working Unit</i> | Perawat    |              |            | Bidan      | Tenaga<br>Kefarmasian |
|-----------------------------------|------------|--------------|------------|------------|-----------------------|
|                                   | Perawat    | Perawat Gigi | Jumlah     |            |                       |
| (1)                               | (2)        | (3)          | (4)        | (5)        | (6)                   |
| 22. Rowosari 01                   | 7          | -            | 7          | 14         | 1                     |
| 23. Rowosari 02                   | 32         | -            | 32         | 16         | 1                     |
| 24. Kangkung 01                   | 4          | -            | 4          | 11         | 1                     |
| 25. Kangkung 02                   | 8          | -            | 8          | 13         | 1                     |
| 26. Cepiring                      | 29         | -            | 29         | 21         | 2                     |
| 27. Patebon 01                    | 4          | -            | 4          | 14         | 1                     |
| 28. Patebon 02                    | 6          | -            | 6          | 16         | 1                     |
| 29. Kendal 01                     | 18         | -            | 18         | 22         | 1                     |
| 30. Kendal 02                     | 9          | -            | 9          | 16         | 1                     |
| <b>Rumah Sakit</b>                | <b>566</b> | <b>6</b>     | <b>572</b> | <b>91</b>  | <b>72</b>             |
| 1. RSUD dr. Soewondo              | 279        | 4            | 283        | 35         | 27                    |
| 2. RS BAITUL HIKMAH               | 56         | -            | 56         | 17         | 6                     |
| 3. RSI Kendal                     | 187        | 1            | 188        | 25         | 30                    |
| 4. RS Darul Istiqomah             | 44         | 1            | 45         | 14         | 9                     |
| <b>Kabupaten Kendal</b>           | <b>921</b> | <b>6</b>     | <b>927</b> | <b>597</b> | <b>112</b>            |

Sumber: Dinas Kesehatan Kabupaten Kendal  
Source: Health Office

**Jumlah Tenaga Kesehatan Lainnya Menurut Unit Kerja di Kabupaten Kendal, 2017**

**Tabel 4.2.4**  
**Table Number of Medical Staff by Office in Kendal, 2017**

| Unit Kerja<br><i>Working Unit</i> | Kesehatan<br>Masyarakat | Kesehatan<br>Lingkungan | Nutrisionis | Dietisien | Fisioterapis |
|-----------------------------------|-------------------------|-------------------------|-------------|-----------|--------------|
| (1)                               | (2)                     | (3)                     | (4)         | (5)       | (6)          |
| <b>Puskesmas</b>                  | <b>30</b>               | <b>12</b>               | <b>25</b>   | -         | -            |
| 1. Plantungan                     | -                       | 1                       | 1           | -         | -            |
| 2. Sukorejo 01                    | -                       | -                       | 1           | -         | -            |
| 3. Sukorejo 02                    | -                       | -                       | 1           | -         | -            |
| 4. Pageruyung                     | -                       | 1                       | -           | -         | -            |
| 5. Patean                         | 2                       | -                       | 1           | -         | -            |
| 6. Singorojo 01                   | -                       | 1                       | 1           | -         | -            |
| 7. Singorojo 02                   | 2                       | -                       | 1           | -         | -            |
| 8. Limbangan                      | -                       | -                       | -           | -         | -            |
| 9. Boja 01                        | 1                       | -                       | 1           | -         | -            |
| 10. Boja 02                       | -                       | 1                       | 1           | -         | -            |
| 11. Kaliwungu                     | -                       | -                       | -           | -         | -            |
| 12. Kaliwungu Selatan             | 6                       | 1                       | 1           | -         | -            |
| 13. Brangsong 01                  | -                       | -                       | -           | -         | -            |
| 14. Brangsong 02                  | 1                       | 1                       | 1           | -         | -            |
| 15. Pegandon                      | 8                       | 1                       | 1           | -         | -            |
| 16. Ngampel                       | 1                       | -                       | 1           | -         | -            |
| 17. Gemuh 01                      | -                       | -                       | 1           | -         | -            |
| 18. Gemuh 02                      | -                       | -                       | -           | -         | -            |
| 19. Ringinarum                    | -                       | 1                       | 1           | -         | -            |
| 20. Weleri 01                     | -                       | -                       | -           | -         | -            |
| 21. Weleri 02                     | 2                       | -                       | 1           | -         | -            |

Sumber: Dinas Kesehatan Kabupaten Kendal

Source: Health Office

**Tabel** 4.2.4 **Lanjutan**  
**Table** 4.2.4 **Continued**

| <b>Unit Kerja</b><br><b>Working Unit</b> | <b>Kesehatan</b><br><b>Masyarakat</b> | <b>Kesehatan</b><br><b>Lingkungan</b> | <b>Nutrisionis</b> | <b>Dietisien</b> | <b>Fisioterapis</b> |
|--|---------------------------------------|---------------------------------------|--------------------|------------------|---------------------|
| (1)                                      | (2)                                   | (3)                                   | (4)                | (5)              | (6)                 |
| 22. Rowosari 01                          | -                                     | 1                                     | 1                  | -                |                     |
| 23. Rowosari 02                          | 2                                     | 1                                     | 2                  | -                |                     |
| 24. Kangkung 01                          | -                                     | -                                     | 1                  | -                |                     |
| 25. Kangkung 02                          | 1                                     | -                                     | 2                  | -                |                     |
| 26. Cepiring                             | -                                     | -                                     | -                  | -                |                     |
| 27. Patebon 01                           | 1                                     | -                                     | 1                  | -                |                     |
| 28. Patebon 02                           | -                                     | 1                                     | 1                  | -                |                     |
| 29. Kendal 01                            | 3                                     | -                                     | 1                  | -                |                     |
| 30. Kendal 02                            | -                                     | 1                                     | 1                  | -                |                     |
| <b>Rumah Sakit</b>                       | <b>3</b>                              | <b>1</b>                              | <b>17</b>          | <b>3</b>         | <b>9</b>            |
| 1. RSUD dr. Soewondo                     | 2                                     | -                                     | 11                 | -                | 3                   |
| 2. RS BAITUL HIKMAH                      | -                                     | -                                     | 1                  | -                | 1                   |
| 3. RSI Kendal                            | 1                                     | 1                                     | 4                  | 2                | 4                   |
| 4. RS Darul Istiqomah                    | -                                     | -                                     | 1                  | 1                | 1                   |
| <b>Kabupaten Kendal</b>                  | <b>33</b>                             | <b>13</b>                             | <b>42</b>          | <b>3</b>         | <b>9</b>            |

Sumber: Dinas Kesehatan Kabupaten Kendal

Source: Health Office

**Tabel** 4.2.4 **Lanjutan**  
**Table** 4.2.4 **Continued**

| <b>Unit Kerja</b><br><b>Working Unit</b> | <b>Radiografer</b> | <b>Radioterapis</b> | <b>Teknisi</b><br><b>Elektromedis</b> | <b>Teknisi Gigi</b> | <b>Analisis</b><br><b>Kesehatan</b> |
|--|--------------------|---------------------|---------------------------------------|---------------------|-------------------------------------|
| (1)                                      | (7)                | (8)                 | (9)                                   | (10)                | (11)                                |
| <b>Puskesmas</b>                         | <b>5</b>           | <b>-</b>            | <b>-</b>                              | <b>-</b>            | <b>29</b>                           |
| 1. Plantungan                            | -                  | -                   | -                                     | -                   | 1                                   |
| 2. Sukorejo 01                           | -                  | -                   | -                                     | -                   | 1                                   |
| 3. Sukorejo 02                           | -                  | -                   | -                                     | -                   | 2                                   |
| 4. Pageruyung                            | -                  | -                   | -                                     | -                   | 1                                   |
| 5. Patean                                | -                  | -                   | -                                     | -                   | 1                                   |
| 6. Singorojo 01                          | -                  | -                   | -                                     | -                   | 1                                   |
| 7. Singorojo 02                          | -                  | -                   | -                                     | -                   | -                                   |
| 8. Limbangan                             | -                  | -                   | -                                     | -                   | 2                                   |
| 9. Boja 01                               | 1                  | -                   | -                                     | -                   | 3                                   |
| 10. Boja 02                              | -                  | -                   | -                                     | -                   | 1                                   |
| 11. Kaliwungu                            | -                  | -                   | -                                     | -                   | 2                                   |
| 12. Kaliwungu Selatan                    | -                  | -                   | -                                     | -                   | 1                                   |
| 13. Brangsong 01                         | -                  | -                   | -                                     | -                   | -                                   |
| 14. Brangsong 02                         | 1                  | -                   | -                                     | -                   | -                                   |
| 15. Pegandon                             | 1                  | -                   | -                                     | -                   | 1                                   |
| 16. Ngampel                              | -                  | -                   | -                                     | -                   | 1                                   |
| 17. Gemuh 01                             | -                  | -                   | -                                     | -                   | -                                   |
| 18. Gemuh 02                             | -                  | -                   | -                                     | -                   | -                                   |
| 19. Ringinarum                           | -                  | -                   | -                                     | -                   | 1                                   |
| 20. Weleri 01                            | -                  | -                   | -                                     | -                   | 1                                   |
| 21. Weleri 02                            | -                  | -                   | -                                     | -                   | 1                                   |

Sumber: Dinas Kesehatan Kabupaten Kendal

Source: Health Office

**Tabel** 4.2.4 **Lanjutan**  
**Table** 4.2.4 **Continued**

| <b>Unit Kerja<br/>Working Unit</b> | <b>Radiografer</b> | <b>Radioterapis</b> | <b>Teknisi<br/>Elektromedis</b> | <b>Teknisi Gigi</b> | <b>Analisis<br/>Kesehatan</b> |
|------------------------------------|--------------------|---------------------|---------------------------------|---------------------|-------------------------------|
| (1)                                | (7)                | (8)                 | (9)                             | (10)                | (11)                          |
| 22. Rowosari 01                    | -                  | -                   | -                               | -                   | 1                             |
| 23. Rowosari 02                    | -                  | -                   | -                               | -                   | -                             |
| 24. Kangkung 01                    | -                  | -                   | -                               | -                   | 2                             |
| 25. Kangkung 02                    | -                  | -                   | -                               | -                   | -                             |
| 26. Cepiring                       | 1                  | -                   | -                               | -                   | -                             |
| 27. Patebon 01                     | -                  | -                   | -                               | -                   | 1                             |
| 28. Patebon 02                     | -                  | -                   | -                               | -                   | 1                             |
| 29. Kendal 01                      | 1                  | -                   | -                               | -                   | 2                             |
| 30. Kendal 02                      | -                  | -                   | -                               | -                   | 1                             |
| <b>Rumah Sakit</b>                 | <b>22</b>          | <b>3</b>            | <b>4</b>                        | <b>4</b>            | <b>41</b>                     |
| 1. RSUD dr. Soewondo               | 11                 | 3                   | 3                               | 4                   | 15                            |
| 2. RS BAITUL HIKMAH                | 2                  | -                   | -                               | -                   | 5                             |
| 3. RSI Kendal                      | 6                  | -                   | 1                               | -                   | 15                            |
| 4. RS Darul Istiqomah              | 3                  | -                   | -                               | -                   | 6                             |
| <b>Kabupaten Kendal</b>            | <b>27</b>          | <b>3</b>            | <b>4</b>                        | <b>4</b>            | <b>70</b>                     |

Sumber: Dinas Kesehatan Kabupaten Kendal

Source: Health Office



**Tabel** 4.2.4 Lanjutan  
**Table** 4.2.4 *Continued*

| Unit Kerja<br><i>Working Unit</i> | Refraksionis<br>Optisien | Rekam Medis<br>dan Informasi<br>Kesehatan | Pengelola<br>Program<br>Kesehatan | Lainnya | Total Tenaga<br>Kesehatan<br>Lain |
|-----------------------------------|--------------------------|---|-----------------------------------|---------|-----------------------------------|
| (1)                               | (12)                     | (13)                                      | (14)                              | (15)    | (16)                              |
| <b>Puskesmas</b>                  | -                        | <b>3</b>                                  | <b>32</b>                         | -       | <b>136</b>                        |
| 1. Plantungan                     | -                        | -   | 1                                 | -       | 4                                 |
| 2. Sukorejo 01                    | -                        | 1   | 1                                 | -       | 4                                 |
| 3. Sukorejo 02                    | -                        | -   | 1                                 | -       | 4                                 |
| 4. Pageruyung                     | -                        | -   | 1                                 | -       | 3                                 |
| 5. Patean                         | -                        | -   | 1                                 | -       | 5                                 |
| 6. Singorojo 01                   | -                        | -   | 1                                 | -       | 4                                 |
| 7. Singorojo 02                   | -                        | -   | 2                                 | -       | 5                                 |
| 8. Limbangan                      | -                        | 1   | 1                                 | -       | 4                                 |
| 9. Boja 01                        | -                        | 1   | 1                                 | -       | 8                                 |
| 10. Boja 02                       | -                        | -   | 1                                 | -       | 4                                 |
| 11. Kaliwungu                     | -                        | -   | 1                                 | -       | 3                                 |
| 12. Kaliwungu Selatan             | -                        | -   | 1                                 | -       | 10                                |
| 13. Brangsong 01                  | -                        | -   | 1                                 | -       | 1                                 |
| 14. Brangsong 02                  | -                        | -   | 1                                 | -       | 5                                 |
| 15. Pegandon                      | -                        | -   | 1                                 | -       | 13                                |
| 16. Ngampel                       | -                        | -   | 1                                 | -       | 4                                 |
| 17. Gemuh 01                      | -                        | -   | 1                                 | -       | 2                                 |
| 18. Gemuh 02                      | -                        | -   | 1                                 | -       | 1                                 |
| 19. Ringinarum                    | -                        | -   | 1                                 | -       | 4                                 |
| 20. Weleri 01                     | -                        | -   | 1                                 | -       | 2                                 |
| 21. Weleri 02                     | -                        | -   | 1                                 | -       | 5                                 |

Sumber: Dinas Kesehatan Kabupaten Kendal

Source: Health Office

**Tabel** 4.2.4 **Lanjutan**  
**Table** 4.2.4 **Continued**

| <b>Unit Kerja<br/>Working Unit</b> | <b>Refraksionis<br/>Optisien</b> | <b>Rekam Medis<br/>dan Informasi<br/>Kesehatan</b> | <b>Pengelola<br/>Program<br/>Kesehatan</b> | <b>Lainnya</b> | <b>Total Tenaga<br/>Kesehatan<br/>Lain</b> |
|------------------------------------|----------------------------------|--|--|----------------|--|
| (1)                                | (12)                             | (13)   | (14)                                       | (15)           | (16)                                       |
| 22. Rowosari 01                    | -                                | -  | 1  | -              | 4  |
| 23. Rowosari 02                    | -                                | -  | 2  | -              | 7  |
| 24. Kangkung 01                    | -                                | -  | 1  | -              | 4  |
| 25. Kangkung 02                    | -                                | -  | 1  | -              | 4  |
| 26. Cepiring                       | -                                | -  | 1  | -              | 2  |
| 27. Patebon 01                     | -                                | -  | 1  | -              | 4  |
| 28. Patebon 02                     | -                                | -  | 1  | -              | 4  |
| 29. Kendal 01                      | -                                | -  | 1  | -              | 8  |
| 30. Kendal 02                      | -                                | -  | 1  | -              | 4  |
| <b>Rumah Sakit</b>                 | <b>3</b>                         | <b>28</b>  | <b>17</b>                                  | <b>279</b>     | <b>434</b>                                 |
| 1. RSUD dr. Soewondo               | 2                                | 9  | -  | 279            | 342  |
| 2. RS BAITUL HIKMAH                | -                                | 1  | -  | -              | 10   |
| 3. RSI Kendal                      | 1                                | 8  | -  | -              | 43   |
| 4. RS Darul Istiqomah              | -                                | 10   | 17   | -              | 39   |
| <b>Kabupaten Kendal</b>            | <b>3</b>                         | <b>31</b>  | <b>49</b>                                  | <b>279</b>     | <b>570</b>                                 |

Sumber: Dinas Kesehatan Kabupaten Kendal

Source: Health Office

**Tabel 4.2.5** **Persentase Perempuan Berumur 15 - 49 Tahun Yang Pernah Melahirkan Dua Tahun Terakhir Menurut Karakteristik dan Berat Badan Bayi Yang Dilahirkan, 2017**  
**Percentage of Ever Married Women Aged 15 –49 Years Who Had Given Birth The Last Two Years According To The Characteristics and Weight of The Baby, 2017**

| Karakteristik<br><i>Characteristics</i>         | < 2,5 kg     | > 2,5 kg     | Tidak<br>Ditimbang<br>Not<br>Weighted | Jumlah<br>Total |
|---|--------------|--------------|---------------------------------------|-----------------|
| (1)   | (2)          | (3)          | (4)                                   | (5)             |
| <b>Jenis Kelamin Kepala Rumah Tangga</b>        |              |              |                                       |                 |
| Laki-Laki                                       | 11,92        | 86,89        | 1,19                                  | 100,00          |
| Perempuan                                       | 48,34        | 51,66        | -                                     | 100,00          |
| <b>Pendidikan Tertinggi Kepala Rumah Tangga</b> |              |              |                                       |                 |
| Tidak Pernah Sekolah/Tidak Tamat SD             | -            | 100,00       | -                                     | 100,00          |
| SD dan Sederajat                                | 21,75        | 72,62        | 5,64                                  | 100,00          |
| SMP dan Sederajat                               | 17,63        | 82,37        | -                                     | 100,00          |
| SMA dan Sederajat                               | 13,29        | 86,71        | -                                     | 100,00          |
| <b>Jumlah/Total</b>                             | <b>15,90</b> | <b>83,04</b> | <b>1,06</b>                           | <b>100,00</b>   |

Sumber: Survei Sosial Ekonomi Nasional Kor, Maret 2017

Source: National Socio Economic Survey kor, March 2017

**Tabel 4.2.6** **Persentase Balita Umur 0 - 59 Bulan Yang Pernah Mendapat Imunisasi Menurut Karakteristik dan Jenis Imunisasi di Kabupaten Kendal, 2017**  
**Table 4.2.6** **Percentage of Toddlers Aged 0 - 59 Months Who Received Immunization According to The Characteristics and Types of Immunization in Kendal Regency, 2017**

| Karakteristik<br>Characteristics                | BCG          | DPT          | Polio        | Campak/<br>Morbili | Hepatitis<br>B |
|---|--------------|--------------|--------------|--------------------|----------------|
| (1)   | (2)          | (3)          | (4)          | (5)                | (6)            |
| <b>Jenis Kelamin Kepala Rumah Tangga</b>        |              |              |              |                    |                |
| Laki-Laki                                       | 89,30        | 86,71        | 89,99        | 75,65              | 89,80          |
| Perempuan                                       | 92,53        | 88,99        | 91,87        | 72,33              | 88,67          |
| <b>Pendidikan Tertinggi Kepala Rumah Tangga</b> |              |              |              |                    |                |
| Tidak Pernah Sekolah/Tidak Tamat SD             | 97,75        | 90,04        | 96,79        | 69,78              | -              |
| SD dan Sederajat                                | 87,98        | 83,99        | 87,05        | 70,18              | -              |
| SMP dan Sederajat                               | 93,52        | 94,57        | 94,57        | 80,45              | -              |
| SMA dan Sederajat                               | 88,87        | 87,18        | 90,38        | 78,13              | -              |
| <b>Jumlah/Total</b>                             | <b>90,88</b> | <b>87,82</b> | <b>90,91</b> | <b>74,03</b>       | <b>89,25</b>   |

Sumber: Survei Sosial Ekonomi Nasional Kor, Maret 2017

Source: National Socio Economic Survey kor, March 2017

Jumlah Bayi Lahir, Bayi Berat Badan Lahir Rendah (BBLR), BBLR Dirujuk, dan Bergizi Buruk Menurut Unit Kerja di Kabupaten Kendal, 2017

Tabel 4.2.7

*Number of Births, Babies with Low Birth Weights (LBW), Treated LBW, and Malnutrition Cases by Working Unit in Kendal, 2017*

| Unit Kerja<br><i>Working Unit</i> | Bayi Lahir<br><i>Births</i> | BBLR<br><i>LBW</i> | Gizi Buruk                 |   |
|-----------------------------------|-----------------------------|--------------------|----------------------------|---|
|                                   |                             |                    | Dirujuk<br><i>Referece</i> | Malnutrition<br><i>Mendapat Perawatan Treated</i> |
| (1)                               | (2)                         | (3)                | (4)                        | (5)   |
| <b>Puskesmas</b>                  |                             |                    |                            |   |
| 1. Plantungan                     | 433                         | 24                 | -                          | -   |
| 2. Sukorejo 01                    | 533                         | 30                 | -                          | -   |
| 3. Sukorejo 02                    | 357                         | 11                 | -                          | -   |
| 4. Pageruyung                     | 612                         | 21                 | -                          | -   |
| 5. Patean                         | 810                         | 39                 | 1                          | 1   |
| 6. Singorojo 01                   | 504                         | 16                 | -                          | -   |
| 7. Singorojo 02                   | 299                         | 16                 | -                          | -   |
| 8. Limbangan                      | 504                         | 59                 | -                          | -   |
| 9. Boja 01                        | 930                         | 39                 | -                          | -   |
| 10. Boja 02                       | 310                         | 23                 | -                          | -   |
| 11. Kaliwungu                     | 1006                        | 8                  | -                          | -   |
| 12. Kaliwungu Selatan             | 529                         | 25                 | -                          | -   |
| 13. Brangsong 01                  | 492                         | 25                 | -                          | -   |
| 14. Brangsong 02                  | 343                         | 0                  | 1                          | 1   |
| 15. Pegandon                      | 539                         | 16                 | 1                          | 1   |
| 16. Ngampel                       | 562                         | 21                 | -                          | -   |
| 17. Gemuh 01                      | 434                         | 11                 | -                          | -   |
| 18. Gemuh 02                      | 330                         | 14                 | 1                          | 1   |

Sumber: Dinas Kesehatan Kabupaten Kendal

Source: Health Office

**Tabel** Lanjutan  
**Table** 4.2.7 *Continued*

|                      | Unit Kerja<br><i>Working Unit</i> | Bayi Lahir<br><i>Births</i> | BBLR<br><i>LBW</i> | Gizi Buruk                 |  |
|----------------------|-----------------------------------|-----------------------------|--------------------|----------------------------|--|
|                      |                                   |                             |                    | Dirujuk<br><i>Referece</i> | <i>Malnutrition</i><br>Mendapat<br>Perawatan<br><i>Treated</i> |
|                      | (1)                               | (2)                         | (3)                | (4)                        | (5)  |
| 19.                  | Ringinarum                        | 511                         | 36                 | -                          | -  |
| 20.                  | Weleri 01                         | 514                         | 0                  | -                          | -  |
| 21.                  | Weleri 02                         | 365                         | 21                 | 3                          | 3  |
| 22.                  | Rowosari 01                       | 545                         | 21                 | 1                          | 1  |
| 23.                  | Rowosari 02                       | 289                         | 16                 | -                          | -  |
| 24.                  | Kangkung 01                       | 412                         | 21                 | 3                          | 3  |
| 25.                  | Kangkung 02                       | 319                         | 12                 | -                          | -  |
| 26.                  | Cepiring                          | 831                         | 33                 | 7                          | 7  |
| 27.                  | Patebon 01                        | 372                         | 14                 | -                          | -  |
| 28.                  | Patebon 02                        | 578                         | 22                 | -                          | -  |
| 29.                  | Kendal 01                         | 580                         | 21                 | 3                          | 3  |
| 30.                  | Kendal 02                         | 388                         | 24                 | 4                          | 4  |
| <b>Jumlah/ Total</b> |                                   | <b>15231</b>                | <b>639</b>         | <b>25</b>                  | <b>25</b>  |

Sumber: Dinas Kesehatan Kabupaten Kendal

Source: Health Office

**Jumlah Ibu Hamil, Melakukan Kunjungan K1, Melakukan Kunjungan K4, Kurang Energi Kronis (KEK), dan Mendapat Tablet Zat Besi (Fe) di Provinsi Jawa Tengah, 2017**

**Tabel 4.2.8** *Number of Pregnant Women, Those with One Visit and four Visits of Antenatal Care, Chronic Energy Deficiency (CED), and Receiving Iron Supplement in Jawa Tengah Province, 2017*

| Unit Kerja<br><i>Working Unit</i> | Jumlah Ibu Hamil<br><i>Pregnant Women</i> | Melakukan Kunjungan K1<br><i>One Visit</i> | Melakukan Kunjungan K4<br><i>Four Visits</i> | Mendapat Zat Besi (Fe)<br><i>Receiving Iron</i> |                 |
|-----------------------------------|---|--|--|---|-----------------|
|                                   |   |  |  | FE1 (30 Tablet)                                 | FE3 (90 Tablet) |
| (1)                               | (2)                                       | (3)  | (4)  | (5)   | (6)             |
| <b>Puskesmas</b>                  |   |  |  |   |                 |
| 1. Plantungan                     | 454                                       | 454  | 444  | 455   | 443             |
| 2. Sukorejo 01                    | 608                                       | 608  | 557  | 594   | 561             |
| 3. Sukorejo 02                    | 382                                       | 382  | 343  | 372   | 339             |
| 4. Pageruyung                     | 682                                       | 682  | 678  | 682   | 678             |
| 5. Patean                         | 879                                       | 879  | 842  | 881   | 827             |
| 6. Singorojo 01                   | 569                                       | 569  | 520  | 569   | 514             |
| 7. Singorojo 02                   | 317                                       | 317  | 291  | 313   | 293             |
| 8. Limbangan                      | 591                                       | 591  | 516  | 589   | 533             |
| 9. Boja 01                        | 1 093                                     | 1 093                                      | 985  | 1 093   | 985             |
| 10. Boja 02                       | 385                                       | 385  | 355  | 295   | 268             |
| 11. Kaliwungu                     | 1 096                                     | 1 096                                      | 1 071  | 1 097   | 1 066           |
| 12. Kaliwungu Selatan             | 613                                       | 613  | 587  | 625   | 557             |
| 13. Brangsong 01                  | 539                                       | 539  | 521  | 539   | 526             |
| 14. Brangsong 02                  | 430                                       | 430  | 364  | 418   | 375             |
| 15. Pegandon                      | 581                                       | 581  | 569  | 583   | 571             |
| 16. Ngampel                       | 657                                       | 657  | 601  | 629   | 593             |
| 17. Gemuh 01                      | 488                                       | 488  | 453  | 454   | 451             |
| 18. Gemuh 02                      | 384                                       | 384  | 352  | 451   | 415             |

Sumber: Dinas Kesehatan Kabupaten Kendal

Source: Health Office

**Tabel** Lanjutan  
**Table** 4.2.8 *Continued*

| Unit Kerja<br><i>Working Unit</i> | Jumlah Ibu<br>Hamil<br><i>Pregnant<br/>Women</i> | Melakukan<br>Kunjungan K1<br><i>One Visit</i> | Melakukan<br>Kunjungan K4<br><i>Four Visits</i> | Mendapat Zat Besi (Fe)<br><i>Receiving Iron<br/>Supplement</i> |                    |
|-----------------------------------|--|---|---|--|--------------------|
|                                   |  |   |   | FE1 (30<br>Tablet)   | FE3 (90<br>Tablet) |
| (1)                               | (2)  | (3)   | (4)   | (5)  | (6)                |
| 19. Ringinarum                    | 561  | 561   | 531   | 561  | 531                |
| 20. Weleri 01                     | 564  | 564   | 547   | 563  | 574                |
| 21. Weleri 02                     | 438  | 438   | 405   | 439  | 407                |
| 22. Rowosari 01                   | 631  | 631   | 567   | 641  | 568                |
| 23. Rowosari 02                   | 318  | 318   | 290   | 350  | 287                |
| 24. Kangkung 01                   | 441  | 441   | 428   | 441  | 425                |
| 25. Kangkung 02                   | 340  | 340   | 329   | 329  | 330                |
| 26. Cepiring                      | 920  | 920   | 870   | 868  | 864                |
| 27. Patebon 01                    | 401  | 401   | 392   | 404  | 408                |
| 28. Patebon 02                    | 685  | 685   | 590   | 685  | 592                |
| 29. Kendal 01                     | 669  | 669   | 625   | 639  | 586                |
| 30. Kendal 02                     | 427  | 427   | 407   | 434  | 408                |
| <b>Jumlah/ Total</b>              | <b>17 143</b>                                    | <b>17 143</b>                                 | <b>16 030</b>                                   | <b>16 993</b>  | <b>15 975</b>      |

Sumber: Dinas Kesehatan Kabupaten Kendal

Source: Health Office



Banyaknya Penderita Malaria dan Demam Berdarah di Kabupaten Kendal, 2017

Tabel 4.2.9  
Table

Number of Malaria and Dengue Hemorrhagic Fever Sufferer in Kendal, 2017

| Unit Kerja<br><i>Working Unit</i> | Malaria                     |                       |                  | Demam Berdarah<br>Dengue Hemorrhagic Fever             |  |                   |
|-----------------------------------|-----------------------------|-----------------------|------------------|--|--|-------------------|
|                                   | Tersangka<br><i>Suspect</i> | Valciparum<br>Positif | Vivax<br>Positif | Tersangka DB<br>Dengue<br>Hemorrhagic<br>Fever Suspect | Positif DB<br>Dengue<br>Hemorrhagic<br>Fever | Kematian<br>Death |
| (1)                               | (2)                         | (3)                   | (4)              | (5)  | (6)  | (7)               |
| 1. Januari                        | 79                          | 1                     | 2                | 42   | 15   | -                 |
| 2. Februari                       | 47                          | -                     | 1                | 36   | 12   | -                 |
| 3. Maret                          | 46                          | 1                     | -                | 34   | 13   | -                 |
| 4. April                          | 51                          | 1                     | -                | 29   | 6  | -                 |
| 5. Mei                            | 53                          | -                     | -                | 7  | 1  | -                 |
| 6. Juni                           | 48                          | -                     | 2                | 16   | 8  | 1                 |
| 7. Juli                           | 51                          | -                     | 2                | 6  | 2  | -                 |
| 8. Agustus                        | 47                          | 13                    | 2                | 3  | 1  | -                 |
| 9. September                      | 48                          | 19                    | 15               | 1  | -  | -                 |
| 10. Oktober                       | 52                          | -                     | -                | 16   | 2  | -                 |
| 11. November                      | 56                          | -                     | -                | 20   | 3  | -                 |
| 12. Desember                      | 36                          | -                     | 1                | 11   | -  | -                 |
| <b>Jumlah/ Total</b>              | <b>614</b>                  | <b>35</b>             | <b>25</b>        | <b>221</b>   | <b>63</b>                                    | <b>1</b>          |

Sumber: Dinas Kesehatan Kabupaten Kendal

Source: Health Office

**Tabel** Jumlah Peserta KB Aktif Menurut Unit Kerja, 2017  
**Table 4.2.10** Number of Active Family Planning Acceptor by Working Unit, 2017

| Unit Kerja<br>Working Unit | Peserta KB Aktif<br>Family Planning Participants |     |     |                  |
|----------------------------|--|-----|-----|------------------|
|                            | IUD  | MOW | MOP | Kondom<br>Condom |
| (1)                        | (3)  | (4) | (5) | (6)              |
| <b>Puskesmas</b>           |  |     |     |                  |
| 1. Plantungan              | 699  | 102 | 20  | 56               |
| 2. Sukorejo 01             | 683  | 282 | 17  | 12               |
| 3. Sukorejo 02             | 115  | 76  | 1   | 2                |
| 4. Pageruyung              | 484  | 251 | 41  | 25               |
| 5. Patean                  | 212  | 576 | 42  | 67               |
| 6. Singorojo 01            | 317  | 298 | 65  | 33               |
| 7. Singorojo 02            | 33   | 4   | 0   | 268              |
| 8. Limbangan               | 448  | 377 | 28  | 25               |
| 9. Boja 01                 | 423  | 351 | 51  | 101              |
| 10. Boja 02                | 40   | 1   | 0   | 26               |
| 11. Kaliwungu              | 525  | 232 | 61  | 120              |
| 12. Kaliwungu Selatan      | 200  | 264 | 32  | 728              |
| 13. Brangsong 01           | 160  | 181 | 29  | 9                |
| 14. Brangsong 02           | 185  | 84  | 7   | 1                |
| 15. Pegandon               | 124  | 184 | 44  | 179              |
| 16. Ngampel                | 201  | 253 | 62  | 33               |
| 17. Gemuh 01               | 222  | 169 | 113 | 48               |
| 18. Gemuh 02               | 153  | 115 | 17  | 16               |

Sumber: Dinas Kesehatan Kabupaten Kendal

Source: Health Office

**Tabel Lanjutan**  
**Table 4.2.10 Continued**

| Unit Kerja<br>Working Unit | Peserta KB Aktif<br>Family Planning Participants |              |            |                  |
|----------------------------|--|--------------|------------|------------------|
|                            | IUD  | MOW          | MOP        | Kondom<br>Condom |
| (1)                        | (3)  | (4)          | (5)        | (6)              |
| 19. Ringinarum             | 109  | 356          | 54         | 27               |
| 20. Weleri 01              | 210  | 114          | 23         | 7                |
| 21. Weleri 02              | 198  | 154          | 0          | 23               |
| 22. Rowosari 01            | 147  | 179          | 11         | 16               |
| 23. Rowosari 02            | 88   | 64           | 7          | 13               |
| 24. Kangkung 01            | 149  | 87           | 19         | 6                |
| 25. Kangkung 02            | 112  | 53           | 21         | 1                |
| 26. Cepiring               | 486  | 204          | 42         | 57               |
| 27. Patebon 01             | 177  | 87           | 2          | 6                |
| 28. Patebon 02             | 254  | 120          | 10         | 18               |
| 29. Kendal 01              | 470  | 155          | 60         | 18               |
| 30. Kendal 02              | 380  | 105          | 9          | 43               |
| <b>Jumlah/ Total</b>       | <b>8 004</b>                                     | <b>5 478</b> | <b>888</b> | <b>1 984</b>     |

Sumber: Dinas Kesehatan Kabupaten Kendal

Source: Health Office

**Tabel Lanjutan**  
**Table 4.2.10 Continued**

| Unit Kerja<br>Working Unit | Peserta KB Aktif<br>Family Planning Participants |          |       |        |
|----------------------------|--|----------|-------|--------|
|                            | Implan   | Suntikan | Pil   | Jumlah |
| (1)                        | (7)  | (8)      | (9)   | (10)   |
| <b>Puskesmas</b>           |  |          |       |        |
| 1. Plantungan              | 1 573  | 2 386    | 455   | 5 291  |
| 2. Sukorejo 01             | 790  | 3 868    | 512   | 6 164  |
| 3. Sukorejo 02             | 531  | 2 874    | 374   | 3 973  |
| 4. Pageruyung              | 1 785  | 2 829    | 1 270 | 6 685  |
| 5. Patean                  | 1 766  | 5 781    | 710   | 9 154  |
| 6. Singorojo 01            | 1 658  | 2 931    | 538   | 5 840  |
| 7. Singorojo 02            | 125  | 2 224    | 560   | 3 214  |
| 8. Limbangan               | 830  | 4 131    | 637   | 6 476  |
| 9. Boja 01                 | 1 057  | 3 146    | 1 181 | 6 310  |
| 10. Boja 02                | 259  | 3 289    | 133   | 3 748  |
| 11. Kaliwungu              | 585  | 6 166    | 2 168 | 9 857  |
| 12. Kaliwungu Selatan      | 665  | 3 683    | 1 257 | 6 829  |
| 13. Brangsong 01           | 491  | 2 280    | 807   | 3 957  |
| 14. Brangsong 02           | 276  | 1 824    | 493   | 2 870  |
| 15. Pegandon               | 583  | 2 949    | 1 562 | 5 625  |
| 16. Ngampel                | 572  | 3 413    | 1 226 | 5 760  |
| 17. Gemuh 01               | 238  | 2 193    | 1 135 | 4 118  |
| 18. Gemuh 02               | 318  | 1 858    | 768   | 3 245  |

Sumber: Dinas Kesehatan Kabupaten Kendal

Source: Health Office

**Tabel Lanjutan**  
**Table 4.2.10 Continued**

| Unit Kerja<br>Working Unit | Peserta KB Aktif<br>Family Planning Participants |               |               |                |
|----------------------------|--|---------------|---------------|----------------|
|                            | Implan   | Suntikan      | Pil           | Jumlah         |
| (1)                        | (7)  | (8)           | (9)           | (10)           |
| 19. Ringinarum             | 503  | 3173          | 30            | 4252           |
| 20. Weleri 01              | 365  | 4018          | 513           | 5250           |
| 21. Weleri 02              | 166  | 1870          | 677           | 3088           |
| 22. Rowosari 01            | 349  | 3895          | 1561          | 6158           |
| 23. Rowosari 02            | 211  | 1750          | 593           | 2726           |
| 24. Kangkung 01            | 372  | 4217          | 874           | 5724           |
| 25. Kangkung 02            | 374  | 3843          | 835           | 5239           |
| 26. Cepiring               | 675  | 3676          | 1844          | 6984           |
| 27. Patebon 01             | 354  | 1962          | 605           | 3193           |
| 28. Patebon 02             | 154  | 3076          | 1203          | 4835           |
| 29. Kendal 01              | 343  | 2990          | 837           | 4873           |
| 30. Kendal 02              | 239  | 2018          | 444           | 3238           |
| <b>Jumlah/ Total</b>       | <b>18 207</b>                                    | <b>94 313</b> | <b>25 802</b> | <b>154 676</b> |

Sumber: Dinas Kesehatan Kabupaten Kendal

Source: Health Office

**Tabel 4.2.11** Banyaknya Pelayanan Rawat Jalan Rumah Sakit Umum Kabupaten Kendal, 2017  
**Table** *Number of Outpatient Service at General Hospital in Kendal, 2017*

| Klinik<br>Clinic    | Pasien<br>Patiien<br>(Orang/Person) | Jumlah Klinik Buka<br>Days Open | Rata-rata Pasien<br>(Orang/Person )/<br>(Orang/Person )/<br>Hari/Day) |
|---------------------|-------------------------------------|---------------------------------|---|
| (1)                 | (2)                                 | (3)                             | (4)   |
| 1. Dalam            | 37 134                              | 273                             | 136,00  |
| 2. Bedah            | 10 675                              | 273                             | 39,00   |
| 3. Bedah Orthopedi  | 4 009                               | 273                             | 14,00   |
| 4. Anak             | 5 147                               | 273                             | 19,00   |
| 5. Obsgin-KB        | 5 512                               | 273                             | 20,00   |
| 6. Jiwa             | 7 395                               | 273                             | 27,00   |
| 7. THT              | 5 591                               | 273                             | 20,00   |
| 8. Mata             | 16 633                              | 273                             | 61,00   |
| 9. Kulit            | 3 022                               | 273                             | 11,00   |
| 10. Gigi            | 7 889                               | 273                             | 28,00   |
| 11. Radiologi       | 13 980                              | 273                             | 51,00   |
| 12. R.Medik         | 11 836                              | 273                             | 43,00   |
| 13. Saraf           | 11 912                              | 273                             | 43,00   |
| 14. Umum            | 3 359                               | 273                             | 12,00   |
| 15. Paru            | 2 120                               | 273                             | 7,00  |
| 16. VCT             | 541                                 | 273                             | 2,00  |
| 17. Bedah Mulut     | 50                                  | 273                             | 0,18  |
| 18. CST             | 10                                  | 273                             | 0,03  |
| 19. DOTS            | 454                                 | 273                             | 1,00  |
| 20. 24 Jam          | 308                                 | 365                             | 0,84  |
| 21. Gizi            | 14                                  | 273                             | 0,05  |
| <b>Jumlah/Total</b> | <b>147 591</b>                      |                                 | <b>535</b>  |

Sumber: RSUD Dr. H. Soewondo Kabupaten Kendal

Source: General Hospital of Dr. H. Soewondo Kendal

**Tabel** 4.2.12 **Banyaknya Pelayanan Rawat Inap Dirinci per Kelas RSUD Dr. H. Soewondo Kendal, 2014 - 2017**  
**Table** *Number of Inpatient Service by Class at General Hospital in Kendal, 2014 - 2017*

|    | <b>Kelas<br/>Class</b> | <b>2014<br/>(hari/day)</b> | <b>2015<br/>(hari/day)</b> | <b>2016<br/>(hari/day)</b> | <b>2017<br/>(hari/day)</b> |
|----|------------------------|----------------------------|----------------------------|----------------------------|----------------------------|
|    | (1)                    | (2)                        | (3)                        | (4)                        | (5)                        |
| 1. | Utama                  | 1 169                      | 886                        | 576                        | 554                        |
| 2. | Kelas I                | 2 786                      | 2 966                      | 3 906                      | 3 679                      |
| 3. | Kelas II               | 2 900                      | 3 675                      | 3 993                      | 3 526                      |
| 4. | Kelas III              | 8 997                      | 10 718                     | 12 580                     | 11 724                     |
| 5. | ICU                    | 601                        | 606                        | 518                        | 476                        |
| 6. | HCU                    | 578                        | 322                        | 433                        | 444                        |
| 7. | Peristi                | 884                        | 972                        | 1 095                      | 1 081                      |
|    | <b>Jumlah/Total</b>    | <b>17 915</b>              | <b>20 145</b>              | <b>23 101</b>              | <b>21 484</b>              |

Sumber: RSUD Dr. H. Soewondo Kabupaten Kendal

Source: General Hospital of Dr. H. Soewondo Kendal

**Tabel 4.2.13** Banyaknya Pelayanan Rawat Tinggal UPF Pada RSUD Dr. H. Soewondo Kendal, 2014 - 2017  
**Table** *Number of Inpatient Service at General Hospital in Kendal, 2014 - 2017*

| Keterangan<br><i>Item</i> | 2014<br>(hari/day) | 2015<br>(hari/day) | 2016<br>(hari/day) | 2017<br>(hari/day) |
|---------------------------|--------------------|--------------------|--------------------|--------------------|
| (1)                       | (2)                | (3)                | (4)                | (5)                |
| 1. Anak                   | 4 552              | 5 201              | 6 649              | 5 189              |
| 2. Obs                    | 2 541              | 2 819              | 3 647              | 3 655              |
| 3. Dalam                  | 6 326              | 7 258              | 7 446              | 6 748              |
| 4. Bedah Mulut            | 2 680              | 2 947              | 3 012              | 2 787              |
| 5. ICU                    | 359                | 336                | 318                | 283                |
| 6. Bayi                   | 128                | 127                | 69                 | 246                |
| 7. THT                    | 343                | 373                | 471                | 345                |
| 8. Mata                   | 294                | 390                | 333                | 582                |
| 9. Saraf                  | 375                | 341                | 677                | 855                |
| 10. Kulit                 | 16                 | 23                 | 48                 | 74                 |
| 11. Gigi                  | 5                  | 11                 | 33                 | 194                |
| 12. Ginekologi            | 14                 | 2                  | 8                  | 16                 |
| 13. HCU                   | 3                  | 0                  | 1                  | 1                  |
| 14. Orthopedi             | 241                | 230                | 317                | 430                |
| 15. paru-paru             | 0                  | 0                  | 0                  | 30                 |
| 16. Umum                  | 38                 | 87                 | 72                 | 49                 |
| <b>Jumlah/Total</b>       | <b>17 915</b>      | <b>20 145</b>      | <b>23 101</b>      | <b>21 484</b>      |

Sumber: RSUD Dr. H. Soewondo Kabupaten Kendal

Source: *General Hospital of Dr. H. Soewondo Kendal*



Banyaknya Pelayanan Operasi Pada RSUD Dr. H. Soewondo Kendal,  
2014 - 2017

**Tabel**  
**Table** 4.2.14

*Number of Surgery at General Hospital in Kendal, 2014 - 2017*

|    | Kelas<br>Class      | 2014<br>(hari/day) | 2015<br>(hari/day) | 2016<br>(hari/day) | 2017<br>(hari/day) |
|----|---------------------|--------------------|--------------------|--------------------|--------------------|
|    | (1)                 | (2)                | (3)                | (4)                | (5)                |
| 1. | Bedah               | 890                | 725                | 949                | 45                 |
| 2. | Bedah Orthopedi     | 143                | 107                | 289                | 2                  |
| 3. | Kandungan           | 28                 | 501                | 1 146              | 0                  |
| 4. | THT                 | 324                | 60                 | 94                 | 0                  |
| 5. | Mata                | 17                 | 77                 | 455                | 0                  |
| 6. | Kulit               | 5                  | 8                  | 6                  | 0                  |
| 7. | Gigi dan Mulut      | 20                 | 39                 | 68                 | 1                  |
|    | <b>Jumlah/Total</b> | <b>1 427</b>       | <b>1 517</b>       | <b>3 007</b>       | <b>48</b>          |

Sumber: RSUD Dr. H. Soewondo Kabupaten Kendal

Source: General Hospital of Dr. H. Soewondo Kendal

### 4.3 AGAMA/RELIGION

**Tabel 4.3.1** Jumlah Penduduk Menurut Kecamatan dan Agama yang Dianut di Kabupaten Kendal, 2017  
**Table** *Population by Subdistrict and Religion in Kendal Regency, 2017*

| Kecamatan<br><i>District</i> | Islam<br><i>Islam</i> | Katolik<br><i>Catholic</i> | Kristen<br><i>Christians</i> | Hindu<br><i>Hindu</i> | Budha<br><i>Buddha</i> | Konghuchu<br><i>Confucius</i> | Keperc<br>ayaan |
|------------------------------|-----------------------|----------------------------|------------------------------|-----------------------|------------------------|-------------------------------|-----------------|
| (1)                          | (2)                   | (3)                        | (4)                          | (5)                   | (6)                    | (7)                           | (8)             |
| 1 Plantungan                 | 30 308                | 87                         | 121                          | 8                     | -                      | -                             | -               |
| 2 Sukorejo                   | 63 686                | 325                        | 524                          | 9                     | 67                     | -                             | -               |
| 3 Pageruyung                 | 33 322                | 56                         | 367                          | 37                    | -                      | -                             | -               |
| 4 Patean                     | 48 485                | 232                        | 546                          | 84                    | 94                     | -                             | -               |
| 5 Singorojo                  | 50 848                | 408                        | 116                          | 154                   | 3                      | -                             | -               |
| 6 Limbangan                  | 32 703                | 254                        | 101                          | 3                     | 6                      | -                             | -               |
| 7 Boja                       | 68 787                | 1 630                      | 575                          | -                     | 1                      | -                             | -               |
| 8 Kaliwungu                  | 61 496                | 114                        | 142                          | 71                    | 4                      | -                             | -               |
| 9 Kaliwungu Selatan          | 43 293                | 166                        | 216                          | -                     | 2                      | -                             | -               |
| 10 Brangsong                 | 50 401                | 110                        | 46                           | -                     | -                      | -                             | -               |
| 11 Pegandon                  | 42 124                | 33                         | 37                           | -                     | -                      | -                             | -               |
| 12 Ngampel                   | 38 675                | 9                          | -                            | 4                     | -                      | -                             | -               |
| 13 Gemuh                     | 49 211                | 79                         | 78                           | -                     | 3                      | -                             | -               |
| 14 Ringinarum                | 39 681                | 53                         | 10                           | -                     | 1                      | -                             | -               |
| 15 Weleri                    | 62 208                | 1 168                      | 908                          | -                     | 61                     | -                             | -               |
| 16 Rowosari                  | 51 329                | 30                         | 31                           | -                     | -                      | -                             | -               |
| 17 Kangkung                  | 51 694                | 7                          | 4                            | -                     | -                      | -                             | 4               |
| 18 Cepiring                  | 54 598                | 145                        | 144                          | -                     | 8                      | -                             | -               |
| 19 Patebon                   | 58 900                | 333                        | 166                          | 25                    | 4                      | -                             | 31              |
| 20 Kota Kendal               | 57 584                | 596                        | 259                          | 46                    | 25                     | 5                             | -               |
| <b>Kendal</b>                | <b>989 333</b>        | <b>5 835</b>               | <b>4 391</b>                 | <b>441</b>            | <b>279</b>             | <b>5</b>                      | <b>35</b>       |

Sumber: Kantor Kementerian Agama Kabupaten Kendal

Source: *Ministry of Religion Affairs*

**Banyaknya Nikah, Talak, Cerai, dan Rujuk Di Kabupaten Kendal,  
2017**

**Tabel 4.3.2**  
**Table Number of Marriages, Divorce, and Reconciliation in Kendal, 2017**

| Kecamatan<br><i>District</i> | Nikah<br><i>Marriages</i> | Talak<br><i>Divorce</i> | Cerai<br><i>Divorce</i> | Rujuk<br><i>Reconciliation</i> | Jumlah<br><i>Total</i> |
|------------------------------|---------------------------|-------------------------|-------------------------|--------------------------------|------------------------|
| (1)                          | (2)                       | (3)                     | (4)                     | (5)                            | (6)                    |
| 1 Plantungan                 | 442                       | 14                      | 55                      | -                              | 511                    |
| 2 Sukorejo                   | 637                       | 42                      | 90                      | -                              | 769                    |
| 3 Pageruyung                 | 436                       | 25                      | 47                      | -                              | 508                    |
| 4 Patean                     | 503                       | 19                      | 62                      | -                              | 584                    |
| 5 Singorojo                  | 513                       | 21                      | 78                      | -                              | 612                    |
| 6 Limbangan                  | 556                       | 30                      | 42                      | -                              | 628                    |
| 7 Boja                       | 403                       | 5                       | 15                      | 2                              | 425                    |
| 8 Kaliwungu                  | 499                       | 16                      | 33                      | -                              | 548                    |
| 9 Kaliwungu Selatan          | 247                       | -                       | -                       | -                              | 247                    |
| 10 Brangsong                 | 349                       | 2                       | 9                       | -                              | 360                    |
| 11 Pegandon                  | 301                       | 20                      | 39                      | -                              | 360                    |
| 12 Ngampel                   | 436                       | 25                      | 40                      | -                              | 501                    |
| 13 Gemuh                     | 554                       | 19                      | 56                      | 8                              | 637                    |
| 14 Ringinarum                | 392                       | 32                      | -                       | -                              | 424                    |
| 15 Weleri                    | 284                       | 7                       | 29                      | -                              | 320                    |
| 16 Rowosari                  | 400                       | 24                      | 63                      | -                              | 487                    |
| 17 Kangkung                  | 493                       | 27                      | 102                     | -                              | 622                    |
| 18 Cepiring                  | 455                       | 29                      | 77                      | -                              | 561                    |
| 19 Patebon                   | 485                       | 23                      | 48                      | -                              | 556                    |
| 20 Kota Kendal               | 534                       | 12                      | 46                      | -                              | 592                    |
| <b>Kendal</b>                | <b>8 919</b>              | <b>392</b>              | <b>931</b>              | <b>10</b>                      | <b>10 252</b>          |

Sumber: Kantor Kementerian Agama Kabupaten Kendal

Source: Ministry of Religion Affairs

**Tabel 4.3.3** Banyaknya Jamaah Haji di Kabupaten Kendal, 2016 - 2017  
**Table** *Number of Moslem Pilgrims in Kendal, 2016 - 2017*

| Kecamatan<br>District | 2016       | 2017         |
|-----------------------|------------|--------------|
| (1)                   | (2)        | (3)          |
| 1 Plantungan          | 44         | 27           |
| 2 Sukorejo            | 49         | 59           |
| 3 Pageruyung          | 28         | 30           |
| 4 Patean              | 19         | 23           |
| 5 Singorojo           | 14         | 46           |
| 6 Limbangan           | 29         | 25           |
| 7 Boja                | 62         | 84           |
| 8 Kaliwungu           | 59         | 119          |
| 9 Kaliwungu Selatan   | 22         | 46           |
| 10 Brangsong          | 35         | 51           |
| 11 Pegandon           | 28         | 41           |
| 12 Ngampel            | 40         | 51           |
| 13 Gemuh              | 42         | 53           |
| 14 Ringinarum         | 11         | 30           |
| 15 Weleri             | 42         | 41           |
| 16 Rowosari           | 19         | 54           |
| 17 Kangkung           | 49         | 55           |
| 18 Cepiring           | 41         | 52           |
| 19 Patebon            | 56         | 104          |
| 20 Kota Kendal        | 78         | 106          |
| <b>Kendal</b>         | <b>767</b> | <b>1 097</b> |

Sumber: Kantor Kementerian Agama Kabupaten Kendal

Source: *Ministry of Religion Affairs*

**Tabel 4.3.4** Banyaknya Jamaah Haji Menurut Jenis Kelamin, Pendidikan, dan Pekerjaan di Kabupaten Kendal, 2017  
**Table 4.3.4** *Number of Moslem Pilgrims by Sex, Education, and Kind of Effort in Kendal, 2016 - 2017*

| Rincian<br>Items     | 2017         |
|----------------------|--------------|
| (1)                  | (2)          |
| <b>Jenis Kelamin</b> | <b>1 097</b> |
| 1. Laki-laki         | 505          |
| 2. Perempuan         | 592          |
| <b>Pendidikan</b>    | <b>1 097</b> |
| 1. SD                | 484          |
| 2. SLTP              | 141          |
| 3. SLTA              | 230          |
| 4. D3                | 61           |
| 5. S1                | 165          |
| 6. S2                | 16           |
| 7. S3                | 0            |
| <b>Pendidikan</b>    | <b>1 097</b> |
| 1. PNS               | 199          |
| 2. TNI/POLRI         | 6            |
| 3. Dagang            | 105          |
| 4. Tani              | 216          |
| 5. Swasta            | 339          |
| 6. Ibu Rumah Tangga  | 183          |
| 7. Pelajar           | 12           |
| 8. BUMN/BUMD         | 8            |
| 9. Pensiunan         | 29           |

Sumber: Kantor Kementerian Agama Kabupaten Kendal

Source: Ministry of Religion Affairs

**Tabel 4.3.5** Jumlah Tempat Peribadatan Menurut Kecamatan di Kabupaten Kendal, 2017  
**Table 4.3.5** *Number of Worship Facilities by Subdistrict in Kendal Regency, 2017*

| Kecamatan<br>District | Masjid<br>Mosque | Mushola<br>Mushola | Gereja<br>Protestan<br>Christian<br>Church | Gereja<br>Katholik<br>Catholic<br>Church | Pura<br>Temple | Vihara<br>Vihara |
|-----------------------|------------------|--------------------|--|--|----------------|------------------|
| (1)                   | (2)              | (3)                | (4)  | (5)                                      | (6)            |                  |
| 1 Plantungan          | 47               | 213                | 1  | 1  | -              | -                |
| 2 Sukorejo            | 90               | 325                | 3  | 1  | -              | -                |
| 3 Pageruyung          | 60               | 189                | -  | 3  | -              | -                |
| 4 Patean              | 93               | 206                | -  | 9  | 1              | 3                |
| 5 Singorojo           | 53               | 122                | 2  | -  | -              | -                |
| 6 Limbangan           | 67               | 182                | 4  | 1  | -              | -                |
| 7 Boja                | 131              | 274                | 12   | -  | -              | -                |
| 8 Kaliwungu           | 26               | 197                | 1  | -  | 1              | -                |
| 9 Kaliwungu Selatan   | 25               | 156                | 1  | -  | -              | -                |
| 10 Brangsong          | 28               | 209                | -  | -  | -              | -                |
| 11 Pegandon           | 22               | 167                | -  | -  | -              | -                |
| 12 Ngampel            | 16               | 56                 | -  | -  | -              | -                |
| 13 Gemuh              | 33               | 172                | -  | 1  | -              | -                |
| 14 Ringinarum         | 30               | 146                | 1  | -  | -              | -                |
| 15 Weleri             | 45               | 178                | 4  | 2  | -              | 1                |
| 16 Rowosari           | 31               | 129                | -  | -  | -              | -                |
| 17 Kangkung           | 37               | 167                | -  | -  | -              | -                |
| 18 Cepiring           | 29               | 165                | 1  | -  | -              | -                |
| 19 Patebon            | 36               | 209                | 2  | 1  | -              | -                |
| 20 Kota Kendal        | 29               | 266                | -  | 1  | -              | -                |
| <b>Kendal</b>         | <b>928</b>       | <b>3 728</b>       | <b>32</b>                                  | <b>20</b>                                | <b>2</b>       | <b>4</b>         |

Sumber: Kantor Kementerian Agama Kabupaten Kendal

Source: *Ministry of Religion Affairs*

**Banyak Pondok Pesantren, Pengajar, dan Santri di Kabupaten Kendal, 2017**

**Tabel 4.3.6** *Number of Muslim Boarding School, Instructur, and Student in Kendal, 2017*

| Kecamatan<br>District | Pondok Pesantren<br>Moslem Boarding<br>School | Pengajar<br>Instructur | Santri<br>Student |
|-----------------------|---|------------------------|-------------------|
| (1)                   | (2)   | (3)                    | (4)               |
| 1 Plantungan          | 10  | 20                     | 850               |
| 2 Sukorejo            | 15  | 27                     | 1 127             |
| 3 Pageruyung          | 11  | 23                     | 1 246             |
| 4 Patean              | 8   | 14                     | 754               |
| 5 Singorojo           | 12  | 18                     | 1 293             |
| 6 Limbangan           | 13  | 20                     | 792               |
| 7 Boja                | 15  | 31                     | 496               |
| 8 Kaliwungu           | 30  | 234                    | 4 667             |
| 9 Kaliwungu Selatan   | 2   | 11                     | 117               |
| 10 Brangsong          | 11  | 23                     | 635               |
| 11 Pegandon           | 18  | 26                     | 1 355             |
| 12 Ngampel            | 11  | 120                    | 2 328             |
| 13 Gemuh              | 15  | 28                     | 986               |
| 14 Ringinarum         | 7   | 20                     | 627               |
| 15 Weleri             | 10  | 17                     | 670               |
| 16 Rowosari           | 11  | 23                     | 731               |
| 17 Kangkung           | 6   | 14                     | 358               |
| 18 Cepiring           | 10  | 19                     | 784               |
| 19 Patebon            | 19  | 35                     | 1 129             |
| 20 Kota Kendal        | 21  | 42                     | 1 112             |
| <b>Kendal</b>         | <b>255</b>                                    | <b>765</b>             | <b>22 057</b>     |

Sumber: Kantor Kementerian Agama Kabupaten Kendal

Source: Ministry of Religion Affairs

## 4.4 KRIMINALITAS/CRIME

**Tabel 4.4.1** Banyaknya Kejahatan dan Pelanggaran Yang Tercatat Di Polres Kabupaten Kendal, 2017  
**Table 4.4.1** *Number of Criminal and Violation Noted at Police Station in Kendal, 2017*

| Bulan<br><i>Month</i> | Pencurian        |                       |                |                |                 |               |                 |              | Jumlah     |
|-----------------------|------------------|-----------------------|----------------|----------------|-----------------|---------------|-----------------|--------------|------------|
|                       | Pembe-<br>rataan | Kend<br>Bermo-<br>tor | Kekera-<br>san | Kebak-<br>aran | Pembu-<br>nuhan | Uang<br>Palsu | Aniaya<br>Berat | Narko-<br>ba |            |
| (1)                   | (2)              | (3)                   | (4)            | (5)            | (6)             | (7)           | (8)             | (9)          | (10)       |
| Januari               | 6                | 4                     | 1              | 1              | -               | -             | -               | 1            | 13         |
| Februari              | 4                | 2                     | -              | 3              | -               | -             | 1               | 1            | 11         |
| Maret                 | 3                | 4                     | -              | -              | -               | -             | 1               | 1            | 9          |
| April                 | 2                | 4                     | -              | 2              | 1               | -             | -               | -            | 9          |
| Mei                   | 3                | 3                     | 2              | -              | -               | -             | 1               | -            | 9          |
| Juni                  | 1                | 2                     | -              | 2              | -               | -             | 2               | -            | 7          |
| Juli                  | 4                | 1                     | -              | 5              | -               | -             | -               | -            | 10         |
| Agustus               | 4                | 2                     | -              | 4              | -               | -             | -               | 1            | 11         |
| September             | 1                | 3                     | -              | 5              | -               | -             | 1               | 1            | 11         |
| Oktober               | 4                | 1                     | -              | -              | -               | -             | 1               | 4            | 10         |
| Nopember              | 4                | 4                     | -              | 1              | 1               | -             | 2               | 1            | 13         |
| Desember              | 2                | -                     | -              | 1              | -               | -             | -               | -            | 3          |
| <b>Jumlah/ Total</b>  | <b>38</b>        | <b>30</b>             | <b>3</b>       | <b>24</b>      | <b>2</b>        | <b>0</b>      | <b>9</b>        | <b>10</b>    | <b>116</b> |

Sumber: Polres Kendal

Source: Police Office



**Tabel 4.4.2** Jumlah Tindak Pidana Menurut Kepolisian Resor Kendal, 2017  
**Table** 4.4.2 *Number of Criminal by Police Office in Kendal, 2017*

| Polres/ Polsek                | 2015       | 2016       | 2017       |
|-------------------------------|------------|------------|------------|
| (1)                           | (2)        | (3)        | (4)        |
| Reskrim                       | 234        | 145        | 107        |
| Plantungan                    | 3          | 4          | 4          |
| Sukorejo                      | 9          | 4          | 10         |
| Pageruyung                    | 5          | 3          | 6          |
| Patean                        | 2          | 3          | 2          |
| Singorojo                     | 5          | 3          | 6          |
| Limbangan                     | 4          | 2          | 1          |
| Boja                          | 8          | 5          | 6          |
| Kaliwungu (Kaliwungu Selatan) | 18         | 7          | 15         |
| Brangsong                     | 13         | 8          | 8          |
| Pegandon (Ngampel)            | 6          | 8          | 7          |
| Gemuh (Ringinarum)            | 8          | 11         | 6          |
| Weleri                        | 13         | 9          | 6          |
| Rowosari                      | 5          | 4          | 6          |
| Kangkung                      | 2          | 4          | 3          |
| Cepiring                      | 10         | 1          | 5          |
| Patebon                       | 18         | 12         | 13         |
| Kota Kendal                   | 6          | 5          | 12         |
| <b>Jumlah/ Total</b>          | <b>369</b> | <b>238</b> | <b>223</b> |

Sumber: Polres Kendal

Source: Police Office

**Tabel 4.4.3** Banyaknya Kejahatan dan Pelanggaran Yang Tercatat Di Polres Kabupaten Kendal, 2017  
**Table 4.4.3** *Number of Criminal and Violation Noted at Police Station in Kendal, 2017*

| Bulan<br><i>Month</i> | Kecelakaan |            |               | Korban           |               |                | Kerugian<br>Material<br>(000,-) |
|-----------------------|------------|------------|---------------|------------------|---------------|----------------|---------------------------------|
|                       | Jml        | Sls        | % Selra       | Mati<br>Ditempat | Luka<br>Berat | Luka<br>Ringan |                                 |
| (1)                   | (2)        | (3)        | (4)           | (5)              | (6)           | (7)            | (8)                             |
| Januari               | 23         | 23         | 100,00%       | 13               | -             | 24             | 12 900                          |
| Februari              | 21         | 21         | 100,00%       | 5                | 1             | 25             | 8 425                           |
| Maret                 | 31         | 31         | 100,00%       | 11               | -             | 39             | 29 100                          |
| April                 | 32         | 28         | 87,50%        | 9                | -             | 38             | 13 550                          |
| Mei                   | 22         | 18         | 81,82%        | 10               | -             | 22             | 8 050                           |
| Juni                  | 11         | 11         | 100,00%       | 7                | 1             | 8              | 4 750                           |
| Juli                  | 31         | 24         | 77,42%        | 12               | -             | 30             | 10 600                          |
| Agustus               | 33         | 19         | 57,58%        | 11               | 1             | 30             | 56 700                          |
| September             | 25         | 23         | 92,00%        | 10               | 3             | 24             | 14 050                          |
| Oktober               | 23         | 18         | 78,26%        | 11               | 1             | 25             | 16 610                          |
| Nopember              | 16         | 11         | 68,75%        | 5                | -             | 13             | 5 850                           |
| Desember              | 15         | 13         | 86,67%        | 2                | -             | 17             | 3 500                           |
| <b>Jumlah/ Total</b>  | <b>283</b> | <b>240</b> | <b>84,81%</b> | <b>106</b>       | <b>7</b>      | <b>295</b>     | <b>184 085</b>                  |

Sumber: Polres Kendal

Source: Police Office

Banyaknya Pelanggaran Lalu Lintas dan Hasil Denda di Kabupaten Kendal, 2017

**Tabel** 4.4.4 **Number of Traffic Violation and Fine in Kendal, 2017**

| Bulan<br>Month       | Denda         |               |               | Hasil Denda<br>(000,-) |
|----------------------|---------------|---------------|---------------|------------------------|
|                      | Tilang        | Teguran       | Jumlah        |                        |
| (1)                  | (2)           | (3)           | (4)           | (5)                    |
| Januari              | 1 868         | 2 914         | 4 782         | 56 040                 |
| Februari             | 2 288         | 4 516         | 6 804         | 68 640                 |
| Maret                | 1 256         | 4 370         | 5 626         | 37 680                 |
| April                | 1 359         | 3 852         | 5 211         | 76 060                 |
| Mei                  | 2 742         | 3 177         | 5 919         | 146 542                |
| Juni                 | 1 906         | 2 472         | 4 378         | 57 180                 |
| Juli                 | 2 251         | 2 881         | 5 132         | 123 637                |
| Agustus              | 4 124         | 4 879         | 9 003         | 214 123                |
| September            | 4 883         | 5 712         | 10 595        | 228 103                |
| Oktober              | 4 500         | 5 591         | 10 091        | 274 114                |
| Nopember             | 5 279         | 5 530         | 10 809        | 302 510                |
| Desember             | 2 818         | 4 235         | 7 053         | 163 097                |
| <b>Jumlah/ Total</b> | <b>35 274</b> | <b>50 129</b> | <b>85 403</b> | <b>1 747 726</b>       |

Sumber: Polres Kendal

Source: Police Office

**Tabel 4.4.5** Banyaknya Tahanan Kejaksaan Yang Masuk Di Kejaksaan Negeri Kabupaten Kendal, 2017  
**Table 4.4.5** *Number of Public Procecutor Convicts in Kendal, 2017*

| Bulan<br>Month       | Sisa<br>Bulan<br>Lalu | Masuk<br>Bulan<br>Ini | Jml        | Diselesaikan     |                      |                              |                                 | Sisa<br>Akhir<br>Bulan |          |
|----------------------|-----------------------|-----------------------|------------|------------------|----------------------|------------------------------|---------------------------------|------------------------|----------|
|                      |                       |                       |            | Diputus<br>Bebas | Dilimpahkan<br>ke PN | Dimerdekakan<br>Dari Tahanan | Dikirim ke<br>Kejaksaan<br>Lain |                        | Jml      |
| (1)                  | (2)                   | (3)                   | (4)        | (5)              | (6)                  | (7)                          | (9)                             | (9)                    | (10)     |
| Januari              | -                     | 18                    | 18         | -                | 18                   | -                            | -                               | 18                     | -        |
| Februari             | -                     | 20                    | 20         | -                | 20                   | -                            | -                               | 20                     | -        |
| Maret                | -                     | 26                    | 26         | -                | 26                   | -                            | -                               | 26                     | -        |
| April                | -                     | 24                    | 24         | -                | 24                   | -                            | -                               | 24                     | -        |
| Mei                  | -                     | 21                    | 21         | -                | 21                   | -                            | -                               | 21                     | -        |
| Juni                 | -                     | 16                    | 16         | -                | 16                   | -                            | -                               | 16                     | -        |
| Juli                 | -                     | 23                    | 23         | -                | 23                   | -                            | -                               | 23                     | -        |
| Agustus              | -                     | 23                    | 23         | -                | 23                   | -                            | -                               | 23                     | -        |
| September            | -                     | 17                    | 17         | -                | 17                   | -                            | -                               | 17                     | -        |
| Oktober              | -                     | 23                    | 23         | -                | 23                   | -                            | -                               | 23                     | -        |
| Nopember             | -                     | 36                    | 36         | -                | 36                   | -                            | -                               | 36                     | -        |
| Desember             | -                     | 24                    | 24         | -                | 24                   | -                            | -                               | 24                     | -        |
| <b>Jumlah/ Total</b> | <b>0</b>              | <b>271</b>            | <b>271</b> | <b>0</b>         | <b>271</b>           | <b>0</b>                     | <b>0</b>                        | <b>271</b>             | <b>0</b> |

Sumber: Kantor Kejaksaan Negeri Kabupaten Kendal

Source: *Public Procecutor of Kendal*

**Tabel 4.4.6** Banyaknya Pelanggaran Hukum (Tersangka dan Tertuduh) Di Kejaksaan Negeri Kabupaten Kendal, 2017  
**Table 4.4.6** *Number of Law Violation (Suspect and Defendants) in Kendal, 2017*

| Bulan<br><i>Month</i> | Dua Bulan<br>Sebelumnya<br><i>Rest of Two<br/>Month Ago</i> | Satu Bulan<br>Sebelumnya<br><i>Rest of A Month<br/>Ago</i> | Bulan Sekarang<br><i>This Month</i> |
|-----------------------|---|--|-------------------------------------|
| (1)                   | (2)   | (3)  | (4)                                 |
| Januari               | 32  | 23   | 6                                   |
| Februari              | 23  | 17   | 20                                  |
| Maret                 | 17  | 15   | 7                                   |
| April                 | 15  | 22   | 20                                  |
| Mei                   | 22  | 19   | 14                                  |
| Juni                  | 19  | 20   | 16                                  |
| Juli                  | 20  | 11   | 15                                  |
| Agustus               | 11  | 17   | 16                                  |
| September             | 17  | 17   | -                                   |
| Oktober               | 17  | 18   | -                                   |
| Nopember              | 18  | 21   | -                                   |
| Desember              | 21  | 32   | -                                   |
| <b>Jumlah/ Total</b>  | <b>232</b>  | <b>232</b>   | <b>114</b>                          |

Sumber: Kantor Kejaksaan Negeri Kabupaten Kendal

Source: *Public Prececutor of Kendal*

**Tabel 4.4.7** Banyaknya Tahanan Kejaksaan Yang Masuk Di Kejaksaan Negeri Kabupaten Kendal, 2017  
**Table 4.4.7** *Number of Public Procecutor Convicts in Kendal, 2017*

| Bulan<br>Month       | Masuk Bulan<br>Laporan | Diselesaikan     |                   |                |                                 | Sisa Bulan<br>Laporan |
|----------------------|------------------------|------------------|-------------------|----------------|---------------------------------|-----------------------|
|                      |                        | Diputuskan<br>PN | Dilimpahkan<br>PN | Dikesampingkan | Dikirim ke<br>Kejaksaan<br>Lain |                       |
| (1)                  | (2)                    | (3)              | (4)               | (5)            | (6)                             | (7)                   |
| Januari              | 18                     | 11               | 18                | -              | -                               | -                     |
| Februari             | 20                     | 27               | 20                | -              | -                               | -                     |
| Maret                | 26                     | 25               | 26                | -              | -                               | -                     |
| April                | 24                     | 23               | 24                | -              | -                               | -                     |
| Mei                  | 21                     | 22               | 21                | -              | -                               | -                     |
| Juni                 | 16                     | 12               | 16                | -              | -                               | -                     |
| Juli                 | 23                     | 20               | 23                | -              | -                               | -                     |
| Agustus              | 23                     | 10               | 23                | -              | -                               | -                     |
| September            | 17                     | 17               | 17                | -              | -                               | -                     |
| Oktober              | 23                     | 16               | 23                | -              | -                               | -                     |
| Nopember             | 36                     | 16               | 36                | -              | -                               | -                     |
| Desember             | 24                     | 21               | 24                | -              | -                               | -                     |
| <b>Jumlah/ Total</b> | <b>271</b>             | <b>220</b>       | <b>271</b>        | <b>0</b>       | <b>0</b>                        | <b>0</b>              |

Sumber: Kantor Kejaksaan Negeri Kabupaten Kendal

Source: *Public Procecutor of Kendal*

**Tabel 4.4.8** Banyaknya Perkara dan Terdakwa Yang Masuk di Pengadilan Negeri Menurut Jenis Perkara di Kabupaten Kendal, 2017  
**Table 4.4.8** *Number of Cases and Defendants at Public Court in Kendal, 2017*

| Jenis Perkara<br><i>Kind of Cases</i> | Sisa Tahun Lalu<br><i>Rest of Last Year</i> |                              | Masuk Tahun Ini<br><i>This Year</i> |                              | Sisa Tahun Ini<br><i>Rest of This Year</i> |                              |
|---------------------------------------|---|------------------------------|-------------------------------------|------------------------------|--|------------------------------|
|                                       | Perkara<br><i>Cases</i>                     | Terdakwa<br><i>Defendant</i> | Perkara<br><i>Cases</i>             | Terdakwa<br><i>Defendant</i> | Perkara<br><i>Cases</i>                    | Terdakwa<br><i>Defendant</i> |
| (1)                                   | (2)   | (3)                          | (4)                                 | (5)                          | (6)  | (7)                          |
| Perkara Pidana Tindak Pidana Ringan   | -   | -                            | 79                                  | 79                           | -  | -                            |
| Perkara Pidana Khusus                 | 14  | 17                           | 39                                  | 41                           | 15   | 15                           |
| Perkara Pidana Khusus Anak            | -   | -                            | 2                                   | 2                            | 1  | 1                            |
| Perkara Pidana Biasa                  | 24  | 30                           | 166                                 | 229                          | 24   | 35                           |
| <b>Jumlah/ Total</b>                  | <b>38</b>                                   | <b>47</b>                    | <b>286</b>                          | <b>351</b>                   | <b>40</b>                                  | <b>51</b>                    |

Sumber: Pengadilan Negeri Kendal

Source: District Court of Kendal

## 4.5 KEMISKINAN/POVERTY

**Tabel 4.5.1** Jumlah Keluarga Menurut Kecamatan dan Klasifikasi Keluarga di Kabupaten Kendal, 2017  
**Table** 4.5.1 *Number of Households by District and Household Classification in Kendal, 2017*

|     | Kecamatan<br><i>District</i> | Miskin<br><i>Poor</i> | Keluarga Sejahtera<br><i>Prosperous Family</i> |              | Jumlah         | <i>Total</i> |
|-----|------------------------------|-----------------------|--|--------------|----------------|--------------|
|     |                              |                       | Rentan   | Menengah     |                |              |
|     | (1)                          | (2)                   | (3)  | (4)          | (5)            |              |
| 1.  | Plantungan                   | 2 736                 | 2 312  | 42           | 5 090          |              |
| 2.  | Sukorejo                     | 2 620                 | 3 583  | 149          | 6 352          |              |
| 3.  | Pageruyung                   | 2 298                 | 2 451  | 50           | 4 799          |              |
| 4.  | Patean                       | 2 416                 | 2 732  | 41           | 5 189          |              |
| 5.  | Singorojo                    | 2 001                 | 4 023  | 178          | 6 202          |              |
| 6.  | Limbangan                    | 918                   | 2 759  | 153          | 3 830          |              |
| 7.  | Boja                         | 1 154                 | 4 653  | 403          | 6 210          |              |
| 8.  | Kaliwungu                    | 622                   | 3 972  | 486          | 5 080          |              |
| 9.  | Kaliwungu Selatan            | 1 181                 | 3 644  | 497          | 5 322          |              |
| 10. | Brangsong                    | 1 141                 | 4 462  | 526          | 6 129          |              |
| 11. | Pegandon                     | 1 086                 | 2 641  | 118          | 3 845          |              |
| 12. | Ngampel                      | 946                   | 2 011  | 53           | 3 010          |              |
| 13. | Gemuh                        | 1 687                 | 3 395  | 167          | 5 249          |              |
| 14. | Ringinarum                   | 1 609                 | 2 877  | 141          | 4 627          |              |
| 15. | Weleri                       | 1 621                 | 4 012  | 321          | 5 954          |              |
| 16. | Rowosari                     | 1 775                 | 3 601  | 193          | 5 569          |              |
| 17. | Kangkung                     | 1 419                 | 3 409  | 140          | 4 968          |              |
| 18. | Cepiring                     | 1 143                 | 3 366  | 257          | 4 766          |              |
| 19. | Patebon                      | 948                   | 3 576  | 355          | 4 879          |              |
| 20. | Kota Kendal                  | 518                   | 2 390  | 360          | 3 268          |              |
|     | <b>Kabupaten Kendal</b>      | <b>29 839</b>         | <b>65 869</b>                                  | <b>4 630</b> | <b>100 338</b> |              |

Sumber: Dinas Sosial Kabupaten Kendal

Source: Social Office



**Tabel**  
**Table** 4.5.2

**Banyaknya Penerima PKH, Rastra, PBIJK menurut Kecamatan di Kabupaten Kendal, 2017**  
**Number of PKH, Rastra, and PBIJK Recipient by District in Kendal, 2017**

| Kecamatan<br><i>District</i> | PKH           | Rastra        | PBIJK          |              |               | Jumlah<br><i>Total</i> |
|------------------------------|---------------|---------------|----------------|--------------|---------------|------------------------|
|                              |               |               | Pusat          | Provinsi     | Kabupaten     |                        |
| (1)                          | (2)           | (3)           | (4)            | (5)          | (6)           | (7)                    |
| 1. Plantungan                | 2 901         | 4 226         | 22 972         | 299          | 773           | 31 171                 |
| 2. Sukorejo                  | 2 794         | 4 758         | 24 340         | 474          | 1 028         | 33 394                 |
| 3. Pageruyung                | 2 565         | 3 841         | 19 265         | 312          | 645           | 26 628                 |
| 4. Patean                    | 2 897         | 4 237         | 19 383         | 257          | 1 382         | 28 156                 |
| 5. Singorojo                 | 2 995         | 4 194         | 22 210         | 766          | 898           | 31 063                 |
| 6. Limbangan                 | 1 446         | 2 260         | 13 217         | 339          | 789           | 18 051                 |
| 7. Boja                      | 2 437         | 3 645         | 25 854         | 390          | 195           | 32 521                 |
| 8. Kaliwungu                 | 1 791         | 2 539         | 18 995         | 191          | 337           | 23 853                 |
| 9. Kaliwungu Selatan         | 2 325         | 3 250         | 20 186         | 522          | 918           | 27 201                 |
| 10. Brangsong                | 2 368         | 3 409         | 23 715         | 238          | 571           | 30 301                 |
| 11. Pegandon                 | 1 304         | 2 361         | 12 319         | 235          | 692           | 16 911                 |
| 12. Ngampel                  | 1 076         | 1 798         | 11 883         | 551          | 820           | 16 128                 |
| 13. Gemuh                    | 2 421         | 3 795         | 23 805         | 296          | 1 449         | 31 766                 |
| 14. Ringinarum               | 1 670         | 3 209         | 16 479         | 224          | 257           | 21 839                 |
| 15. Weleri                   | 2 087         | 3 552         | 19 061         | 266          | 450           | 25 416                 |
| 16. Rowosari                 | 2 353         | 3 674         | 19 684         | 379          | 705           | 26 795                 |
| 17. Kangkung                 | 1 793         | 3 209         | 20 128         | 279          | 996           | 26 405                 |
| 18. Cepiring                 | 1 624         | 2 797         | 17 762         | 258          | 1 314         | 23 755                 |
| 19. Patebon                  | 1 916         | 2 686         | 16 863         | 333          | 825           | 22 623                 |
| 20. Kota Kendal              | 1 122         | 1 606         | 10 908         | 404          | 556           | 14 596                 |
| <b>Kabupaten Kendal</b>      | <b>41 885</b> | <b>65 046</b> | <b>379 029</b> | <b>7 013</b> | <b>15 600</b> | <b>508 573</b>         |

Sumber: Dinas Sosial Kabupaten Kendal

Source: Social Office

**Tabel 4.5.3** **Garis Kemiskinan dan Penduduk Miskin di Kabupaten Kendal, 2015–2017**  
**Poverty Line and Number of Poor People in Kendal Regency, 2015–2017**

| Tahun<br>Year  | 2015    | 2016    | 2017    |
|--|---------|---------|---------|
| (1)  | (2)     | (3)     | (4)     |
| Jumlah Penduduk Miskin (ribu orang)<br><i>Number of Poor People (thousand people)</i>      | 109,27  | 107,81  | 106,07  |
| Persentase Penduduk Miskin<br><i>Percentage of Poor People</i>                             | 11,62   | 11,37   | 11,10   |
| Garis Kemiskinan (rupiah/perkapita/bulan)<br><i>Poverty Line (rupiahs/percapita/month)</i> | 301 449 | 323 078 | 335 497 |
| Indeks Kedalaman Kemiskinan ( $P_1$ )<br><i>Poverty Gap Index-<math>P_1</math></i>         | 2,17    | 2,13    | 1,69    |
| Indeks Keparahan Kemiskinan ( $P_2$ )<br><i>Poverty Gap Index-<math>P_2</math></i>         | 0,57    | 0,61    | 0,39    |

Sumber: Survei Sosial Ekonomi Nasional  
*Source: National Socio Economic Survey*

Catatan: Indeks Kedalaman Kemiskinan ( $P_1$ ) merupakan ukuran rata-rata kesenjangan pengeluaran masing-masing penduduk miskin terhadap garis kemiskinan (GK). Semakin tinggi nilai indeks, semakin jauh rata-rata pengeluaran penduduk dari GK  
 Indeks Keparahan Kemiskinan ( $P_2$ ) memberikan gambaran mengenai penyebaran pengeluaran diantara penduduk miskin. Semakin tinggi nilai indeks, semakin tinggi ketimpangan pengeluaran diantara penduduk miskin

## 4.6 PENGADILAN AGAMA

## Banyaknya Perkara Yang Diterima di Pengadilan Agama Kabupaten

Tabel 4.6.1 Kendal, 2017

Table Number of Cases by Religious Court in Kendal, 2017

| Rincian<br>Items                           | Bulan |     |     |     |     |     |     |     |      |      |      |      | Jumlah<br>Total |
|--|-------|-----|-----|-----|-----|-----|-----|-----|------|------|------|------|-----------------|
|  | 1     | 2   | 3   | 4   | 5   | 6   | 7   | 8   | 9    | 10   | 11   | 12   |                 |
| (1)  | (2)   | (3) | (4) | (5) | (6) | (7) | (8) | (9) | (10) | (11) | (12) | (13) | (14)            |
| Perkawinan                                 |       |     |     |     |     |     |     |     |      |      |      |      |                 |
| Izin Poligami                              | 2     | 3   | -   | -   | 1   | -   | -   | 1   | 1    | -    | -    | -    | 8               |
| Pencegahan<br>Perkawinan                   | -     | -   | -   | -   | -   | -   | -   | -   | -    | -    | -    | -    | 0               |
| Penolakan<br>Perkawinan Oleh<br>PPN        | -     | 1   | -   | -   | -   | -   | -   | -   | -    | -    | -    | -    | 1               |
| Pembatalan<br>Perkawinan                   | -     | -   | -   | -   | -   | -   | -   | -   | -    | -    | -    | -    | 0               |
| Kelalaian Atas<br>Kewajiban<br>Suami/Istri | -     | -   | -   | -   | -   | -   | -   | -   | -    | -    | -    | -    | 0               |
| Cerai Talak                                | 92    | 58  | 67  | 44  | 65  | 26  | 100 | 68  | 61   | 83   | 42   | 49   | 755             |
| Cerai Gugat                                | 192   | 168 | 176 | 151 | 143 | 75  | 216 | 234 | 163  | 212  | 173  | 115  | 2 018           |
| Harta Bersama                              | -     | -   | -   | -   | 2   | -   | -   | -   | -    | -    | -    | -    | 2               |
| Penguasaan Anak                            | -     | -   | -   | 1   | 1   | -   | -   | -   | -    | -    | -    | 1    | 3               |
| Nafkah Anak Oleh<br>Ibu                    | -     | -   | -   | -   | -   | -   | -   | -   | -    | -    | -    | -    | 0               |
| Hak-hak Bekas Istri                        | -     | -   | -   | -   | -   | -   | -   | -   | -    | -    | -    | -    | 0               |
| Pengesahan Anak                            | -     | 1   | -   | -   | -   | -   | -   | -   | -    | -    | -    | -    | 1               |
| Pencabutan<br>Kekuasaan Orang<br>Tua       | -     | -   | -   | -   | -   | -   | -   | -   | -    | -    | -    | -    | 0               |
| Perwalian                                  | 1     | -   | -   | -   | -   | -   | -   | -   | -    | 2    | -    | -    | 3               |
| Pencabutan<br>Kekuasaan Wali               | -     | -   | -   | -   | -   | -   | -   | -   | -    | -    | -    | -    | 0               |

Sumber: Pengadilan Agama Kelas IA Kendal

Source: Religion Court in Kendal

**Tabel** 4.6.1 Lanjutan  
**Table** 4.6.1 *Continued*

| Rincian<br>Items<br>(1)               | Bulan      |            |            |            |            |            |            |            |            |            |            |            | Jumlah<br>Total<br>(14) |
|---------------------------------------|------------|------------|------------|------------|------------|------------|------------|------------|------------|------------|------------|------------|-------------------------|
|                                       | 1<br>(2)   | 2<br>(3)   | 3<br>(4)   | 4<br>(5)   | 5<br>(6)   | 6<br>(7)   | 7<br>(8)   | 8<br>(9)   | 9<br>(10)  | 10<br>(11) | 11<br>(12) | 12<br>(13) |                         |
| Perkawinan                            |            |            |            |            |            |            |            |            |            |            |            |            |                         |
| Penunjukan Orang<br>Lain Sebagai Wali | -          | -          | -          | -          | -          | -          | -          | -          | -          | -          | -          | -          | 0                       |
| Ganti Rugi<br>Terhadap Wali           | -          | -          | -          | -          | -          | -          | -          | -          | -          | -          | -          | -          | 0                       |
| Asal Usul Anak/<br>Pangkatan<br>Anak  | -          | -          | 1          | 4          | 1          | 1          | -          | -          | -          | 1          | 1          | -          | 9                       |
| Penolakan Kawin<br>Campur             | -          | -          | -          | -          | -          | -          | -          | -          | -          | -          | -          | -          | 0                       |
| Itsbat Nikah                          | 7          | 2          | 1          | -          | 3          | 1          | 1          | 3          | 1          | 3          | 3          | 2          | 27                      |
| Izin Kawin                            | -          | -          | -          | -          | -          | -          | -          | -          | -          | -          | -          | -          | 0                       |
| Dispensasi Kawin                      | 15         | 4          | 6          | 5          | 6          | 2          | 6          | 6          | 17         | 11         | 7          | 7          | 92                      |
| Wali adhol                            | -          | -          | 1          | -          | -          | -          | 1          | -          | 1          | 1          | -          | 1          | 5                       |
| Ekonomi Syariah                       |            |            |            |            |            |            |            |            |            |            |            |            |                         |
| Kewarisan                             | 2          | 1          | -          | -          | 2          | -          | -          | 1          | 1          | -          | 1          | 1          | 9                       |
| Wasiat                                | -          | -          | -          | -          | -          | -          | -          | -          | -          | -          | -          | -          | 0                       |
| Hibah                                 | -          | -          | -          | -          | -          | -          | -          | -          | -          | -          | -          | -          | 0                       |
| Wakaf                                 | -          | -          | -          | -          | -          | -          | -          | -          | -          | -          | -          | -          | 0                       |
| Zakat/ Infaq/<br>Shodakoh             | -          | -          | -          | -          | -          | -          | -          | -          | -          | -          | -          | -          | 0                       |
| P3HP/ Penetapan Ahli<br>Waris         | 1          | 3          | 2          | -          | -          | -          | 2          | 1          | 1          | 2          | -          | 1          | 13                      |
| Lain-lain                             | 23         | 21         | 20         | 14         | 11         | 5          | 9          | 23         | 13         | 21         | 16         | 13         | 189                     |
| <b>Jumlah/Total</b>                   | <b>335</b> | <b>262</b> | <b>274</b> | <b>219</b> | <b>235</b> | <b>110</b> | <b>335</b> | <b>337</b> | <b>259</b> | <b>336</b> | <b>243</b> | <b>191</b> | <b>3 136</b>            |

Sumber: Pengadilan Agama Kelas IA Kendal

Source: Religion Court in Kendal

## Banyaknya Perkara Yang Diputus di Pengadilan Agama Kabupaten

Tabel 4.6.2 Kendal, 2017

Table Number of Cases Decided by Religious Court in Kendal, 2017

| Rincian<br>Items<br>(1)              | Bulan    |          |          |          |          |          |          |          |           |            |            |            | Jumlah<br>Total<br>(14) |
|--------------------------------------|----------|----------|----------|----------|----------|----------|----------|----------|-----------|------------|------------|------------|-------------------------|
|                                      | 1<br>(2) | 2<br>(3) | 3<br>(4) | 4<br>(5) | 5<br>(6) | 6<br>(7) | 7<br>(8) | 8<br>(9) | 9<br>(10) | 10<br>(11) | 11<br>(12) | 12<br>(13) |                         |
| Jumlah Perkara                       | 979      | 960      | 1 011    | 881      | 890      | 739      | 891      | 1 004    | 942       | 1 039      | 994        | 874        | 11 204                  |
| Sisa Bulan Lalu                      | 644      | 698      | 737      | 662      | 655      | 629      | 556      | 667      | 683       | 703        | 751        | 683        | 8 068                   |
| Perkara Yang Diterima                | 335      | 262      | 274      | 219      | 235      | 110      | 335      | 337      | 259       | 336        | 243        | 191        | 3136                    |
| Perkawinan                           |          |          |          |          |          |          |          |          |           |            |            |            |                         |
| Izin Poligami                        | 1        | 2        | -        | 1        | -        | 1        | 1        | -        | -         | 1          | 1          | -          | 8                       |
| Pencegahan Perkawinan                | -        | -        | -        | -        | -        | -        | -        | -        | -         | -          | -          | -          | 0                       |
| Penolakan Perkawinan Oleh PPN        | -        | -        | 1        | -        | -        | -        | -        | -        | -         | -          | -          | -          | 1                       |
| Pembatalan Perkawinan                | -        | -        | -        | -        | -        | -        | -        | -        | -         | -          | -          | -          | 0                       |
| Kelalaian Atas Kewajiban Suami/Istri | -        | -        | -        | -        | -        | -        | -        | -        | -         | -          | -          | -          | 0                       |
| Cerai Talak                          | 52       | 56       | 79       | 54       | 61       | 41       | 57       | 71       | 52        | 51         | 62         | 64         | 700                     |
| Cerai Gugat                          | 147      | 113      | 208      | 129      | 151      | 111      | 124      | 197      | 130       | 183        | 172        | 173        | 1 838                   |
| Harta Bersama                        | -        | 1        | -        | -        | -        | -        | -        | -        | -         | -          | -          | -          | 1                       |
| Penguasaan Anak                      | -        | -        | -        | -        | 1        | -        | 1        | -        | -         | -          | -          | -          | 2                       |
| Nafkah Anak Oleh Ibu                 | -        | -        | -        | -        | -        | -        | -        | -        | -         | -          | -          | -          | 0                       |
| Hak-hak Bekas Istri                  | -        | -        | -        | -        | -        | -        | -        | -        | -         | -          | -          | -          | 0                       |
| Pengesahan Anak                      | -        | -        | -        | -        | -        | -        | -        | -        | -         | -          | -          | -          | 0                       |
| Pencabutan Kekuasaan Orang Tua       | -        | -        | -        | -        | -        | -        | -        | -        | -         | -          | -          | -          | 0                       |
| Perwalian                            | -        | -        | -        | -        | -        | -        | -        | -        | -         | -          | 2          | -          | 2                       |
| Pencabutan Kekuasaan Wali            | -        | -        | -        | -        | -        | -        | -        | -        | -         | -          | -          | -          | 0                       |

Sumber: Pengadilan Agama Kelas IA Kendal

Source: Religion Court in Kendal

**Tabel** 4.6.2 Lanjutan  
**Table** 4.6.2 *Continued*

| Rincian<br>Items<br>(1)                  | Bulan    |          |          |          |          |          |          |          |           |            |            |            | Jumlah<br>Total<br>(14) |
|--|----------|----------|----------|----------|----------|----------|----------|----------|-----------|------------|------------|------------|-------------------------|
|  | 1<br>(2) | 2<br>(3) | 3<br>(4) | 4<br>(5) | 5<br>(6) | 6<br>(7) | 7<br>(8) | 8<br>(9) | 9<br>(10) | 10<br>(11) | 11<br>(12) | 12<br>(13) |                         |
| Perkawinan                               |          |          |          |          |          |          |          |          |           |            |            |            |                         |
| Penunjukan Orang<br>Lain Sebagai Wali    | -        | -        | -        | -        | -        | -        | -        | -        | -         | -          | -          | -          | 0                       |
| Ganti Rugi<br>Terhadap Wali              | -        | -        | -        | -        | -        | -        | -        | -        | -         | -          | -          | -          | 0                       |
| Asal Usul Anak/<br>Penggangkatan<br>Anak | -        | -        | -        | 3        | 1        | 1        | 2        | -        | -         | -          | 1          | -          | 8                       |
| Penolakan Kawin<br>Campur                | -        | -        | -        | -        | -        | -        | -        | -        | -         | -          | -          | -          | 0                       |
| Itsbat Nikah                             | 4        | 1        | 6        | -        | 1        | 1        | 4        | 1        | 2         | 1          | 1          | 1          | 23                      |
| Izin Kawin                               | -        | -        | -        | -        | -        | -        | -        | -        | -         | -          | -          | -          | 0                       |
| Dispensasi Kawin                         | 8        | 8        | 7        | 3        | 5        | 5        | 5        | 4        | 11        | 13         | 11         | 5          | 85                      |
| Wali adhol                               | 2        | 1        | -        | 1        | -        | -        | -        | -        | 1         | 1          | -          | -          | 6                       |
| Ekonomi Syariah                          | -        | -        | -        | -        | -        | -        | -        | -        | -         | -          | -          | -          | 0                       |
| Kewarisan                                | -        | -        | -        | -        | -        | -        | -        | -        | -         | -          | -          | -          | 0                       |
| Wasiat                                   | -        | -        | -        | -        | -        | -        | -        | -        | -         | -          | -          | -          | 0                       |
| Hibah                                    | -        | -        | -        | -        | -        | -        | -        | -        | -         | -          | -          | -          | 0                       |
| Wakaf                                    | -        | -        | -        | -        | -        | -        | -        | -        | -         | -          | -          | -          | 0                       |
| Zakat/ Infaq/<br>Shodakoh                | -        | -        | -        | -        | -        | -        | -        | -        | -         | -          | -          | -          | 0                       |
| P3HP/ Penetapan Ahli<br>Waris            | 1        | -        | 2        | 2        | -        | -        | -        | 1        | -         | 1          | 1          | -          | 8                       |
| Lain-lain                                | 25       | 14       | 21       | 14       | 14       | 6        | 7        | 11       | 16        | 12         | 21         | 11         | 172                     |
| Ditolak                                  | 1        | -        | 4        | 1        | 1        | -        | 2        | 1        | 3         | -          | 3          | 2          | 18                      |
| Tidak Diterima                           | 7        | 2        | -        | -        | 3        | 1        | 4        | 6        | -         | 2          | -          | 2          | 27                      |
| Digugurkan                               | 3        | 3        | -        | 1        | 4        | 3        | 1        | 2        | 1         | 4          | 4          | 1          | 27                      |
| Dicoret Dari Register                    | 2        | 1        | 1        | 2        | 3        | -        | 4        | 1        | -         | 2          | 4          | -          | 20                      |
| Jumlah                                   | 281      | 223      | 349      | 226      | 261      | 182      | 224      | 320      | 238       | 288        | 311        | 268        | 3 171                   |
| Sisa Akhir                               | 698      | 737      | 662      | 655      | 629      | 557      | 667      | 684      | 704       | 751        | 683        | 606        | 8 033                   |

Sumber: Pengadilan Agama Kelas IA Kendal

Source: Religion Court in Kendal

## 4.7 KELUARGA BERENCANA/FAMILY PLANNING

**Tabel 4.7.1** Banyaknya Akseptor KB Aktif di Kabupaten Kendal, 2017  
**Table** *Number of Active Family Planning Acceptor in Kendal, 2017*

| Kecamatan<br><i>Subdistrict</i> | Kontrasepsi<br><i>Contraception</i> |                             |                  |               |                     |               | Jumlah<br><i>Total</i> |
|---------------------------------|-------------------------------------|-----------------------------|------------------|---------------|---------------------|---------------|------------------------|
|                                 | IUD                                 | MO/<br><i>Sterilisation</i> | Kondom<br>Condom | Implant       | Suntik<br>Injection | Pil           |                        |
| (1)                             | (2)                                 | (3)                         | (4)              | (5)           | (6)                 | (7)           | (8)                    |
| 1 Plantungan                    | 699                                 | 127                         | 56               | 1 573         | 2 386               | 455           | 5 296                  |
| 2 Sukorejo                      | 803                                 | 376                         | 14               | 1 340         | 6 742               | 886           | 10 161                 |
| 3 Pageruyung                    | 469                                 | 301                         | 25               | 1 901         | 2 795               | 1 277         | 6 768                  |
| 4 Patean                        | 217                                 | 627                         | 67               | 1 801         | 5 826               | 702           | 9 240                  |
| 5 Singorojo                     | 5 322                               | 344                         | 51               | 2 110         | 5 286               | 746           | 13 859                 |
| 6 Limbangan                     | 427                                 | 414                         | 16               | 811           | 3 884               | 622           | 6 174                  |
| 7 Boja                          | 822                                 | 583                         | 98               | 2 216         | 8 126               | 1 341         | 13 186                 |
| 8 Kaliwungu                     | 531                                 | 321                         | 41               | 614           | 5 526               | 2 140         | 9 173                  |
| 9 Kaliwungu Selatan             | 267                                 | 553                         | 131              | 1 000         | 5 353               | 1 775         | 9 079                  |
| 10 Brangsong                    | 345                                 | 301                         | 10               | 771           | 4 076               | 1 300         | 6 803                  |
| 11 Pegandon                     | 129                                 | 193                         | 27               | 768           | 2 836               | 1 410         | 5 363                  |
| 12 Ngampel                      | 201                                 | 315                         | 33               | 572           | 3 413               | 1 226         | 5 760                  |
| 13 Gemuh                        | 397                                 | 468                         | 47               | 892           | 3 703               | 1 847         | 7 354                  |
| 14 Ringinarum                   | 109                                 | 424                         | 27               | 515           | 3 151               | 1 054         | 5 280                  |
| 15 Weleri                       | 521                                 | 406                         | 36               | 693           | 4 301               | 1 234         | 7 191                  |
| 16 Rowosari                     | 247                                 | 262                         | 29               | 582           | 5 673               | 2 154         | 8 947                  |
| 17 Kangkung                     | 290                                 | 195                         | 7                | 803           | 7 707               | 1 689         | 10 691                 |
| 18 Cepiring                     | 547                                 | 253                         | 57               | 734           | 3 669               | 1 823         | 7 083                  |
| 19 Patebon                      | 436                                 | 221                         | 24               | 516           | 5 039               | 1 810         | 8 046                  |
| 20 Kota Kendal                  | 821                                 | 282                         | 62               | 408           | 4 427               | 857           | 6 857                  |
| <b>Jumlah/Total</b>             | <b>13 600</b>                       | <b>6 966</b>                | <b>858</b>       | <b>20 620</b> | <b>93 919</b>       | <b>26 348</b> | <b>162 311</b>         |

Sumber: Kantor BPPKB Kabupaten Kendal

Source: Family Planning Board Office

**Tabel 4.7.2 Banyaknya Peserta KB Baru di Kabupaten Kendal, 2017**  
**Table Number of New Family Planning Acceptor in Kendal, 2017**

| Bulan<br>Month      | Kontrasepsi<br>Contraception |                      |                  |              |                     |            | Jumlah<br>Total |
|---------------------|------------------------------|----------------------|------------------|--------------|---------------------|------------|-----------------|
|                     | IUD                          | MO/<br>Sterilisation | Kondom<br>Condom | Implant      | Suntik<br>Injection | Pil        |                 |
| (1)                 | (2)                          | (3)                  | (4)              | (5)          | (6)                 | (7)        | (8)             |
| 1 Plantungan        | 3                            | -                    | -                | 224          | 499                 | 9          | 735             |
| 2 Sukorejo          | 115                          | 6                    | 2                | 152          | 838                 | -          | 1 113           |
| 3 Pageruyung        | 16                           | 2                    | 11               | 367          | 461                 | 227        | 1 084           |
| 4 Patean            | 30                           | 32                   | 4                | 231          | 602                 | 22         | 921             |
| 5 Singorojo         | 5                            | 11                   | 11               | 106          | 505                 | 90         | 728             |
| 6 Limbangan         | 38                           | 9                    | 12               | 140          | 549                 | 20         | 768             |
| 7 Boja              | 63                           | 13                   | 8                | 314          | 1 024               | 94         | 1 516           |
| 8 Kaliwungu         | 37                           | 37                   | 61               | 102          | 592                 | 16         | 845             |
| 9 Kaliwungu Selatan | 22                           | 82                   | -                | 118          | 1 003               | 60         | 1 285           |
| 10 Brangsong        | 46                           | 8                    | -                | 110          | 857                 | -          | 1 021           |
| 11 Pegandon         | 12                           | 9                    | 114              | 142          | 762                 | 102        | 1 141           |
| 12 Ngampel          | 14                           | 7                    | -                | 141          | 574                 | 121        | 857             |
| 13 Gemuh            | 28                           | 5                    | -                | 78           | 876                 | 2          | 989             |
| 14 Ringinarum       | 5                            | 12                   | 21               | 98           | 410                 | 49         | 595             |
| 15 Weleri           | 128                          | 158                  | 1                | 135          | 955                 | 5          | 1 382           |
| 16 Rowosari         | 68                           | 23                   | -                | 195          | 870                 | 7          | 1 163           |
| 17 Kangkung         | 19                           | 2                    | -                | 59           | 425                 | -          | 505             |
| 18 Cepiring         | 152                          | 12                   | -                | 71           | 884                 | 1          | 1 120           |
| 19 Patebon          | 46                           | 6                    | -                | 146          | 1 073               | 31         | 1 302           |
| 20 Kota Kendal      | 255                          | 142                  | -                | 108          | 592                 | -          | 1 097           |
| <b>Jumlah/Total</b> | <b>1 102</b>                 | <b>576</b>           | <b>245</b>       | <b>3 037</b> | <b>14 351</b>       | <b>856</b> | <b>20 167</b>   |

Sumber: Kantor BPPKB Kabupaten Kendal

Source: Family Planning Board Office



**Tabel 4.7.3** Banyaknya PPLKB, PLKB, dan PKB di Kabupaten Kendal, 2017  
**Table** *Number of Family Planning Instructor in Kendal, 2017*

| Bulan               | Month             | PPLKB    | PLKB     | PKB       |
|---------------------|-------------------|----------|----------|-----------|
|                     | (1)               | (2)      | (3)      | (4)       |
| 1                   | Plantungan        | -        | -        | 2         |
| 2                   | Sukorejo          | -        | -        | 2         |
| 3                   | Pageruyung        | -        | -        | 2         |
| 4                   | Patean            | -        | -        | 2         |
| 5                   | Singorojo         | -        | -        | 4         |
| 6                   | Limbangan         | -        | -        | 4         |
| 7                   | Boja              | -        | -        | 3         |
| 8                   | Kaliwungu         | -        | -        | 2         |
| 9                   | Kaliwungu Selatan | -        | -        | 2         |
| 10                  | Brangsong         | -        | -        | 2         |
| 11                  | Pegandon          | -        | -        | 3         |
| 12                  | Ngampel           | -        | -        | 2         |
| 13                  | Gemuh             | -        | -        | 3         |
| 14                  | Ringinarum        | -        | -        | 3         |
| 15                  | Weleri            | -        | -        | 2         |
| 16                  | Rowosari          | -        | -        | 2         |
| 17                  | Kangkung          | -        | -        | 2         |
| 18                  | Cepiring          | -        | -        | 2         |
| 19                  | Patebon           | -        | -        | 2         |
| 20                  | Kota Kendal       | -        | -        | 3         |
| <b>Jumlah/Total</b> |                   | <b>0</b> | <b>0</b> | <b>49</b> |

Sumber: Kantor BPPKB Kabupaten Kendal

Source: *Family Planning Board Office*

**Tabel 4.7.4** Banyaknya Klinik Keluarga Berencana dan Jumlah Tenaga Kerja di Kabupaten Kendal, 2017  
**Table** *Number of Family Planning Clinic and Personnel in Kendal, 2017*

| Bulan<br><i>Month</i> | Banyak<br>Klinik<br>Number of<br>Clinic | Banyaknya Tenaga Kerja<br><i>Number of Personnel</i> |                         |  |                                       | Jumlah<br><i>Total</i> |
|-----------------------|---|--|-------------------------|--|---------------------------------------|------------------------|
|                       |   | Dokter<br><i>Doctor</i>                              | Bidan<br><i>Midwife</i> | Pembantu<br>Bidan<br><i>Midwife<br/>Assistance</i> | Administrasi<br><i>Administration</i> |                        |
| (1)                   | (2)                                     | (3)  | (4)                     | (5)  | (6)                                   | (7)                    |
| 1 Plantungan          | 2                                       | 1  | 4                       | 1  | -                                     | 6                      |
| 2 Sukorejo            | 3                                       | 2  | 16                      | -  | 1                                     | 19                     |
| 3 Pageruyung          | 1                                       | 2  | 16                      | -  | 1                                     | 19                     |
| 4 Patean              | 1                                       | 5  | 21                      | -  | -                                     | 26                     |
| 5 Singorojo           | 2                                       | 2  | 15                      | 3  | 2                                     | 22                     |
| 6 Limbangan           | 1                                       | 2  | 3                       | -  | 1                                     | 6                      |
| 7 Boja                | 2                                       | 5  | 37                      | 5  | 4                                     | 51                     |
| 8 Kaliwungu           | 1                                       | 3  | 15                      | -  | -                                     | 18                     |
| 9 Kaliwungu Selatan   | 3                                       | 6  | 21                      | -  | 3                                     | 30                     |
| 10 Brangsong          | 2                                       | 5  | 19                      | -  | -                                     | 24                     |
| 11 Pegandon           | 1                                       | 4  | 16                      | -  | -                                     | 20                     |
| 12 Ngampel            | 2                                       | 1  | 19                      | 4  | 5                                     | 29                     |
| 13 Gemuh              | 2                                       | 3  | 25                      | 10   | 2                                     | 40                     |
| 14 Ringinarum         | 1                                       | 2  | 14                      | 3  | -                                     | 19                     |
| 15 Weleri             | 3                                       | 5  | 5                       | -  | 1                                     | 11                     |
| 16 Rowosari           | 3                                       | 4  | 25                      | 6  | 2                                     | 37                     |
| 17 Kangkung           | 2                                       | 4  | 22                      | 8  | 3                                     | 37                     |
| 18 Cepiring           | 2                                       | 3  | 9                       | 1  | 2                                     | 15                     |
| 19 Patebon            | 2                                       | 4  | 19                      | -  | -                                     | 23                     |
| 20 Kota Kendal        | 4                                       | 8  | 58                      | -  | -                                     | 66                     |
| <b>Jumlah/Total</b>   | <b>40</b>                               | <b>71</b>  | <b>379</b>              | <b>41</b>  | <b>27</b>                             | <b>518</b>             |

Sumber: Kantor BPPKB Kabupaten Kendal

Source: *Family Planning Board Office*

**Tabel 4.7.5 Tahapan Keluarga Sejahtera di Kabupaten Kendal, 2017**  
**Table Stage of Prosperous Family in Kendal, 2017**

|    | Bulan<br>Month      | Jumlah KK<br>Number of<br>Family | Pra KS<br>Pre<br>Prosperous<br>Family | KS I<br>Pre<br>Prosperous<br>Family<br>Stage I | KS II<br>Pre<br>Prosperous<br>Family<br>Stage II | KS III<br>Pre<br>Prosperous<br>Family<br>Stage III | KS III+<br>Pre<br>Prosperous<br>Family<br>Stage III+ |
|----|---------------------|----------------------------------|---------------------------------------|--|--|--|--|
|    | (1)                 | (2)                              | (3)                                   | (4)  | (5)  | (6)  | (7)  |
| 1  | Plantungan          | 10 235                           | 5 587                                 | 1 635  | 1 398  | 1 531  | 84   |
| 2  | Sukorejo            | 18 290                           | 7 511                                 | 3 242  | 2 383  | 3 942  | 834  |
| 3  | Pageruyung          | 11 456                           | 7 737                                 | 1 361  | 1 082  | 1 089  | 187  |
| 4  | Patean              | 16 787                           | 6 701                                 | 2 567  | 1 401  | 5 944  | 174  |
| 5  | Singorojo           | 15 123                           | 4 869                                 | 1 249  | 3 187  | 5 640  | 178  |
| 6  | Limbangan           | 10 746                           | 2 303                                 | 535  | 3 112  | 4 737  | 59   |
| 7  | Boja                | 21 993                           | 5 256                                 | 2 796  | 4 733  | 8 734  | 449  |
| 8  | Kaliwungu           | 16 238                           | 3 637                                 | 2 746  | 1 757  | 7 108  | 990  |
| 9  | Kaliwungu Selatan   | 14 112                           | 2 666                                 | 1 692  | 4 913  | 4 128  | 715  |
| 10 | Brangsong           | 13 999                           | 3 314                                 | 2 717  | 3 292  | 5 330  | 175  |
| 11 | Pegandon            | 11 188                           | 4 388                                 | 2 144  | 1 898  | 2 266  | 487  |
| 12 | Ngampel             | 11 038                           | 3 127                                 | 2 473  | 2 139  | 3 107  | 192  |
| 13 | Gemuh               | 15 090                           | 5 519                                 | 1 766  | 2 166  | 5 498  | 141  |
| 14 | Ringinarum          | 11 420                           | 8 028                                 | 348  | 314  | 2 352  | 378  |
| 15 | Weleri              | 16 215                           | 5 135                                 | 3 582  | 2 821  | 3 488  | 1 189  |
| 16 | Rowosari            | 15 838                           | 6 741                                 | 2 005  | 2 222  | 4 137  | 733  |
| 17 | Kangkung            | 16 403                           | 7 457                                 | 3 396  | 1 618  | 3 041  | 892  |
| 18 | Cepiring            | 15 918                           | 3 426                                 | 2 589  | 3 326  | 5 006  | 1 736  |
| 19 | Patebon             | 17 411                           | 4 772                                 | 3 064  | 1 630  | 7 894  | 51   |
| 20 | Kota Kendal         | 16 334                           | 2 461                                 | 2 811  | 3 798  | 5 861  | 1 398  |
|    | <b>Jumlah/Total</b> | <b>295 834</b>                   | <b>100 635</b>                        | <b>44 718</b>                                  | <b>49 190</b>                                    | <b>90 833</b>                                      | <b>11 042</b>  |

Sumber: Kantor BPPKB Kabupaten Kendal

Source: Family Planning Board Office

#### 4.8 KEGIATAN PKK/PKK'S ACTIVITY

**Tabel 4.8.1** Banyaknya Tingkat Pengurusan Tim Pengerak PKK Kabupaten Kendal Tahun 2017  
**Table** *Number of Management Levels of PKK in Kendal Regency 2017*

| Kecamatan<br><i>District</i> | RW<br><i>at MAAC</i> | RT<br><i>at MAAN</i> | Dasa Wisma<br><i>Housing</i> |
|------------------------------|----------------------|----------------------|------------------------------|
| (1)                          | (2)                  | (3)                  | (4)                          |
| 1. Plantungan                | 62                   | 248                  | 648                          |
| 2. Sukorejo                  | 82                   | 455                  | 827                          |
| 3. Pageruyung                | 75                   | 274                  | 534                          |
| 4. Patean                    | 87                   | 337                  | 873                          |
| 5. Singorojo                 | 88                   | 350                  | 484                          |
| 6. Limbangan                 | 74                   | 240                  | 659                          |
| 7. Boja                      | 145                  | 484                  | 732                          |
| 8. Kaliwungu                 | 91                   | 314                  | 1 187                        |
| 9. Kaliwungu Selatan         | 60                   | 256                  | 708                          |
| 10. Brangsong                | 76                   | 256                  | 819                          |
| 11. Pegandon                 | 58                   | 219                  | 412                          |
| 12. Ngampel                  | 55                   | 219                  | 459                          |
| 13. Gemuh                    | 78                   | 319                  | 897                          |
| 14. Ringinarum               | 55                   | 261                  | 520                          |
| 15. Weleri                   | 99                   | 409                  | 1 045                        |
| 16. Rowosari                 | 81                   | 321                  | 1 234                        |
| 17. Kangkung                 | 54                   | 335                  | 498                          |
| 18. Cepiring                 | 53                   | 329                  | 650                          |
| 19. Patebon                  | 86                   | 433                  | 1 473                        |
| 20. Kota Kendal              | 83                   | 354                  | 753                          |
| <b>Jumlah/Total</b>          | <b>1 542</b>         | <b>6 413</b>         | <b>15 412</b>                |

Sumber: PKK Kabupaten Kendal

Source: *Family Welfare Education Office*

**Tabel 4.8.2** Banyaknya Kader PKK Kabupaten Kendal, 2017  
**Table** *Number of PKK Personnel in Kendal, 2017*

| Kecamatan<br><i>District</i> | Tim Penggerak<br><i>Motivator Team</i> | Anggota Tim                             |                              | Jumlah<br><i>Total</i> |
|------------------------------|--|---|------------------------------|------------------------|
|                              |  | Penggerak<br><i>Member of Motivator</i> | Kader Umum<br><i>General</i> |                        |
| (1)                          | (2)                                    | (3)                                     | (4)                          | (5)                    |
| 1. Plantungan                | 13                                     | 474                                     | 1 203                        | 1 470                  |
| 2. Sukorejo                  | 19                                     | 406                                     | 338                          | 292                    |
| 3. Pageruyung                | 15                                     | 224                                     | 830                          | 53                     |
| 4. Patean                    | 15                                     | 239                                     | 565                          | 172                    |
| 5. Singorojo                 | 14                                     | 190                                     | 222                          | 221                    |
| 6. Limbangan                 | 17                                     | 345                                     | 1 858                        | 2 517                  |
| 7. Boja                      | 19                                     | 464                                     | 755                          | 126                    |
| 8. Kaliwungu                 | 10                                     | 214                                     | 305                          | 1 603                  |
| 9. Kaliwungu Selatan         | 9                                      | 517                                     | 432                          | 338                    |
| 10. Brangsong                | 13                                     | 233                                     | 2 598                        | 958                    |
| 11. Pegandon                 | 13                                     | 245                                     | 426                          | 1 665                  |
| 12. Ngampel                  | 13                                     | 821                                     | 821                          | 479                    |
| 13. Gemuh                    | 17                                     | 281                                     | 2 454                        | 2 892                  |
| 14. Ringinarum               | 13                                     | 220                                     | 251                          | 109                    |
| 15. Weleri                   | 17                                     | 428                                     | 428                          | 1 658                  |
| 16. Rowosari                 | 17                                     | 663                                     | 617                          | 430                    |
| 17. Kangkung                 | 16                                     | 336                                     | 386                          | 142                    |
| 18. Cepiring                 | 16                                     | 316                                     | 1 838                        | 64                     |
| 19. Patebon                  | 19                                     | 410                                     | 399                          | 549                    |
| 20. Kota Kendal              | 21                                     | 493                                     | 1 127                        | 2 315                  |
| Kabupaten                    | 1                                      | 34                                      | 34                           | 31                     |
| <b>Jumlah/Total</b>          | <b>307</b>                             | <b>7 553</b>                            | <b>17 887</b>                | <b>18 084</b>          |

Sumber: PKK Kabupaten Kendal

Source: *Family Welfare Education Office*

**Tabel 4.8.3** Pengamalan Pancasila Kabupaten Kendal, 2017  
**Table** Number of PKK Activity for Pancasila Program In Kendal, 2017

| Kecamatan<br>District | Jumlah Kader |              |              | PKBN                |                | PKBN                |                | PKBN                |                |
|-----------------------|--------------|--------------|--------------|---------------------|----------------|---------------------|----------------|---------------------|----------------|
|                       | Pola<br>Asuh | PKDRT        | PKBN         | Jml Klp<br>Simulasi | Jml<br>Anggota | Jml Klp<br>Simulasi | Jml<br>Anggota | Jml Klp<br>Simulasi | Jml<br>Anggota |
| (1)                   | (2)          | (3)          | (4)          | (5)                 | (2)            | (3)                 | (4)            | (5)                 | (2)            |
| 1. Plantungan         | 91           | 102          | 94           | 36                  | 168            | 40                  | 145            | 57                  | 145            |
| 2. Sukorejo           | 80           | 15           | 66           | 10                  | 64             | 3                   | 30             | 19                  | 93             |
| 3. Pageruyung         | 62           | 43           | 52           | 9                   | 18             | 9                   | 32             | 14                  | 36             |
| 4. Patean             | 19           | 133          | 199          | 14                  | 98             | 5                   | 30             | 1                   | 8              |
| 5. Singorojo          | 47           | 30           | 62           | 11                  | 13             | 4                   | 13             | 13                  | 15             |
| 6. Limbangan          | 30           | 201          | 59           | 23                  | 39             | 2                   | 20             | 19                  | 114            |
| 7. Boja               | 61           | 44           | 52           | 25                  | 9              | 30                  | 12             | 28                  | 30             |
| 8. Kaliwungu          | 157          | 268          | 260          | 12                  | 88             | 12                  | 87             | 12                  | 85             |
| 9. Kaliwungu Selatan  | 109          | 79           | 73           | 42                  | 121            | 4                   | 15             | 30                  | 104            |
| 10. Brangsong         | 28           | 24           | 31           | 12                  | 101            | 12                  | 102            | 12                  | 102            |
| 11. Pegandon          | 82           | 99           | 91           | 38                  | 60             | 34                  | 58             | 40                  | 91             |
| 12. Ngampel           | 137          | 204          | 134          | 33                  | 105            | 37                  | 98             | 34                  | 104            |
| 13. Gemuh             | 307          | 290          | 313          | 22                  | 184            | 20                  | 186            | 23                  | 214            |
| 14. Ringinarum        | 87           | 58           | 79           | 26                  | 282            | 18                  | 244            | 21                  | 222            |
| 15. Weleri            | 233          | 201          | 234          | 31                  | 31             | 26                  | 28             | 26                  | 38             |
| 16. Rowosari          | 333          | 335          | 268          | 48                  | 149            | 0                   | 0              | 0                   | 0              |
| 17. Kangkung          | 286          | 98           | 168          | 21                  | 121            | 20                  | 118            | 22                  | 159            |
| 18. Cepiring          | 14           | 32           | 13           | 9                   | 201            | 23                  | 234            | 23                  | 404            |
| 19. Patebon           | 96           | 81           | 148          | 34                  | 50             | 29                  | 45             | 67                  | 76             |
| 20. Kota Kendal       | 172          | 269          | 237          | 70                  | 87             | 41                  | 68             | 40                  | 74             |
| <b>Jumlah/Total</b>   | <b>2 431</b> | <b>2 606</b> | <b>2 633</b> | <b>526</b>          | <b>1 989</b>   | <b>369</b>          | <b>1 565</b>   | <b>501</b>          | <b>2 114</b>   |

Sumber: PKK Kabupaten Kendal

Source: Family Welfare Education Office

**Tabel 4.8.4** Kendal, 2017  
**Table** *Number of PKK Activity for Mutual Cooperation Program In Kendal,*

| Kecamatan<br><i>District</i> | Rukun  |   |                              |                                 |  |
|------------------------------|--|---|------------------------------|---------------------------------|--|
|                              | Kerja Bakti<br><i>Voluntary<br/>Collective</i> | Kematian<br><i>Pillars of<br/>Death</i> | Keagamaan<br><i>Religion</i> | Jimpitan<br><i>Contribution</i> | Arisan<br><i>Lottery by<br/>Neighborhood</i> |
| (1)                          | (2)  | (3)                                     | (4)                          | (5)                             | (6)  |
| 1. Plantungan                | 183  | 152                                     | 219                          | 192                             | 156  |
| 2. Sukorejo                  | 165  | 106                                     | 285                          | 353                             | 363  |
| 3. Pageruyung                | 194  | 212                                     | 297                          | 226                             | 212  |
| 4. Patean                    | 263  | 129                                     | 214                          | 270                             | 293  |
| 5. Singorojo                 | 171  | 102                                     | 218                          | 258                             | 236  |
| 6. Limbangan                 | 95   | 74                                      | 240                          | 104                             | 104  |
| 7. Boja                      | 153  | 110                                     | 205                          | 201                             | 255  |
| 8. Kaliwungu                 | 265  | 91                                      | 265                          | 275                             | 275  |
| 9. Kaliwungu Selatan         | 111  | 195                                     | 285                          | 284                             | 200  |
| 10. Brangsong                | 208  | 159                                     | 113                          | 233                             | 218  |
| 11. Pegandon                 | 158  | 161                                     | 174                          | 172                             | 134  |
| 12. Ngampel                  | 180  | 151                                     | 250                          | 141                             | 121  |
| 13. Gemuh                    | 205  | 169                                     | 245                          | 240                             | 240  |
| 14. Ringinarum               | 58   | 75                                      | 94                           | 62                              | 71   |
| 15. Weleri                   | 246  | 118                                     | 145                          | 271                             | 309  |
| 16. Rowosari                 | 125  | 214                                     | 200                          | 210                             | 208  |
| 17. Kangkung                 | 78   | 300                                     | 325                          | 185                             | 345  |
| 18. Cepiring                 | 225  | 190                                     | 162                          | 140                             | 166  |
| 19. Patebon                  | 254  | 262                                     | 287                          | 268                             | 282  |
| 20. Kota Kendal              | 354  | 350                                     | 334                          | 341                             | 387  |
| <b>Jumlah/Total</b>          | <b>3 691</b>                                   | <b>3 320</b>                            | <b>4 557</b>                 | <b>4 426</b>                    | <b>4 575</b>                                 |

Sumber: PKK Kabupaten Kendal

Source: Family Welfare Education Office

**Tabel 4.8.5** Kendal, 2017  
**Table** *Number of PKK Activity for Education and Fooding In Kendal, 2017*

| Kecamatan<br><i>District</i> | Lumbung                       | Peternakan                 | Perikanan    | Warung                          | Apotik                     | Tanaman                      |
|------------------------------|-------------------------------|----------------------------|--------------|---------------------------------|----------------------------|------------------------------|
|                              | Hidup<br><i>Bard for Live</i> | Animal<br><i>Husbandry</i> | Fisheries    | Hidup<br><i>Garden for Food</i> | Hidup<br><i>Garden for</i> | Keras<br><i>Planted Crop</i> |
| (1)                          | (2)                           | (3)                        | (4)          | (5)                             | (6)                        | (7)                          |
| 1. Plantungan                | 765                           | 4 260                      | 558          | 2 097                           | 2 259                      | 3 708                        |
| 2. Sukorejo                  | 627                           | 7 194                      | 687          | 1 198                           | 2 295                      | 2 078                        |
| 3. Pageruyung                | 696                           | 4 193                      | 567          | 1 392                           | 2 164                      | 5 692                        |
| 4. Patean                    | 1 630                         | 12 006                     | 278          | 5 010                           | 2 406                      | 12 056                       |
| 5. Singorojo                 | 1 121                         | 4 371                      | 656          | 2 644                           | 3 312                      | 9 444                        |
| 6. Limbangan                 | 5 666                         | 6 994                      | 480          | 4 280                           | 4 280                      | 3 308                        |
| 7. Boja                      | 3 890                         | 4 534                      | 133          | 3 334                           | 4 333                      | 10 024                       |
| 8. Kaliwungu                 | 2 497                         | 2 720                      | 737          | 1 714                           | 1 349                      | 3 112                        |
| 9. Kaliwungu Selatan         | 399                           | 4 356                      | 72           | 466                             | 1 104                      | 6 042                        |
| 10. Brangsong                | 2 393                         | 2 322                      | 1 054        | 3 577                           | 2 425                      | 3 620                        |
| 11. Pegandon                 | 1 283                         | 2 829                      | 69           | 2 616                           | 1 746                      | 3 623                        |
| 12. Ngampel                  | 174                           | 2 733                      | 895          | 1 505                           | 2 160                      | 5 587                        |
| 13. Gemuh                    | 641                           | 5 022                      | 92           | 2 723                           | 2 724                      | 6 372                        |
| 14. Ringinarum               | 5 311                         | 5 068                      | 55           | 1 999                           | 1 593                      | 6 172                        |
| 15. Weleri                   | 2 295                         | 4 896                      | 1 377        | 600                             | 1 510                      | 3 404                        |
| 16. Rowosari                 | 751                           | 6 391                      | 28           | 5 211                           | 2 547                      | 5 371                        |
| 17. Kangkung                 | 2 192                         | 6 280                      | 907          | 2 965                           | 950                        | 5 741                        |
| 18. Cepiring                 | 1 169                         | 2 803                      | 151          | 1 855                           | 538                        | 3 144                        |
| 19. Patebon                  | 4 932                         | 4 154                      | 33           | 1 835                           | 714                        | 339                          |
| 20. Kota Kendal              | -                             | 8 403                      | 1 103        | 1 402                           | 1 380                      | 5 168                        |
| <b>Jumlah/Total</b>          | <b>38 432</b>                 | <b>101 529</b>             | <b>9 932</b> | <b>48 423</b>                   | <b>41 789</b>              | <b>104 005</b>               |

Sumber: PKK Kabupaten Kendal

Source: *Family Welfare Education Office*



**Tabel** 4.8.6 **Kendal, 2017**  
**Table** **Number of PKK Activity for Home Industry In Kendal, 2017**

| Kecamatan<br><i>District</i> | Pangan<br><i>Food</i> | Sandang<br><i>Clothing</i> | Jasa<br><i>Service</i> |
|------------------------------|-----------------------|----------------------------|------------------------|
| (1)                          | (2)                   | (3)                        | (4)                    |
| 1. Plantungan                | 149                   | -                          | 279                    |
| 2. Sukorejo                  | 541                   | 59                         | 506                    |
| 3. Pageruyung                | 396                   | 44                         | 213                    |
| 4. Patean                    | 80                    | -                          | 86                     |
| 5. Singorojo                 | 389                   | 28                         | 354                    |
| 6. Limbangan                 | 481                   | -                          | 144                    |
| 7. Boja                      | 742                   | 62                         | 579                    |
| 8. Kaliwungu                 | 555                   | 138                        | 592                    |
| 9. Kaliwungu Selatan         | 104                   | 27                         | 183                    |
| 10. Brangsong                | 230                   | 69                         | 471                    |
| 11. Pegandon                 | 322                   | 59                         | 57                     |
| 12. Ngampel                  | 474                   | 27                         | 354                    |
| 13. Gemuh                    | 407                   | 165                        | 1 033                  |
| 14. Ringinarum               | 190                   | 95                         | 245                    |
| 15. Weleri                   | 280                   | 38                         | 740                    |
| 16. Rowosari                 | 686                   | 16                         | 99                     |
| 17. Kangkung                 | 564                   | 123                        | 577                    |
| 18. Cepiring                 | 284                   | 27                         | 140                    |
| 19. Patebon                  | 151                   | -                          | 201                    |
| 20. Kota Kendal              | 936                   | 79                         | 741                    |
| <b>Jumlah/Total</b>          | <b>7 961</b>          | <b>1 056</b>               | <b>7 594</b>           |

Sumber: PKK Kabupaten Kendal

Source: Family Welfare Education Office

**Tabel 4.8.7** Kendal, 2017  
**Table** *Number of PKK Activity for Pokja III Program In Kendal, 2017*

| Kecamatan<br><i>District</i> | Pangan<br><i>Food</i> | Sandang<br><i>Clothing</i> | Tata Laksana<br>Rumah Tangga<br><i>Service</i> |
|------------------------------|-----------------------|----------------------------|--|
| (1)                          | (2)                   | (3)                        | (4)  |
| 1. Plantungan                | 202                   | 110                        | 111  |
| 2. Sukorejo                  | 248                   | 175                        | 238  |
| 3. Pageruyung                | 206                   | 111                        | 80   |
| 4. Patean                    | 17                    | 14                         | 0  |
| 5. Singorojo                 | 89                    | 79                         | 77   |
| 6. Limbangan                 | 142                   | 418                        | 126  |
| 7. Boja                      | 321                   | 150                        | 87   |
| 8. Kaliwungu                 | 213                   | 184                        | 148  |
| 9. Kaliwungu Selatan         | 163                   | 71                         | 67   |
| 10. Brangsong                | 85                    | 84                         | 100  |
| 11. Pegandon                 | 206                   | 69                         | 67   |
| 12. Ngampel                  | 247                   | 200                        | 200  |
| 13. Gemuh                    | 202                   | 182                        | 197  |
| 14. Ringinarum               | 122                   | 106                        | 97   |
| 15. Weleri                   | 188                   | 184                        | 129  |
| 16. Rowosari                 | 355                   | 138                        | 126  |
| 17. Kangkung                 | 338                   | 191                        | 263  |
| 18. Cepiring                 | 334                   | 93                         | 407  |
| 19. Patebon                  | 81                    | 40                         | 47   |
| 20. Kota Kendal              | 333                   | 311                        | 282  |
| <b>Jumlah/Total</b>          | <b>4 092</b>          | <b>2 910</b>               | <b>2 849</b>                                   |

Sumber: PKK Kabupaten Kendal

Source: *Family Welfare Education Office*

**Tabel 4.8.8** Laksana Rumah Tangga Kabupaten Kendal, 2017  
**Table** *Number of PKK Activity for Housing Program In Kendal, 2017*

| Kecamatan<br><i>District</i> | Rumah Sehat Sesuai Kriteria PKK<br><i>Healthy House by PKK</i> |                                    | Jumlah Warung<br>PKK         |
|------------------------------|--|------------------------------------|------------------------------|
|                              | Sehat<br><i>Healthy</i>  | Kurang Sehat<br><i>Not Healthy</i> | Number of PKK<br><i>Shop</i> |
| (1)                          | (2)  | (3)                                | (4)                          |
| 1. Plantungan                | 5 646  | 2 280                              | 0                            |
| 2. Sukorejo                  | 8 061  | 5 014                              | 0                            |
| 3. Pageruyung                | 4 956  | 4 499                              | 0                            |
| 4. Patean                    | 8 372  | 6 168                              | 0                            |
| 5. Singorojo                 | 9 171  | 2 502                              | 0                            |
| 6. Limbangan                 | 7 276  | 1 480                              | 0                            |
| 7. Boja                      | 14 070   | 3 003                              | 0                            |
| 8. Kaliwungu                 | 15 421   | 1 720                              | 1                            |
| 9. Kaliwungu Selatan         | 8 592  | 4 677                              | 0                            |
| 10. Brangsong                | 14 892   | 1 150                              | 0                            |
| 11. Pegandon                 | 10 746   | 2 130                              | 0                            |
| 12. Ngampel                  | 8 555  | 1 716                              | 1                            |
| 13. Gemuh                    | 10 852   | 3 218                              | 0                            |
| 14. Ringinarum               | 10 520   | 2 320                              | 0                            |
| 15. Weleri                   | 8 492  | 7 179                              | 0                            |
| 16. Rowosari                 | 7 895  | 6 941                              | 0                            |
| 17. Kangkung                 | 11 429   | 3 587                              | 1                            |
| 18. Cepiring                 | 9 979  | 3 822                              | 0                            |
| 19. Patebon                  | 15 337   | 2 011                              | 0                            |
| 20. Kota Kendal              | 11 507   | 2 232                              | 0                            |
| Kabupaten                    | -  | -                                  | 1                            |
| <b>Jumlah/Total</b>          | <b>201 769</b>   | <b>67 649</b>                      | <b>4</b>                     |

Sumber: PKK Kabupaten Kendal  
 Source: Family Welfare Education Office

**Tabel 4.8.9 Keterampilan Kabupaten Kendal, 2017**  
**Table Number of PKK Activity for Education and Skills Program In Kendal,**

| Kecamatan<br>District | Jumlah<br>Warga<br>Masih 3<br>Buta          | Kelompok<br>Belajar<br>Paket A +<br>B   | Warga<br>Belajar Paket<br>A + B             | Kelompok<br>Belajar Paket<br>C          | Warga<br>Belajar            |
|-----------------------|---|---|---|---|-----------------------------|
|                       | <i>Number of<br/>Literacy<br/>Blindness</i> | <i>Group of<br/>Study<br/>Package A</i> | <i>Member for<br/>Study<br/>Package A +</i> | <i>Group of<br/>Study<br/>Package C</i> | <i>Member for<br/>Study</i> |
| (1)                   | (2)   | (3)                                     | (4)   | (5)                                     | (6)                         |
| 1. Plantungan         | -   | -                                       | -   | -                                       | -                           |
| 2. Sukorejo           | -   | -                                       | -   | -                                       | -                           |
| 3. Pageruyung         | -   | 14                                      | 115   | -                                       | -                           |
| 4. Patean             | -   | -                                       | -   | -                                       | -                           |
| 5. Singorojo          | -   | 69                                      | 140   | 2                                       | 160                         |
| 6. Limbangan          | -   | 5                                       | 88  | 3                                       | 47                          |
| 7. Boja               | 10  | -                                       | 22  | -                                       | 3                           |
| 8. Kaliwungu          | -   | -                                       | -   | -                                       | -                           |
| 9. Kaliwungu Selatan  | 624   | 57                                      | 405   | 1                                       | 121                         |
| 10. Brangsong         | -   | -                                       | -   | -                                       | -                           |
| 11. Pegandon          | -   | -                                       | -   | -                                       | -                           |
| 12. Ngampel           | -   | 3                                       | 63  | 2                                       | 49                          |
| 13. Gemuh             | -   | 2                                       | 50  | 4                                       | 73                          |
| 14. Ringinarum        | -   | 1                                       | 25  | 2                                       | 16                          |
| 15. Weleri            | 327   | 43                                      | 180   | -                                       | -                           |
| 16. Rowosari          | -   | 1                                       | -   | -                                       | -                           |
| 17. Kangkung          | 28  | 10                                      | 56  | 5                                       | 13                          |
| 18. Cepiring          | -   | -                                       | -   | 1                                       | 49                          |
| 19. Patebon           | -   | -                                       | -   | -                                       | -                           |
| 20. Kota Kendal       | -   | -                                       | -   | -                                       | 144                         |
| <b>Jumlah/Total</b>   | <b>989</b>                                  | <b>205</b>                              | <b>1 144</b>                                | <b>20</b>                               | <b>675</b>                  |

Sumber: PKK Kabupaten Kendal  
 Source: Family Welfare Education Office

**Tabel** 4.8.9 **Lanjutan**  
**Table** 4.8.9 **Continued**

| Kecamatan<br>District | Kelompok Belajar Paud |                      | Jumlah Kelompok Belajar KF |                      |
|-----------------------|-----------------------|----------------------|----------------------------|----------------------|
|                       | Jumlah POK            | Jumlah Warga Belajar | Jumlah POK                 | Jumlah Warga Belajar |
| (1)                   | (7)                   | (8)                  | (9)                        | (10)                 |
| 1. Plantungan         | 32                    | 43                   | 0                          | 0                    |
| 2. Sukorejo           | 17                    | 44                   | 0                          | 0                    |
| 3. Pageruyung         | 7                     | 55                   | 0                          | 0                    |
| 4. Patean             | 7                     | 21                   | 0                          | 0                    |
| 5. Singorojo          | 1                     | 0                    | 0                          | 0                    |
| 6. Limbangan          | 30                    | 0                    | 0                          | 0                    |
| 7. Boja               | 18                    | 4                    | 1                          | 1                    |
| 8. Kaliwungu          | 16                    | 56                   | 0                          | 0                    |
| 9. Kaliwungu Selatan  | 14                    | 68                   | 5                          | 51                   |
| 10. Brangsong         | 10                    | 20                   | 0                          | 0                    |
| 11. Pegandon          | 0                     | 7                    | 0                          | 0                    |
| 12. Ngampel           | 20                    | 35                   | 3                          | 60                   |
| 13. Gemuh             | 29                    | 72                   | 1                          | 10                   |
| 14. Ringinarum        | 25                    | 72                   | 2                          | 38                   |
| 15. Weleri            | 20                    | 77                   | 7                          | 359                  |
| 16. Rowosari          | 13                    | 56                   | 0                          | 0                    |
| 17. Kangkung          | 80                    | 47                   | 3                          | 46                   |
| 18. Cepiring          | 22                    | 35                   | 7                          | 134                  |
| 19. Patebon           | 23                    | 0                    | 0                          | 0                    |
| 20. Kota Kendal       | 15                    | 46                   | 8                          | 144                  |
| <b>Jumlah/Total</b>   | <b>399</b>            | <b>758</b>           | <b>37</b>                  | <b>843</b>           |

Sumber: PKK Kabupaten Kendal

Source: Family Welfare Education Office

**Tabel** 4.8.9 **Lanjutan**  
**Table** *Continued*

| Kecamatan<br>District | Kader         |                 |                  |              |                 |
|-----------------------|---------------|-----------------|------------------|--------------|-----------------|
|                       | Umum          |                 |                  | Khusus       |                 |
|                       | <i>LP3PKK</i> | <i>TPK3 PKK</i> | <i>Damas PKK</i> | <i>BKB</i>   | <i>Koperasi</i> |
| (1)                   | (11)          | (12)            | (13)             | (14)         | (15)            |
| 1. Plantungan         | 65            | 306             | 0                | 32           | 0               |
| 2. Sukorejo           | 162           | 47              | 0                | 174          | 180             |
| 3. Pageruyung         | 21            | 207             | 41               | 82           | 41              |
| 4. Patean             | 274           | 192             | 0                | 135          | 0               |
| 5. Singorojo          | 15            | 29              | 0                | 78           | 0               |
| 6. Limbangan          | 15            | 29              | 0                | 78           | 0               |
| 7. Boja               | 14            | 33              | 0                | 9            | 0               |
| 8. Kaliwungu          | 9             | 177             | 0                | 25           | 82              |
| 9. Kaliwungu Selatan  | 49            | 46              | 41               | 113          | 0               |
| 10. Brangsong         | 0             | 0               | 43               | 43           | 0               |
| 11. Pegandon          | 26            | 459             | 0                | 72           | 0               |
| 12. Ngampel           | 54            | 39              | 23               | 67           | 28              |
| 13. Gemuh             | 27            | 90              | 30               | 66           | 17              |
| 14. Ringinarum        | 203           | 190             | 198              | 150          | 2               |
| 15. Weleri            | 92            | 312             | 0                | 57           | 30              |
| 16. Rowosari          | 76            | 852             | 2                | 66           | 0               |
| 17. Kangkung          | 29            | 6               | 156              | 156          | 3               |
| 18. Cepiring          | 47            | 48              | 0                | 102          | 11              |
| 19. Patebon           | 53            | 70              | 23               | 78           | 71              |
| 20. Kota Kendal       | 27            | 40              | 73               | 110          | 80              |
| <b>Jumlah/Total</b>   | <b>1 258</b>  | <b>3 172</b>    | <b>630</b>       | <b>1 693</b> | <b>545</b>      |

Sumber: PKK Kabupaten Kendal

Source: Family Welfare Education Office

**Tabel** 4.8.9 **Lanjutan**  
**Table** *Continued*

| Kecamatan<br>District | Perpustakaan/<br>Taman<br>Bacaan<br>Library | Pendidikan Keterampilan BKB |               |            |            |
|-----------------------|---|-----------------------------|---------------|------------|------------|
|                       |   | Education and Skill         |               |            |            |
|                       |   | Kelompok                    | Peserta       | (set)      | Simulasi   |
| (1)                   | (16)  | (17)                        | (18)          | (19)       | (20)       |
| 1. Plantungan         | 25  | 24                          | 574           | 22         | 14         |
| 2. Sukorejo           | 19  | 44                          | 900           | 20         | 11         |
| 3. Pageruyung         | 14  | 17                          | 451           | 33         | 82         |
| 4. Patean             | 19  | 32                          | 907           | 26         | 0          |
| 5. Singorojo          | 21  | 1                           | 73            | 0          | 0          |
| 6. Limbangan          | 20  | 34                          | 1 544         | 33         | 16         |
| 7. Boja               | 21  | 5                           | 942           | 11         | 0          |
| 8. Kaliwungu          | 9   | 10                          | 333           | 7          | 7          |
| 9. Kaliwungu Selatan  | 14  | 32                          | 605           | 144        | 45         |
| 10. Brangsong         | 12  | 27                          | 287           | 13         | 12         |
| 11. Pegandon          | 13  | 13                          | 300           | 13         | 13         |
| 12. Ngampel           | 10  | 25                          | 1 022         | 14         | 22         |
| 13. Gemuh             | 16  | 26                          | 466           | 181        | 23         |
| 14. Ringinarum        | 12  | 36                          | 1 699         | 21         | 17         |
| 15. Weleri            | 15  | 18                          | 462           | 14         | 9          |
| 16. Rowosari          | 17  | 17                          | 569           | 75         | 3          |
| 17. Kangkung          | 14  | 34                          | 1 581         | 14         | 12         |
| 18. Cepiring          | 11  | 32                          | 844           | 16         | 91         |
| 19. Patebon           | 18  | 20                          | 599           | 234        | 0          |
| 20. Kota Kendal       | 21  | 30                          | 895           | 63         | 12         |
| <b>Jumlah/Total</b>   | <b>321</b>                                  | <b>460</b>                  | <b>15 053</b> | <b>954</b> | <b>389</b> |

Sumber: PKK Kabupaten Kendal  
Source: Family Welfare Education Office

**Tabel 4.8.10** Kendal, 2017  
**Table** *Number of PKK Activity for Healthy Program In Kendal, 2017*

| Kecamatan<br>District | Jumlah Kader Kesehatan<br>of Health Cadres |                   |  |  | Lain-lain<br>Etc |
|-----------------------|--|-------------------|--|--|------------------|
|                       | Posyandu<br>Posyandu                       | Gizi<br>Nutrition | Kesehatan<br>Lingkungan<br>Environmental<br>Health | Penyuluh<br>Narkoba<br>Drug<br>Extension |                  |
| (1)                   | (2)  | (3)               | (4)  | (5)                                      | (6)              |
| 1. Plantungan         | 275  | 55                | 55   | 55                                       | 55               |
| 2. Sukorejo           | 496  | 390               | 390  | 390                                      | 391              |
| 3. Pageruyung         | 341  | 69                | 68   | 10                                       | 0                |
| 4. Patean             | 391  | 51                | 9  | 7  | 24               |
| 5. Singorojo          | 341  | 51                | 85   | 50                                       | 97               |
| 6. Limbangan          | 405  | 72                | 73   | 94                                       | 97               |
| 7. Boja               | 477  | 457               | 457  | 437                                      | 458              |
| 8. Kaliwungu          | 370  | 170               | 197  | 79                                       | 138              |
| 9. Kaliwungu Selatan  | 267  | 215               | 131  | 1  | 214              |
| 10. Brangsong         | 177  | 12                | 12   | 12                                       | 12               |
| 11. Pegandon          | 243  | 29                | 18   | 19                                       | 28               |
| 12. Ngampel           | 277  | 84                | 72   | 69                                       | 94               |
| 13. Gemuh             | 341  | 65                | 70   | 21                                       | 83               |
| 14. Ringinarum        | 210  | 45                | 32   | 20                                       | 18               |
| 15. Weleri            | 323  | 252               | 102  | 70                                       | 86               |
| 16. Rowosari          | 333  | 2                 | 15   | 2  | 7                |
| 17. Kangkung          | 260  | 260               | 92   | 72                                       | 86               |
| 18. Cepiring          | 212  | 50                | 113  | 24                                       | 16               |
| 19. Patebon           | 331  | 52                | 85   | 70                                       | 80               |
| 20. Kota Kendal       | 421  | 54                | 109  | 52                                       | 20               |
| <b>Jumlah/Total</b>   | <b>6 491</b>                               | <b>2 435</b>      | <b>2 185</b>                                       | <b>1 554</b>                             | <b>2 004</b>     |

Sumber: PKK Kabupaten Kendal  
 Source: Family Welfare Education Office



**Tabel** 4.8.10 **Lanjutan**  
**Table** 4.8.10 **Continued**

| Kecamatan<br>Subdistrict | Jumlah<br>Total      |                            | Jumlah Posyandu Lansia<br>Number of Elderly Posyandu |                   |
|--------------------------|----------------------|----------------------------|--|-------------------|
|                          | Posyandu<br>Posyandu | Terintegrasi<br>Integrated | POK  | Anggota<br>Member |
| (1)                      | (7)                  | (8)                        | (9)  | (10)              |
| 1. Plantungan            | 52                   | 52                         | 13   | 936               |
| 2. Sukorejo              | 94                   | 94                         | 47   | 6 283             |
| 3. Pageruyung            | 67                   | 37                         | 67   | 2 589             |
| 4. Patean                | 87                   | 31                         | 48   | 1 135             |
| 5. Singorojo             | 79                   | 13                         | 34   | 1 399             |
| 6. Limbangan             | 77                   | 44                         | 39   | 1 340             |
| 7. Boja                  | 107                  | 0                          | 32   | 1 516             |
| 8. Kaliwungu             | 77                   | 23                         | 23   | 736               |
| 9. Kaliwungu Selatan     | 59                   | 10                         | 17   | 1 131             |
| 10. Brangsong            | 58                   | 13                         | 12   | 667               |
| 11. Pegandon             | 51                   | 2                          | 21   | 456               |
| 12. Ngampel              | 49                   | 2                          | 23   | 1 040             |
| 13. Gemuh                | 68                   | 46                         | 19   | 1 075             |
| 14. Ringinarum           | 44                   | 5                          | 21   | 4 169             |
| 15. Weleri               | 70                   | 18                         | 55   | 4 045             |
| 16. Rowosari             | 81                   | 81                         | 17   | 9 945             |
| 17. Kangkung             | 52                   | 2                          | 24   | 8 758             |
| 18. Cepiring             | 52                   | 0                          | 18   | 589               |
| 19. Patebon              | 8                    | 18                         | 32   | 816               |
| 20. Kota Kendal          | 102                  | 22                         | 41   | 2 697             |
| <b>Jumlah/Total</b>      | <b>1 334</b>         | <b>513</b>                 | <b>603</b>   | <b>51 322</b>     |

Sumber: PKK Kabupaten Kendal

Source: Family Welfare Education Office

**Tabel 4.8.11** Bidang Keluarga Berencana Kabupaten Kendal, 2017  
**Table** *Number of PKK Activity for Healthy Planning Program In Kendal,*

| Kecamatan<br>Subdistrict | Perencanaan Sehat<br>Healthy Planning |                |                |                       |                                  |
|--------------------------|---------------------------------------|----------------|----------------|-----------------------|----------------------------------|
|                          | Kader KB                              | Jumlah PUS     | Jumlah WUS     | Jumlah Akseptor Aktif | Jumlah KK Yang Memiliki Tabungan |
| (1)                      | (2)                                   | (3)            | (4)            | (5)                   | (6)                              |
| 1. Plantungan            | 55                                    | 6 584          | 7 111          | 5 376                 | 4 653                            |
| 2. Sukorejo              | 406                                   | 12 205         | 14 940         | 9 832                 | 620                              |
| 3. Pageruyung            | 242                                   | 12 386         | 9 008          | 9 982                 | 6 105                            |
| 4. Patean                | 374                                   | 10 994         | 16 445         | 9 038                 | 16 329                           |
| 5. Singorojo             | 102                                   | 10 681         | 14 995         | 8 758                 | 10 277                           |
| 6. Limbangan             | 96                                    | 7 604          | 9 146          | 6 939                 | 7 501                            |
| 7. Boja                  | 488                                   | 13 551         | 16 928         | 9 680                 | 12 775                           |
| 8. Kaliwungu             | 265                                   | 11 821         | 6 902          | 9 295                 | 9 912                            |
| 9. Kaliwungu Selatan     | 124                                   | 10 126         | 13 715         | 8 656                 | 8 245                            |
| 10. Brangsong            | 177                                   | 8 932          | 13 188         | 6 558                 | 0                                |
| 11. Pegandon             | 15                                    | 6 789          | 10 127         | 4 999                 | 7 187                            |
| 12. Ngampel              | 60                                    | 6 883          | 9 937          | 5 757                 | 4 765                            |
| 13. Gemuh                | 102                                   | 9 232          | 14 430         | 4 499                 | 14 342                           |
| 14. Ringinarum           | 7                                     | 6 664          | 8 462          | 5 075                 | 500                              |
| 15. Weleri               | 488                                   | 10 779         | 16 718         | 7 988                 | 10 490                           |
| 16. Rowosari             | 5                                     | 10 722         | 15 796         | 6 078                 | 14 923                           |
| 17. Kangkung             | 250                                   | 13 110         | 18 150         | 9 128                 | 12 997                           |
| 18. Cepiring             | 60                                    | 8 987          | 10 834         | 5 724                 | 1 006                            |
| 19. Patebon              | 102                                   | 6 384          | 9 652          | 5 262                 | 9 342                            |
| 20. Kota Kendal          | 102                                   | 6 872          | 17 765         | 5 727                 | 10 517                           |
| <b>Jumlah/Total</b>      | <b>3 520</b>                          | <b>191 306</b> | <b>254 249</b> | <b>144 351</b>        | <b>162 486</b>                   |

Sumber: PKK Kabupaten Kendal  
 Source: Family Welfare Education Office

**Tabel 4.8.12 Berkoperasi Kabupaten Kendal, 2016**  
**Table Number of PKK Activity for Cooperative Developing Program In**

| Kecamatan<br>Subdistrict | Pra Koperasi/ Usaha Bersama<br>UP2K<br>Pre Cooperative / Business<br>with EIFI |                        | Koperasi Berbadan Hukum<br>Legal Entity Cooperatives |                   |
|--------------------------|--|------------------------|--|-------------------|
|                          | Kelompok<br>Group  | Peserta<br>Participant | Koperasi<br>Cooperative                              | Anggota<br>Member |
|                          | (1)  | (2)                    | (3)  | (4)               |
| 1. Plantungan            | 265  | 1 605                  | -  | -                 |
| 2. Sukorejo              | 1  | 10                     | -  | -                 |
| 3. Pageruyung            | -  | -                      | 1  | 440               |
| 4. Patean                | 19   | 350                    | -  | -                 |
| 5. Singorojo             | -  | -                      | -  | -                 |
| 6. Limbangan             | -  | -                      | -  | -                 |
| 7. Boja                  | 7  | 100                    | -  | -                 |
| 8. Kaliwungu             | 0  | 0                      | -  | -                 |
| 9. Kaliwungu Selatan     | 95   | 2 707                  | -  | -                 |
| 10. Brangsong            | 15   | 97                     | -  | -                 |
| 11. Pegandon             | 19   | -                      | -  | -                 |
| 12. Ngampel              | 15   | 497                    | 2  | 44                |
| 13. Gemuh                | 20   | 535                    | -  | -                 |
| 14. Ringinarum           | 27   | 911                    | -  | -                 |
| 15. Weleri               | 58   | 1 083                  | -  | -                 |
| 16. Rowosari             | 352  | 2 321                  | -  | -                 |
| 17. Kangkung             | 5  | 10                     | 4  | -                 |
| 18. Cepiring             | 15   | 376                    | -  | -                 |
| 19. Patebon              | -  | -                      | -  | -                 |
| 20. Kota Kendal          | 98   | 1 485                  | -  | -                 |
| Kabupaten                | -  | -                      | 1  | 50                |
| <b>Jumlah/Total</b>      | <b>1 011</b>   | <b>12 087</b>          | <b>8</b>   | <b>534</b>        |

Sumber: PKK Kabupaten Kendal  
 Source: Family Welfare Education Office

**Tabel 4.8.13** Banyaknya Kegiatan PKK Untuk Program Kelestarian Lingkungan Hidup Kabupaten Kendal, 2017  
**Table** *Number of PKK Activity for Environment Program in Kendal, 2017*

| Kecamatan<br><i>District</i> | Jumlah Rumah Yang Memiliki |                |                      | Jumlah MCK   |
|------------------------------|----------------------------|----------------|----------------------|--------------|
|                              | Jamban<br>Keluarga         | Spal           | Pembuangan<br>Sampah |              |
| (1)                          | (2)                        | (3)            | (4)                  | (5)          |
| 1. Plantungan                | 4 809                      | 6 075          | 6 672                | 57           |
| 2. Sukorejo                  | 12 952                     | 6 731          | 7 658                | 1            |
| 3. Pageruyung                | 4 956                      | 3 143          | 7 219                | 58           |
| 4. Patean                    | 7 431                      | 5 537          | 10 426               | 36           |
| 5. Singorojo                 | 4 242                      | 11 547         | 8 690                | 14           |
| 6. Limbangan                 | 7 104                      | 2 621          | 7 979                | 9            |
| 7. Boja                      | 12 571                     | 11 740         | 12 566               | 114          |
| 8. Kaliwungu                 | 17 140                     | 15 873         | 15 587               | 10           |
| 9. Kaliwungu Selatan         | 7 084                      | 9 250          | 8 641                | 19           |
| 10. Brangsong                | 9 273                      | 3 187          | 3 187                | 0            |
| 11. Pegandon                 | 8 948                      | 6 785          | 7 460                | 0            |
| 12. Ngampel                  | 8 808                      | 6 402          | 7 057                | 39           |
| 13. Gemuh                    | 10 852                     | 12 800         | 12 954               | 0            |
| 14. Ringinarum               | 7 912                      | 1 200          | 8 055                | 1 700        |
| 15. Weleri                   | 9 290                      | 8 427          | 9 989                | 0            |
| 16. Rowosari                 | 11 296                     | 10 389         | 11 155               | 2            |
| 17. Kangkung                 | 11 502                     | 7 194          | 12 288               | 0            |
| 18. Cepiring                 | 9 272                      | 9 458          | 9 455                | 414          |
| 19. Patebon                  | 10 517                     | 11 302         | 6 589                | 1 706        |
| 20. Kota Kendal              | 5 414                      | 3 828          | 9 296                | 14           |
| <b>Jumlah/Total</b>          | <b>181 373</b>             | <b>153 489</b> | <b>182 923</b>       | <b>4 193</b> |

Sumber: PKK Kabupaten Kendal

Source: *Family Welfare Education Office*

**Tabel** 4.8.13 **Lanjutan**  
**Table** 4.8.13 **Continued**

| Kecamatan<br><i>District</i> | Jumlah KK Yang Menggunakan |                |               |
|------------------------------|----------------------------|----------------|---------------|
|                              | PDAM                       | Sumur          | Lain-lain     |
| (1)                          | (6)                        | (7)            | (8)           |
| 1. Plantungan                | 7 670                      | 305            | 0             |
| 2. Sukorejo                  | 2 836                      | 1 867          | 4 444         |
| 3. Pageruyung                | 2 524                      | 1 900          | 2 361         |
| 4. Patean                    | 4 052                      | 4 239          | 6 701         |
| 5. Singorojo                 | 0                          | 4 991          | 1 935         |
| 6. Limbangan                 | 0                          | 5 175          | 5 260         |
| 7. Boja                      | 1 645                      | 10 167         | 5 260         |
| 8. Kaliwungu                 | 11 857                     | 4 630          | 654           |
| 9. Kaliwungu Selatan         | 7 220                      | 5 112          | 1 313         |
| 10. Brangsong                | 10 437                     | 2 926          | 0             |
| 11. Pegandon                 | 1 569                      | 11 094         | 0             |
| 12. Ngampel                  | 4 285                      | 5 655          | 331           |
| 13. Gemuh                    | 3 871                      | 10 148         | 0             |
| 14. Ringinarum               | 82                         | 7 094          | 1 582         |
| 15. Weleri                   | 3 161                      | 16 123         | 363           |
| 16. Rowosari                 | 3 694                      | 8 412          | 0             |
| 17. Kangkung                 | 3 519                      | 7 088          | 2 220         |
| 18. Cepiring                 | 7 510                      | 5 446          | 0             |
| 19. Patebon                  | 6 626                      | 3 359          | 0             |
| 20. Kota Kendal              | 0                          | 4 389          | 0             |
| <b>Jumlah/Total</b>          | <b>82 558</b>              | <b>120 120</b> | <b>32 424</b> |

Sumber: PKK Kabupaten Kendal

Source: Family Welfare Education Office

## 4.9 SAMPAH/ GARBAGE

**Tabel 4.9.1** Jumlah Timbunan Sampah Yang Diangkut ke TPA Darupono, 2017  
**Table 4.9.1** *Number of Waste Dumps Transported to Darupono Final Disposal Site, 2017*

| Bulan<br><i>Month</i>       | Jenis Kendaraan<br><i>Kind of Vehicle</i> |                                   |                                     |                                    | Jumlah<br><i>Total</i> |               |
|-----------------------------|---|-----------------------------------|-------------------------------------|------------------------------------|------------------------|---------------|
|                             | Motor Roda 3<br><i>(m<sup>3</sup>)</i>    | Pick Up<br><i>(m<sup>3</sup>)</i> | Dump Truk<br><i>(m<sup>3</sup>)</i> | Arm Roll<br><i>(m<sup>3</sup>)</i> |                        |               |
| (1)                         | (2)                                       | (3)                               | (4)                                 | (5)                                | (6)                    |               |
| Januari/ <i>January</i>     | 168                                       | 280                               | 476                                 | 882                                | 1 806                  |               |
| Februari/ <i>February</i>   | 336                                       | 560                               | 952                                 | 1 822                              | 3 670                  |               |
| Maret/ <i>March</i>         | 360                                       | 500                               | 850                                 | 1 644                              | 3 354                  |               |
| April/ <i>April</i>         | 348                                       | 580                               | 986                                 | 1 902                              | 3 816                  |               |
| Mei/ <i>May</i>             | 331                                       | 600                               | 1 020                               | 1 980                              | 3 931                  |               |
| Juni/ <i>June</i>           | 370                                       | 589                               | 976                                 | 1 931                              | 3 866                  |               |
| Juli/ <i>July</i>           | 365                                       | 566                               | 904                                 | 1 877                              | 3 712                  |               |
| Agustus/ <i>August</i>      | 358                                       | 577                               | 973                                 | 1 892                              | 3 800                  |               |
| September/ <i>September</i> | 345                                       | 552                               | 945                                 | 1 810                              | 3 652                  |               |
| Oktober/ <i>October</i>     | 354                                       | 567                               | 955                                 | 1 875                              | 3 751                  |               |
| November/ <i>November</i>   | 338                                       | 546                               | 930                                 | 1 840                              | 3 654                  |               |
| Desember/ <i>December</i>   | 351                                       | 556                               | 964                                 | 1 858                              | 3 729                  |               |
| <b>Jumlah</b>               | <b>Total</b>                              | <b>4 024</b>                      | <b>6 473</b>                        | <b>10 931</b>                      | <b>21 313</b>          | <b>42 741</b> |

Sumber: Dinas Lingkungan Hidup

Source: Department For The Environment

**Tabel** 4.9.2 **Data Timbunan Sampah Yang Diangkut ke TPA Pagergunung, 2017**  
**Table** 4.9.2 **Number of Waste Dumps Transported to Pagergunung Final Disposal Site, 2017**

| Bulan<br>Month      | Jenis Kendaraan<br>Kind of Vehicle |                              |                                |                               | Jumlah<br>Total |
|---------------------|------------------------------------|------------------------------|--------------------------------|-------------------------------|-----------------|
|                     | Motor Roda 3<br>(m <sup>3</sup> )  | Pick Up<br>(m <sup>3</sup> ) | Dump Truk<br>(m <sup>3</sup> ) | Arm Roll<br>(m <sup>3</sup> ) |                 |
| (1)                 | (2)                                | (3)                          | (4)                            | (5)                           | (6)             |
| Januari/January     | -                                  | 53                           | 558                            | 144                           | 755             |
| Februari/February   | -                                  | 41                           | 426                            | 128                           | 595             |
| Maret/March         | -                                  | 56                           | 444                            | 140                           | 640             |
| April/April         | -                                  | 41                           | 426                            | 128                           | 595             |
| Mei/May             | -                                  | 48                           | 447                            | 138                           | 633             |
| Juni/June           | -                                  | 51                           | 432                            | 132                           | 615             |
| Juli/July           | -                                  | 50                           | 438                            | 130                           | 618             |
| Agustus/August      | -                                  | 44                           | 465                            | 126                           | 635             |
| September/September | -                                  | 42                           | 429                            | 122                           | 593             |
| Oktober/October     | -                                  | 49                           | 435                            | 126                           | 610             |
| November/November   | -                                  | 47                           | 423                            | 120                           | 590             |
| Desember/December   | -                                  | 59                           | 456                            | 130                           | 645             |
| <b>Jumlah Total</b> | <b>0</b>                           | <b>581</b>                   | <b>5 379</b>                   | <b>1 564</b>                  | <b>7 524</b>    |

Sumber: Dinas Lingkungan Hidup  
 Source: Department For The Environment

**Tabel 4.9.3** Banyaknya Sarana Pengumpulan Sampah/Tinja Kabupaten Kendal, 2015 - 2017  
**Table** *Number of Garbage Facility in Kendal, 2015 - 2017*

|               | Bulan<br>Month                    | 2015       | 2016       | 2017       |
|---------------|-----------------------------------|------------|------------|------------|
|               | (1)                               | (2)        | (3)        | (4)        |
| 1             | Truk Sampah                       | 9          | 13         | 12         |
| 2             | Truk Container                    | 9          | 5          | 6          |
| 3             | Container                         | 28         | 24         | 21         |
| 4             | Gerobak Sampah                    | 18         | 18         | -          |
| 5             | Tempat Pembuangan Sementara       | 91         | 102        | 92         |
| 6             | Tempat Pembuangan Akhir           | 2          | 2          | 2          |
| 7             | Truk Tinja                        | -          | -          | -          |
| 8             | Transfer Depo                     | 3          | 3          | 2          |
| 9             | Instalasi Pengolahan Limbah Tinja | -          | -          | -          |
| 10            | Whelloder                         | -          | -          | -          |
| 11            | Bulldozer                         | 3          | 2          | 2          |
| <b>Jumlah</b> | <b>Total</b>                      | <b>163</b> | <b>169</b> | <b>137</b> |

Sumber: Dinas Lingkungan Hidup

Source: Department For The Environment



## 4.10 SERTIFIKAT TANAH/LAND CERTIFICATE

**Tabel** Banyaknya Sertifikat Tanah Yang Diselesaikan, 2014 - 2017  
**Table 4.10.1** *Number of Land Certificate Finished by Land Office, 2014 - 2017*

| Bulan<br>Month      | 2014          | 2015          | 2016          | 2017          |
|---------------------|---------------|---------------|---------------|---------------|
| (1)                 | (2)           | (3)           | (4)           | (5)           |
| Januari/January     | 2 060         | 1 936         | 1 905         | 2 153         |
| Februari/February   | 1 830         | 2 186         | 2 440         | 2 028         |
| Maret/March         | 1 720         | 2 254         | 2 269         | 2 396         |
| April/April         | 1 781         | 1 996         | 2 129         | 1 914         |
| Mei/May             | 1 588         | 1 394         | 2 428         | 2 047         |
| Juni/June           | 3 230         | 2 666         | 3 821         | 2 878         |
| Juli/July           | 2 190         | 2 675         | 1 909         | 2 944         |
| Agustus/August      | 2 123         | 2 683         | 2 891         | 4 648         |
| September/September | 1 827         | 1 883         | 2 297         | 4 836         |
| Oktober/October     | 1 949         | 1 811         | 1 112         | 4 481         |
| November/November   | 1 734         | 2 057         | 1 860         | 9 001         |
| Desember/December   | 1 974         | 2 224         | 2 156         | 1 631         |
| <b>Jumlah/Total</b> | <b>24 006</b> | <b>25 765</b> | <b>27 217</b> | <b>40 957</b> |

Sumber: BPN Kantor Pertanahan Kendal

Source: Land Office

**Tabel 4.10.2** Banyaknya Pemohon dan Penyelesaian Sertifikat Tanah, 2017  
**Table** *Number of Applicant and Land Certificate Finished by Land Office, 2017*

| <b>Bulan</b><br><i>Month</i> | <b>Pemohon</b><br><i>Applicant</i> | <b>Diselesaikan</b><br><i>Finished</i> |
|------------------------------|------------------------------------|--|
| (1)                          | (2)                                | (3)                                    |
| Januari/ <i>January</i>      | 2 385                              | 2 153                                  |
| Februari/ <i>February</i>    | 2 077                              | 2 028                                  |
| Maret/ <i>March</i>          | 4 048                              | 2 396                                  |
| April/ <i>April</i>          | 3 652                              | 1 914                                  |
| Mei/ <i>May</i>              | 5 932                              | 2 047                                  |
| Juni/ <i>June</i>            | 2 900                              | 2 878                                  |
| Juli/ <i>July</i>            | 3 109                              | 2 944                                  |
| Agustus/ <i>August</i>       | 5 335                              | 4 648                                  |
| September/ <i>September</i>  | 3 294                              | 4 836                                  |
| Oktober/ <i>October</i>      | 5 186                              | 4 481                                  |
| November/ <i>November</i>    | 2 395                              | 9 001                                  |
| Desember/ <i>December</i>    | 1 717                              | 1 631                                  |
| <b>Jumlah/<i>Total</i></b>   | <b>42 030</b>                      | <b>40 957</b>                          |

Sumber: BPN Kantor Pertanahan Kendal  
 Source: Land Office

**Banyaknya Sertifikat Tanah Yang Dikeluarkan Berdasarkan  
Jenisnya, 2017**

**Tabel**  
**Table** 4.10.3

**Number Land Certificate Published by Land Office in Kendal, 2017**

| Bulan<br>Month      | Hak Milik     | Hak Pakai | Hak Guna<br>Usaha | Hak Guna<br>Bangunan | Jumlah        |
|---------------------|---------------|-----------|-------------------|----------------------|---------------|
| (1)                 | (2)           | (3)       | (4)               | (5)                  | (6)           |
| 1 Plantungan        | 68            | -         | -                 | -                    | 68            |
| 2 Sukorejo          | 1 656         | -         | -                 | 9                    | 1 665         |
| 3 Pageruyung        | 819           | -         | -                 | -                    | 819           |
| 4 Patean            | 2 319         | -         | -                 | 1                    | 2 320         |
| 5 Singorojo         | 5 257         | 6         | -                 | -                    | 5 263         |
| 6 Limbangan         | 4 261         | 15        | -                 | 2                    | 4 278         |
| 7 Boja              | 2 405         | -         | -                 | 1 357                | 3 762         |
| 8 Kaliwungu         | 1 759         | -         | -                 | 1 564                | 3 323         |
| 9 Kaliwungu Selatan | 536           | -         | -                 | 1 504                | 2 040         |
| 10 Brangsong        | 510           | -         | -                 | 189                  | 699           |
| 11 Pegandon         | 278           | -         | -                 | 3                    | 281           |
| 12 Ngampel          | 278           | -         | -                 | 1                    | 279           |
| 13 Gemuh            | 625           | -         | -                 | 3                    | 628           |
| 14 Ringinarum       | 488           | -         | -                 | -                    | 488           |
| 15 Weleri           | 2 228         | 28        | -                 | 46                   | 2 302         |
| 16 Rowosari         | 636           | -         | -                 | -                    | 636           |
| 17 Kangkung         | 448           | -         | -                 | 2                    | 450           |
| 18 Cepiring         | 2 012         | -         | -                 | 28                   | 2 040         |
| 19 Patebon          | 1 124         | 1         | -                 | 14                   | 1 139         |
| 20 Kota Kendal      | 1 297         | 6         | -                 | 248                  | 1 551         |
| Kendal              | -             | -         | 15                | -                    | 15            |
| <b>Jumlah/Total</b> | <b>29 004</b> | <b>56</b> | <b>15</b>         | <b>4 971</b>         | <b>34 046</b> |

Sumber: BPN Kantor Pertanahan Kendal

Source: Land Office

## 4.11 KEBAKARAN

**Tabel 4.11.1 Banyaknya Peristiwa Kebakaran Kabupaten Kendal, 2015 - 2017**  
**Table Number of Outbreake of Fire in Kendal, 2015 - 2017**

| <b>Bulan<br/>Month</b> | <b>2015</b> | <b>2016</b> | <b>2017</b> |
|------------------------|-------------|-------------|-------------|
| <b>(1)</b>             | <b>(2)</b>  | <b>(3)</b>  | <b>(4)</b>  |
| Januari                | 3           | 6           | 1           |
| Februari               | 4           | 3           | 5           |
| Maret                  | 6           | 5           | 6           |
| April                  | 4           | 2           | 4           |
| Mei                    | 16          | 2           | 4           |
| Juni                   | 21          | 4           | 11          |
| Juli                   | 19          | 6           | 15          |
| Agustus                | 20          | 7           | 21          |
| September              | 17          | 9           | 16          |
| Oktober                | 9           | 3           | 5           |
| November               | 6           | 6           | 2           |
| Desember               | 4           | 3           | 6           |
| <b>Jumlah/Total</b>    | <b>129</b>  | <b>56</b>   | <b>96</b>   |

Sumber: Satuan Polisi Pamong Praja dan Pemadam Kebakaran

Source: Civil Service Police Unit and Fire Department

**Tabel 4.11.2 Banyaknya Peristiwa Kebakaran Kabupaten Kendal, 2015 - 2017**  
**Table Number of Outbrakes Fire, 2015 - 2017**

| Rincian                           | 2015      | 2016      | 2017       |
|-----------------------------------|-----------|-----------|------------|
| (1)                               | (2)       | (3)       | (4)        |
| 1. Banyaknya Bencana Kebakaran    | 129       | 56        | 96         |
| 2. Banyaknya Yang Terbakar        |           |           |            |
| a. Rumah                          | 55        | 30        | 42         |
| b. Lainnya                        | 74        | 26        | 54         |
| 3. Yang Kehilangan Tempat Tinggal |           |           |            |
| a. Keluarga                       | 55        | 30        | 42         |
| b. Jiwa                           | 139       | 87        | 128        |
| 4. Banyaknya Korban               |           |           |            |
| a. Mati                           | 2         | -         | 4          |
| b. Luka-Luka                      | 3         | -         | 1          |
| 5. Taksiran Kerugian(Ribu Rp)     | 5 346 000 | 3 323 500 | 18 757 000 |

Sumber: Satuan Polisi Pamong Praja dan Pemadam Kebakaran

Source: Civil Service Police Unit and Fire Department

## 4.12 SOSIAL LAINNYA

**Tabel 4.12.1** Banyaknya Penderita Cacat Kabupaten Kendal, 2017  
**Table** *Number of Physically Handicapped in Kendal, 2017*

| Kecamatan<br><i>Subdistrict</i> | Tuna Netra<br><i>Juvenile<br/>Delinquency</i> | Tuna Rungu<br><i>Deaf</i> | Tuna Wicara<br><i>Deaf</i> | Tuna Daksa<br><i>Dumb</i> |
|---------------------------------|---|---------------------------|----------------------------|---------------------------|
| (1)                             | (2)   | (3)                       | (4)                        | (5)                       |
| 1. Plantungan                   | 29  | 35                        | 16                         | 90                        |
| 2. Sukorejo                     | 38  | 15                        | 14                         | 69                        |
| 3. Pageruyung                   | 48  | 32                        | 14                         | 127                       |
| 4. Patean                       | 25  | 38                        | 14                         | 64                        |
| 5. Singorojo                    | 35  | 46                        | 18                         | 101                       |
| 6. Limbangan                    | 17  | 18                        | 7                          | 80                        |
| 7. Boja                         | 26  | 22                        | 22                         | 85                        |
| 8. Kaliwungu                    | 33  | 43                        | 13                         | 79                        |
| 9. Kaliwungu Selatan            | 35  | 19                        | 8                          | 83                        |
| 10. Brangsong                   | 42  | 37                        | 18                         | 92                        |
| 11. Pegandon                    | 22  | 63                        | 18                         | 100                       |
| 12. Ngampel                     | 34  | 26                        | 16                         | 69                        |
| 13. Gemuh                       | 61  | 46                        | 12                         | 110                       |
| 14. Ringinarum                  | 38  | 42                        | 9                          | 71                        |
| 15. Weleri                      | 26  | 5                         | 6                          | 58                        |
| 16. Rowosari                    | 62  | 58                        | 15                         | 84                        |
| 17. Kangkung                    | 46  | 47                        | 29                         | 102                       |
| 18. Cepiring                    | 56  | 47                        | 20                         | 121                       |
| 19. Patebon                     | 49  | 41                        | 21                         | 153                       |
| 20. Kota Kendal                 | 35  | 30                        | 15                         | 72                        |
| <b>Jumlah/ Total</b>            | <b>757</b>                                    | <b>710</b>                | <b>305</b>                 | <b>1 810</b>              |

Sumber: Dinas Sosial Kabupaten Kendal

Source: *Social Office*

**Tabel** 4.12.1 Lanjutan  
**Table** 4.12.1 *Continued*

| <b>Kecamatan</b><br><b>Subdistrict</b> | <b>Tuna Fisik dan Mental</b><br><b>Physical and Mentally</b> | <b>Retardasi</b><br><b>Retarded</b> | <b>Jumlah</b><br><b>Total</b> |
|--|--|-------------------------------------|-------------------------------|
| (1)                                    | (6)  | (7)                                 | (8)                           |
| 1. Plantungan                          | 27   | 60                                  | 257                           |
| 2. Sukorejo                            | 27   | 62                                  | 225                           |
| 3. Pageruyung                          | 14   | 54                                  | 289                           |
| 4. Patean                              | 22   | 77                                  | 240                           |
| 5. Singorojo                           | 32   | 59                                  | 291                           |
| 6. Limbangan                           | 13   | 55                                  | 190                           |
| 7. Boja                                | 62   | 102                                 | 319                           |
| 8. Kaliwungu                           | 43   | 53                                  | 264                           |
| 9. Kaliwungu Selatan                   | 27   | 50                                  | 222                           |
| 10. Brangsong                          | 68   | 92                                  | 349                           |
| 11. Pegandon                           | 21   | 77                                  | 301                           |
| 12. Ngampel                            | 33   | 60                                  | 238                           |
| 13. Gemuh                              | 34   | 87                                  | 350                           |
| 14. Ringinarum                         | 55   | 79                                  | 294                           |
| 15. Weleri                             | 35   | 59                                  | 189                           |
| 16. Rowosari                           | 35   | 103                                 | 357                           |
| 17. Kangkung                           | 48   | 92                                  | 364                           |
| 18. Cepiring                           | 47   | 115                                 | 406                           |
| 19. Patebon                            | 51   | 75                                  | 390                           |
| 20. Kota Kendal                        | 41   | 61                                  | 254                           |
| <b>Jumlah/ Total</b>                   | <b>735</b>   | <b>1 472</b>                        | <b>5 789</b>                  |

Sumber: Dinas Sosial Kabupaten Kendal

Source: Social Office

**Tabel 4.12.2** Banyaknya Lanjut Usia Terlantar di Kabupaten Kendal, 2017  
**Table** *Number of Deceprit and Stranded People in Kendal, 2017*

| Kecamatan<br><i>Subdistrict</i> | Lanjut Usia Terlantar<br><i>Deceprit and Stranded People</i> |
|---------------------------------|--|
| (1)                             | (2)  |
| 1. Plantungan                   | 484  |
| 2. Sukorejo                     | 623  |
| 3. Pageruyung                   | 147  |
| 4. Patean                       | -  |
| 5. Singorojo                    | -  |
| 6. Limbangan                    | 248  |
| 7. Boja                         | 29   |
| 8. Kaliwungu                    | 51   |
| 9. Kaliwungu Selatan            | 386  |
| 10. Brangsong                   | 367  |
| 11. Pegandon                    | 565  |
| 12. Ngampel                     | 567  |
| 13. Gemuh                       | 156  |
| 14. Ringinarum                  | 133  |
| 15. Weleri                      | 151  |
| 16. Rowosari                    | 72   |
| 17. Kangkung                    | 38   |
| 18. Cepiring                    | 471  |
| 19. Patebon                     | 255  |
| 20. Kota Kendal                 | 30   |
| <b>Jumlah/ Total</b>            | <b>4 773</b>   |

Sumber: Dinas Sosial Kabupaten Kendal

Source: *Social Office*



**Tabel 4.12.3** Banyaknya Penghuni Panti Asuhan di Kabupaten Kendal, 2014 - 2017  
**Table** *Number of Reformatory in Kendal, 2014 - 2017*

| Kecamatan<br>Subdistrict | 2014       | 2015      | 2016       | 2017       |
|--------------------------|------------|-----------|------------|------------|
| (1)                      | (2)        | (3)       | (4)        | (5)        |
| 1. Plantungan            | -          | 2         | -          | -          |
| 2. Sukorejo              | 36         | 8         | 44         | 18         |
| 3. Pageruyung            | -          | -         | -          | -          |
| 4. Patean                | -          | 2         | -          | -          |
| 5. Singorojo             | -          | -         | -          | -          |
| 6. Limbangan             | -          | -         | -          | -          |
| 7. Boja                  | 161        | -         | 210        | 101        |
| 8. Kaliwungu             | 91         | 1         | 82         | 73         |
| 9. Kaliwungu Selatan     | -          | 25        | -          | -          |
| 10. Brangsong            | -          | 2         | -          | -          |
| 11. Pegandon             | -          | -         | -          | -          |
| 12. Ngampel              | -          | -         | -          | -          |
| 13. Gemuh                | -          | -         | -          | 25         |
| 14. Ringinarum           | 14         | -         | 25         | 11         |
| 15. Weleri               | 58         | 24        | 62         | 40         |
| 16. Rowosari             | -          | 5         | -          | -          |
| 17. Kangkung             | -          | -         | -          | -          |
| 18. Cepiring             | 73         | 21        | 51         | -          |
| 19. Patebon              | 41         | -         | -          | 23         |
| 20. Kota Kendal          | 72         | 1         | 110        | 51         |
| <b>Jumlah/ Total</b>     | <b>546</b> | <b>91</b> | <b>584</b> | <b>342</b> |

Sumber: Dinas Sosial Kabupaten Kendal

Source: Social Office

# Agriculture Of Kendal Regency



TANAMAN  
PANGAN

250.79 square kilometer (sq km) for wetland paddy or 25.02 percent of the total area, and productivity of paddy, both wetland paddy and dryland paddy, was 87,49 quintals per hectare (quintals/ha).

The production over 100,000 quintals were red onion, guavas, and bananas.

The highest production was red onions, which reached 318,863 quintals of productions.



HORTIKULTURA



PERKEBUNAN

Robusta coffee have the largest land area compared to other plantation commodities, namely 2,574.16 hectares. And the most production is sugar cane plant, 18,824.57 tons production in 270.94 hectares of planting area.

Total production value of teak in 2017 was recorded 4,750.38 cubic meters with worth value of 20,03 billion rupiah



KEHUTANAN



PETERNAKAN

The highest number of large livestock slaughtered in slaughterhouses was 2,268 heads of cattle. Meanwhile, the highest number of small livestock was goat by 65 heads



### Tanaman Pangan

Proporsi terluas penggunaan tanah di Kabupaten Kendal adalah untuk tanah sawah yaitu 250,79 km<sup>2</sup> atau sebesar 25,02 persen dari seluruh luas tanah yang ada. Pada tahun 2017 produktivitas padi, baik padi sawah maupun gogo sebesar 87,49 kuintal per hektar. Rata-rata produktivitas padi tertinggi ada di kecamatan Pegandon sebesar 88,99 kw/ha dan disusul kecamatan Kota Brangsong dengan produktivitas 88,20 kuintal per hektar.

### Hortikultura

Dari beberapa komoditas hortikultura yang ada di Kabupaten Kendal yang mempunyai produksi diatas 100.000 kuintal adalah bawang merah, jambu biji, dan pisang. Komoditas hortikultura yang paling tinggi produksinya adalah bawang merah sebanyak 318.863 kuintal.

### Perkebunan

Terdapat sekitar 20 jenis komoditas tanaman perkebunan yang diusahakan. Tanaman kopi robusta mempunyai luas lahan terbesar dibanding komoditas perkebunan lainnya yaitu 2.574,16 hektar. Walaupun mempunyai luas tanam terbesar, tetapi produksi terbanyak adalah tanaman tebu 18.824,57 ton dengan luas tanam yang hanya sebesar 270,94 hektar.

### Food Crops

*The largest proportion of land use in Kendal Regency was for wetland paddy which was 250.79 square kilometer (sq km) or 25.02 percent of the total area. In 2017, productivity of paddy, both wetland paddy and dryland paddy, was 87.49 quintals per hectare (quintals/ha). The highest average productivity of paddy was occurred in Pegandon Subdistrict by 88.99 quintal/ha and followed by Brangsong Subdistrict with 88.20 quintals/ha.*

### Horticulture

*Some horticulture plants commodities in Kendal Regency which production over 100,000 quintals were red onion, guavas, and bananas. The highest production was red onions, which reached 318,863 quintals of productions.*

### Estate Crops

*There were around 20 commodities of estate crops cultivated. Robusta coffee have the largest land area compared to other plantation commodities, namely 2,574.16 hectares. Although it has the largest planting area, the most production is sugar cane plant, 18,824.57 tons production in 270.94 hectares of planting area.*

### Peternakan

Populasi ternak besar (sapi perah/potong, kerbau, kuda) terbanyak di Kabupaten Kendal tahun 2017 adalah sapi potong 20.634 ekor, sedangkan untuk ternak kecil (kambing, domba, babi) populasi terbanyak adalah kambing 37.781 ekor. Kecamatan Sukorejo merupakan penghasil ternak besar terbanyak di Kabupaten Kendal.

Populasi unggas terbanyak di Kabupaten Kendal pada tahun 2017 adalah ayam pedaging 8.321.500 sedangkan populasi terkecil adalah angsa yang hanya sebesar 11.954 ekor.

Pemotongan ternak besar di RPH terbanyak adalah sapi 2.268 ekor. Sedangkan ternak kecil yang paling banyak dipotong adalah kambing sebanyak 65 ekor.

Produksi telur ayam kampung dan itik menyebar di seluruh kecamatan di Kabupaten Kendal dengan total produksi sebanyak 557.385 kg untuk ayam kampung dan 1.166.781 kg untuk telur itik. Produksi telur ayam ras hanya terdapat di daerah dataran tinggi, Kecamatan Kaliwungu Selatan, Pegandon, dan Ngampel. Jumlah produksi telur ayam ras sebanyak 37.722.118 kg, sedangkan produksi telur burung puyuh selama tahun 2017 sebanyak 106.078 Kg.

### Animal Husbandry

*The largest population of large livestock (i.e. dairy/beef cattle, buffalos, horses) in Kendal Regency in 2017 was 20,634 heads of beef cattle, while for small livestock (i.e. goats, sheep, pigs) the largest population was 37,781 heads of goats. Sukorejo Subdistrict was the largest major livestock producer in Kendal Regency.*

*The largest population of poultry in Kendal Regency in 2017 was 8,321,500 heads of broiler, while the smallest population was 11,954 heads of swan.*

*The highest number of large livestock slaughtered in slaughterhouses was 2,268 heads of cattle. Meanwhile, the highest number of small livestock was goat by 65heads.*

*The production of eggs of native chickens and ducks spread across subdistricts in Kendal Regency with total production reached 557,385 kilo grams for native chicken and 1,166,781 kilo grams for duck. The production of purebred chickens eggs was only found in the highlands, South Kaliwungu Subdistrict, Pegandon Subdistrict, and Ngampel Subdistrict. Its total production reached 37,722,118 kilo grams of layer egg, while production of quail egg during 2017 was 106,078 kilo grams.*

### **Perikanan**

Kabupaten Kendal yang mempunyai topografi daerah bervariasi, sangat bagus bagi usaha budidaya perikanan. Sub sektor perikanan meliputi perikanan laut dan perikanan darat. Perikanan darat terdiri dari usaha budidaya tambak dan kolam serta perairan umum.

Produksi perikanan laut yang dihasilkan oleh Tempat Pelelangan Ikan (TPI) di lima tempat, pada tahun 2017 menghasilkan 3.326.763 Kg ikan dengan nilai 29.914,93 juta rupiah.

### **Kehutanan**

Perum Perhutani mencatat ada 13.527,34 hektar hutan produksi tetap yang berada dalam KPH Kendal yang terbagi menjadi 12 (dua belas) kecamatan. Total nilai produksi kayu jati di tahun 2017 tercatat 4.750,38 meter kubik dengan nilai 20,03 milyar rupiah.

### **Fishery**

*Kendal Regency has various topographies suited for aquaculture. Fishery subsector includes marine fisheries and aquaculture. The aquaculture consists of brackish water pond, fresh water pond, and inland water.*

*In 2017, production of marine fisheries production resulted by the fish auction place (TPI) in fifth places was 3,326,763 kilo grams of fish worth value of 29,914,93 million rupiah.*

### **Forestry**

*Perum Perhutani recorded there was 13,527,34 hectares of fixed production forest in KPH Kendal which area divided into twelve subdistricts. Total production value of teak in 2017 was recorded 4,750.38 cubic meters with worth value of 20,03 billion rupiah.*

5.1 TANAMAN PANGAN/FOOD CROPS

**Tabel 5.1.1** Luas Panen, Produksi, dan Rata-Rata Produksi Padi Sawah Menurut Kecamatan, 2017  
**Table 5.1.1** Harvest Area and Production of Wet Land Paddy in Kendal, 2017

| Kecamatan<br>Subdistrict | Luas Panen<br>Harvested Area<br>(ha) | Produktivitas<br>Productivity<br>(kw/ha) | Produksi<br>Production<br>(ton) |
|--------------------------|--------------------------------------|--|---------------------------------|
| (1)                      | (2)                                  | (3)                                      | (4)                             |
| 1 Plantungan             | 2 447,70                             | 49,68                                    | 12 159,68                       |
| 2 Sukorejo               | 1 453,10                             | 46,03                                    | 6 688,25                        |
| 3 Pageruyung             | 1 691,10                             | 47,69                                    | 8 064,74                        |
| 4 Patean                 | 2 397,60                             | 49,40                                    | 11 843,17                       |
| 5 Singorojo              | 1 960,60                             | 49,16                                    | 9 637,60                        |
| 6 Limbangan              | 3 311,90                             | 51,52                                    | 17 063,01                       |
| 7 Boja                   | 4 392,10                             | 53,39                                    | 23 448,62                       |
| 8 Kaliwungu              | 1 207,40                             | 52,12                                    | 6 293,34                        |
| 9 Kaliwungu Selatan      | 1 313,40                             | 55,05                                    | 7 229,79                        |
| 10 Brangsong             | 2 513,00                             | 53,80                                    | 13 520,73                       |
| 11 Pegandon              | 1 180,30                             | 53,29                                    | 6 289,83                        |
| 12 Ngampel               | 1 745,10                             | 52,76                                    | 9 207,66                        |
| 13 Gemuh                 | 1 375,90                             | 50,48                                    | 6 945,78                        |
| 14 Ringinarum            | 990,60                               | 50,33                                    | 4 985,98                        |
| 15 Weleri                | 2 640,30                             | 56,40                                    | 14 890,18                       |
| 16 Rowosari              | 4 239,10                             | 57,61                                    | 24 421,31                       |
| 17 Kangkung              | 2 816,70                             | 54,71                                    | 15 410,17                       |
| 18 Cepiring              | 2 578,60                             | 56,17                                    | 14 483,48                       |
| 19 Patebon               | 2 555,50                             | 54,40                                    | 13 902,50                       |
| 20 Kota Kendal           | 2 504,50                             | 55,65                                    | 13 937,44                       |
| <b>Jumlah/ Total</b>     | <b>45 314,53</b>                     | <b>53,06</b>                             | <b>240 423,28</b>               |

Sumber: Dinas Pertanian dan Pangan  
 Source: Food and Agriculture Department

**Tabel 5.1.2 Luas Panen, Produksi, dan Rata-Rata Produksi Padi Gogo Menurut Kecamatan, 2017**  
**Table Harvest Area and Production of Dry Land Paddy in Kendal, 2017**

| Kecamatan<br>Subdistrict | Luas Panen<br>Harvested Area<br>(ha) | Produktivitas<br>Productivity<br>(kw/ha) | Produksi<br>Production<br>(ton) |
|--------------------------|--------------------------------------|--|---------------------------------|
| (1)                      | (2)                                  | (3)                                      | (4)                             |
| 1 Plantungan             | -                                    | -  | -                               |
| 2 Sukorejo               | -                                    | -  | -                               |
| 3 Pageruyung             | -                                    | -  | -                               |
| 4 Patean                 | 30,00                                | 33,79                                    | 101,38                          |
| 5 Singorojo              | -                                    | -  | -                               |
| 6 Limbangan              | -                                    | -  | -                               |
| 7 Boja                   | 6,00                                 | 32,25                                    | 19,35                           |
| 8 Kaliwungu              | 40,00                                | 35,09                                    | 140,36                          |
| 9 Kaliwungu Selatan      | 52,00                                | 33,10                                    | 172,12                          |
| 10 Brangsong             | 10,00                                | 34,40                                    | 34,40                           |
| 11 Pegandon              | 13,00                                | 35,70                                    | 46,41                           |
| 12 Ngampel               | 185,00                               | 34,32                                    | 634,92                          |
| 13 Gemuh                 | 100,00                               | 35,22                                    | 352,20                          |
| 14 Ringinarum            | -                                    | -  | -                               |
| 15 Weleri                | -                                    | -  | -                               |
| 16 Rowosari              | -                                    | -  | -                               |
| 17 Kangkung              | -                                    | -  | -                               |
| 18 Cepiring              | -                                    | -  | -                               |
| 19 Patebon               | -                                    | -  | -                               |
| 20 Kota Kendal           | -                                    | -  | -                               |
| <b>Jumlah/ Total</b>     | <b>436,00</b>                        | <b>34,43</b>                             | <b>1 501,13</b>                 |

Sumber: Dinas Pertanian dan Pangan

Source: Food and Agriculture Department

**Luas Panen, Produksi, dan Rata-Rata Produksi Padi Gogo dan Padi Sawah Menurut Kecamatan, 2017**

**Tabel**  
**Table** 5.1.3

**Harvest Area and Production of Wet Land and Dry Land Paddy in Kendal, 2017**

|    | <b>Kecamatan<br/>Subdistrict</b> | <b>Luas Panen<br/>Harvested Area<br/>(ha)</b> | <b>Produktivitas<br/>Productivity<br/>(kw/ha)</b> | <b>Produksi<br/>Production<br/>(ton)</b> |
|----|----------------------------------|---|---|--|
|    | (1)                              | (2)   | (3)   | (4)                                      |
| 1  | Plantungan                       | 2 447,70                                      | 49,68   | 12 159,68                                |
| 2  | Sukorejo                         | 1 453,10                                      | 46,03   | 6 688,25                                 |
| 3  | Pageruyung                       | 1 691,10                                      | 47,69   | 8 064,74                                 |
| 4  | Patean                           | 2 427,60                                      | 49,20   | 11 944,54                                |
| 5  | Singorojo                        | 1 960,60                                      | 49,16   | 9 637,60                                 |
| 6  | Limbangan                        | 3 311,90                                      | 51,52   | 17 063,01                                |
| 7  | Boja                             | 4 398,10                                      | 53,36   | 23 467,97                                |
| 8  | Kaliwungu                        | 1 247,40                                      | 51,58   | 6 433,70                                 |
| 9  | Kaliwungu Selatan                | 1 365,40                                      | 54,21   | 7 401,91                                 |
| 10 | Brangsong                        | 2 523,00                                      | 53,73   | 13 555,13                                |
| 11 | Pegandon                         | 1 193,30                                      | 53,10   | 6 336,24                                 |
| 12 | Ngampel                          | 1 930,10                                      | 51,00   | 9 842,58                                 |
| 13 | Gemuh                            | 1 475,90                                      | 49,45   | 7 297,98                                 |
| 14 | Ringinarum                       | 990,60  | 50,33   | 4 985,98                                 |
| 15 | Weleri                           | 2 640,30                                      | 56,40   | 14 890,18                                |
| 16 | Rowosari                         | 4 239,10                                      | 57,61   | 24 421,31                                |
| 17 | Kangkung                         | 2 816,70                                      | 54,71   | 15 410,17                                |
| 18 | Cepiring                         | 2 578,60                                      | 56,17   | 14 483,48                                |
| 19 | Patebon                          | 2 555,50                                      | 54,40   | 13 902,50                                |
| 20 | Kota Kendal                      | 2 504,50                                      | 55,65   | 13 937,44                                |
|    | <b>Jumlah/ Total</b>             | <b>45 750,50</b>                              | <b>52,88</b>                                      | <b>241 924,42</b>                        |

Sumber: Dinas Pertanian dan Pangan

Source: Food and Agriculture Department



**Tabel 5.1.4 Luas Panen, Produksi, dan Rata-Rata Produksi Kacang Tanah Menurut Kecamatan, 2017**  
**Table Harvest Area and Production of Peanuts in Kendal, 2017**

| Kecamatan<br>Subdistrict | Luas Panen<br>Harvested Area<br>(ha) | Produktivitas<br>Productivity<br>(kw/ha) | Produksi<br>Production<br>(ton) |
|--------------------------|--------------------------------------|--|---------------------------------|
| (1)                      | (2)                                  | (3)                                      | (4)                             |
| 1 Plantungan             | -                                    | -  | -                               |
| 2 Sukorejo               | 108,90                               | 17,38                                    | 189,27                          |
| 3 Pageruyung             | 25,00                                | 15,14                                    | 37,86                           |
| 4 Patean                 | 3,90                                 | 17,58                                    | 6,86                            |
| 5 Singorojo              | 3,00                                 | 14,43                                    | 4,33                            |
| 6 Limbangan              | -                                    | -  | -                               |
| 7 Boja                   | -                                    | -  | -                               |
| 8 Kaliwungu              | 8,00                                 | 14,06                                    | 11,25                           |
| 9 Kaliwungu Selatan      | 29,00                                | 15,20                                    | 44,09                           |
| 10 Brangsong             | 40,00                                | 13,26                                    | 53,04                           |
| 11 Pegandon              | 3,00                                 | 13,39                                    | 4,02                            |
| 12 Ngampel               | 7,00                                 | 14,20                                    | 9,94                            |
| 13 Gemuh                 | -                                    | -  | -                               |
| 14 Ringinarum            | 2,90                                 | 15,50                                    | 4,50                            |
| 15 Weleri                | -                                    | -  | -                               |
| 16 Rowosari              | -                                    | -  | -                               |
| 17 Kangkung              | -                                    | -  | -                               |
| 18 Cepiring              | -                                    | -  | -                               |
| 19 Patebon               | -                                    | -  | -                               |
| 20 Kota Kendal           | 6,80                                 | 13,11                                    | 8,91                            |
| <b>Jumlah/ Total</b>     | <b>237,50</b>                        | <b>15,75</b>                             | <b>374,06</b>                   |

Sumber: Dinas Pertanian dan Pangan

Source: Food and Agriculture Department

**Luas Panen, Produksi, dan Rata-Rata Produksi Kacang Kedelai Menurut Kecamatan, 2017**

**Tabel 5.1.5**  
**Table Harvest Area and Production of Soybeans in Kendal, 2017**

| Kecamatan<br><i>Subdistrict</i> | Luas Panen<br>Harvested Area<br>(ha) | Produktivitas<br>Productivity<br>(kw/ha) | Produksi<br>Production<br>(ton) |
|---------------------------------|--------------------------------------|--|---------------------------------|
| (1)                             | (2)                                  | (3)                                      | (4)                             |
| 1 Plantungan                    | -                                    | -  | -                               |
| 2 Sukorejo                      | -                                    | -  | -                               |
| 3 Pageruyung                    | -                                    | -  | -                               |
| 4 Patean                        | -                                    | -  | -                               |
| 5 Singorojo                     | -                                    | -  | -                               |
| 6 Limbangan                     | 2,00                                 | 12,69                                    | 2,54                            |
| 7 Boja                          | -                                    | -  | -                               |
| 8 Kaliwungu                     | -                                    | -  | -                               |
| 9 Kaliwungu Selatan             | -                                    | -  | -                               |
| 10 Brangsong                    | -                                    | -  | -                               |
| 11 Pegandon                     | -                                    | -  | -                               |
| 12 Ngampel                      | -                                    | -  | -                               |
| 13 Gemuh                        | 49,10                                | 19,88                                    | 97,61                           |
| 14 Ringinarum                   | 57,80                                | 15,81                                    | 91,36                           |
| 15 Weleri                       | -                                    | -  | -                               |
| 16 Rowosari                     | 6,70                                 | 13,34                                    | 8,94                            |
| 17 Kangkung                     | 817,00                               | 21,45                                    | 1 752,22                        |
| 18 Cepiring                     | -                                    | -  | -                               |
| 19 Patebon                      | -                                    | -  | -                               |
| 20 Kota Kendal                  | -                                    | -  | -                               |
| <b>Jumlah/ Total</b>            | <b>932,58</b>                        | <b>20,94</b>                             | <b>1 952,66</b>                 |

Sumber: Dinas Pertanian dan Pangan

Source: Food and Agriculture Department

**Tabel 5.1.6 Luas Panen, Produksi, dan Rata-Rata Produksi Kacang Hijau Menurut Kecamatan, 2017**  
**Table Harvest Area and Production of Green Beans in Kendal, 2017**

| Kecamatan<br>Subdistrict | Luas Panen<br>Harvested Area<br>(ha) | Produktivitas<br>Productivity<br>(kw/ha) | Produksi<br>Production<br>(ton) |
|--------------------------|--------------------------------------|--|---------------------------------|
| (1)                      | (2)                                  | (3)                                      | (4)                             |
| 1 Plantungan             | -                                    | -  | -                               |
| 2 Sukorejo               | -                                    | -  | -                               |
| 3 Pageruyung             | -                                    | -  | -                               |
| 4 Patean                 | -                                    | -  | -                               |
| 5 Singorojo              | -                                    | -  | -                               |
| 6 Limbangan              | -                                    | -  | -                               |
| 7 Boja                   | -                                    | -  | -                               |
| 8 Kaliwungu              | -                                    | -  | -                               |
| 9 Kaliwungu Selatan      | 24,00                                | 10,52                                    | 25,25                           |
| 10 Brangsong             | -                                    | -  | -                               |
| 11 Pegandon              | 65,50                                | 12,42                                    | 81,35                           |
| 12 Ngampel               | 517,40                               | 12,81                                    | 663,00                          |
| 13 Gemuh                 | 260,00                               | 11,57                                    | 300,84                          |
| 14 Ringinarum            | -                                    | -  | -                               |
| 15 Weleri                | -                                    | -  | -                               |
| 16 Rowosari              | -                                    | -  | -                               |
| 17 Kangkung              | 48,80                                | 12,93                                    | 63,12                           |
| 18 Cepiring              | 30,80                                | 11,15                                    | 34,34                           |
| 19 Patebon               | 78,10                                | 11,76                                    | 91,88                           |
| 20 Kota Kendal           | -                                    | -  | -                               |
| <b>Jumlah/ Total</b>     | <b>1 024,60</b>                      | <b>12,30</b>                             | <b>1 259,77</b>                 |

Sumber: Dinas Pertanian dan Pangan

Source: Food and Agriculture Department

**Luas Panen, Produksi, dan Rata-Rata Produksi Talas Menurut Kecamatan, 2017**

**Tabel 5.1.7** *Harvest Area and Production of Taro in Kendal, 2017*

| Kecamatan<br><i>Subdistrict</i> | Luas Panen<br>Harvested Area<br>(ha) | Produktivitas<br>Productivity<br>(kw/ha) | Produksi<br>Production<br>(ton) |
|---------------------------------|--------------------------------------|--|---------------------------------|
| (1)                             | (2)                                  | (3)                                      | (4)                             |
| 1 Plantungan                    | -                                    | -  | -                               |
| 2 Sukorejo                      | -                                    | -  | -                               |
| 3 Pageruyung                    | -                                    | -  | -                               |
| 4 Patean                        | -                                    | -  | -                               |
| 5 Singorojo                     | -                                    | -  | -                               |
| 6 Limbangan                     | -                                    | -  | -                               |
| 7 Boja                          | -                                    | -  | -                               |
| 8 Kaliwungu                     | -                                    | -  | -                               |
| 9 Kaliwungu Selatan             | -                                    | -  | -                               |
| 10 Brangsong                    | -                                    | -  | -                               |
| 11 Pegandon                     | 1,00                                 | 130,00                                   | 13,00                           |
| 12 Ngampel                      | -                                    | -  | -                               |
| 13 Gemuh                        | -                                    | -  | -                               |
| 14 Ringinarum                   | -                                    | -  | -                               |
| 15 Weleri                       | -                                    | -  | -                               |
| 16 Rowosari                     | -                                    | -  | -                               |
| 17 Kangkung                     | -                                    | -  | -                               |
| 18 Cepiring                     | -                                    | -  | -                               |
| 19 Patebon                      | -                                    | -  | -                               |
| 20 Kota Kendal                  | -                                    | -  | -                               |
| <b>Jumlah/ Total</b>            | <b>1,00</b>                          | <b>130,00</b>                            | <b>13,00</b>                    |

Sumber: Dinas Pertanian dan Pangan

Source: Food and Agriculture Department

**Tabel 5.1.8 Luas Panen, Produksi, dan Rata-Rata Produksi Umbi Lainnya Menurut Kecamatan, 2017**  
**Table 5.1.8 Harvest Area and Production of Other Tubers in Kendal, 2017**

| Kecamatan<br><i>Subdistrict</i> | Luas Panen<br>Harvested Area<br>(ha) | Produktivitas<br>Productivity<br>(kw/ha) | Produksi<br>Production<br>(ton) |
|---------------------------------|--------------------------------------|--|---------------------------------|
| (1)                             | (2)                                  | (3)                                      | (4)                             |
| 1 Plantungan                    | 2,00                                 | 80,00                                    | 16,00                           |
| 2 Sukorejo                      | -                                    | -  | -                               |
| 3 Pageruyung                    | -                                    | -  | -                               |
| 4 Patean                        | -                                    | -  | -                               |
| 5 Singorojo                     | -                                    | -  | -                               |
| 6 Limbangan                     | -                                    | -  | -                               |
| 7 Boja                          | -                                    | -  | -                               |
| 8 Kaliwungu                     | -                                    | -  | -                               |
| 9 Kaliwungu Selatan             | -                                    | -  | -                               |
| 10 Brangsong                    | -                                    | -  | -                               |
| 11 Pegandon                     | -                                    | -  | -                               |
| 12 Ngampel                      | -                                    | -  | -                               |
| 13 Gemuh                        | -                                    | -  | -                               |
| 14 Ringinarum                   | -                                    | -  | -                               |
| 15 Weleri                       | -                                    | -  | -                               |
| 16 Rowosari                     | -                                    | -  | -                               |
| 17 Kangkung                     | -                                    | -  | -                               |
| 18 Cepiring                     | -                                    | -  | -                               |
| 19 Patebon                      | -                                    | -  | -                               |
| 20 Kota Kendal                  | -                                    | -  | -                               |
| <b>Jumlah/ Total</b>            | <b>2,00</b>                          | <b>80,00</b>                             | <b>16,00</b>                    |

Sumber: Dinas Pertanian dan Pangan

Source: Food and Agriculture Department

**Tabel 5.1.9 Luas Tambah Tanam Kabupaten Kendal, 2017**  
**Table Added Area for Planting in Kendal, 2017**

| Kecamatan<br>Subdistrict | Padi Sawah        | Padi Gogo         | Jagung        | Ketela Pohon    |
|--------------------------|-------------------|-------------------|---------------|-----------------|
|                          | Wet Land<br>Paddy | Dry Land<br>Paddy | Maize<br>(ha) | Cassava<br>(ha) |
| (1)                      | (2)               | (3)               | (4)           | (5)             |
| 1 Plantungan             | 2 638             | -                 | 2 852         | 12              |
| 2 Sukorejo               | 1 463             | -                 | 5 568         | 90              |
| 3 Pageruyung             | 1 876             | -                 | 2 642         | 11              |
| 4 Patean                 | 2 941             | -                 | 4 984         | 56              |
| 5 Singorojo              | 2 100             | -                 | 1 602         | 7               |
| 6 Limbangan              | 3 523             | -                 | 221           | 14              |
| 7 Boja                   | 4 800             | -                 | 588           | 149             |
| 8 Kaliwungu              | 860               | -                 | 29            | 12              |
| 9 Kaliwungu Selatan      | 1 599             | 52                | 770           | 62              |
| 10 Brangsong             | 2 728             | -                 | 432           | 119             |
| 11 Pegandon              | 1 219             | 3                 | 2 027         | 2               |
| 12 Ngampel               | 1 723             | -                 | 1 054         | 12              |
| 13 Gemuh                 | 1 295             | 100               | 3 956         | -               |
| 14 Ringinarum            | 892               | -                 | 1 937         | -               |
| 15 Weleri                | 2 384             | -                 | 997           | -               |
| 16 Rowosari              | 3 167             | -                 | 55            | -               |
| 17 Kangkung              | 2 541             | -                 | 2 208         | -               |
| 18 Cepiring              | 2 517             | -                 | 375           | -               |
| 19 Patebon               | 2 353             | -                 | 589           | -               |
| 20 Kota Kendal           | 2 338             | -                 | 22            | -               |
| <b>Jumlah/ Total</b>     | <b>44 957</b>     | <b>155</b>        | <b>32 908</b> | <b>546</b>      |

Sumber: Dinas Pertanian dan Pangan

Source: Food and Agriculture Department

**Tabel** 5.1.9 **Lanjutan**  
**Table** 5.1.9 **Continued**

| Kecamatan<br><i>Subdistrict</i> | Ketela<br>Rambat<br>Sweet | Kacang Tanah<br>Peanuts<br>(ha) | Kacang<br>Kedelai<br>Soybeans | Kacang Hijau<br>Green Peas<br>(ha) |
|---------------------------------|---------------------------|---------------------------------|-------------------------------|------------------------------------|
| (1)                             | (6)                       | (7)                             | (8)                           | (9)                                |
| 1 Plantungan                    | 1                         | -                               | -                             | -                                  |
| 2 Sukorejo                      | 20                        | 113                             | -                             | -                                  |
| 3 Pageruyung                    | 12                        | 26                              | -                             | -                                  |
| 4 Patean                        | -                         | 44                              | -                             | -                                  |
| 5 Singorojo                     | -                         | 7                               | 3                             | -                                  |
| 6 Limbangan                     | 76                        | -                               | 1                             | -                                  |
| 7 Boja                          | 208                       | -                               | -                             | -                                  |
| 8 Kaliwungu                     | -                         | 7                               | -                             | -                                  |
| 9 Kaliwungu Selatan             | -                         | 28                              | -                             | 24                                 |
| 10 Brangsong                    | -                         | 91                              | -                             | -                                  |
| 11 Pegandon                     | -                         | 2                               | -                             | 68                                 |
| 12 Ngampel                      | -                         | 7                               | -                             | 537                                |
| 13 Gemuh                        | -                         | -                               | 50                            | 260                                |
| 14 Ringinarum                   | -                         | 3                               | 60                            | -                                  |
| 15 Weleri                       | -                         | -                               | -                             | -                                  |
| 16 Rowosari                     | -                         | -                               | 7                             | -                                  |
| 17 Kangkung                     | 15                        | -                               | 830                           | 55                                 |
| 18 Cepiring                     | -                         | -                               | -                             | 32                                 |
| 19 Patebon                      | -                         | -                               | -                             | 81                                 |
| 20 Kota Kendal                  | -                         | 6                               | -                             | -                                  |
| <b>Jumlah/ Total</b>            | <b>332</b>                | <b>334</b>                      | <b>951</b>                    | <b>1 057</b>                       |

Sumber: Dinas Pertanian dan Pangan

Source: Food and Agriculture Department

5.2 HORTIKULTURA/HORTICULTURE

**Tabel 5.2.1** Luas Panen dan Produksi Tanaman Sayuran Menurut Jenis Sayuran di Kabupaten Kendal, 2015 - 2017  
**Table** *Harvested Area and Production of Vegetables by Kind of Plant in Kendal Regency, 2015 - 2017*

| Jenis Sayuran<br><i>Kind of Vegetable</i> | 2015<br>Produksi<br>(kw) | 2016<br>Produksi<br>(kw) | 2017               |                  |                                  |
|---|--------------------------|--------------------------|--------------------|------------------|----------------------------------|
|   |                          |                          | Luas Panen<br>(ha) | Produksi<br>(kw) | Rata-Rata<br>Produksi<br>(kw/ha) |
| (1)                                       | (2)                      | (3)                      | (4)                | (5)              | (6)                              |
| 1 Bawang Merah                            | 254 993                  | 320 936                  | 3 444              | 318 863          | 93                               |
| 2 Bawang Putih                            | 160                      | 80                       | 1                  | 50               | 50                               |
| 3 Kentang                                 | -                        | -                        | -                  | -                | -                                |
| 4 Kubis                                   | 77 005                   | 25 116                   | 30                 | 5 693            | 190                              |
| 5 Petsai/Sawi                             | 8 488                    | 8 475                    | 60                 | 7 859            | 131                              |
| 6 Bawang Daun                             | 9 898                    | 10 131                   | 67                 | 7 720            | 115                              |
| 7 Wortel                                  | 4 210                    | 6 060                    | 28                 | 5 297            | 189                              |
| 8 Lobak                                   | -                        | -                        | -                  | -                | -                                |
| 9 Kacang-2 an dipanen 1 kali              | -                        | -                        | -                  | -                | -                                |
| 10 Kacang-2 an dipanen > 1 kali           | 10 013                   | 8 332                    | 112                | 6 761            | 60                               |
| 11 Cabai                                  | 45 001                   | 41 585                   | 847                | 59 964           | 71                               |
| 12 Buncis                                 | 1 073                    | 804                      | 26                 | 1 391            | 54                               |
| 13 Tomat                                  | 1 691                    | 2 394                    | 27                 | 1 831            | 68                               |
| 14 Terong                                 | 3 677                    | 5 603                    | 65                 | 4 186            | 64                               |
| 15 Ketimun                                | 6 615                    | 4 822                    | 57                 | 3 590            | 63                               |
| 16 Labu Siam                              | 657                      | 1 190                    | 10                 | 1 138            | 114                              |

Sumber: Dinas Pertanian dan Pangan

Source: Food and Agriculture Department



**Tabel 5.2.2** **Produksi dan Rata-Rata Produksi Tanaman Buah-Buahan Menurut Jenis Buah di Kabupaten Kendal, 2015 - 2017**  
**Table 5.2.2** **Production and Production Average of Fruits by Kind of Plant in Kendal Regency, 2015 - 2017**

| Jenis Buah<br><i>Kind of Fruit</i> | 2015<br>Produksi (kw) | 2016<br>Produksi (kw) | 2017          |                                  |
|------------------------------------|-----------------------|-----------------------|---------------|----------------------------------|
|                                    |                       |                       | Produksi (kw) | Rata-Rata<br>Produksi (kw/pohon) |
| (1)                                | (2)                   | (3)                   | (5)           | (6)                              |
| 1 Alpokat                          | 14 653                | 8 651                 | 6 357         | 1,14                             |
| 2 Mangga                           | 105 693               | 98 625                | 99 988        | 0,86                             |
| 3 Rambutan                         | 59 055                | 20 192                | 30 112        | 0,68                             |
| 4 Duku/Langsat                     | 1 296                 | 665                   | 27            | 0,96                             |
| 5 Jeruk Siam                       | 474                   | 223                   | 380           | 0,86                             |
| 6 Jeruk Keprok                     | -                     | -                     | -             | -                                |
| 7 Jeruk Besar/Bali                 | 29                    | 27                    | 15            | 0,60                             |
| 8 Jeruk lain-lain                  | -                     | -                     | -             | -                                |
| 9 Durian                           | 45 287                | 19 369                | 33 672        | 0,60                             |
| 10 Jambu Air                       | 4 407                 | 2 458                 | 3 405         | 0,44                             |
| 11 Jambu Biji                      | 159 201               | 222 548               | 137 671       | 0,80                             |
| 12 Jambu Bol                       | -                     | -                     | -             | -                                |
| 13 Sawo                            | 9 945                 | 16 163                | 12 596        | 1,20                             |
| 14 Pepaya                          | 3 716                 | 3 755                 | 6 699         | 0,47                             |
| 15 Nanas                           | 82                    | 40                    | 65            | 0,06                             |
| 16 Pisang                          | 328 783               | 246 789               | 138 911       | 0,54                             |
| 17 Sirsat                          | 2 246                 | 2 728                 | 1 954         | 0,41                             |
| 18 Belimbing                       | 557                   | 615                   | 702           | 0,52                             |
| 19 Manggis                         | 251                   | 269                   | 344           | 0,48                             |
| 20 Nangka                          | 50 738                | 41 791                | 35 883        | 1,20                             |
| 21 Sukun                           | 6 351                 | 10 531                | 5 401         | 0,80                             |

Sumber: Dinas Pertanian dan Pangan

Source: Food and Agriculture Department

**5.3 PERKEBUNAN/ESTATE CROPS**

**Tabel 5.3.1 Luas Areal dan Produksi Tanaman Perkebunan Menurut Komoditas, Tahun 2017**  
**Table 5.3.1 Planted Area and Production of Estate Crops by Kind of Crop in Kendal Regency, 2017**

| Kecamatan<br>Subdistrict | Luas<br>Planted Area<br>(ha) | Produksi<br>Production<br>(ton) |
|--------------------------|------------------------------|---------------------------------|
| (1)                      | (2)                          | (3)                             |
| 1 Aren                   | 269,68                       | 467,60                          |
| 2 Cengkeh                | 760,72                       | 252,87                          |
| 3 Jambu Mete             | 1,08                         | 0,56                            |
| 4 Kakao                  | 373,65                       | 155,14                          |
| 5 Kapuk                  | 1 295,87                     | 169,37                          |
| 6 Karet                  | 439,07                       | 194,19                          |
| 7 Kelapa Dalam           | 1 312,51                     | 637,12                          |
| 8 Kelapa Deres           | 3,25                         | 0,13                            |
| 9 Kelapa Hibrida         | 10,50                        | 3,25                            |
| 10 Kelapa Kopyor         | 77,66                        | -                               |
| 11 Kemiri                | 16,80                        | 4,85                            |
| 12 Kemukus               | 31,00                        | 9,30                            |
| 13 Kopi Arabika          | 159,25                       | 60,06                           |
| 14 Kopi Robusta          | 2 574,16                     | 1 146,44                        |
| 15 Lada                  | 28,80                        | 2,43                            |
| 16 Panili                | 4,00                         | 0,99                            |
| 17 Teh                   | 139,90                       | 43,43                           |
| 18 Tembakau              | 1 797,75                     | 1 032,66                        |
| 19 Nilam                 | 1,50                         | 9,30                            |
| 20 Tebu                  | 270,94                       | 18 824,57                       |
| <b>Jumlah</b>            | <b>Total</b>                 | <b>23 014,26</b>                |

Sumber: Dinas Pertanian dan Pangan  
 Source: Food and Agriculture Department

## 5.4 PETERNAKAN/LIVESTOCK

**Tabel 5.4.1** Populasi Ternak Menurut Kecamatan dan Jenis Ternak di Kabupaten Kendal, 2017  
**Table 5.4.1** *Livestock Population by Subdistrict and Kind of Livestock in Kendal Regency, 2017*

| Kecamatan<br>Subdistrict | Sapi Potong<br>Beef Cattle |               |               | Sapi Perah<br>Dairy Cattle |            |            | Kerbau<br>Buffalo |              |              |
|--------------------------|----------------------------|---------------|---------------|----------------------------|------------|------------|-------------------|--------------|--------------|
|                          | Jantan                     | Betina        | Jumlah        | Jantan                     | Betina     | Jumlah     | Jantan            | Betina       | Jumlah       |
| (1)                      | (2)                        | (3)           | (4)           | (5)                        | (6)        | (7)        | (8)               | (9)          | (10)         |
| 1 Plantungan             | 1 095                      | 2 561         | 3 656         | -                          | -          | -          | 6                 | 24           | 30           |
| 2 Sukorejo               | 1 448                      | 3 346         | 4 794         | 1                          | 8          | 9          | -                 | -            | -            |
| 3 Pageruyung             | 703                        | 1 670         | 2 373         | -                          | -          | -          | -                 | -            | -            |
| 4 Patean                 | 1 290                      | 3 081         | 4 371         | -                          | -          | -          | 17                | 37           | 54           |
| 5 Singorojo              | 498                        | 1 125         | 1 623         | -                          | -          | -          | 131               | 419          | 550          |
| 6 Limbangan              | 624                        | 498           | 1 122         | 2                          | 3          | 5          | 42                | 129          | 171          |
| 7 Boja                   | 434                        | 627           | 1 061         | 2                          | 29         | 31         | 166               | 324          | 490          |
| 8 Kaliwungu              | 155                        | 243           | 398           | 58                         | 86         | 144        | 22                | 72           | 94           |
| 9 Kaliwungu Selatan      | 56                         | 29            | 85            | -                          | -          | -          | 97                | 254          | 351          |
| 10 Brangsong             | 47                         | 26            | 73            | -                          | -          | -          | 35                | 79           | 114          |
| 11 Pegandon              | 49                         | 113           | 162           | -                          | -          | -          | 21                | 83           | 104          |
| 12 Ngampel               | 40                         | 15            | 55            | -                          | -          | -          | 18                | 63           | 81           |
| 13 Gemuh                 | 89                         | 104           | 193           | -                          | -          | -          | 29                | 64           | 93           |
| 14 Ringinarum            | 61                         | 20            | 81            | -                          | -          | -          | 7                 | 10           | 17           |
| 15 Weleri                | 59                         | 25            | 84            | -                          | -          | -          | -                 | -            | -            |
| 16 Rowosari              | 37                         | 5             | 42            | -                          | -          | -          | 5                 | 8            | 13           |
| 17 Kangkung              | 57                         | 10            | 67            | -                          | -          | -          | 25                | 14           | 39           |
| 18 Cepiring              | 124                        | 7             | 131           | -                          | -          | -          | 19                | 2            | 21           |
| 19 Patebon               | 159                        | 84            | 243           | -                          | -          | -          | 22                | 26           | 48           |
| 20 Kota Kendal           | 20                         | -             | 20            | -                          | -          | -          | 8                 | 31           | 39           |
| <b>Jumlah/ Total</b>     | <b>7 045</b>               | <b>13 589</b> | <b>20 634</b> | <b>63</b>                  | <b>126</b> | <b>189</b> | <b>670</b>        | <b>1 639</b> | <b>2 309</b> |

Sumber: Dinas Pertanian dan Pangan

Source: Food and Agriculture Department

**Tabel** 5.4.1 **Lanjutan**  
**Table** 5.4.1 **Continued**

| Kecamatan<br><i>Subdistrict</i> | Kuda<br><i>Horse</i> | Kambing<br><i>Goat</i> | Domba<br><i>Sheep</i> | Babi<br><i>Pig</i> | Kelinci<br><i>Rabbit</i> |
|---------------------------------|----------------------|------------------------|-----------------------|--------------------|--------------------------|
| (1)                             | (11)                 | (12)                   | (13)                  | (14)               | (15)                     |
| 1 Plantungan                    | -                    | 1 846                  | 6 070                 | -                  | 950                      |
| 2 Sukorejo                      | 7                    | 3 923                  | 10 974                | -                  | 648                      |
| 3 Pageruyung                    | -                    | 4 650                  | 4 873                 | -                  | 294                      |
| 4 Patean                        | -                    | 2 279                  | 1 512                 | -                  | 1 282                    |
| 5 Singorojo                     | 3                    | 5 830                  | 1 180                 | -                  | 130                      |
| 6 Limbangan                     | 7                    | 2 881                  | 834                   | -                  | 1 361                    |
| 7 Boja                          | 392                  | 910                    | 932                   | -                  | 1 297                    |
| 8 Kaliwungu                     | 98                   | 1 318                  | 428                   | -                  | 166                      |
| 9 Kaliwungu Selatan             | 19                   | 1 170                  | 143                   | -                  | 186                      |
| 10 Brangsong                    | 29                   | 918                    | 221                   | -                  | 154                      |
| 11 Pegandon                     | 49                   | 1 167                  | 260                   | -                  | 492                      |
| 12 Ngampel                      | 43                   | 1 502                  | 152                   | -                  | 307                      |
| 13 Gemuh                        | 40                   | 950                    | 162                   | -                  | 545                      |
| 14 Ringinarum                   | 49                   | 748                    | 191                   | -                  | 101                      |
| 15 Weleri                       | 14                   | 1 554                  | 556                   | -                  | -                        |
| 16 Rowosari                     | 8                    | 1 281                  | 872                   | -                  | -                        |
| 17 Kangkung                     | 17                   | 1 387                  | 693                   | -                  | -                        |
| 18 Cepiring                     | 21                   | 1 250                  | 438                   | -                  | 55                       |
| 19 Patebon                      | 20                   | 1 266                  | 150                   | -                  | -                        |
| 20 Kota Kendal                  | 16                   | 951                    | 207                   | -                  | 287                      |
| <b>Jumlah/ Total</b>            | <b>832</b>           | <b>37 781</b>          | <b>30 848</b>         | <b>0</b>           | <b>8 255</b>             |

Sumber: Dinas Pertanian dan Pangan

Source: Food and Agriculture Department

**Tabel 5.4.2** **Populasi Unggas Menurut Kecamatan dan Jenis Unggas di Kabupaten Kendal, 2017**  
**Table 5.4.2** **Poultry Population by Subdistrict and Kind of Poultry in Kendal Regency, 2017**

| Kecamatan<br>Subdistrict | Ayam Kampung<br>Native Chicken | Ayam Petelur<br>Layer | Ayam Pedaging<br>Broiler | Itik<br>Duck   |
|--------------------------|--------------------------------|-----------------------|--------------------------|----------------|
| (1)                      | (2)                            | (3)                   | (4)                      | (5)            |
| 1 Plantungan             | 23 884                         | 44 500                | 208 000                  | 1 850          |
| 2 Sukorejo               | 50 215                         | 791 150               | 1 296 000                | 3 765          |
| 3 Pageruyung             | 22 960                         | 225 700               | 554 000                  | 1 020          |
| 4 Patean                 | 38 741                         | 975 150               | 131 000                  | 1 236          |
| 5 Singorojo              | 38 302                         | 815 000               | 50 000                   | 2 840          |
| 6 Limbangan              | 21 146                         | 646 500               | 3 974 000                | 8 175          |
| 7 Boja                   | 59 585                         | 541 600               | 1 868 500                | 2 450          |
| 8 Kaliwungu              | 46 596                         | -                     | -                        | 18 935         |
| 9 Kaliwungu Selatan      | 32 320                         | 8 300                 | 40 000                   | 3 205          |
| 10 Brangsong             | 38 622                         | -                     | -                        | 12 218         |
| 11 Pegandon              | 29 165                         | 38 000                | 160 000                  | 3 780          |
| 12 Ngampel               | 33 340                         | 2 200                 | 40 000                   | 23 770         |
| 13 Gemuh                 | 43 112                         | -                     | -                        | 5 310          |
| 14 Ringinarum            | 29 287                         | -                     | -                        | 5 330          |
| 15 Weleri                | 50 070                         | -                     | -                        | 9 550          |
| 16 Rowosari              | 47 276                         | -                     | -                        | 7 080          |
| 17 Kangkung              | 40 110                         | -                     | -                        | 5 250          |
| 18 Cepiring              | 53 223                         | -                     | -                        | 15 790         |
| 19 Patebon               | 43 876                         | -                     | -                        | 18 798         |
| 20 Kota Kendal           | 30 410                         | -                     | -                        | 17 983         |
| <b>Jumlah/ Total</b>     | <b>772 240</b>                 | <b>4 088 100</b>      | <b>8 321 500</b>         | <b>168 335</b> |

Sumber: Dinas Pertanian dan Pangan

Source: Food and Agriculture Department

AGRICULTURE

**Tabel** 5.4.2 **Lanjutan**  
**Table** **Continued**

| Kecamatan<br><i>Subdistrict</i> | Itik Manila<br><i>Muscovy Duck</i> | Puyuh<br><i>Quail</i> | Angsa<br><i>Swan</i> | Merpati<br><i>Dove</i> |
|---------------------------------|------------------------------------|-----------------------|----------------------|------------------------|
| (1)                             | (6)                                | (7)                   | (8)                  | (9)                    |
| 1 Plantungan                    | 2 590                              | 11 300                | 230                  | 293                    |
| 2 Sukorejo                      | 4 120                              | 19 000                | 202                  | 533                    |
| 3 Pageruyung                    | 2 565                              | 32 700                | 60                   | 387                    |
| 4 Patean                        | 1 463                              | 7 000                 | 345                  | 598                    |
| 5 Singorojo                     | 9 337                              | -                     | 46                   | 396                    |
| 6 Limbangan                     | 1 650                              | -                     | 162                  | 450                    |
| 7 Boja                          | 869                                | 2 500                 | 100                  | 900                    |
| 8 Kaliwungu                     | 1 829                              | -                     | 109                  | 632                    |
| 9 Kaliwungu Selatan             | 1 209                              | 4 750                 | 91                   | 776                    |
| 10 Brangsong                    | 1 035                              | -                     | 83                   | 594                    |
| 11 Pegandon                     | 1 818                              | 2 750                 | 176                  | 889                    |
| 12 Ngampel                      | 2 506                              | 1 500                 | 185                  | 488                    |
| 13 Gemuh                        | 1 250                              | 1 000                 | 136                  | 455                    |
| 14 Ringinarum                   | 1 558                              | -                     | 70                   | 587                    |
| 15 Weleri                       | 673                                | -                     | 301                  | 585                    |
| 16 Rowosari                     | 1 461                              | -                     | 200                  | 301                    |
| 17 Kangkung                     | 398                                | -                     | 268                  | 268                    |
| 18 Cepiring                     | 2 706                              | -                     | 77                   | 360                    |
| 19 Patebon                      | 1 295                              | -                     | 247                  | 845                    |
| 20 Kota Kendal                  | 2 278                              | -                     | 179                  | 1 617                  |
| <b>Jumlah/ Total</b>            | <b>42 610</b>                      | <b>82 500</b>         | <b>3 267</b>         | <b>11 954</b>          |

Sumber: Dinas Pertanian dan Pangan

Source: Food and Agriculture Department

**Tabel 5.4.3** Banyaknya Pemotongan Ternak Dalam Rumah Pemotongan Hewan (RPH) di Kabupaten Kendal, 2017  
**Table 5.4.3** *Number of Livestock Slaughtered at Slaughtered House in Kendal, 2017*

| Jenis Ternak<br><i>Livestock</i>  | Rumah Pemotongan Hewan<br><i>Slaughtered House</i> |      |           |          |        | Jumlah |
|-----------------------------------|--|------|-----------|----------|--------|--------|
|                                   | Sukorejo   | Boja | Kaliwungu | Pegandon | Weleri |        |
| (1)                               | (2)  | (3)  | (4)       | (5)      | (6)    | (7)    |
| Sapi Potong<br><i>Beef Cattle</i> | 1 834  | 363  | -         | 71       | -      | 2 268  |
| Jantan (ekor)                     | 1 089  | 206  | -         | 67       | -      | 1 362  |
| Betina (ekor)                     | 745  | 157  | -         | 4        | -      | 906    |
| Kerbau<br><i>Buffalo</i>          | -  | 5    | -         | -        | -      | 5      |
| Jantan (ekor)                     | -  | 3    | -         | -        | -      | 3      |
| Betina (ekor)                     | -  | 2    | -         | -        | -      | 2      |
| Kambing<br><i>Goat</i>            | 29   | 36   | -         | -        | -      | 65     |
| Jantan (ekor)                     | 22   | 16   | -         | -        | -      | 38     |
| Betina (ekor)                     | 7  | 20   | -         | -        | -      | 27     |
| Domba<br><i>Sheep</i>             | -  | -    | -         | -        | -      | -      |
| Jantan (ekor)                     | -  | -    | -         | -        | -      | -      |
| Betina (ekor)                     | -  | -    | -         | -        | -      | -      |
| Babi<br><i>Pig</i>                | -  | -    | -         | -        | -      | -      |
| Jantan (ekor)                     | -  | -    | -         | -        | -      | -      |
| Betina (ekor)                     | -  | -    | -         | -        | -      | -      |
| Kuda<br><i>Horse</i>              | -  | -    | -         | -        | -      | -      |
| Jantan (ekor)                     | -  | -    | -         | -        | -      | -      |
| Betina (ekor)                     | -  | -    | -         | -        | -      | -      |

Sumber: Dinas Pertanian dan Pangan

Source: *Food and Agriculture Department*

**Banyaknya Pemotongan Ternak di Luar Rumah Pemotongan Hewan (RPH) di Kabupaten Kendal, 2017**

**Tabel 5.4.4** *Number of Livestock Slaughtered Outside Slaughteredhouse in Kendal, 2017*

| Kecamatan<br>Subdistrict | Sapi Potong<br>Beef Cattle<br>(ekor) |          | Kerbau<br>Buffalo<br>(ekor) |          | Kambing<br>Goat<br>(ekor) |          |
|--------------------------|--------------------------------------|----------|-----------------------------|----------|---------------------------|----------|
|                          | Jantan                               | Betina   | Jantan                      | Betina   | Jantan                    | Betina   |
| (1)                      | (2)                                  | (3)      | (4)                         | (5)      | (6)                       | (7)      |
| 1 Plantungan             | 45                                   | -        | -                           | -        | 203                       | -        |
| 2 Sukorejo               | 135                                  | -        | -                           | -        | 790                       | -        |
| 3 Pageruyung             | 76                                   | -        | -                           | -        | 219                       | -        |
| 4 Patean                 | 88                                   | -        | 2                           | -        | 669                       | -        |
| 5 Singorojo              | 21                                   | -        | 4                           | -        | 350                       | -        |
| 6 Limbangan              | 64                                   | -        | 2                           | -        | 470                       | -        |
| 7 Boja                   | 86                                   | -        | -                           | -        | 222                       | -        |
| 8 Kaliwungu              | 162                                  | -        | 6                           | -        | 742                       | -        |
| 9 Kaliwungu Selatan      | 62                                   | -        | 3                           | -        | 240                       | -        |
| 10 Brangsong             | 65                                   | -        | 1                           | -        | 387                       | -        |
| 11 Pegandon              | 67                                   | -        | 2                           | -        | 298                       | -        |
| 12 Ngampel               | 47                                   | -        | -                           | -        | 326                       | -        |
| 13 Gemuh                 | 61                                   | -        | -                           | -        | 92                        | -        |
| 14 Ringinarum            | 48                                   | -        | -                           | -        | 211                       | -        |
| 15 Weleri                | 126                                  | -        | -                           | -        | 117                       | -        |
| 16 Rowosari              | 98                                   | -        | -                           | -        | 120                       | -        |
| 17 Kangkung              | 58                                   | -        | -                           | -        | 276                       | -        |
| 18 Cepiring              | 87                                   | -        | -                           | -        | 340                       | -        |
| 19 Patebon               | 132                                  | -        | -                           | -        | 302                       | -        |
| 20 Kota Kendal           | 97                                   | -        | -                           | -        | 178                       | -        |
| <b>Jumlah/ Total</b>     | <b>1 625</b>                         | <b>0</b> | <b>20</b>                   | <b>0</b> | <b>6 552</b>              | <b>0</b> |

Sumber: Dinas Pertanian dan Pangan

Source: Food and Agriculture Department



**Tabel** 5.4.4 **Lanjutan**  
**Table** 5.4.4 **Continued**

| Kecamatan<br>Subdistrict | Domba<br>Sheep<br>(ekor) |          | Babi<br>Pig<br>(ekor) |          | Kuda<br>Horse<br>(ekor) |          |
|--------------------------|--------------------------|----------|-----------------------|----------|-------------------------|----------|
|                          | Jantan                   | Betina   | Jantan                | Betina   | Jantan                  | Betina   |
| (1)                      | (8)                      | (9)      | (10)                  | (11)     | (12)                    | (13)     |
| 1 Plantungan             | 28                       | -        | -                     | -        | -                       | -        |
| 2 Sukorejo               | 100                      | -        | -                     | -        | -                       | -        |
| 3 Pageruyung             | 39                       | -        | -                     | -        | -                       | -        |
| 4 Patean                 | 86                       | -        | -                     | -        | -                       | -        |
| 5 Singorojo              | 30                       | -        | -                     | -        | -                       | -        |
| 6 Limbangan              | 65                       | -        | -                     | -        | -                       | -        |
| 7 Boja                   | 33                       | -        | -                     | -        | -                       | -        |
| 8 Kaliwungu              | 95                       | -        | -                     | -        | -                       | -        |
| 9 Kaliwungu Selatan      | 27                       | -        | -                     | -        | -                       | -        |
| 10 Brangsong             | 35                       | -        | -                     | -        | -                       | -        |
| 11 Pegandon              | 34                       | -        | -                     | -        | -                       | -        |
| 12 Ngampel               | 28                       | -        | -                     | -        | -                       | -        |
| 13 Gemuh                 | 12                       | -        | -                     | -        | -                       | -        |
| 14 Ringinarum            | 39                       | -        | -                     | -        | -                       | -        |
| 15 Weleri                | 41                       | -        | -                     | -        | -                       | -        |
| 16 Rowosari              | 29                       | -        | -                     | -        | -                       | -        |
| 17 Kangkung              | 47                       | -        | -                     | -        | -                       | -        |
| 18 Cepiring              | 53                       | -        | -                     | -        | -                       | -        |
| 19 Patebon               | 36                       | -        | -                     | -        | -                       | -        |
| 20 Kota Kendal           | 45                       | -        | -                     | -        | -                       | -        |
| <b>Jumlah/ Total</b>     | <b>902</b>               | <b>0</b> | <b>0</b>              | <b>0</b> | <b>0</b>                | <b>0</b> |

Sumber: Dinas Pertanian dan Pangan

Source: Food and Agriculture Department

**Banyaknya Pemotongan Ternak Tak Tercatat di Kabupaten Kendal, 2017**  
**Tabel 5.4.5**  
**Number of Non Registered Livestock Slaughtered in Kendal, 2017**

| Kecamatan<br>Subdistrict | Sapi Potong<br>Beef Cattle<br>(ekor) | Kerbau<br>Buffalo<br>(ekor) | Kambing<br>Goat<br>(ekor) |            | Domba<br>Sheep<br>(ekor) |           | Babi<br>Pig<br>(ekor) | Kuda<br>Horse<br>(ekor) |
|--------------------------|--------------------------------------|-----------------------------|---------------------------|------------|--------------------------|-----------|-----------------------|-------------------------|
|                          |                                      |                             | Jantan                    | Betina     | Jantan                   | Betina    |                       |                         |
|                          |                                      |                             | (4)                       | (5)        | (6)                      | (7)       |                       |                         |
| (1)                      | (2)                                  | (3)                         | (4)                       | (5)        | (6)                      | (7)       | (8)                   | (9)                     |
| 1 Plantungan             | -                                    | -                           | 24                        | 16         | 5                        | 5         | -                     | -                       |
| 2 Sukorejo               | -                                    | -                           | 48                        | 26         | 11                       | 7         | -                     | -                       |
| 3 Pageruyung             | -                                    | -                           | 13                        | 3          | -                        | -         | -                     | -                       |
| 4 Patean                 | -                                    | -                           | 41                        | 25         | 8                        | 6         | -                     | -                       |
| 5 Singorojo              | -                                    | -                           | 31                        | 19         | -                        | -         | -                     | -                       |
| 6 Limbangan              | -                                    | -                           | 15                        | 3          | -                        | -         | -                     | -                       |
| 7 Boja                   | -                                    | -                           | 79                        | 45         | 8                        | 6         | -                     | -                       |
| 8 Kaliwungu              | -                                    | -                           | 98                        | 53         | 4                        | 2         | -                     | -                       |
| 9 Kaliwungu Selatan      | -                                    | -                           | 9                         | -          | -                        | -         | -                     | -                       |
| 10 Brangsong             | -                                    | -                           | 10                        | 2          | -                        | -         | -                     | -                       |
| 11 Pegandon              | -                                    | -                           | 63                        | 48         | 4                        | -         | -                     | -                       |
| 12 Ngampel               | -                                    | -                           | 28                        | 15         | -                        | -         | -                     | -                       |
| 13 Gemuh                 | -                                    | -                           | 53                        | 25         | 56                       | 28        | -                     | -                       |
| 14 Ringinarum            | -                                    | -                           | 18                        | -          | -                        | -         | -                     | -                       |
| 15 Weleri                | -                                    | -                           | 115                       | 60         | 10                       | 7         | -                     | -                       |
| 16 Rowosari              | -                                    | -                           | 12                        | 1          | -                        | -         | -                     | -                       |
| 17 Kangkung              | -                                    | -                           | 69                        | 32         | -                        | -         | -                     | -                       |
| 18 Cepiring              | -                                    | -                           | 26                        | 11         | 16                       | 4         | -                     | -                       |
| 19 Patebon               | -                                    | -                           | 14                        | -          | -                        | 4         | -                     | -                       |
| 20 Kota Kendal           | -                                    | -                           | 190                       | 112        | 32                       | 16        | -                     | -                       |
| <b>Jumlah/ Total</b>     | <b>0</b>                             | <b>0</b>                    | <b>956</b>                | <b>496</b> | <b>154</b>               | <b>85</b> | <b>0</b>              | <b>0</b>                |

Sumber: Dinas Pertanian dan Pangan

Source: Food and Agriculture Department

**Tabel 5.4.6** Banyaknya Pemotongan Unggas Tak Tercatat di Kabupaten Kendal, 2017  
**Table** *Number of Non Registered Poultry Slaughtered in Kendal, 2017*

| Kecamatan<br>Subdistrict | Ayam<br>Kampung<br>Native<br>Chicken<br>(ekor) | Ayam Petelur<br>Layer<br>(ekor) | Ayam<br>Pedaging<br>Broiler<br>(ekor) | Itik<br>Duck<br>(ekor) | Itik Manila<br>Muscovy<br>Duck<br>(ekor) |
|--------------------------|--|---------------------------------|---------------------------------------|------------------------|--|
| (1)                      | (2)  | (3)                             | (4)                                   | (5)                    | (6)                                      |
| 1 Plantungan             | 13 370   | 6 114                           | 60 672                                | 313                    | 91                                       |
| 2 Sukorejo               | 35 883   | 45 545                          | 451 973                               | 2 545                  | 736                                      |
| 3 Pageruyung             | 12 864   | 2 011                           | 19 961                                | 111                    | 32                                       |
| 4 Patean                 | 12 901   | 7 134                           | 70 800                                | 376                    | 109                                      |
| 5 Singorojo              | 12 464   | 6 510                           | 64 607                                | 360                    | 104                                      |
| 6 Limbangan              | 8 568  | 6 587                           | 65 367                                | 365                    | 105                                      |
| 7 Boja                   | 26 421   | 59 086                          | 586 358                               | 3 270                  | 945                                      |
| 8 Kaliwungu              | 39 016   | 61 278                          | 608 107                               | 3 659                  | 1 058                                    |
| 9 Kaliwungu Selatan      | 10 008   | 4 698                           | 46 619                                | 260                    | 75                                       |
| 10 Brangsong             | 14 086   | 8 824                           | 87 570                                | 488                    | 141                                      |
| 11 Pegandon              | 23 457   | 59 929                          | 594 720                               | 3 316                  | 959                                      |
| 12 Ngampel               | 10 008   | 9 204                           | 91 337                                | 478                    | 138                                      |
| 13 Gemuh                 | 22 317   | 31 830                          | 315 868                               | 1 761                  | 509                                      |
| 14 Ringinarum            | 12 610   | 12 351                          | 122 573                               | 655                    | 190                                      |
| 15 Weleri                | 34 827   | 66 570                          | 660 618                               | 3 684                  | 1 065                                    |
| 16 Rowosari              | 16 072   | 27 428                          | 272 189                               | 1 268                  | 367                                      |
| 17 Kangkung              | 14 172   | 23 029                          | 228 533                               | 1 274                  | 368                                      |
| 18 Cepiring              | 20 763   | 46 510                          | 461 554                               | 2 574                  | 744                                      |
| 19 Patebon               | 16 099   | 11 695                          | 116 055                               | 647                    | 187                                      |
| 20 Kota Kendal           | 39 038   | 66 942                          | 664 307                               | 3 767                  | 1 090                                    |
| <b>Jumlah/ Total</b>     | <b>394 944</b>                                 | <b>563 275</b>                  | <b>5 589 788</b>                      | <b>31 171</b>          | <b>9 013</b>                             |

Sumber: Dinas Pertanian dan Pangan

Source: Food and Agriculture Department

**Tabel 5.4.7** **Produksi Daging (Karkas) Ternak di Kabupaten Kendal, 2017**  
**Table** **Production (Carcass) of Livestock in Kendal, 2017**

|    | Kecamatan<br>Subdistrict | Sapi                             |                           |                         |                        |                     | Kuda<br>Horse<br>(kg) |
|----|--------------------------|----------------------------------|---------------------------|-------------------------|------------------------|---------------------|-----------------------|
|    |                          | Potong<br>Beef<br>Cattle<br>(kg) | Kerbau<br>Buffalo<br>(kg) | Kambing<br>Goat<br>(kg) | Domba<br>Sheep<br>(kg) | Babi<br>Pig<br>(kg) |                       |
|    | (1)                      | (2)                              | (3)                       | (4)                     | (5)                    | (6)                 | (7)                   |
| 1  | Plantungan               | 6 054                            | -                         | 3 403                   | 511                    | -                   | -                     |
| 2  | Sukorejo                 | 264 889                          | -                         | 12 506                  | 1 586                  | -                   | -                     |
| 3  | Pageruyung               | 10 224                           | -                         | 3 291                   | 524                    | -                   | -                     |
| 4  | Patean                   | 11 839                           | 277                       | 10 294                  | 1 344                  | -                   | -                     |
| 5  | Singorojo                | 2 825                            | 553                       | 5 602                   | 403                    | -                   | -                     |
| 6  | Limbangan                | 8 610                            | 277                       | 6 834                   | 873                    | -                   | -                     |
| 7  | Boja                     | 60 404                           | 692                       | 5 350                   | 632                    | -                   | -                     |
| 8  | Kaliwungu                | 21 794                           | 830                       | 12 506                  | 1 357                  | -                   | -                     |
| 9  | Kaliwungu Selatan        | 8 341                            | 415                       | 3 487                   | 363                    | -                   | -                     |
| 10 | Brangsong                | 8 744                            | 138                       | 5 588                   | 470                    | -                   | -                     |
| 11 | Pegandon                 | 18 565                           | 277                       | 5 728                   | 511                    | -                   | -                     |
| 12 | Ngampel                  | 6 323                            | -                         | 5 168                   | 376                    | -                   | -                     |
| 13 | Gemuh                    | 8 206                            | -                         | 2 381                   | 1 290                  | -                   | -                     |
| 14 | Ringinarum               | 6 457                            | -                         | 3 207                   | 524                    | -                   | -                     |
| 15 | Weleri                   | 16 951                           | -                         | 4 089                   | 779                    | -                   | -                     |
| 16 | Rowosari                 | 13 184                           | -                         | 1 863                   | 390                    | -                   | -                     |
| 17 | Kangkung                 | 7 803                            | -                         | 5 280                   | 632                    | -                   | -                     |
| 18 | Cepiring                 | 11 704                           | -                         | 5 280                   | 981                    | -                   | -                     |
| 19 | Patebon                  | 17 758                           | -                         | 4 426                   | 538                    | -                   | -                     |
| 20 | Kota Kendal              | 13 049                           | -                         | 6 722                   | 1 250                  | -                   | -                     |
|    | <b>Jumlah/ Total</b>     | <b>523 724</b>                   | <b>3 458</b>              | <b>113 005</b>          | <b>15 333</b>          | <b>0</b>            | <b>0</b>              |

Sumber: Dinas Pertanian dan Pangan  
 Source: Food and Agriculture Department

**Tabel 5.4.8** **Produksi Daging (Karkas + Edibel Oval) Ternak di Kabupaten Kendal, 2017**  
**Table 5.4.8** **Production (Carcass + Edibel Oval) of Livestock in Kendal, 2017**

| Kecamatan<br>Subdistrict | Sapi Potong<br>Beef Cattle<br>(kg) | Kerbau<br>Buffalo<br>(kg) | Kambing<br>Goat<br>(kg) | Domba<br>Sheep<br>(kg) | Babi<br>Pig<br>(kg) | Kuda<br>Horse<br>(kg) |
|--------------------------|------------------------------------|---------------------------|-------------------------|------------------------|---------------------|-----------------------|
| (1)                      | (2)                                | (3)                       | (4)                     | (5)                    | (6)                 | (7)                   |
| 1 Plantungan             | 8 869                              | -                         | 3 531                   | 530                    | -                   | -                     |
| 2 Sukorejo               | 388 070                            | -                         | 12 975                  | 1 645                  | -                   | -                     |
| 3 Pageruyung             | 14 979                             | -                         | 3 415                   | 544                    | -                   | -                     |
| 4 Patean                 | 17 344                             | 415                       | 10 680                  | 1 394                  | -                   | -                     |
| 5 Singorojo              | 4 139                              | 830                       | 5 812                   | 418                    | -                   | -                     |
| 6 Limbangan              | 12 614                             | 415                       | 7 091                   | 906                    | -                   | -                     |
| 7 Boja                   | 88 493                             | 1 038                     | 5 550                   | 655                    | -                   | -                     |
| 8 Kaliwungu              | 31 929                             | 1 245                     | 12 975                  | 1 408                  | -                   | -                     |
| 9 Kaliwungu Selatan      | 12 220                             | 623                       | 3 618                   | 376                    | -                   | -                     |
| 10 Brangsong             | 12 811                             | 208                       | 5 797                   | 488                    | -                   | -                     |
| 11 Pegandon              | 27 198                             | 415                       | 5 943                   | 530                    | -                   | -                     |
| 12 Ngampel               | 9 263                              | -                         | 5 362                   | 390                    | -                   | -                     |
| 13 Gemuh                 | 12 022                             | -                         | 2 470                   | 1 338                  | -                   | -                     |
| 14 Ringinarum            | 9 460                              | -                         | 3 327                   | 544                    | -                   | -                     |
| 15 Weleri                | 24 833                             | -                         | 4 243                   | 809                    | -                   | -                     |
| 16 Rowosari              | 19 315                             | -                         | 1 932                   | 404                    | -                   | -                     |
| 17 Kangkung              | 11 431                             | -                         | 5 478                   | 655                    | -                   | -                     |
| 18 Cepiring              | 17 147                             | -                         | 5 478                   | 1 018                  | -                   | -                     |
| 19 Patebon               | 26 016                             | -                         | 4 591                   | 558                    | -                   | -                     |
| 20 Kota Kendal           | 19 118                             | -                         | 6 974                   | 1 296                  | -                   | -                     |
| <b>Jumlah/ Total</b>     | <b>767 271</b>                     | <b>5 188</b>              | <b>117 243</b>          | <b>15 906</b>          | <b>0</b>            | <b>0</b>              |

Sumber: Dinas Pertanian dan Pangan

Source: Food and Agriculture Department

**Tabel 5.4.9** **Produksi Daging (Karkas) Unggas di Kabupaten Kendal, 2017**  
**Table** **5.4.9** **Production (Carcass) of Poultry in Kendal, 2017**

| Kecamatan<br>Subdistrict | Ayam<br>Kampung<br>Native<br>Chicken<br>(kg) | Ayam Petelur<br>Layer<br>(kg) | Ayam<br>Pedaging<br>Broiler<br>(kg) | Itik<br>Duck<br>(kg) | Itik Manila<br>Muscovy<br>Duck<br>(kg) |
|--------------------------|--|-------------------------------|-------------------------------------|----------------------|--|
| (1)                      | (2)  | (3)                           | (4)                                 | (5)                  | (6)                                    |
| 1 Plantungan             | 8 591  | 4 377                         | 44 917                              | 236                  | 76                                     |
| 2 Sukorejo               | 23 057                                       | 32 605                        | 334 609                             | 1 920                | 617                                    |
| 3 Pageruyung             | 8 266  | 1 440                         | 14 778                              | 84                   | 27                                     |
| 4 Patean                 | 8 290  | 5 107                         | 52 415                              | 284                  | 91                                     |
| 5 Singorojo              | 8 009  | 4 660                         | 47 830                              | 272                  | 87                                     |
| 6 Limbangan              | 5 505  | 4 716                         | 48 393                              | 275                  | 88                                     |
| 7 Boja                   | 16 977                                       | 42 299                        | 434 098                             | 2 467                | 792                                    |
| 8 Kaliwungu              | 25 070                                       | 43 868                        | 450 199                             | 2 760                | 887                                    |
| 9 Kaliwungu Selatan      | 6 431  | 3 363                         | 34 513                              | 196                  | 63                                     |
| 10 Brangsong             | 9 051  | 6 317                         | 64 831                              | 368                  | 118                                    |
| 11 Pegandon              | 15 072                                       | 42 902                        | 440 288                             | 2 501                | 804                                    |
| 12 Ngampel               | 6 431  | 6 589                         | 67 619                              | 361                  | 116                                    |
| 13 Gemuh                 | 14 340                                       | 22 787                        | 233 846                             | 1 328                | 427                                    |
| 14 Ringinarum            | 8 103  | 8 842                         | 90 744                              | 494                  | 159                                    |
| 15 Weleri                | 22 378                                       | 47 656                        | 489 074                             | 2 779                | 893                                    |
| 16 Rowosari              | 10 327                                       | 19 635                        | 201 509                             | 956                  | 308                                    |
| 17 Kangkung              | 9 106  | 16 486                        | 169 190                             | 961                  | 308                                    |
| 18 Cepiring              | 13 341                                       | 33 296                        | 341 702                             | 1 942                | 624                                    |
| 19 Patebon               | 10 344                                       | 8 372                         | 85 919                              | 488                  | 157                                    |
| 20 Kota Kendal           | 25 084                                       | 47 923                        | 491 805                             | 2 841                | 914                                    |
| <b>Jumlah/ Total</b>     | <b>253 771</b>                               | <b>403 239</b>                | <b>4 138 280</b>                    | <b>23 512</b>        | <b>7 554</b>                           |

Sumber: Dinas Pertanian dan Pangan

Source: Food and Agriculture Department

**Produksi Daging (Karkas + Edibel Oval) Unggas di Kabupaten  
Kendal, 2017**

**Tabel 5.4.10**  
**Table Production (Carcass + Edibel Oval) of Poultry in Kendal, 2017**

| Kecamatan<br>Subdistrict | Ayam<br>Kampung<br>Native<br>Chicken<br>(kg) | Ayam Petelur<br>Layer<br>(kg) | Ayam<br>Pedaging<br>Broiler<br>(kg) | Itik<br>Duck<br>(kg) | Itik Manila<br>Muscovy<br>Duck<br>(kg) |
|--------------------------|--|-------------------------------|-------------------------------------|----------------------|--|
| (1)                      | (2)  | (3)                           | (4)                                 | (5)                  | (6)                                    |
| 1 Plantungan             | 12 300                                       | 6 267                         | 64 312                              | 338                  | 109                                    |
| 2 Sukorejo               | 33 012                                       | 46 684                        | 479 091                             | 2 749                | 883                                    |
| 3 Pageruyung             | 11 835                                       | 2 061                         | 21 159                              | 120                  | 38                                     |
| 4 Patean                 | 11 869                                       | 7 312                         | 75 048                              | 406                  | 131                                    |
| 5 Singorojo              | 11 467                                       | 6 673                         | 68 483                              | 389                  | 125                                    |
| 6 Limbangan              | 7 883  | 6 752                         | 69 289                              | 394                  | 126                                    |
| 7 Boja                   | 24 307                                       | 60 563                        | 621 539                             | 3 532                | 1 134                                  |
| 8 Kaliwungu              | 35 895                                       | 62 810                        | 644 593                             | 3 952                | 1 270                                  |
| 9 Kaliwungu Selatan      | 9 207  | 4 815                         | 49 416                              | 281                  | 90                                     |
| 10 Brangsong             | 12 959                                       | 9 045                         | 92 824                              | 527                  | 169                                    |
| 11 Pegandon              | 21 580                                       | 61 427                        | 630 403                             | 3 581                | 1 151                                  |
| 12 Ngampel               | 9 207  | 9 434                         | 96 817                              | 516                  | 166                                    |
| 13 Gemuh                 | 20 532                                       | 32 626                        | 334 820                             | 1 902                | 611                                    |
| 14 Ringinarum            | 11 601                                       | 12 660                        | 129 927                             | 707                  | 228                                    |
| 15 Weleri                | 32 041                                       | 68 234                        | 700 255                             | 3 979                | 1 278                                  |
| 16 Rowosari              | 14 786                                       | 28 114                        | 288 520                             | 1 369                | 440                                    |
| 17 Kangkung              | 13 038                                       | 23 605                        | 242 245                             | 1 376                | 442                                    |
| 18 Cepiring              | 19 102                                       | 47 673                        | 489 247                             | 2 780                | 893                                    |
| 19 Patebon               | 14 811                                       | 11 987                        | 123 018                             | 699                  | 224                                    |
| 20 Kota Kendal           | 35 915                                       | 68 616                        | 704 165                             | 4 068                | 1 308                                  |
| <b>Jumlah/ Total</b>     | <b>363 348</b>                               | <b>577 357</b>                | <b>5 925 175</b>                    | <b>33 665</b>        | <b>10 816</b>                          |

Sumber: Dinas Pertanian dan Pangan

Source: Food and Agriculture Department

**Tabel 5.4.11** **Produksi Susu Sapi dan Telur Unggas di Kabupaten Kendal, 2017**  
**Table** **Cow Milk Production and Eggs in Kendal, 2017**

| Kecamatan<br>Subdistrict | Susu Sapi Cow<br>Milk (liter) | Ayam Kampung<br>Native Chicken |                | Ayam Petelur<br>Layer |                   |
|--------------------------|-------------------------------|--------------------------------|----------------|-----------------------|-------------------|
|                          |                               | Butir                          | Kg             | Butir                 | Kg                |
| (1)                      | (2)                           | (3)                            | (4)            | (5)                   | (6)               |
| 1 Plantungan             | -                             | 344 779                        | 17 239         | 6 980 451             | 410 615           |
| 2 Sukorejo               | 14 222                        | 724 881                        | 36 244         | 124 103 010           | 7 300 177         |
| 3 Pageruyung             | -                             | 331 440                        | 16 572         | 35 404 221            | 2 082 601         |
| 4 Patean                 | -                             | 559 247                        | 27 962         | 152 965 999           | 8 998 000         |
| 5 Singorojo              | -                             | 552 910                        | 27 646         | 127 844 218           | 7 520 248         |
| 6 Limbangan              | 5 333                         | 305 254                        | 15 263         | 101 412 622           | 5 965 448         |
| 7 Boja                   | 51 556                        | 860 142                        | 43 007         | 84 957 581            | 4 997 505         |
| 8 Kaliwungu              | 152 892                       | 672 639                        | 33 632         | -                     | -                 |
| 9 Kaliwungu Selatan      | -                             | 466 557                        | 23 328         | 1 301 972             | 76 587            |
| 10 Brangsong             | -                             | 557 530                        | 27 876         | -                     | -                 |
| 11 Pegandon              | -                             | 421 013                        | 21 051         | 5 960 835             | 350 637           |
| 12 Ngampel               | -                             | 481 281                        | 24 064         | 345 101               | 20 300            |
| 13 Gemuh                 | -                             | 622 345                        | 31 117         | -                     | -                 |
| 14 Ringinarum            | -                             | 422 774                        | 21 139         | -                     | -                 |
| 15 Weleri                | -                             | 722 788                        | 36 139         | -                     | -                 |
| 16 Rowosari              | -                             | 682 455                        | 34 123         | -                     | -                 |
| 17 Kangkung              | -                             | 579 010                        | 28 950         | -                     | -                 |
| 18 Cepiring              | -                             | 768 303                        | 38 415         | -                     | -                 |
| 19 Patebon               | -                             | 633 374                        | 31 669         | -                     | -                 |
| 20 Kota Kendal           | -                             | 438 985                        | 21 949         | -                     | -                 |
| <b>Jumlah/ Total</b>     | <b>224 003</b>                | <b>11 147 704</b>              | <b>557 385</b> | <b>641 276 010</b>    | <b>37 722 118</b> |

Sumber: Dinas Pertanian dan Pangan

Source: Food and Agriculture Department



**Tabel** 5.4.11 **Lanjutan**  
**Table** 5.4.11 **Continued**

| Kecamatan<br>Subdistrict | Burung Puyuh<br>Quail |                | Itik<br>Duck      |                  | Itik Manila<br>Muscovy Duck |               |
|--------------------------|-----------------------|----------------|-------------------|------------------|-----------------------------|---------------|
|                          | Butir                 | Kg             | Butir             | Kg               | Butir                       | Kg            |
| (1)                      | (7)                   | (8)            | (9)               | (10)             | (11)                        | (12)          |
| 1 Plantungan             | 1 249 531             | 14 529         | 166 698           | 12 823           | 20 613                      | 1 586         |
| 2 Sukorejo               | 2 100 981             | 24 430         | 339 253           | 26 096           | 32 789                      | 2 522         |
| 3 Pageruyung             | 3 615 898             | 42 045         | 91 909            | 7 070            | 20 414                      | 1 570         |
| 4 Patean                 | 774 045               | 9 001          | 111 372           | 8 567            | 11 643                      | 896           |
| 5 Singorojo              | -                     | -              | 255 904           | 19 685           | 74 309                      | 5 716         |
| 6 Limbangan              | -                     | -              | 736 624           | 56 663           | 13 132                      | 1 010         |
| 7 Boja                   | 276 445               | 3 214          | 220 762           | 16 982           | 6 916                       | 532           |
| 8 Kaliwungu              | -                     | -              | 1 706 174         | 131 244          | 14 556                      | 1 120         |
| 9 Kaliwungu Selatan      | 525 245               | 6 108          | 288 793           | 22 215           | 9 622                       | 740           |
| 10 Brangsong             | -                     | -              | 1 100 926         | 84 687           | 8 237                       | 634           |
| 11 Pegandon              | 304 089               | 3 536          | 340 604           | 26 200           | 14 469                      | 1 113         |
| 12 Ngampel               | 165 867               | 1 929          | 2 141 841         | 164 757          | 19 944                      | 1 534         |
| 13 Gemuh                 | 110 578               | 1 286          | 478 468           | 36 805           | 9 948                       | 765           |
| 14 Ringinarum            | -                     | -              | 480 270           | 36 944           | 12 399                      | 954           |
| 15 Weleri                | -                     | -              | 860 521           | 66 194           | 5 356                       | 412           |
| 16 Rowosari              | -                     | -              | 637 957           | 49 074           | 11 627                      | 894           |
| 17 Kangkung              | -                     | -              | 473 061           | 36 389           | 3 168                       | 244           |
| 18 Cepiring              | -                     | -              | 1 422 788         | 109 445          | 21 536                      | 1 657         |
| 19 Patebon               | -                     | -              | 1 693 830         | 130 295          | 10 306                      | 793           |
| 20 Kota Kendal           | -                     | -              | 1 620 393         | 124 646          | 18 130                      | 1 395         |
| <b>Jumlah/ Total</b>     | <b>9 122 679</b>      | <b>106 078</b> | <b>15 168 148</b> | <b>1 166 781</b> | <b>339 114</b>              | <b>26 086</b> |

Sumber: Dinas Pertanian dan Pangan

Source: Food and Agriculture Department

**5.5 PERIKANAN/FISHERY**

**Jumlah Kelompok Perikanan Tangkap, Perikanan Budidaya,  
Pengolah dan Pemasaran Menurut Kecamatan di Kabupaten Kendal,**

**Tabel 5.5.1 2017**

**Table Number of Fish Capture Joint Business Group by Subdistrict and Subsector in Kendal Regency, 2017**

| Kecamatan<br>Subdistrict | Perikanan Tangkap |              | Perikanan Budidaya |              | Pengolah dan Pemasaran |              |
|--------------------------|-------------------|--------------|--------------------|--------------|------------------------|--------------|
|                          | KUB               | Anggota      | Pokdakan           | Anggota      | Poklahsari             | Anggota      |
| (1)                      | (2)               | (3)          | (4)                | (5)          | (6)                    | (7)          |
| 1 Plantungan             | -                 | -            | 18                 | 97           | -                      | -            |
| 2 Sukorejo               | -                 | -            | 15                 | 308          | -                      | -            |
| 3 Pageruyung             | -                 | -            | 4                  | 61           | -                      | -            |
| 4 Patean                 | -                 | -            | 11                 | 169          | -                      | -            |
| 5 Singorojo              | -                 | -            | 2                  | 12           | -                      | -            |
| 6 Limbangan              | -                 | -            | 14                 | 156          | -                      | -            |
| 7 Boja                   | -                 | -            | 14                 | 266          | -                      | -            |
| 8 Kaliwungu              | -                 | -            | 13                 | 306          | 4                      | 66           |
| 9 Kaliwungu Selatan      | -                 | -            | 5                  | 58           | 2                      | 35           |
| 10 Brangsong             | -                 | -            | 8                  | 100          | 3                      | 44           |
| 11 Pegandon              | -                 | -            | 9                  | 136          | 1                      | 10           |
| 12 Ngampel               | -                 | -            | 4                  | 97           | -                      | -            |
| 13 Gemuh                 | -                 | -            | 5                  | 46           | -                      | -            |
| 14 Ringinarum            | -                 | -            | 3                  | 32           | -                      | -            |
| 15 Weleri                | -                 | -            | 9                  | 120          | 4                      | 136          |
| 16 Rowosari              | 61                | 1 074        | 10                 | 149          | 42                     | 1 587        |
| 17 Kangkung              | 1                 | 4            | 7                  | 97           | 3                      | 67           |
| 18 Cepiring              | 7                 | 248          | 12                 | 192          | 12                     | 183          |
| 19 Patebon               | 16                | 342          | 33                 | 371          | 8                      | 87           |
| 20 Kota Kendal           | 33                | 574          | 28                 | 373          | 23                     | 372          |
| <b>Kendal</b>            | <b>118</b>        | <b>2 242</b> | <b>224</b>         | <b>3 146</b> | <b>102</b>             | <b>2 587</b> |

Sumber: Dinas Kelautan dan Perikanan

Source: Maritime and Fishery Service Office

Catatan: KUB : Kelompok Usaha Bersama

Pokdakan : Kelompok Pembudidayaan Ikan

Poklahsar : Kelompok Pengolah dan Pemasar

**Tabel 5.5.2** **Produksi Perikanan Tangkap Menurut Kecamatan dan Subsektor di Kabupaten Kendal (ton), 2017**  
**Table 5.5.2** **Production of Fish Capture by Subdistrict and Subsector in Kendal Regency (ton), 2017**

| Kecamatan<br>Subdistrict | Perikanan Laut<br>Marine Fisheries |                    | Perairan Umum<br>Inland Water |                    | Jumlah<br>Total  |                    |
|--------------------------|------------------------------------|--------------------|-------------------------------|--------------------|------------------|--------------------|
|                          | Produksi                           | Nilai<br>(juta rp) | Produksi                      | Nilai<br>(juta rp) | Produksi         | Nilai<br>(juta rp) |
| (1)                      | (2)                                | (3)                | (4)                           | (5)                | (6)              | (7)                |
| 1 Plantungan             | -                                  | -                  | 2 500                         | 37,50              | 2 500            | 37,50              |
| 2 Sukorejo               | -                                  | -                  | 956                           | 14,34              | 956              | 14,34              |
| 3 Pageruyung             | -                                  | -                  | 2 865                         | 42,98              | 2 865            | 42,98              |
| 4 Patean                 | -                                  | -                  | 4 068                         | 61,02              | 4 068            | 61,02              |
| 5 Singorojo              | -                                  | -                  | -                             | -                  | -                | -                  |
| 6 Limbangan              | -                                  | -                  | 1 479                         | 22,19              | 1 479            | 22,19              |
| 7 Boja                   | -                                  | -                  | 2 495                         | 37,43              | 2 495            | 37,43              |
| 8 Kaliwungu              | -                                  | -                  | 39 661                        | 594,92             | 39 661           | 594,92             |
| 9 Kaliwungu Selatan      | -                                  | -                  | 5 258                         | 78,87              | 5 258            | 78,87              |
| 10 Brangsong             | -                                  | -                  | 6 596                         | 98,94              | 6 596            | 98,94              |
| 11 Pegandon              | -                                  | -                  | -                             | -                  | -                | -                  |
| 12 Ngampel               | -                                  | -                  | 780                           | 11,70              | 780              | 11,70              |
| 13 Gemuh                 | -                                  | -                  | 15 265                        | 228,98             | 15 265           | 228,98             |
| 14 Ringinarum            | -                                  | -                  | -                             | -                  | -                | -                  |
| 15 Weleri                | -                                  | -                  | 6 734                         | 101,01             | 6 734            | 101,01             |
| 16 Rowosari              | 2 318 494                          | 18 022,75          | 44 040                        | 660,60             | 2 362 534        | 18 683,35          |
| 17 Kangkung              | -                                  | -                  | -                             | -                  | -                | -                  |
| 18 Cepiring              | -                                  | -                  | 29 270                        | 439,05             | 29 270           | 439,05             |
| 19 Patebon               | 95 192                             | 2 127,84           | 83 272                        | 1 249,08           | 178 464          | 3 376,92           |
| 20 Kota Kendal           | 913 077                            | 9 774,34           | 11 475                        | 172,13             | 924 552          | 9 946,46           |
| <b>Jumlah/ Total</b>     | <b>3 326 763</b>                   | <b>29 924,93</b>   | <b>256 714</b>                | <b>3 850,71</b>    | <b>3 583 477</b> | <b>33 775,64</b>   |

Sumber: Dinas Kelautan dan Perikanan

Source: Maritime and Fishery Service Office

**Tabel 5.5.3** Volume Produksi dan Nilai Transaksi Lelang Menurut Tempat Pelelangan Ikan, 2017  
**Table 5.5.3** *Number of Production and Value of Transaction Auction by Fish Auction Site in Kendal, 2017*

| Tahun<br>Year | Tawang    |                    | Sendang Sikucing |                    | Tanggul Malang |                    |
|---------------|-----------|--------------------|------------------|--------------------|----------------|--------------------|
|               | Produksi  | Nilai<br>(juta rp) | Produksi         | Nilai<br>(juta rp) | Produksi       | Nilai<br>(juta rp) |
| (1)           | (2)       | (3)                | (4)              | (5)                | (6)            | (7)                |
| 2008          | 400 705   | 2 484,57           | 613 151          | 1 815,25           | 28 886         | 518,45             |
| 2009          | 457 690   | 3 686,34           | 779 988          | 2 115,62           | 20 047         | 294,97             |
| 2010          | 579 086   | 4 378,84           | 774 345          | 2 484,77           | 17 314         | 141,05             |
| 2011          | 537 239   | 4 400,17           | 938 203          | 2 918,43           | 87 657         | 1 277,33           |
| 2012          | 401 780   | 2 714,52           | 1 435 902        | 3 462,38           | 114 997        | 1 923,31           |
| 2013          | 488 069   | 3 492,02           | 1 126 987        | 3 546,51           | 73 421         | 1 196,47           |
| 2014          | 543 436   | 4 725,53           | 1 130 686        | 4 875,98           | 109 314        | 2 136,88           |
| 2015          | 545 815   | 5 390,71           | 950 433          | 4 502,93           | 96 373         | 1 689,16           |
| 2016          | 880 124   | 6 995,43           | 1 069 477        | 6 129,96           | 47 108         | 971,32             |
| 2017          | 1 035 555 | 9 170,83           | 1 282 939        | 8 851,92           | 95 192         | 2 127,84           |

Sumber: Dinas Kelautan dan Perikanan

Source: *Maritime and Fishery Service Office*

**Tabel** 5.5.3 **Lanjutan**  
**Table** 5.5.3 **Continued**

| Tahun<br>Year | Bandengan |                    | Karangsari |                    | Jumlah    |                    |
|---------------|-----------|--------------------|------------|--------------------|-----------|--------------------|
|               | Produksi  | Nilai<br>(juta rp) | Produksi   | Nilai<br>(juta rp) | Produksi  | Nilai<br>(juta rp) |
| (1)           | (8)       | (9)                | (10)       | (11)               | (12)      | (13)               |
| 2008          | 84 421    | 1 549,58           | -          | -                  | 1 127 163 | 6 367,84           |
| 2009          | 63 424    | 770,03             | -          | -                  | 1 321 149 | 7 253,97           |
| 2010          | 15 368    | 328,42             | -          | -                  | 1 386 113 | 7 333,08           |
| 2011          | 148 669   | 1 977,43           | -          | -                  | 1 711 768 | 10 573,35          |
| 2012          | 62 042    | 1 831,68           | 41 454     | 1 076,51           | 2 056 175 | 11 008,37          |
| 2013          | 43 732    | 641,36             | 90 598     | 726,03             | 1 822 807 | 9 602,40           |
| 2014          | 147 591   | 1 812,36           | 124 153    | 1 072,90           | 2 055 180 | 14 623,65          |
| 2015          | 64 356    | 898,33             | 201 927    | 1 483,82           | 1 858 904 | 13 964,95          |
| 2016          | 484 933   | 3 463,41           | 604 803    | 4 016,21           | 3 086 445 | 21 576,32          |
| 2017          | 431 106   | 5 906,63           | 481 971    | 3 867,71           | 3 326 763 | 29 914,93          |

Sumber: Dinas Kelautan dan Perikanan

Source: Maritime and Fishery Service Office

**Tabel 5.5.4 Luas, Produksi, dan Nilai Produksi Perairan Umum Menurut Kecamatan, 2017**  
**Table 5.5.4 Area, Production, and Its Value of Public Territorial in Kendal by Subdistrict, 2017**

| Kecamatan<br>Subdistrict | Luas<br>(Ha)  | Produksi<br>(kg) | Nilai<br>(Rp)        |
|--------------------------|---------------|------------------|----------------------|
| (1)                      | (2)           | (3)              | (4)                  |
| 1 Plantungan             | 25,00         | 2 500            | 37 500 000           |
| 2 Sukorejo               | 43,00         | 956              | 14 340 000           |
| 3 Pageruyung             | 10,00         | 2 865            | 42 975 000           |
| 4 Patean                 | 12,00         | 4 068            | 61 081 500           |
| 5 Singorojo              | 70,00         | -                | -                    |
| 6 Limbangan              | 15,00         | 1 479            | 22 185 000           |
| 7 Boja                   | 9,00          | 2 495            | 37 425 000           |
| 8 Kaliwungu              | 35,00         | 39 661           | 594 915 000          |
| 9 Kaliwungu Selatan      | 11,30         | 5 258            | 78 870 000           |
| 10 Brangsong             | 90,00         | 6 596            | 98 940 000           |
| 11 Pegandon              | 1,19          | -                | -                    |
| 12 Ngampel               | 41,17         | 780              | 11 700 000           |
| 13 Gemuh                 | 47,01         | 15 265           | 228 975 000          |
| 14 Ringinarum            | 1,21          | -                | -                    |
| 15 Weleri                | 1,00          | 6 734            | 101 010 000          |
| 16 Rowosari              | 8,00          | 44 040           | 660 600 000          |
| 17 Kangkung              | -             | 5                | -                    |
| 18 Cepiring              | 8,50          | 29 270           | 439 050 000          |
| 19 Patebon               | 15,07         | 83 272           | 1 249 080 000        |
| 20 Kota Kendal           | 39,55         | 11 475           | 172 125 000          |
| <b>Jumlah/ Total</b>     | <b>483,00</b> | <b>256 719</b>   | <b>3 850 771 500</b> |

Sumber: Dinas Kelautan dan Perikanan  
 Source: Maritime and Fishery Service Office

**Tabel 5.5.5** **Produksi Perikanan Budidaya Menurut Kecamatan dan Subsektor di Kabupaten Kendal (ton), 2017**  
**Table 5.5.5** **Production of Fisheries Cultivation by Subdistrict and Subsector in Kendal Regency (ton), 2017**

| Kecamatan<br>Subdistrict | Tambak<br>Embankment |                    | Kolam<br>Ponds   |                    | Jumlah<br>Total   |                    |
|--------------------------|----------------------|--------------------|------------------|--------------------|-------------------|--------------------|
|                          | Produksi             | Nilai<br>(juta rp) | Produksi         | Nilai<br>(juta rp) | Produksi          | Nilai<br>(juta rp) |
| (1)                      | (2)                  | (3)                | (4)              | (5)                | (6)               | (7)                |
| 1 Plantungan             | -                    | -                  | 46 570           | 704,22             | 46 570            | 704,22             |
| 2 Sukorejo               | -                    | -                  | 76 455           | 1 186,69           | 76 455            | 1 186,69           |
| 3 Pageruyung             | -                    | -                  | 69 860           | 1 069,53           | 69 860            | 1 069,53           |
| 4 Patean                 | -                    | -                  | 56 230           | 868,45             | 56 230            | 868,45             |
| 5 Singorojo              | -                    | -                  | 36 070           | 556,21             | 36 070            | 556,21             |
| 6 Limbangan              | -                    | -                  | 220 775          | 3 481,91           | 220 775           | 3 481,91           |
| 7 Boja                   | -                    | -                  | 165 395          | 2 648,24           | 165 395           | 2 648,24           |
| 8 Kaliwungu              | 8 221 865            | 283 706,61         | 24 960           | 386,79             | 8 246 825         | 284 093,40         |
| 9 Kaliwungu Selatan      | -                    | -                  | 56 270           | 902,11             | 56 270            | 902,11             |
| 10 Brangsong             | 1 592 807            | 26 838,48          | 37 915           | 591,49             | 1 630 722         | 27 429,97          |
| 11 Pegandon              | -                    | -                  | 60 235           | 971,93             | 60 235            | 971,93             |
| 12 Ngampel               | -                    | -                  | 39 400           | 606,27             | 39 400            | 606,27             |
| 13 Gemuh                 | -                    | -                  | 20 925           | 324,30             | 20 925            | 324,30             |
| 14 Ringinarum            | -                    | -                  | 42 290           | 652,25             | 42 290            | 652,25             |
| 15 Weleri                | -                    | -                  | 45 485           | 710,77             | 45 485            | 710,77             |
| 16 Rowosari              | 546 199              | 9 895,46           | 821 810          | 13 655,94          | 1 368 009         | 23 551,39          |
| 17 Kangkung              | 1 263 659            | 34 053,11          | 7 713            | 152,83             | 1 271 372         | 34 205,94          |
| 18 Cepiring              | 1 248 914            | 19 543,43          | 76 555           | 1 188,17           | 1 325 469         | 20 731,60          |
| 19 Patebon               | 6 881 056            | 357 206,35         | 59 115           | 950,55             | 6 940 171         | 358 156,90         |
| 20 Kota Kendal           | 2 363 770            | 79 332,40          | 60 250           | 939,11             | 2 424 020         | 80 271,51          |
| <b>Kendal</b>            | <b>22 118 270</b>    | <b>810 575,83</b>  | <b>2 024 278</b> | <b>32 547,73</b>   | <b>24 142 548</b> | <b>843 123,56</b>  |

Sumber: Dinas Kelautan dan Perikanan

Source: Maritime and Fishery Service Office

**Produksi dan Nilai Produksi Ikan Air Payau (Tambak) Menurut Bulan, 2017**  
**Number of Production and Its Value of Brackish Fish Every Month, 2017**

**Tabel**  
**Table** 5.5.6

| Bulan<br>Month       | Luas<br>(ha) | Jumlah<br>Pembudidaya | Produksi          |                    |                |                    |
|----------------------|--------------|-----------------------|-------------------|--------------------|----------------|--------------------|
|                      |              |                       | Bandeng           |                    | Udang Windu    |                    |
|                      |              |                       | Produksi          | Nilai<br>(juta rp) | Produksi       | Nilai<br>(juta rp) |
| (1)                  | (2)          | (3)                   | (4)               | (5)                | (6)            | (7)                |
| 1 Januari            | 3 341,19     | 1 257                 | 1 377 160         | 20 657,40          | 11 345         | 737,43             |
| 2 Februari           | 3 341,19     | 1 257                 | 1 205 000         | 18 075,00          | 13 903         | 903,70             |
| 3 Maret              | 3 341,19     | 1 257                 | 971 250           | 14 568,75          | 17 435         | 958,93             |
| 4 April              | 3 341,19     | 1 257                 | 1 139 500         | 17 092,50          | 17 175         | 767,00             |
| 5 Mei                | 3 341,19     | 1 257                 | 1 160 300         | 17 404,50          | 10 845         | 704,93             |
| 6 Juni               | 3 341,19     | 1 257                 | 709 200           | 10 638,00          | 11 800         | 708,00             |
| 7 Juli               | 3 341,19     | 1 257                 | 974 300           | 15 101,65          | 12 925         | 840,13             |
| 8 Agustus            | 3 341,19     | 1 257                 | 1 028 500         | 15 427,50          | 9 503          | 617,70             |
| 9 September          | 3 341,19     | 1 257                 | 1 142 550         | 17 138,25          | 11 255         | 768,33             |
| 10 Oktober           | 3 341,19     | 1 257                 | 702 000           | 11 232,00          | 19 600         | 1 078,00           |
| 11 November          | 3 341,19     | 1 257                 | 644 000           | 10 304,00          | 16 140         | 1 049,10           |
| 12 Desember          | 3 341,19     | 1 257                 | 862 000           | 13 792,00          | 16 125         | 1 048,13           |
| <b>Jumlah/ Total</b> |              |                       | <b>11 915 760</b> | <b>181 431,55</b>  | <b>168 051</b> | <b>10 181,34</b>   |

Sumber: Dinas Kelautan dan Perikanan  
 Source: Maritime and Fishery Service Office



**Tabel** 5.5.6 **Lanjutan**  
**Table** 5.5.6 **Continued**

| Bulan<br>Month       | Produksi         |                    |               |                    |               |                    |
|----------------------|------------------|--------------------|---------------|--------------------|---------------|--------------------|
|                      | Udang Vannamei   |                    | Nila          |                    | Rumput Laut   |                    |
|                      | Produksi         | Nilai<br>(juta rp) | Produksi      | Nilai<br>(juta rp) | Produksi      | Nilai<br>(juta rp) |
| (1)                  | (8)              | (9)                | (10)          | (11)               | (12)          | (13)               |
| 1 Januari            | 1 137 040        | 79 592,80          | 6 470         | 90,58              | 4 200         | 3,36               |
| 2 Februari           | 663 000          | 46 410,00          | 6 045         | 84,63              | 15 000        | 12,00              |
| 3 Maret              | 705 500          | 49 385,00          | 5 460         | 76,44              | 11 700        | 9,36               |
| 4 April              | 840 900          | 58 863,00          | 6 138         | 85,93              | 6 900         | 5,52               |
| 5 Mei                | 509 900          | 35 693,00          | 5 750         | 80,50              | 10 500        | 8,40               |
| 6 Juni               | 718 700          | 50 309,00          | 4 880         | 68,32              | 6 200         | 4,96               |
| 7 Juli               | 584 200          | 43 815,00          | 5 373         | 80,60              | 12 000        | 3,60               |
| 8 Agustus            | 679 300          | 47 551,00          | 6 065         | 90,98              | 1 100         | 0,33               |
| 9 September          | 461 300          | 32 291,00          | 5 700         | 85,50              | -             | -                  |
| 10 Oktober           | 614 000          | 42 980,00          | 10 100        | 141,40             | -             | -                  |
| 11 November          | 599 000          | 41 930,00          | 7 590         | 106,26             | 5 400         | 4,32               |
| 12 Desember          | 645 500          | 45 185,00          | 7 880         | 110,32             | 2 600         | 2,08               |
| <b>Jumlah/ Total</b> | <b>8 158 340</b> | <b>574 004,80</b>  | <b>77 451</b> | <b>1 101,45</b>    | <b>75 600</b> | <b>53,93</b>       |

Sumber: Dinas Kelautan dan Perikanan

Source: Maritime and Fishery Service Office

**Tabel** 5.5.6 **Lanjutan**  
**Table** 5.5.6 **Continued**

| Bulan<br>Month       | Produksi         |                    |               |                    | Jumlah            |                    |
|----------------------|------------------|--------------------|---------------|--------------------|-------------------|--------------------|
|                      | Udang Lainnya    |                    | Kepiting      |                    | Produksi          | Nilai<br>(juta rp) |
|                      | Produksi         | Nilai<br>(juta rp) | Produksi      | Nilai<br>(juta rp) |                   |                    |
| (1)                  | (14)             | (15)               | (16)          | (17)               | (18)              | (19)               |
| 1 Januari            | 197 620          | 4 940,50           | 2 145         | 128,70             | 2 735 980         | 106 150,77         |
| 2 Februari           | 154 985          | 3 874,63           | 1 430         | 85,80              | 2 059 363         | 69 445,75          |
| 3 Maret              | 145 290          | 3 632,25           | 2 485         | 149,10             | 1 859 120         | 68 779,83          |
| 4 April              | 168 830          | 4 220,75           | 1 720         | 103,20             | 2 175 788         | 81 137,90          |
| 5 Mei                | 123 990          | 3 099,75           | 1 335         | 45,38              | 1 822 620         | 57 036,45          |
| 6 Juni               | 126 800          | 3 170,00           | 2 310         | 138,60             | 1 579 890         | 65 036,88          |
| 7 Juli               | 173 370          | 4 160,88           | 1 170         | 93,60              | 1 763 338         | 64 095,45          |
| 8 Agustus            | 125 515          | 3 137,88           | 1 250         | 75,00              | 1 851 233         | 66 900,38          |
| 9 September          | 79 035           | 1 975,88           | 873           | 65,48              | 1 700 713         | 52 324             |
| 10 Oktober           | 161 100          | 4 027,50           | 1 890         | 141,75             | 1 508 690         | 59 601             |
| 11 November          | 117 500          | 2 937,50           | 1 850         | 101,75             | 1 391 480         | 56 432,93          |
| 12 Desember          | 134 220          | 3 355,50           | 1 730         | 138,40             | 1 670 055         | 63 631,43          |
| <b>Jumlah/ Total</b> | <b>1 708 255</b> | <b>42 533,01</b>   | <b>20 188</b> | <b>1 266,75</b>    | <b>22 118 270</b> | <b>810 572,83</b>  |

Sumber: Dinas Kelautan dan Perikanan  
Source: Maritime and Fishery Service Office

**Tabel 5.5.7** **Produksi dan Nilai Produksi Ikan Air Tawar (Kolam) Menurut Kecamatan, 2017**  
**Table 5.5.7** **Number of Production and Its Value of Freshwater Fish by Subdistrict, 2017**

| Kecamatan<br>Subdistrict | Luas<br>(ha)   | Jumlah RTP   | Produksi         |                    |              |                    |
|--------------------------|----------------|--------------|------------------|--------------------|--------------|--------------------|
|                          |                |              | Lele             |                    | Karper       |                    |
|                          |                |              | Produksi         | Nilai<br>(juta rp) | Produksi     | Nilai<br>(juta rp) |
| (1)                      | (2)            | (3)          | (4)              | (5)                | (6)          | (7)                |
| 1 Plantungan             | 7 450          | 105          | 31 800           | 490,17             | 1 920        | 28,47              |
| 2 Sukorejo               | 7 801          | 366          | 73 395           | 1 138,95           | -            | -                  |
| 3 Pageruyung             | 22 150         | 71           | 57 755           | 896,00             | 1 885        | 27,77              |
| 4 Patean                 | 3 515          | 86           | 54 825           | 847,84             | -            | -                  |
| 5 Singorojo              | 2 363          | 24           | 34 740           | 538,40             | -            | -                  |
| 6 Limbangan              | 16 580         | 242          | 204 410          | 3 168,55           | 2 430        | 35,36              |
| 7 Boja                   | 18 246         | 198          | 149 970          | 2 350,05           | 2 595        | 37,60              |
| 8 Kaliwungu              | 1 464          | 17           | 24 640           | 382,31             | -            | -                  |
| 9 Kaliwungu Selatan      | 3 419          | 48           | 52 175           | 808,71             | -            | -                  |
| 10 Brangsong             | 1 337          | 16           | 37 915           | 591,49             | -            | -                  |
| 11 Pegandon              | 2 487          | 29           | 58 125           | 902,50             | -            | -                  |
| 12 Ngampel               | 4 570          | 80           | 38 470           | 593,35             | -            | -                  |
| 13 Gemuh                 | 840            | 21           | 20 925           | 324,30             | -            | -                  |
| 14 Ringinarum            | 2 487          | 29           | 41 990           | 642,35             | -            | -                  |
| 15 Weleri                | 4 588          | 44           | 41 160           | 639,55             | -            | -                  |
| 16 Rowosari              | 103 800        | 105          | 756 550          | 11 743,35          | -            | -                  |
| 17 Kangkung              | 432            | 12           | 5 048            | 78,51              | -            | -                  |
| 18 Cepiring              | 3 093          | 32           | 76 335           | 1 185,09           | -            | -                  |
| 19 Patebon               | 3 303          | 40           | 55 115           | 853,94             | -            | -                  |
| 20 Kota Kendal           | 7 302          | 52           | 57 985           | 893,28             | -            | -                  |
| <b>Jumlah/ Total</b>     | <b>217 227</b> | <b>1 617</b> | <b>1 873 328</b> | <b>29 068,68</b>   | <b>8 830</b> | <b>129,18</b>      |

Sumber: Dinas Kelautan dan Perikanan

Source: Maritime and Fishery Service Office

**Tabel** 5.5.7 **Lanjutan**  
**Table** 5.5.7 **Continued**

| Bulan<br>Month       | Produksi      |                    |               |                    |              |                    |
|----------------------|---------------|--------------------|---------------|--------------------|--------------|--------------------|
|                      | Nilai         |                    | Gurame        |                    | Patin        |                    |
|                      | Produksi      | Nilai<br>(juta rp) | Produksi      | Nilai<br>(juta rp) | Produksi     | Nilai<br>(juta rp) |
| (1)                  | (8)           | (9)                | (10)          | (11)               | (12)         | (13)               |
| 1 Plantungan         | 11 455        | 166,88             | -             | -                  | -            | -                  |
| 2 Sukorejo           | 2 900         | 42,46              | 160           | 5,28               | -            | -                  |
| 3 Pageruyung         | 7 840         | 113,06             | -             | -                  | -            | -                  |
| 4 Patean             | 1 405         | 20,61              | -             | -                  | -            | -                  |
| 5 Singorojo          | -             | -                  | -             | -                  | -            | -                  |
| 6 Limbangan          | 7 470         | 107,16             | 4 400         | 142,45             | -            | -                  |
| 7 Boja               | 7 145         | 103,21             | 4 240         | 137,16             | -            | -                  |
| 8 Kaliwungu          | -             | -                  | -             | -                  | -            | -                  |
| 9 Kaliwungu Selatan  | 1 475         | 20,28              | 2 025         | 64,80              | -            | -                  |
| 10 Brangsong         | -             | -                  | -             | -                  | -            | -                  |
| 11 Pegandon          | -             | -                  | 2 110         | 69,43              | -            | -                  |
| 12 Ngampel           | 930           | 13,03              | -             | -                  | -            | -                  |
| 13 Gemuh             | -             | -                  | -             | -                  | -            | -                  |
| 14 Ringinarum        | -             | -                  | 300           | 9,90               | -            | -                  |
| 15 Weleri            | 3 515         | 49,43              | 550           | 18,15              | -            | -                  |
| 16 Rowosari          | 10 045        | 144,51             | 54 590        | 1 759,33           | -            | -                  |
| 17 Kangkung          | -             | -                  | -             | -                  | 2 665        | 74,32              |
| 18 Cepiring          | 220           | 3,08               | -             | -                  | -            | -                  |
| 19 Patebon           | 1 810         | 24,95              | 2 190         | 71,66              | -            | -                  |
| 20 Kota Kendal       | 275           | 3,85               | 770           | 24,90              | -            | -                  |
| <b>Jumlah/ Total</b> | <b>56 485</b> | <b>812,49</b>      | <b>71 335</b> | <b>2 303,06</b>    | <b>2 665</b> | <b>74,32</b>       |

Sumber: Dinas Kelautan dan Perikanan  
Source: Maritime and Fishery Service Office

**Tabel** 5.5.7 **Lanjutan**  
**Table** 5.5.7 **Continued**

| Bulan<br>Month       | Produksi     |                    |              |                    | Jumlah           |                    |
|----------------------|--------------|--------------------|--------------|--------------------|------------------|--------------------|
|                      | Bawal        |                    | Tawes        |                    | Produksi         | Nilai<br>(juta rp) |
|                      | Produksi     | Nilai<br>(juta rp) | Produksi     | Nilai<br>(juta rp) |                  |                    |
| (1)                  | (14)         | (15)               | (16)         | (17)               | (18)             | (19)               |
| 1 Plantungan         | 250          | 3,50               | 1 145        | 15,21              | 46 570           | 704,22             |
| 2 Sukorejo           | -            | -                  | -            | -                  | 76 455           | 1 186,69           |
| 3 Pageruyung         | 1 550        | 21,70              | 830          | 11,00              | 69 860           | 1 069,53           |
| 4 Patean             | -            | -                  | -            | -                  | 56 230           | 868,45             |
| 5 Singorojo          | -            | -                  | 1 330        | 17,81              | 36 070           | 556,21             |
| 6 Limbangan          | 1 220        | 17,08              | 845          | 11,31              | 220 775          | 3 481,91           |
| 7 Boja               | 1 425        | 19,95              | 20           | 0,28               | 165 395          | 2 648,24           |
| 8 Kaliwungu          | 320          | 4,48               | -            | -                  | 24 960           | 386,79             |
| 9 Kaliwungu Selatan  | 595          | 8,33               | -            | -                  | 56 270           | 902,11             |
| 10 Brangsong         | -            | -                  | -            | -                  | 37 915           | 591,49             |
| 11 Pegandon          | -            | -                  | -            | -                  | 60 235           | 971,93             |
| 12 Ngampel           | -            | -                  | -            | -                  | 39 400           | 606,27             |
| 13 Gemuh             | -            | -                  | -            | -                  | 20 925           | 324,30             |
| 14 Ringinarum        | -            | -                  | -            | -                  | 42 290           | 652,25             |
| 15 Weleri            | 260          | 3,64               | -            | -                  | 45 485           | 710,77             |
| 16 Rowosari          | 625          | 8,75               | -            | -                  | 821 810          | 13 655,94          |
| 17 Kangkung          | -            | -                  | -            | -                  | 7 713            | 152,83             |
| 18 Cepiring          | -            | -                  | -            | -                  | 76 555           | 1 188,17           |
| 19 Patebon           | -            | -                  | -            | -                  | 59 115           | 950,55             |
| 20 Kota Kendal       | 1 220        | 17,08              | -            | -                  | 60 250           | 939,11             |
| <b>Jumlah/ Total</b> | <b>7 465</b> | <b>104,51</b>      | <b>4 170</b> | <b>55,61</b>       | <b>2 024 278</b> | <b>32 547,73</b>   |

Sumber: Dinas Kelautan dan Perikanan

Source: Maritime and Fishery Service Office

**Tabel 5.5.8** Jumlah Perahu/Kapal Menurut Tempat Pelelangan Ikan dan Jenis Kapal di Kabupaten Kendal, 2017  
**Table 5.5.8** *Number of Fishing Boats by Fish Auction Site and Type of Boat in Kendal Regency, 2017*

| Kecamatan<br>Subdistrict | Tempat Pelelangan<br>Ikan<br>Fish Auction Site | Perahu Motor Tempel<br>Outboard Motorboat | Kapal Motor<br>Inboard Motorboat |    |
|--------------------------|--|---|----------------------------------|----|
| (1)                      | (2)  | (3)                                       | (4)                              |    |
| 1                        | Plantungan                                     | -   | -                                |    |
| 2                        | Sukorejo                                       | -   | -                                |    |
| 3                        | Pageruyung                                     | -   | -                                |    |
| 4                        | Patean   | -   | -                                |    |
| 5                        | Singorojo                                      | -   | -                                |    |
| 6                        | Limbangan                                      | -   | -                                |    |
| 7                        | Boja   | -   | -                                |    |
| 8                        | Kaliwungu                                      | -   | -                                |    |
| 9                        | Kaliwungu Selatan                              | -   | -                                |    |
| 10                       | Brangsong                                      | -   | -                                |    |
| 11                       | Pegandon                                       | -   | -                                |    |
| 12                       | Ngampel  | -   | -                                |    |
| 13                       | Gemuh  | -   | -                                |    |
| 14                       | Ringinarum                                     | -   | -                                |    |
| 15                       | Weleri   | -   | -                                |    |
| 16                       | Rowosari                                       | Tawang                                    | 867                              | 26 |
|                          |  | Sendang Sikucing                          | 98                               |    |
| 17                       | Kangkung                                       | -   | -                                | -  |
| 18                       | Cepiring                                       | -   | -                                | -  |
| 19                       | Patebon  | Tanggung Malang                           | 158                              | -  |
| 20                       | Kota Kendal                                    | Bandengan                                 | 281                              | -  |
|                          |  | Karangsari                                | -                                | -  |
| <b>Jumlah/Total</b>      |  | <b>1 404</b>                              | <b>26</b>                        |    |

Sumber: Dinas Kelautan dan Perikanan  
 Source: Maritime and Fishery Service Office

## 5.6 KEHUTANAN/FORESTRY

**Tabel 5.6.1 Luas Kawasan Hutan dan Perairan Menurut Kecamatan di Kabupaten Kendal (hektar), 2017**  
**Table 5.6.1 Forest and Inland Water Area by Subdistrict in Kendal Regency (hectare), 2017**

| Kecamatan<br>Subdistrict | Hutan<br>Lindung<br>Protection<br>Forest | Suaka Alam<br>dan<br>Pelestarian<br>Alam                   | Hutan Produksi<br>Production Forest |                    |                                    | Jumlah Luas<br>Hutan dan<br>Perairan<br>Total<br>Forest and<br>Water Area |
|--------------------------|--|--|-------------------------------------|--------------------|------------------------------------|---|
|                          |  | Sanctuary<br>Reserve<br>and Nature<br>Conservation<br>Area | Terbatas<br>Limited                 | Tetap<br>Permanent | Dapat<br>Dikonversi<br>Convertible |   |
| (1)                      | (2)                                      | (3)  | (4)                                 | (5)                | (6)                                | (7)   |
| 1 Plantungan             | -  | -  | -                                   | -                  | -                                  | -   |
| 2 Sukorejo               | -  | -  | -                                   | -                  | -                                  | -   |
| 3 Pageruyung             | -  | -  | -                                   | 538,93             | -                                  | 538,93  |
| 4 Patean                 | -  | -  | -                                   | 2 241,28           | -                                  | 2 241,28  |
| 5 Singorojo              | -  | -  | -                                   | 2 734,45           | -                                  | 2 734,45  |
| 6 Limbangan              | -  | -  | -                                   | -                  | -                                  | -   |
| 7 Boja                   | -  | -  | -                                   | 184,90             | -                                  | 184,90  |
| 8 Kaliwungu              | -  | -  | -                                   | 250,90             | -                                  | 250,90  |
| 9 Kaliwungu Selatan      | -  | -  | -                                   | 3 152,04           | -                                  | 3 152,04  |
| 10 Brangsong             | -  | -  | -                                   | 173,64             | -                                  | 173,64  |
| 11 Pegandon              | -  | -  | -                                   | 1 227,29           | -                                  | 1 227,29  |
| 12 Ngampel               | -  | -  | -                                   | 376,78             | -                                  | 376,78  |
| 13 Gemuh                 | -  | -  | -                                   | 1 333,78           | -                                  | 1 333,78  |
| 14 Ringinarum            | -  | -  | -                                   | 595,65             | -                                  | 595,65  |
| 15 Weleri                | -  | -  | -                                   | 717,70             | -                                  | 717,70  |
| 16 Rowosari              | -  | -  | -                                   | -                  | -                                  | -   |
| 17 Kangkung              | -  | -  | -                                   | -                  | -                                  | -   |
| 18 Cepiring              | -  | -  | -                                   | -                  | -                                  | -   |
| 19 Patebon               | -  | -  | -                                   | -                  | -                                  | -   |
| 20 Kota Kendal           | -  | -  | -                                   | -                  | -                                  | -   |
| <b>Kendal</b>            | <b>0,0</b>                               | <b>0,0</b>   | <b>0,0</b>                          | <b>13 527,34</b>   | <b>0,00</b>                        | <b>13 527,34</b>  |

Sumber: Perum Perhutani KPH Kendal

Source: Forestry Corporation of Kendal

**Tabel** 5.6.2 **Produksi Kayu Hutan Menurut Jenis Produksi di Kabupaten Kendal (m3), 2013–2017**  
**Table** 5.6.2 **Timber Production by Type of Product in Pasuruan Regency (m3), 2013–2017**

| Tahun<br>Year | Kayu Bulat<br>Logs | Kayu Gergajian<br>Sawn Timber | Kayu Lapis<br>Plywood |
|---------------|--------------------|-------------------------------|-----------------------|
| (1)           | (2)                | (3)                           | (4)                   |
| 2013          | 6 230,07           | -                             | -                     |
| 2014          | 8 138,35           | -                             | -                     |
| 2015          | 9 047,96           | -                             | -                     |
| 2016          | 7 551,64           | -                             | -                     |
| 2017          | 4 765,17           | -                             | -                     |

Sumber: Perum Perhutani KPH Kendal  
 Source: Forestry Corporation of Kendal



**Tabel 5.6.3** **Produksi dan Nilai Produksi Hasil Hutan Kabupaten Kendal, 2016 - 2017**  
**Table 5.6.3** **Production of Forest Product and Its Value, 2016 - 2017**

| Hasil Hutan<br><i>Forest Product</i> | Satuan<br><i>Unit</i> | 2016                          |                                      | 2017                          |                                      |
|--------------------------------------|-----------------------|-------------------------------|--------------------------------------|-------------------------------|--------------------------------------|
|                                      |                       | Produksi<br><i>Production</i> | Nilai<br><i>Value</i><br>(000.000,-) | Produksi<br><i>Production</i> | Nilai<br><i>Value</i><br>(000.000,-) |
| (1)                                  | (2)                   | (3)                           | (4)                                  | (5)                           | (6)                                  |
| <b>1. Kayu Jati</b>                  | <b>m<sup>3</sup></b>  | <b>7 450,51</b>               | <b>32 328,97</b>                     | <b>4 750,38</b>               | <b>20 031,82</b>                     |
| a. Klas/ Sortimen A.I                | m <sup>3</sup>        | 725,45                        | 648,84                               | 530,72                        | 524,27                               |
| b. Klas/ Sortimen A.II               | m <sup>3</sup>        | 1 514,61                      | 3 815,57                             | 834,55                        | 2 005,98                             |
| c. Klas/ Sortimen A.III              | m <sup>3</sup>        | 5 210,45                      | 27 864,56                            | 3 385,11                      | 17 501,57                            |
| d. KBP                               | m <sup>3</sup>        | -                             | -                                    | -                             | -                                    |
| <b>2. Kayu Rimba Mahoni</b>          | <b>m<sup>3</sup></b>  | <b>52,43</b>                  | <b>30,50</b>                         | <b>13,04</b>                  | <b>13,96</b>                         |
| a. Klas/ Sortimen A.I                | m <sup>3</sup>        | 10,55                         | 3,04                                 | 0,46                          | 0,14                                 |
| b. Klas/ Sortimen A.II               | m <sup>3</sup>        | 26,15                         | 13,20                                | 1,32                          | 0,66                                 |
| c. Klas/ Sortimen A.III              | m <sup>3</sup>        | 15,73                         | 14,25                                | 11,26                         | 13,16                                |
| d. KBP                               | m <sup>3</sup>        | -                             | -                                    | -                             | -                                    |
| <b>3. Kayu Rimba Sonokeling</b>      | <b>m<sup>3</sup></b>  | <b>47,03</b>                  | <b>58,26</b>                         | <b>1,75</b>                   | <b>1,84</b>                          |
| a. Klas/ Sortimen A.I                | m <sup>3</sup>        | 1,83                          | 0,75                                 | 0,33                          | 0,12                                 |
| b. Klas/ Sortimen A.II               | m <sup>3</sup>        | 14,52                         | 10,82                                | 0,61                          | 0,41                                 |
| c. Klas/ Sortimen A.III              | m <sup>3</sup>        | 30,68                         | 46,69                                | 0,81                          | 1,31                                 |
| d. KBP                               | m <sup>3</sup>        | -                             | -                                    | -                             | -                                    |
| <b>4. Kayu Rimba Sonokeling</b>      | <b>m<sup>3</sup></b>  | <b>1,67</b>                   | <b>0,42</b>                          | <b>0,00</b>                   | <b>0,00</b>                          |
| a. Klas/ Sortimen A.I                | m <sup>3</sup>        | 0,09                          | 0,11                                 | -                             | -                                    |
| b. Klas/ Sortimen A.II               | m <sup>3</sup>        | 0,86                          | 0,15                                 | -                             | -                                    |
| c. Klas/ Sortimen A.III              | m <sup>3</sup>        | 0,72                          | 0,16                                 | -                             | -                                    |
| d. KBP                               | m <sup>3</sup>        | -                             | -                                    | -                             | -                                    |

Sumber: Perum Perhutani KPH Kendal

Source: Forestry Corporation of Kendal

**Tabel** 5.6.3 **Lanjutan**  
**Table** 5.6.3 **Continued**

| Hasil Hutan<br><i>Forest Product</i> | Satuan<br><i>Unit</i> | 2016                          |                                      | 2017                          |                                      |
|--------------------------------------|-----------------------|-------------------------------|--------------------------------------|-------------------------------|--------------------------------------|
|                                      |                       | Produksi<br><i>Production</i> | Nilai<br><i>Value</i><br>(000.000,-) | Produksi<br><i>Production</i> | Nilai<br><i>Value</i><br>(000.000,-) |
| (1)                                  | (2)                   | (3)                           | (4)                                  | (5)                           | (6)                                  |
| <b>5. Total Kayu Rimba</b>           | m <sup>3</sup>        | <b>101,1</b>                  | <b>0,0</b>                           | <b>0,0</b>                    | <b>0,0</b>                           |
| a. Klas/ Sortimen A.I                | m <sup>3</sup>        | 12,5                          | -                                    | -                             | -                                    |
| b. Klas/ Sortimen A.II               | m <sup>3</sup>        | 41,5                          | -                                    | -                             | -                                    |
| c. Klas/ Sortimen A.III              | m <sup>3</sup>        | 47,1                          | -                                    | -                             | -                                    |
| d. KBP                               | m <sup>3</sup>        | -                             | -                                    | -                             | -                                    |
| <b>6. Kayu Bakar</b>                 | m <sup>3</sup>        | <b>38,2</b>                   | <b>3,7</b>                           | <b>18,8</b>                   | <b>1,9</b>                           |
| a. Kayu Bakar Jati                   | m <sup>3</sup>        | 38,0                          | 3,7                                  | 18,1                          | 1,8                                  |
| b. Kayu Bakar Rimba                  | m <sup>3</sup>        | 0,2                           | 0,0                                  | 0,7                           | 0,1                                  |

Sumber: Perum Perhutani KPH Kendal

Source: Forestry Corporation of Kendal

## 5.7 ALAT PERTANIAN/AGRICULTURAL MACHINERIES

**Tabel 5.7.1** Banyaknya Alat-Alat Pertanian di Kabupaten Kendal, 2017  
**Table** *Number of Agricultural Machineries in Kendal, 2017*

| Jenis Alat<br><i>of Machineries</i> | Kind                          | Dapat Digunakan<br><i>Still Usefull</i> | Rusak<br><i>Damaged</i>                    |  |
|-------------------------------------|-------------------------------|---|--|--|
|                                     |                               |   | Dapat Diperbaiki<br><i>Can Be Repaired</i> | Tidak Dapat Diperbaiki<br><i>Can't Be Repaired</i> |
| (1)                                 |                               | (2)                                     | (3)  | (4)  |
| I PENGOLAHAN TANAH                  |                               |   |  |  |
| 1                                   | Traktor Roda Dua              | 1 179                                   | -  | 87   |
| 2                                   | Traktor Roda Empat            | 12                                      | -  | -  |
| a                                   | Traktor Mini                  | -                                       | -  | -  |
| b                                   | Traktor Besar                 | 12                                      | -  | -  |
| c                                   | Traktor medium                | -                                       | -  | -  |
| II PEMBERANTASAN HAMA               |                               |   |  |  |
| 1                                   | Hand Sprayer                  | 16 614                                  | -  | 395  |
| 2                                   | Knapsack Motor Sprayer/Duster | -                                       | -  | -  |
| 3                                   | Skit Motor                    | -                                       | -  | -  |
| 4                                   | Emposan                       | 80                                      | -  | 4  |
| III PERALATAN                       |                               |   |  |  |
| 1                                   | Perontok Padi (Thresher)      | 519                                     | -  | 12   |
| 2                                   | Pengering Padi (Drier)        | 4                                       | -  | -  |
| 3                                   | Pembersih gabah (Cleaner)     | 1                                       | -  | -  |
| 4                                   | Penyosoh Beras (Polisher)     | -                                       | -  | -  |
| 5                                   | Penggilingan Padi (RMU)       | 551                                     | -  | 22   |
| 6                                   | Penggilingan Padi Besar       | 75                                      | -  | 18   |
| 7                                   | Penggilingan Padi Kecil (PPK) | 426                                     | -  | -  |
| IV PENGOLAH JAGUNG                  |                               |   |  |  |
| 1                                   | Pemipil Jagung                | 56                                      | -  | 1  |
| 2                                   | Pemberas Jagung               | -                                       | -  | -  |
| V PENGOLAHAN UBI KAYU               |                               |   |  |  |
| 1                                   | Pemarut Ubi Kayu              | -                                       | -  | -  |
| 2                                   | Penggiling Tapioka            | -                                       | -  | -  |
| 3                                   | Penggilingan Tepung Beras     | -                                       | -  | -  |
| VI POMPA AIR                        |                               |   |  |  |
|                                     |                               | 1 475                                   | -  | 86   |

Sumber: Dinas Pertanian dan Pangan

Source: *Agriculture Departement*

Halaman ini sengaja dikosongkan

<https://kendalkab.bps.go.id>

# Employee Of Kendal Regency

## Numbers of Workers/Company by Industrial Origin in Kendal, 2017

The establish is considered "medium" when it employs 20 to 99 workers and is considered "large" when it employs 100 or more workers. Number of manufacturing industry (LMI) establishment in Kendal are 61 LMI with 25,385 workers.

94.992



215.828



**Industri**

Perusahaan industri dikatakan “sedang” bila mempunyai tenaga kerja antara 20 sampai dengan 99 orang, kemudian dikatakan “besar” bila mempunyai tenaga kerja 100 orang atau lebih. Perusahaan industri di Kabupaten Kendal tahun 2017 tercatat sebanyak 61 perusahaan dengan 25.385 tenaga kerja.

**Energi**

Total Air minum yang telah disalurkan pada tahun 2017 di Kabupaten Kendal sebanyak 11.613.212 meter kubik, atau senilai 59,87 milyar rupiah. Persentase pengguna terbanyak adalah rumah tangga, niaga kecil, dan sisanya untuk sosial khusus, instansi pemerintah dan lain-lain.

**Industry**

*The establish is considered “medium” when it employs 20 to 90 workers and is considered “large” when it employs 100 or more workers. Number of maufacturing industry (LMI) establishment in Kendal are 61 LMI with 25,385 workers.*

**Energy**

*The total number of drinking water which had been distributed in 2015 in Kendal as much as 10,301,258 cubic meters, valued at 52.01 billion rupiah. Most users are households, social special (places of worship, schools, homes, etc.), and the rest for commercial, social, public, government agencies and others.*

## 6.1 INDUSTRI/INDUSTRY

**Tabel 6.1.1** Jumlah Tenaga Kerja Usaha/Perusahaan Manufaktur Menurut Lapangan Usaha di Kabupaten Kendal, 2017  
**Table 6.1.1** *Numbers of Manufacturing Workers/Company by Industrial Origin in Kendal, 2017*

|    | Lapangan Usaha<br><i>Industrial Classification</i>  | Perusahaan<br><i>Establishments</i> | Tenaga Kerja<br><i>Employee</i> |
|----|---|-------------------------------------|---------------------------------|
|    | (1)   | (2)                                 | (3)                             |
| 10 | Makanan/ <i>Food</i>  | 12                                  | 1 841                           |
| 11 | Minuman/ <i>Beverage</i>  | 2                                   | 148                             |
| 12 | Pengolahan Tembakau/ <i>Tobacco Products</i>  | 1                                   | 725                             |
| 13 | Tekstil/ <i>Textiles</i>  | 2                                   | 2 348                           |
| 14 | Pakaian Jadi/ <i>Wearing Apparels</i>   | 2                                   | 2 300                           |
| 15 | Kulit, Barang dari Kulit dan Alas Kaki/ <i>Leather and Related Products and Footwear</i>  | -                                   | -                               |
| 16 | Kayu, Barang dari Kayu dan Gabus (Tidak Termasuk Furniture) dan Barang Anyaman dari Bambu , Rotan, dan Sejenisnya/<br><i>Manufacture of Wood and of Products of Wood and Cork, Except Furniture; Manufacture of Articles of Straw and Plaiting Material, Bamboo, Rattan, and The Like</i> | 15                                  | 9 205                           |
| 17 | Kertas dan Barang dari Kertas/ <i>Manufacture of Paper and Paper Products</i>   | 1                                   | 40                              |
| 18 | Pencetakan dan Reproduksi Media Rekaman/ <i>Printing and Reproduction of Recorded Media</i>   | -                                   | -                               |
| 19 | Produk Dari Batu Bara dan Pengilangan Minyak Bumi/ <i>Coke and Refined Petroleum Products</i>   | 2                                   | 195                             |
| 20 | Bahan Kimia dan Barang dari Bahan Kimia/ <i>Chemicals and Chemical Products</i>   | 3                                   | 279                             |
| 21 | Farmasi, Produk Obat Kimia, dan Obat Tradisional/<br><i>Pharmaceuticals, Medicinal Chemical, and Botanical Products</i>   | -                                   | -                               |
| 22 | Karet, Barang dari Karet dan Plastik/ <i>Manufacture of Rubber and Plastic Product</i>  | 4                                   | 2 214                           |
| 23 | Barang Galian Bukan Logam/ <i>Other Non-Metallic Mineral Products</i>   | 3                                   | 2 769                           |
| 24 | Logam Dasar/ <i>Basic Metal</i>   | 5                                   | 2 652                           |

Sumber: Survei Perusahaan Manufaktur Tahunan

Source: *Annual Manufacturing Establishment Survey*

**Tabel** 6.1.1 **Lanjutan**  
**Table** 6.1.1 **Continued**

|    | Lapangan Usaha<br><i>Industrial Classification</i>  | Perusahaan<br><i>Establishments</i> | Tenaga Kerja<br><i>Employee</i> |
|----|---|-------------------------------------|---------------------------------|
|    | (1)   | (2)                                 | (3)                             |
| 25 | Barang Loham, Bukan Mesin dan Peralatannya/ Fabricated Metal Products, Excepts Machinery and Equipment      | 1                                   | 196                             |
| 26 | Komputer, Barang Elektronik dan Optik/ Computers, Electronic and Optical Products                           | -                                   | -                               |
| 27 | Peralatan Listrik/ Electrical Equipment   | -                                   | -                               |
| 28 | Mesin dan Perlengkapan ytdl/ Machinery and Equipment n.e.c  | -                                   | -                               |
| 29 | Kendaraan Bermotor, Trailer, dan Semi Trailer/ Motor Vehicles, Trailersl and Semi-Trailers                  | -                                   | -                               |
| 30 | Alat Angkutan Lainnya/ Other Transport Equipment  | -                                   | -                               |
| 31 | Furnitur/Furniture  | 8                                   | 473                             |
| 32 | Pengolahan Lainnya/Other Manufacturing  | -                                   | -                               |
| 33 | Jasa Reparasi dan Pemasangan Mesin dan Peralatan/ <i>Repair and Installation of Machinery and Equipment</i> | -                                   | -                               |
|    | <b>Kendal</b>   | <b>61</b>                           | <b>25 385</b>                   |

Sumber: Survei Perusahaan Manufaktur Tahunan

Source: *Annual Manufacturing Establishment Survey*



**Tabel** 6.1.2 **Jumlah Tenaga Kerja Usaha/Perusahaan Menurut Lapangan Usaha di Kabupaten Kendal, 2016**  
**Table** 6.1.2 **Numbers of Workers/Company by Industrial Origin in Kendal, 2016**

|                      | Lapangan Usaha<br><i>Industrial Origin</i>                                  | Perusahaan<br><i>Establishments</i> | Tenaga Kerja<br><i>Employee</i> |
|----------------------|---|-------------------------------------|---------------------------------|
|                      | (1)   | (2)                                 | (3)                             |
| B,D,E                | Pertambangan, Energi, Pengelolaan Air dan Limbah                            | 754                                 | 1 454                           |
| C                    | Industri Pengolahan   | 16 411                              | 57 359                          |
| F                    | Konstruksi  | 638                                 | 7 312                           |
| G                    | Perdagangan Besar dan Eceran; Reparasi dan Perawatan Mobil dan Sepeda Motor | 44 176                              | 68 758                          |
| H                    | Pengangkutan dan Pergudangan  | 4 445                               | 5 646                           |
| I                    | Penyediaan Akomodasi dan Penyediaan Makan Minum                             | 15 301                              | 24 277                          |
| J                    | Informasi dan Komunikasi  | 2 041                               | 2 827                           |
| K                    | Aktivitas Keuangan dan Asuransi   | 568                                 | 5 220                           |
| L                    | Real Estate   | 347                                 | 560                             |
| M,N                  | Jasa Perusahaan   | 1 634                               | 4 666                           |
| P                    | Jasa Pendidikan   | 2 602                               | 25 329                          |
| Q                    | Aktivitas Kesehatan Manusia dan Aktivitas Sosial                            | 1 028                               | 4 120                           |
| R,S,U                | Jasa Lainnya  | 5 047                               | 8 300                           |
| <b>Jumlah/ Total</b> |   | <b>94 992</b>                       | <b>215 828</b>                  |

Sumber: Analisis Hasil Listing SE2016

Source: *Analysis of Economic Census 2016 Listing*

## 6.2 ENERGI/ENERGY

**Tabel** 6.2.1 Jumlah Pelanggan Listrik, 2013–2017  
**Table** 6.2.1 *Number of Registered Electricity Costumers, 2013–2017*

| Tahun/Year | Jumlah Pelanggan Listrik<br>Registered Electricity Costumers |
|------------|--|
| (1)        | (2)  |
| 2013       | 117 799  |
| 2014       | 117 399  |
| 2015       | 122 911  |
| 2016       | 128 052  |
| 2017       | 135 440  |

Sumber: PT. PLN (Persero) Kendal  
 Source: PT. PLN (Persero), Kendal

**Banyaknya Pekerja Pada Perusahaan Daerah Air Minum Kabupaten Kendal, 2017**

**Tabel 6.2.2** *Number of Worker at Municipal Water Corporation in Kendal, 2017*

| <b>Bulan</b><br><i>Month</i> | <b>Pekerja Operasi dan Perawatan</b><br><i>Operational and Treatment Worker</i> | <b>Pekerja Lainnya</b><br><i>Other Worker</i> | <b>Jumlah</b><br><i>Total</i> | <b>PTT</b> |
|------------------------------|---|---|-------------------------------|------------|
| (1)                          | (2)   | (3)   | (4)                           | (5)        |
| Januari                      | 88  | 80  | 168                           | 79         |
| Februari                     | 88  | 80  | 168                           | 79         |
| Maret                        | 88  | 80  | 168                           | 79         |
| April                        | 88  | 80  | 168                           | 85         |
| Mei                          | 88  | 80  | 168                           | 86         |
| Juni                         | 88  | 80  | 168                           | 85         |
| Juli                         | 88  | 80  | 168                           | 84         |
| Agustus                      | 88  | 80  | 168                           | 85         |
| September                    | 88  | 80  | 168                           | 85         |
| Oktober                      | 88  | 80  | 168                           | 85         |
| November                     | 88  | 80  | 168                           | 87         |
| Desember                     | 88  | 80  | 168                           | 86         |

Sumber: PDAM Kabupaten Kendal

Source: Water Supply Establishment

**Tabel 6.2.3** Jumlah Pelanggan dan Air yang Disalurkan Menurut Pelanggan di Kabupaten Kendal, 2017  
**Table** *Number of Customer and Distributed Clean Water by Type of Customers in Kendal Regency, 2017*

| Pelanggan                                  | Customers | Pelanggan Customers | Air Disalurkan Distributed Water (m <sup>3</sup> ) | Nilai/Value (ribu rupiah) |
|--|-----------|---------------------|--|---------------------------|
| (1)  | (2)       | (3)                 | (4)  | (5)                       |
| Sosial/Social                              |           | 1 207               | 394 315  | 1 226 502,01              |
| Rumah Tangga/Household                     |           | 69 992              | 10 880 601   | 54 961 741,30             |
| Instansi Pemerintah Government Institution |           | 320                 | 104 460  | 1 115 811,42              |
| Niaga/Trade                                |           | 1 514               | 233 836  | 2 567 743,49              |
| Industri/Industry                          |           | -                   | -  | 0,00                      |
| Khusus/Exclusive                           |           | -                   | -  | 0,00                      |
| <b>Jumlah/Total</b>                        |           | <b>73 033</b>       | <b>11 613 212</b>                                  | <b>59 871 798,22</b>      |

Sumber: PDAM Kabupaten Kendal

Source: Water Supply Establishmen

**Tabel 6.2.4 Banyaknya Air Minum Yang Sudah Disalurkan, 2017**  
**Table Water Supply in Kendal, 2017**

| Tempat Penyaluran<br>Customer     | Wilayah Pelayanan           |                                |                               |                             |                               |                           |
|-----------------------------------|-----------------------------|--------------------------------|-------------------------------|-----------------------------|-------------------------------|---------------------------|
|                                   | Kendal<br>(m <sup>3</sup> ) | Kaliwungu<br>(m <sup>3</sup> ) | Cepiring<br>(m <sup>3</sup> ) | Weleri<br>(m <sup>3</sup> ) | Sukorejo<br>(m <sup>3</sup> ) | Boja<br>(m <sup>3</sup> ) |
| (1)                               | (2)                         | (3)                            | (4)                           | (5)                         | (6)                           | (7)                       |
| I Non Niaga                       |                             |                                |                               |                             |                               |                           |
| a Rumah Tangga/<br>Tempat Tinggal | 2 891 329                   | 2 252 577                      | 1 060 264                     | 1 006 432                   | 740 069                       | 549 067                   |
| b Instansi Pemerintah             | 71 899                      | 1 504                          | 5 174                         | 6 602                       | 6 752                         | 2 891                     |
| II Sosial                         |                             |                                |                               |                             |                               |                           |
| a Sosial Umum                     | 8 488                       | 10 501                         | 569                           | 7 534                       | 9 397                         | -                         |
| b Sosial Khusus                   | 74 310                      | 62 991                         | 23 604                        | 22 241                      | 75 124                        | 23 923                    |
| III Niaga                         |                             |                                |                               |                             |                               |                           |
| a Niaga Kecil                     | 75 399                      | 16 012                         | 6 592                         | 21 616                      | 35 295                        | 10 234                    |
| b Niaga Besar                     | 14 154                      | 4 269                          | 3 567                         | 5 982                       | 3 162                         | 3 666                     |
| IV Industri                       |                             |                                |                               |                             |                               |                           |
| a Industri Kecil                  | -                           | -                              | -                             | -                           | -                             | -                         |
| b Industri Besar                  | -                           | -                              | -                             | -                           | -                             | -                         |
| <b>Jumlah/Total</b>               | <b>3 135 579</b>            | <b>2 347 854</b>               | <b>1 099 770</b>              | <b>1 070 407</b>            | <b>869 799</b>                | <b>589 781</b>            |

Sumber: PDAM Kabupaten Kendal

Source: Water Supply Establishmenr

**Tabel 6.2.5** Nilai Air Minum Yang Sudah Disalurkan, 2017  
**Table** Value of Water Supply in Kendal, 2017

| Tempat Penyaluran<br>Costumer     | Wilayah Pelayanan     |                          |                         |                       |                         |                     |
|-----------------------------------|-----------------------|--------------------------|-------------------------|-----------------------|-------------------------|---------------------|
|                                   | Kendal<br>(milyar rp) | Kaliwungu<br>(milyar rp) | Cepiring<br>(milyar rp) | Weleri<br>(milyar rp) | Sukorejo<br>(milyar rp) | Boja<br>(milyar rp) |
| (1)                               | (2)                   | (3)                      | (4)                     | (5)                   | (6)                     | (7)                 |
| I Non Niaga                       |                       |                          |                         |                       |                         |                     |
| a Rumah Tangga/<br>Tempat Tinggal | 14 776,21             | 11 350,18                | 5 051,22                | 5 195,10              | 3 815,11                | 3 215,71            |
| b Instansi<br>Pemerintah          | 789,80                | 15,27                    | 54,72                   | 60,51                 | 65,19                   | 29,53               |
| II Sosial                         |                       |                          |                         |                       |                         |                     |
| a Sosial Umum                     | 30,27                 | 19,57                    | 2,02                    | 13,39                 | 16,34                   | -                   |
| b Sosial Khusus                   | 237,14                | 202,34                   | 79,46                   | 69,21                 | 240,70                  | 76,82               |
| III Niaga                         |                       |                          |                         |                       |                         |                     |
| a Niaga Kecil                     | 798,46                | 164,83                   | 85,60                   | 237,83                | 384,20                  | 118,65              |
| b Niaga Besar                     | 174,14                | 51,84                    | 42,60                   | 70,00                 | 39,64                   | 49,19               |
| IV Industri                       |                       |                          |                         |                       |                         |                     |
| a Industri Kecil                  | -                     | -                        | -                       | -                     | -                       | -                   |
| b Industri Besar                  | -                     | -                        | -                       | -                     | -                       | -                   |
| <b>Jumlah/Total</b>               | <b>16 806,02</b>      | <b>11 804,03</b>         | <b>5 315,60</b>         | <b>5 646,05</b>       | <b>4 561,18</b>         | <b>3 489,88</b>     |

Sumber: PDAM Kabupaten Kendal

Source: Water Supply Establishmenr

Halaman ini sengaja dikosongkan

<https://kendalkab.bps.go.id>



## The most potential bussines MANUFACTURING INDUSTRY

### SMB

Small  
Micro  
Bussines



16.326 unit



34.270 workers

### LMB

Large  
Medium  
Bussines



85 unit




23.089 workers

## 17,27%

the number of businesses /  
companies from the total non-  
agricultural business

## 26,58%

nonagricultural laborers work in this  
category



### THE MOST DOMINANT INDUSTRIAL ACTIVITY

# 7.653

Food and beverage  
industry



### **Penerbitan Izin Perusahaan**

Penyelenggaraan pelayanan izin gangguan, surat izin usaha perdagangan dan tanda daftar perusahaan, setiap perusahaan atau perorangan yang melakukan usaha perdagangan baik usaha kecil, usaha menengah, maupun usaha besar diwajibkan untuk melakukan perizinan melalui badan penanaman modal dan pelayanan terpadu satu pintu (BPMPTSP) sebagai alat atau bukti pengesahan dari usaha perdagangan yang dilakukan. Jumlah penertiban izin tanda daftar perusahaan oleh DPMPTSP pada tahun 2017 sebanyak 195 izin. Penerbitan izin terbanyak dalam pendaftaran perusahaan dalam bentuk PT (44,10 persen), CV (35,38 persen), dan sisanya untuk koperasi, perorangan, dan lainnya.

### **Pasar**

Jumlah pasar desa di Kabupaten Kendal tercatat sebanyak 24 unit. Pasar tersebut dikelola oleh pemerintah kabupaten, desa, pihak ketiga, dsb.

### **Pupuk**

Pupuk bersubsidi merupakan salah satu sarana produksi yang ketersediaan produknya disubsidi oleh pemerintah untuk petani. Pengadaan dan penyaluran pupuk bersubsidi diatur peraturan Menteri Perdagangan. Banyaknya pengadaan pupuk di Kabupaten Kendal sebesar 55.450 ton yang sebagian besar merupakan pupuk urea (50,28 persen).

### **Issuance of Company Permit**

*The implementation of service for disruption permits, trade business licenses and company registration lists, every company or individual who conducts trade business, either small business, medium business, or large business is obliged to make permits through investment and one-stop integrated services (BPMPTSP) as a tool or proof of endorsement from the trading business carried out. The number of regulating permits for company registration by DPMPTSP in 2017 was 195 permits. Issuance of the most permits in company registration in the form of PT (44.10 percent), CV (35.38 percent), and the rest for cooperatives, individuals, and others.*

### **Market**

*The number of village markets in Kendal Regency was 24 units. The market is managed by the district, village, third party, etc.*

### **Fertilizer**

*Subsidized fertilizer is one of the production facilities whose products are subsidized by the government for farmers. The procurement and distribution of subsidized fertilizer is regulated by the Minister of Trade regulations. The amount of fertilizer procurement in Kendal Regency is 55,450 tons, most of which is urea fertilizer (50.28 percent).*

**Tabel 7.1** Penerbitan Izin Tanda Daftar Perusahaan oleh Dinas Penanaman Modal dan Pelayanan Terpadu Satu Pintu, 2017  
**Table** *Number of Publishing Company Permit by The Local Office of Investment and One Door Integrated Service, 2017*

| <b>Tipe Badan Hukum</b><br><i>Type of Business Entity</i> | <b>Perseroan Terbatas</b> | <b>CV/Firma</b> | <b>Koperasi</b> | <b>Perorangan</b> | <b>Lainnya</b> |
|---|---------------------------|-----------------|-----------------|-------------------|----------------|
| (1)   | (2)                       | (3)             | (4)             | (5)               | (6)            |
| Januari   | 9                         | 5               | 1               | 3                 | -              |
| Februari  | 13                        | 9               | 2               | -                 | 1              |
| Maret   | 5                         | 21              | 1               | 4                 | 2              |
| April   | 8                         | 9               | 2               | 2                 | -              |
| Mei   | 6                         | 4               | 1               | 1                 | 2              |
| Juni  | 10                        | 2               | -               | 3                 | -              |
| Juli  | 9                         | 3               | -               | -                 | -              |
| Agustus   | -                         | -               | 1               | 4                 | -              |
| September   | 7                         | 2               | -               | -                 | -              |
| Oktober   | 6                         | 4               | -               | 6                 | -              |
| Nopember  | 9                         | 6               | -               | 2                 | 1              |
| Desember  | 4                         | 4               | -               | 1                 | -              |
| <b>Jumlah/Total</b>                                       | <b>86</b>                 | <b>69</b>       | <b>8</b>        | <b>26</b>         | <b>6</b>       |

Sumber: Dinas Penanaman Modal dan Pelayanan Terpadu Satu Pintu

Source: *Local Office of Investment and One Door Integrated Service*

**Tabel 7.2** Banyaknya Pasar Desa Kabupaten Kendal, 2017  
**Table** *Number of Traditional Market in Kendal, 2017*

| Kecamatan<br><i>Subdistrict</i> | Jumlah Pasar<br><i>Number of Traditional<br/>Market</i> | Status Pengelola<br><i>Organizer</i>  |
|---------------------------------|---|---------------------------------------|
| (1)                             | (2)   | (3)                                   |
| 1 Plantungan                    | 2   | Pemdes                                |
| 2 Sukorejo                      | 4   | 1 Kabupaten 3 Pemdes                  |
| 3 Pageruyung                    | -   | -                                     |
| 4 Patean                        | 3   | 1 BUMDes, 2 Pemdes                    |
| 5 Singorojo                     | 1   | Pemdes                                |
| 6 Limbangan                     | 4   | 3 Pemdes, 1 Masyarakat                |
| 7 Boja                          | 3   | Pemdes                                |
| 8 Kaliwungu                     | 2   | Pihak ketiga                          |
| 9 Kaliwungu Selatan             | -   | -                                     |
| 10 Brangsong                    | 2   | Pemdes                                |
| 11 Pegandon                     | 1   | Kabupaten/Pemda                       |
| 12 Ngampel                      | 2   | 1 Pemdes, 1 Pihak ketiga              |
| 13 Gemuh                        | 1   | Pemdes                                |
| 14 Ringinarum                   | 1   | Pihak ketiga                          |
| 15 Weleri                       | 2   | 1 Perorangan, 1 Pemdes                |
| 16 Rowosari                     | 4   | 2 BUMDes, 1 Pemdes, 1 Koperasi        |
| 17 Kangkung                     | 3   | 1 Karangtaruna, 1 Pemdes, 1 Paguyuban |
| 18 Cepiring                     | 3   | 1 Kabupaten, 2 Pemdes                 |
| 19 Patebon                      | 3   | Pemdes                                |
| 20 Kota Kendal                  | 3   | 2 Pemdes, 1 Kabuoaten                 |
| <b>Jumlah/ Total</b>            | <b>44</b>   |                                       |

Sumber: Dinas Pemberdayaan Masyarakat Desa

Source: *Rural Community Empowerment Office*

**Tabel 7.3** Banyaknya Pengadaan Pupuk Kabupaten Kendal, 2017  
**Table** *Supply Fertilizer in Kendal, 2017*

| Bulan<br>Month      | Jenis Pupuk/ Kind of Fertilizer |                 |                 |                  |
|---------------------|---------------------------------|-----------------|-----------------|------------------|
|                     | Urea<br>(ton)                   | SP 36<br>(ton)  | ZA<br>(ton)     | Phonska<br>(ton) |
| (1)                 | (2)                             | (3)             | (4)             | (5)              |
| Januari             | 1 650,00                        | 602,00          | 831,00          | 1 227,00         |
| Februari            | 1 768,00                        | 606,00          | 580,00          | 1 244,00         |
| Maret               | 2 079,00                        | 606,00          | 664,50          | 1 389,00         |
| April               | 2 593,00                        | 469,00          | 445,00          | 1 101,00         |
| Mei                 | 2 250,00                        | 27,00           | 920,00          | 974,00           |
| Juni                | 2 333,00                        | 312,50          | 715,50          | 852,50           |
| Juli                | 2 213,00                        | 619,00          | 922,00          | 1 139,00         |
| Agustus             | 1 431,00                        | 327,50          | 534,00          | 872,00           |
| September           | 2 419,00                        | 194,00          | 255,50          | 848,00           |
| Oktober             | 4 294,00                        | 584,00          | 701,50          | 1 799,00         |
| Nopember            | 2 573,50                        | 477,50          | 722,00          | 1 184,50         |
| Desember            | 2 276,50                        | 401,50          | 383,50          | 2 039,50         |
| <b>Jumlah/Total</b> | <b>27 880,00</b>                | <b>5 226,00</b> | <b>7 674,50</b> | <b>14 669,50</b> |

Sumber: Dinas Perdagangan

Source: Trading Office

# Tourism


## Of Kendal Regency



Curug Sewu  
86.405



New Tirto Arum  
31.365



Number of Visitor 2017



Sendang Sikucing  
49.604



Six Water Game  
46.612



Boja Swimming Pool  
46.612

## Pariwisata

Keberhasilan dalam bidang kepariwisataan dicerminkan dengan banyaknya arus kunjungan wisatawan ke daerah tersebut. Jumlah wisatawan yang datang di Kabupaten Kendal naik 5,98 persen.

Pendapatan dan pengunjung terbanyak ada pada obyek wisata Curug Sewu. Jumlah pengunjung di obyek wisata Curug Sewu selama tahun 2017 sebesar 86.405 orang dengan jumlah pendapatan sebesar 657.873 ribu rupiah. Pendapatan dari kendaraan parkir sebesar 182.332 ribu rupiah dari 14.143 kendaraan yang parkir.

Jumlah pengunjung di obyek wisata Sendang Sikucing selama tahun 2017 sebesar 49.604 orang dengan jumlah pendapatan sebesar 313.576 ribu rupiah.

Jumlah pengunjung di obyek wisata Kolam Renang Boja selama tahun 2017 sebesar 46.612 orang dengan jumlah pendapatan sebesar 417.646 ribu rupiah. Pendapatan dari kendaraan parkir sebesar 39.456 ribu rupiah dari 9.154 kendaraan yang parkir.

Jumlah pengunjung di obyek wisata Tirta Arum Baru selama tahun 2017 sebesar 31.365 orang dengan jumlah pendapatan sebesar 376.378 ribu rupiah. Pendapatan dari kendaraan parkir sebesar 55.021 ribu rupiah dari 25.716 kendaraan yang parkir.

## Tourism

*Success in the tourism sector is reflected by the large number of tourists visiting the area. The number of tourists coming in Kendal Regency rose 5.98 percent.*

*The most revenue and visitors are in Curug Sewu tourism objects. The number of visitors in Curug Sewu tourism in 2017 amounted to 86,405 people with a total income of 657,873 thousand rupiahs. Revenues from vehicle parking amounted to 182,332 thousand rupiahs from 14,143 vehicles parked.*

*The number of visitors in Sendang Sikucing tourism objects during 2017 was 49,604 people with total income of 313,576 thousand rupiahs.*

*The number of visitors in the Boja Swimming Pool tourism object during 2017 amounted to 46,612 people with a total income of 417,646 thousand rupiah. Revenue from parking vehicles amounted to 39,456 thousand rupiahs from 9,154 vehicles parked.*

*The number of visitors in the Tirta Arum Baru tourist attraction during 2017 amounted to 31,365 people with a total income of 376,378 thousand rupiah. Revenue from parking vehicles amounted to 55,021 thousand rupiahs from 25,716 vehicles parked.*

## TOURISM

Jumlah pengunjung di obyek wisata Six Water Game selama tahun 2017 sebesar 29.093 orang dengan jumlah pendapatan sebesar 123.885 ribu rupiah. Pendapatan dari kendaraan parkir sebesar 17.383 ribu rupiah dari 8.259 kendaraan yang parkir.

*The number of visitors in Six Water Game attractions during 2017 amounted to 29,093 people with a total income of 123,885 thousand rupiahs. Revenues from vehicle parking amounted to 17,383 thousand rupiahs from 8,259 vehicles parked.*

**Tabel 8.1** Jumlah Restoran/Rumah Makan Kecamatan di Kabupaten Kendal, 2016 dan 2017  
**Table 8.1** *Number of Restaurant by Subdistrict in Kendal Regency, 2016 and 2017*

| Kecamatan<br>Subdistrict | 2016      | 2017      |
|--------------------------|-----------|-----------|
| (1)                      | (2)       | (3)       |
| 1 Plantungan             | -         | -         |
| 2 Sukorejo               | 2         | 2         |
| 3 Pageruyung             | 1         | 1         |
| 4 Patean                 | 1         | 1         |
| 5 Singorojo              | 2         | 2         |
| 6 Limbangan              | 2         | 2         |
| 7 Boja                   | 7         | 7         |
| 8 Kaliwungu              | 9         | 9         |
| 9 Kaliwungu Selatan      | -         | -         |
| 10 Brangsong             | 4         | 4         |
| 11 Pegandon              | 1         | 1         |
| 12 Ngampel               | 1         | 1         |
| 13 Gemuh                 | 5         | 5         |
| 14 Ringinarum            | -         | -         |
| 15 Weleri                | 6         | 6         |
| 16 Rowosari              | 4         | 4         |
| 17 Kangkung              | 2         | 2         |
| 18 Cepiring              | 4         | 4         |
| 19 Patebon               | 4         | 4         |
| 20 Kota Kendal           | 12        | 12        |
| <b>Kendal</b>            | <b>67</b> | <b>67</b> |

Sumber: Dinas Kepemudaan, Olahraga, dan Pariwisata Kabupaten Kendal

Source: *Youth, Sports, and Tourism Service of Kendal*



**Tabel** 8.2 **Jumlah Wisatawan Mancanegara dan Domestik di Kabupaten Kendal, 2013–2017**  
**Table** 8.2 **Number of International and Domestic Visitors in Kendal Regency, 2013–2017**

| Tahun<br>Year | Wisatawan<br>Visitors        |                      | Jumlah<br>Total |
|---------------|------------------------------|----------------------|-----------------|
|               | Mancanegara<br>International | Domestic<br>Domestic |                 |
| (1)           | (2)                          | (3)                  | (4)             |
| 2013          | -                            | 161 000              | 161 000         |
| 2014          | -                            | 163 000              | 163 000         |
| 2015          | -                            | 164 106              | 164 106         |
| 2016          | -                            | 172 311              | 172 311         |
| 2017          | -                            | 182 611              | 182 611         |

Sumber: Dinas Kepemudaan, Olahraga, dan Pariwisata Kabupaten Kendal

Source: Youth, Sports, and Tourism Service of Kendal

**Tabel**  
**Table** 8.3

**Banyaknya Pengunjung dan Kendaraan Yang Parkir Di Obyek Wisata Curug Sewu, 2017**  
**Number of Visitor and Vehicle at Curug Sewu Waterfall in Kendal, 2017**

| Bulan<br>Month      | Wisatawan<br>Visitors        |                      |                 | Kendaraan<br>Vehicle     |   |                 |
|---------------------|------------------------------|----------------------|-----------------|--------------------------|---|-----------------|
|                     | Mancanegara<br>International | Domestic<br>Domestic | Jumlah<br>Total | Roda 2<br>Two<br>Wheeled | Roda 4/Bus<br>Four<br>Wheeled<br>and More | Jumlah<br>Total |
| (1)                 | (2)                          | (3)                  | (4)             | (5)                      | (6)                                       | (7)             |
| Januari             | -                            | 10 421               | 10 421          | 1 266                    | 271                                       | 1 537           |
| Februari            | -                            | 3 749                | 3 749           | 751                      | 170                                       | 921             |
| Maret               | -                            | 4 727                | 4 727           | -                        | 231                                       | 231             |
| April               | -                            | 6 921                | 6 921           | 1 427                    | 226                                       | 1 653           |
| Mei                 | -                            | 5 736                | 5 736           | 1 281                    | 244                                       | 1 525           |
| Juni                | -                            | 16 694               | 16 694          | 1 405                    | 266                                       | 1 671           |
| Juli                | -                            | 18 042               | 18 042          | 1 546                    | 341                                       | 1 887           |
| Agustus             | -                            | 5 268                | 5 268           | 921                      | 166                                       | 1 087           |
| September           | -                            | 3 373                | 3 373           | 790                      | 211                                       | 1 001           |
| Oktober             | -                            | 4 431                | 4 431           | 828                      | 159                                       | 987             |
| Nopember            | -                            | 3 904                | 3 904           | 711                      | 134                                       | 845             |
| Desember            | -                            | 3 139                | 3 139           | 624                      | 174                                       | 798             |
| <b>Jumlah/Total</b> | <b>0</b>                     | <b>86 405</b>        | <b>86 405</b>   | <b>11 550</b>            | <b>2 593</b>                              | <b>14 143</b>   |

Sumber: Dinas Kepemudaan, Olahraga, dan Pariwisata Kabupaten Kendal

Source: Youth, Sports, and Tourism Service of Kendal

**Tabel 8.4** Pendapatan Pengunjung dan Kendaraan Yang Parkir Di Obyek Wisata Curug Sewu, 2017  
**Table 8.4** Revenue of Visitor and Vehicle at Curug Sewu Waterfall in Kendal, 2017

| Bulan<br>Month      | Pendapatan Wisatawan<br>Revenue From Visitors |                                 |                            | Pendapatan Kendaraan<br>Revenue From Vehicle<br>(000,-) |                     |                 |
|---------------------|---|---------------------------------|----------------------------|---|---------------------|-----------------|
|                     | Mancanegara<br>International<br>(000,-)       | Domestic<br>Domestic<br>(000,-) | Jumlah<br>Total<br>(000,-) | Parkir<br>Parking                                       | Lain-Lain<br>Others | Jumlah<br>Total |
| (1)                 | (2)   | (3)                             | (4)                        | (5)   | (6)                 | (7)             |
| Januari             | -   | 83 705                          | 83 705                     | 1 807   | 22 169              | 23 976          |
| Februari            | -   | 22 777                          | 22 777                     | 1 091   | 7 945               | 9 036           |
| Maret               | -   | 27 737                          | 27 737                     | 1 243   | 9 557               | 10 800          |
| April               | -   | 44 231                          | 44 231                     | 1 879   | 13 080              | 14 959          |
| Mei                 | -   | 35 854                          | 35 854                     | 1 769   | 9 403               | 11 172          |
| Juni                | -   | 159 651                         | 159 651                    | 1 937   | 31 194              | 33 131          |
| Juli                | -   | 158 179                         | 158 179                    | 2 228   | 35 680              | 37 908          |
| Agustus             | -   | 33 188                          | 33 188                     | 1 253   | 7 332               | 8 585           |
| September           | -   | 20 925                          | 20 925                     | 1 212   | 9 728               | 10 940          |
| Oktober             | -   | 28 101                          | 28 101                     | 1 146   | 9 139               | 10 285          |
| Nopember            | -   | 24 456                          | 24 456                     | 979   | 4 126               | 5 105           |
| Desember            | -   | 19 069                          | 19 069                     | 972   | 5 463               | 6 435           |
| <b>Jumlah/Total</b> | <b>0</b>                                      | <b>657 873</b>                  | <b>657 873</b>             | <b>17 516</b>   | <b>164 816</b>      | <b>182 332</b>  |

Sumber: Dinas Kepemudaan, Olahraga, dan Pariwisata Kabupaten Kendal

Source: Youth, Sports, and Tourism Service of Kendal

**Tabel 8.5** Banyaknya Pengunjung dan Kendaraan Yang Parkir Di Obyek Wisata Sendang Sikucing, 2017  
**Table 8.5** *Number of Visitor and Vehicle at Sendang Sikucing Beach in Kendal, 2017*

| Bulan<br>Month      | Wisatawan<br>Visitors        |                      |                 | Kendaraan<br>Vehicle     |   |                 |
|---------------------|------------------------------|----------------------|-----------------|--------------------------|---|-----------------|
|                     | Mancanegara<br>International | Domestic<br>Domestic | Jumlah<br>Total | Roda 2<br>Two<br>Wheeled | Roda 4/Bus<br>Four<br>Wheeled<br>and More | Jumlah<br>Total |
| (1)                 | (2)                          | (3)                  | (4)             | (5)                      | (6)                                       | (7)             |
| Januari             | -                            | 14 691               | 14 691          | -                        | -   | 0               |
| Februari            | -                            | 2 179                | 2 179           | -                        | -   | 0               |
| Maret               | -                            | 2 482                | 2 482           | -                        | -   | 0               |
| April               | -                            | 2 825                | 2 825           | -                        | -   | 0               |
| Mei                 | -                            | 3 612                | 3 612           | -                        | -   | 0               |
| Juni                | -                            | 236                  | 236             | -                        | -   | 0               |
| Juli                | -                            | 14 129               | 14 129          | -                        | -   | 0               |
| Agustus             | -                            | 1 662                | 1 662           | -                        | -   | 0               |
| September           | -                            | 1 774                | 1 774           | -                        | -   | 0               |
| Oktober             | -                            | 2 694                | 2 694           | -                        | -   | 0               |
| Nopember            | -                            | 1 630                | 1 630           | -                        | -   | 0               |
| Desember            | -                            | 1 690                | 1 690           | -                        | -   | 0               |
| <b>Jumlah/Total</b> | <b>0</b>                     | <b>49 604</b>        | <b>49 604</b>   | <b>0</b>                 | <b>0</b>                                  | <b>0</b>        |

Sumber: Dinas Kepemudaan, Olahraga, dan Pariwisata Kabupaten Kendal

Source: Youth, Sports, and Tourism Service of Kendal

**Tabel 8.6** Pendapatan Pengunjung dan Kendaraan Yang Parkir Di Obyek Wisata Sendang Sikucing, 2017  
**Table 8.6** Revenue of Visitor and Vehicle at Sendang Sikucing Beach in Kendal, 2017

| Bulan<br>Month      | Pendapatan Wisatawan<br>Revenue From Visitors |                                 |                            | Pendapatan Kendaraan<br>Revenue From Vehicle<br>(000,-) |                     |                 |
|---------------------|---|---------------------------------|----------------------------|---|---------------------|-----------------|
|                     | Mancanegara<br>International<br>(000,-)       | Domestic<br>Domestic<br>(000,-) | Jumlah<br>Total<br>(000,-) | Parkir<br>Parking                                       | Lain-Lain<br>Others | Jumlah<br>Total |
| (1)                 | (2)   | (3)                             | (4)                        | (5)   |                     |                 |
| Januari             | -   | 86 453                          | 86 453                     | -   | -                   | 0               |
| Februari            | -   | 12 587                          | 12 587                     | -   | -                   | 0               |
| Maret               | -   | 15 724                          | 15 724                     | -   | -                   | 0               |
| April               | -   | 16 963                          | 16 963                     | -   | -                   | 0               |
| Mei                 | -   | 21 702                          | 21 702                     | -   | -                   | 0               |
| Juni                | -   | 1 322                           | 1 322                      | -   | -                   | 0               |
| Juli                | -   | 103 399                         | 103 399                    | -   | -                   | 0               |
| Agustus             | -   | 9 706                           | 9 706                      | -   | -                   | 0               |
| September           | -   | 10 322                          | 10 322                     | -   | -                   | 0               |
| Oktober             | -   | 15 776                          | 15 776                     | -   | -                   | 0               |
| Nopember            | -   | 9 558                           | 9 558                      | -   | -                   | 0               |
| Desember            | -   | 10 064                          | 10 064                     | -   | -                   | 0               |
| <b>Jumlah/Total</b> | <b>0</b>                                      | <b>313 576</b>                  | <b>313 576</b>             | <b>0</b>  | <b>0</b>            | <b>0</b>        |

Sumber: Dinas Kepemudaan, Olahraga, dan Pariwisata Kabupaten Kendal

Source: Youth, Sports, and Tourism Service of Kendal

**Tabel 8.7** Banyaknya Pengunjung dan Kendaraan Yang Parkir Di Obyek Wisata Kolam Renang Boja, 2017  
**Table 8.7** *Number of Visitor and Vehicle at Boja Swimming Pool in Kendal, 2017*

| Bulan<br>Month      | Wisatawan<br>Visitors        |                      |                 | Kendaraan<br>Vehicle     |   |                 |
|---------------------|------------------------------|----------------------|-----------------|--------------------------|---|-----------------|
|                     | Mancanegara<br>International | Domestic<br>Domestic | Jumlah<br>Total | Roda 2<br>Two<br>Wheeled | Roda 4/Bus<br>Four<br>Wheeled<br>and More | Jumlah<br>Total |
| (1)                 | (2)                          | (3)                  | (4)             | (5)                      | (6)                                       | (7)             |
| Januari             | -                            | 4 585                | 4 585           | -                        | -   | 0               |
| Februari            | -                            | 4 353                | 4 353           | 657                      | 44  | 701             |
| Maret               | -                            | 4 136                | 4 136           | 845                      | 85  | 930             |
| April               | -                            | 4 909                | 4 909           | 1 050                    | 120                                       | 1 170           |
| Mei                 | -                            | 4 448                | 4 448           | 895                      | 70  | 965             |
| Juni                | -                            | 3 139                | 3 139           | 350                      | 80  | 430             |
| Juli                | -                            | 6 282                | 6 282           | 870                      | 75  | 945             |
| Agustus             | -                            | 2 905                | 2 905           | 440                      | 40  | 480             |
| September           | -                            | 3 139                | 3 139           | 845                      | 70  | 915             |
| Oktober             | -                            | 3 526                | 3 526           | 815                      | 65  | 880             |
| Nopember            | -                            | 1 991                | 1 991           | 690                      | 63  | 753             |
| Desember            | -                            | 3 199                | 3 199           | 895                      | 90  | 985             |
| <b>Jumlah/Total</b> | <b>0</b>                     | <b>46 612</b>        | <b>46 612</b>   | <b>8 352</b>             | <b>802</b>                                | <b>9 154</b>    |

Sumber: Dinas Kepemudaan, Olahraga, dan Pariwisata Kabupaten Kendal

Source: Youth, Sports, and Tourism Service of Kendal

**Tabel 8.8** Pendapatan Pengunjung dan Kendaraan Yang Parkir Di Obyek Wisata Kolam Renang Boja, 2017  
**Table 8.8** Revenue of Visitor and Vehicle at Boja Swimming Pool in Kendal, 2017

| Bulan<br>Month      | Pendapatan Wisatawan<br>Revenue From Visitors |                                 |                            | Pendapatan Kendaraan<br>Revenue From Vehicle<br>(000,-) |                     |                 |
|---------------------|---|---------------------------------|----------------------------|---|---------------------|-----------------|
|                     | Mancanegara<br>International<br>(000,-)       | Domestic<br>Domestic<br>(000,-) | Jumlah<br>Total<br>(000,-) | Parkir<br>Parking                                       | Lain-Lain<br>Others | Jumlah<br>Total |
| (1)                 | (2)   | (3)                             | (4)                        | (5)   |                     |                 |
| Januari             | -   | 43 147                          | 43 147                     | -   | -                   | 0               |
| Februari            | -   | 38 295                          | 38 295                     | 745   | 19 000              | 19 745          |
| Maret               | -   | 36 254                          | 36 254                     | 1 015   | 1 000               | 2 015           |
| April               | -   | 44 443                          | 44 443                     | 1 290   | 3 500               | 4 790           |
| Mei                 | -   | 38 342                          | 38 342                     | 1 035   | 5 000               | 6 035           |
| Juni                | -   | 31 114                          | 31 114                     | 510   | -                   | 510             |
| Juli                | -   | 54 750                          | 54 750                     | 1 020   | -                   | 1 020           |
| Agustus             | -   | 25 252                          | 25 252                     | 520   | -                   | 520             |
| September           | -   | 28 510                          | 28 510                     | 985   | -                   | 985             |
| Oktober             | -   | 31 666                          | 31 666                     | 945   | 1 000               | 1 945           |
| Nopember            | -   | 17 420                          | 17 420                     | 816   | -                   | 816             |
| Desember            | -   | 28 453                          | 28 453                     | 1 075   | -                   | 1 075           |
| <b>Jumlah/Total</b> | <b>0</b>                                      | <b>417 646</b>                  | <b>417 646</b>             | <b>9 956</b>  | <b>29 500</b>       | <b>39 456</b>   |

Sumber: Dinas Kepemudaan, Olahraga, dan Pariwisata Kabupaten Kendal

Source: Youth, Sports, and Tourism Service of Kendal

**Tabel 8.9** Banyaknya Pengunjung dan Kendaraan Yang Parkir Di Obyek Wisata Tirta Arum Baru, 2017  
**Table** *Number of Visitor and Vehicle at New Tito Arum in Kendal, 2017*

| Bulan<br>Month      | Wisatawan<br>Visitors        |                      |                 | Kendaraan<br>Vehicle     |   |                 |
|---------------------|------------------------------|----------------------|-----------------|--------------------------|---|-----------------|
|                     | Mancanegara<br>International | Domestic<br>Domestic | Jumlah<br>Total | Roda 2<br>Two<br>Wheeled | Roda 4/Bus<br>Four<br>Wheeled<br>and More | Jumlah<br>Total |
| (1)                 | (2)                          | (3)                  | (4)             | (5)                      | (6)                                       | (7)             |
| Januari             | -                            | 2 053                | 2 053           | 1 216                    | 437                                       | 1 653           |
| Februari            | -                            | 1 704                | 1 704           | 1 090                    | 244                                       | 1 334           |
| Maret               | -                            | 5 029                | 5 029           | 3 493                    | 536                                       | 4 029           |
| April               | -                            | 4 355                | 4 355           | 3 492                    | 463                                       | 3 955           |
| Mei                 | -                            | 3 345                | 3 345           | 2 081                    | 323                                       | 2 404           |
| Juni                | -                            | 2 534                | 2 534           | 1 830                    | 234                                       | 2 064           |
| Juli                | -                            | 3 725                | 3 725           | 2 940                    | 317                                       | 3 257           |
| Agustus             | -                            | 1 939                | 1 939           | 1 527                    | 212                                       | 1 739           |
| September           | -                            | 1 727                | 1 727           | 1 229                    | 198                                       | 1 427           |
| Oktober             | -                            | 1 593                | 1 593           | 1 291                    | 202                                       | 1 493           |
| Nopember            | -                            | 1 141                | 1 141           | 727                      | 214                                       | 941             |
| Desember            | -                            | 2 220                | 2 220           | 1 211                    | 209                                       | 1 420           |
| <b>Jumlah/Total</b> | <b>0</b>                     | <b>31 365</b>        | <b>31 365</b>   | <b>22 127</b>            | <b>3 589</b>                              | <b>25 716</b>   |

Sumber: Dinas Kepemudaan, Olahraga, dan Pariwisata Kabupaten Kendal

Source: Youth, Sports, and Tourism Service of Kendal



**Tabel 8.10** Pendapatan Pengunjung dan Kendaraan Yang Parkir Di Obyek Wisata Tirta Arum Baru, 2017  
**Table 8.10** Revenue of Visitor and Vehicle at New Tirta Arum in Kendal, 2017

| Bulan<br>Month      | Pendapatan Wisatawan<br>Revenue From Visitors |                                 |                            | Pendapatan Kendaraan<br>Revenue From Vehicle<br>(000,-) |                     |                 |
|---------------------|---|---------------------------------|----------------------------|---|---------------------|-----------------|
|                     | Mancanegara<br>International<br>(000,-)       | Domestic<br>Domestic<br>(000,-) | Jumlah<br>Total<br>(000,-) | Parkir<br>Parking                                       | Lain-Lain<br>Others | Jumlah<br>Total |
| (1)                 | (2)   | (3)                             | (4)                        | (5)   |                     |                 |
| Januari             | -   | 24 636                          | 24 636                     | 3 743   | -                   | 3 743           |
| Februari            | -   | 20 448                          | 20 448                     | 2 912   | -                   | 2 912           |
| Maret               | -   | 60 348                          | 60 348                     | 8 594   | -                   | 8 594           |
| April               | -   | 52 260                          | 52 260                     | 8 373   | -                   | 8 373           |
| Mei                 | -   | 40 140                          | 40 140                     | 5 131   | -                   | 5 131           |
| Juni                | -   | 30 408                          | 30 408                     | 4 362   | -                   | 4 362           |
| Juli                | -   | 44 700                          | 44 700                     | 6 831   | -                   | 6 831           |
| Agustus             | -   | 23 268                          | 23 268                     | 3 690   | -                   | 3 690           |
| September           | -   | 20 724                          | 20 724                     | 3 052   | -                   | 3 052           |
| Oktober             | -   | 19 116                          | 19 116                     | 3 188   | -                   | 3 188           |
| Nopember            | -   | 13 690                          | 13 690                     | 2 096   | -                   | 2 096           |
| Desember            | -   | 26 640                          | 26 640                     | 3 049   | -                   | 3 049           |
| <b>Jumlah/Total</b> | <b>0</b>                                      | <b>376 378</b>                  | <b>376 378</b>             | <b>55 021</b>   | <b>0</b>            | <b>55 021</b>   |

Sumber: Dinas Kepemudaan, Olahraga, dan Pariwisata Kabupaten Kendal

Source: Youth, Sports, and Tourism Service of Kendal

**Tabel 8.11** Banyaknya Pengunjung dan Kendaraan Yang Parkir Di Obyek Wisata Six Water Game, 2017  
**Table 8.11** *Number of Visitor and Vehicle at Six Water Game in Kendal, 2017*

| Bulan<br>Month      | Wisatawan<br>Visitors        |                      |                 | Kendaraan<br>Vehicle     |   |                 |
|---------------------|------------------------------|----------------------|-----------------|--------------------------|---|-----------------|
|                     | Mancanegara<br>International | Domestic<br>Domestic | Jumlah<br>Total | Roda 2<br>Two<br>Wheeled | Roda 4/Bus<br>Four<br>Wheeled<br>and More | Jumlah<br>Total |
| (1)                 | (2)                          | (3)                  | (4)             | (5)                      | (6)                                       | (7)             |
| Januari             | -                            | 3 224                | 3 224           | 740                      | 116                                       | 856             |
| Februari            | -                            | 2 538                | 2 538           | 643                      | 49  | 692             |
| Maret               | -                            | 2 936                | 2 936           | 735                      | 70  | 805             |
| April               | -                            | 2 007                | 2 007           | 460                      | 60  | 520             |
| Mei                 | -                            | 2 553                | 2 553           | 607                      | 64  | 671             |
| Juni                | -                            | 1 794                | 1 794           | 562                      | 118                                       | 680             |
| Juli                | -                            | 2 022                | 2 022           | 738                      | 138                                       | 876             |
| Agustus             | -                            | 1 584                | 1 584           | 357                      | 42  | 399             |
| September           | -                            | 2 514                | 2 514           | 722                      | 54  | 776             |
| Oktober             | -                            | 2 835                | 2 835           | 634                      | 56  | 690             |
| Nopember            | -                            | 1 980                | 1 980           | 481                      | 35  | 516             |
| Desember            | -                            | 3 106                | 3 106           | 715                      | 63  | 778             |
| <b>Jumlah/Total</b> | <b>0</b>                     | <b>29 093</b>        | <b>29 093</b>   | <b>7 394</b>             | <b>865</b>                                | <b>8 259</b>    |

Sumber: Dinas Kepemudaan, Olahraga, dan Pariwisata Kabupaten Kendal

Source: Youth, Sports, and Tourism Service of Kendal

**Tabel 8.12** Pendapatan Pengunjung dan Kendaraan Yang Parkir Di Obyek Wisata Six Water Game, 2017  
**Table** *Revenue of Visitor and Vehicle at Six Water Game in Kendal, 2017*

| Bulan<br>Month      | Pendapatan Wisatawan<br>Revenue From Visitors |                                 |                            | Pendapatan Kendaraan<br>Revenue From Vehicle<br>(000,-) |                     |                 |
|---------------------|---|---------------------------------|----------------------------|---|---------------------|-----------------|
|                     | Mancanegara<br>International<br>(000,-)       | Domestic<br>Domestic<br>(000,-) | Jumlah<br>Total<br>(000,-) | Parkir<br>Parking                                       | Lain-Lain<br>Others | Jumlah<br>Total |
| (1)                 | (2)   | (3)                             | (4)                        | (5)   |                     |                 |
| Januari             | -   | 12 840                          | 12 840                     | 1 828   | -                   | 1 828           |
| Februari            | -   | 10 380                          | 10 380                     | 1 433   | -                   | 1 433           |
| Maret               | -   | 12 075                          | 12 075                     | 1 680   | -                   | 1 680           |
| April               | -   | 7 800                           | 7 800                      | 1 100   | -                   | 1 100           |
| Mei                 | -   | 10 065                          | 10 065                     | 1 406   | -                   | 1 406           |
| Juni                | -   | 10 200                          | 10 200                     | 1 478   | -                   | 1 478           |
| Juli                | -   | 13 140                          | 13 140                     | 1 890   | -                   | 1 890           |
| Agustus             | -   | 5 985                           | 5 985                      | 840   | -                   | 840             |
| September           | -   | 11 640                          | 11 640                     | 1 606   | -                   | 1 606           |
| Oktober             | -   | 10 350                          | 10 350                     | 1 436   | -                   | 1 436           |
| Nopember            | -   | 7 740                           | 7 740                      | 1 067   | -                   | 1 067           |
| Desember            | -   | 11 670                          | 11 670                     | 1 619   | -                   | 1 619           |
| <b>Jumlah/Total</b> | <b>0</b>                                      | <b>123 885</b>                  | <b>123 885</b>             | <b>17 383</b>   | <b>0</b>            | <b>17 383</b>   |

Sumber: Dinas Kepemudaan, Olahraga, dan Pariwisata Kabupaten Kendal

Source: Youth, Sports, and Tourism Service of Kendal

# Transportation and Communication Of Kendal Regency

## NUMBER OF LAND TRANSPORTATION 2017



705



129




2.064



610

Although it continued to decline, becak became the largest number of fleets compared to other fleets. The number of pedicabs in 2017 reached 2,064, which hung on 43 bases.



## NUMBER OF LAND TRANSPORTATION

### Angkutan Darat

Penumpang yang turun dan berangkat di Terminal Boja paling banyak dibanding keempat terminal lainnya. Jumlah penumpang turun sebanyak 716.545 orang dan jumlah penumpang berangkat sebanyak 644.120 orang. Rata-rata penumpang yang turun dan berangkat di terminal ini sebanyak 23.476 dan 21.102 orang tiap harinya. Banyaknya penumpang yang ada di terminal Boja karena Boja merupakan salah satu kecamatan besar di Kabupaten Kendal yang mempunyai akses langsung ke Semarang sehingga mobilitas penumpang menjadi tinggi.

Jumlah armada angkutan darat selain rel mengalami kenaikan sebanyak 7,73 persen dibanding tahun sebelumnya seiring dengan perbaikan infrastruktur di Kabupaten Kendal. Walaupun terus mengalami penurunan, tetapi becak menjadi angkutan dengan jumlah armada terbanyak dibanding armada lainnya. Jumlah becak pada tahun 2017 mencapai 2.064 buah yang mangkal di 43 pangkalan.

### Pos dan Giro

Pendapatan pada PT Pos dan Giro Kabupaten Kendal selama pada tahun 2017 adalah 11.522.510.000 rupiah. Naiknya pendapatan perusahaan plat merah ini karena banyaknya fitur pelayanan baru di PT Pos dan Giro seperti *cash to account* dan *post pay*.

### Land Transportation

*Passengers who descend and depart at the Boja Terminal are at most compared to the other four terminals. The number of passengers dropped by 716,545 people and the number of passengers departed as many as 644,120 people. The average passenger who descends and departs at this terminal is 23,476 and 21,102 people per day. The number of passengers in the terminal is Boja because Boja is one of the major sub-districts in Kendal Regency which has direct access to Semarang so that passenger mobility is high.*

*The number of land transport fleets other than rail has increased by 7.73 percent over the previous year in line with the improvement of infrastructure in Kendal Regency. Although it continued to decline, becak became the largest number of fleets compared to other fleets. The number of pedicabs in 2017 reached 2,064, which hung on 43 bases.*

### Post and Giro

*Revenue at Kendal Regency Pos and Giro for 2017 was 11,522,510,000 rupiah. The increase in the company's revenue is due to the many new service features in PT Pos and Giro such as cash to account and post pay.*

## 9.1 TRANSPORTASI/TRANSPORTATION

**Tabel 9.1.1** Banyaknya Penumpang Angkutan Umum Di Terminal Kendal, 2017  
**Table** *Number of Passenger at Terminals Kendal, 2017*

|                     | Kecamatan<br>Subdistrict | Penumpang     |               | Rata-rata Tiap Hari |            |
|---------------------|--------------------------|---------------|---------------|---------------------|------------|
|                     |                          | Turun         | Berangkat     | Turun               | Berangkat  |
|                     | (1)                      | (2)           | (3)           | (4)                 | (5)        |
| 1                   | Januari                  | 832           | 1 664         | 27                  | 54         |
| 2                   | Februari                 | 744           | 1 488         | 26                  | 51         |
| 3                   | Maret                    | 856           | 1 712         | 28                  | 55         |
| 4                   | April                    | 776           | 1 552         | 26                  | 52         |
| 5                   | Mei                      | 810           | 1 620         | 26                  | 52         |
| 6                   | Juni                     | 742           | 1 492         | 25                  | 50         |
| 7                   | Juli                     | 1 024         | 2 048         | 33                  | 66         |
| 8                   | Agustus                  | 1 080         | 2 160         | 35                  | 70         |
| 9                   | September                | 980           | 1 960         | 33                  | 65         |
| 10                  | Oktober                  | 1 800         | 3 600         | 58                  | 116        |
| 11                  | November                 | 1 750         | 3 500         | 58                  | 117        |
| 12                  | Desember                 | 1 710         | 3 420         | 55                  | 110        |
| <b>Jumlah/Total</b> |                          | <b>13 104</b> | <b>26 216</b> | <b>429</b>          | <b>858</b> |

Sumber: Dinas Perhubungan  
 Source: *Transportation Office*

**Tabel 9.1.2 Banyaknya Penumpang Angkutan Umum Di Terminal Weleri, 2017**  
**Table Number of Passenger at Terminals Weleri, 2017**

|                     | Kecamatan<br>Subdistrict | Penumpang      |                | Rata-rata Tiap Hari |               |
|---------------------|--------------------------|----------------|----------------|---------------------|---------------|
|                     |                          | Turun          | Berangkat      | Turun               | Berangkat     |
|                     | (1)                      | (2)            | (3)            | (4)                 | (5)           |
| 1                   | Januari                  | 33 336         | 2 780          | 1 075               | 90            |
| 2                   | Februari                 | 28 890         | 19 260         | 996                 | 664           |
| 3                   | Maret                    | 29 321         | 24 452         | 946                 | 789           |
| 4                   | April                    | 33 336         | 22 224         | 1 111               | 741           |
| 5                   | Mei                      | 40 856         | 35 245         | 1 318               | 1 137         |
| 6                   | Juni                     | 39 545         | 33 886         | 1 318               | 1 130         |
| 7                   | Juli                     | 37 884         | 32 472         | 1 222               | 1 047         |
| 8                   | Agustus                  | 39 501         | 33 858         | 1 274               | 1 092         |
| 9                   | September                | 36 897         | 31 626         | 1 230               | 1 054         |
| 10                  | Oktober                  | 36 330         | 31 140         | 1 172               | 1 005         |
| 11                  | November                 | 28 062         | 18 708         | 935                 | 624           |
| 12                  | Desember                 | 33 650         | 20 125         | 1 085               | 649           |
| <b>Jumlah/Total</b> |                          | <b>417 608</b> | <b>305 776</b> | <b>13 684</b>       | <b>10 021</b> |

Sumber: Dinas Perhubungan

Source: Transportation Office

**Tabel 9.1.3 Banyaknya Penumpang Angkutan Umum Di Terminal Boja, 2017**  
**Table Number of Passenger at Terminals Boja, 2017**

| Kecamatan<br>Subdistrict | Penumpang      |                | Rata-rata Tiap Hari |               |
|--------------------------|----------------|----------------|---------------------|---------------|
|                          | Turun          | Berangkat      | Turun               | Berangkat     |
| (1)                      | (2)            | (3)            | (4)                 | (5)           |
| 1 Januari                | 64 740         | 51 792         | 2 088               | 1 671         |
| 2 Februari               | 46 932         | 35 199         | 1 618               | 1 214         |
| 3 Maret                  | 51 732         | 38 799         | 1 669               | 1 252         |
| 4 April                  | 49 752         | 37 314         | 1 658               | 1 244         |
| 5 Mei                    | 51 168         | 38 376         | 1 651               | 1 238         |
| 6 Juni                   | 67 590         | 45 060         | 2 253               | 1 502         |
| 7 Juli                   | 89 049         | 67 914         | 2 873               | 2 191         |
| 8 Agustus                | 68 367         | 48 351         | 2 205               | 1 560         |
| 9 September              | 70 380         | 83 285         | 2 346               | 2 776         |
| 10 Oktober               | 55 980         | 59 900         | 1 806               | 1 932         |
| 11 November              | 51 145         | 62 985         | 1 705               | 2 100         |
| 12 Desember              | 49 710         | 75 145         | 1 604               | 2 424         |
| <b>Jumlah/Total</b>      | <b>716 545</b> | <b>644 120</b> | <b>23 476</b>       | <b>21 102</b> |

Sumber: Dinas Perhubungan

Source: Transportation Office



## Banyaknya Penumpang Angkutan Umum Di Terminal Sukorejo,

Tabel 9.1.4 2017

Table Number of Passenger at Terminals Sukorejo, 2017

| Kecamatan<br>Subdistrict | Penumpang      |                | Rata-rata Tiap Hari |               |
|--------------------------|----------------|----------------|---------------------|---------------|
|                          | Turun          | Berangkat      | Turun               | Berangkat     |
| (1)                      | (2)            | (3)            | (4)                 | (5)           |
| 1 Januari                | 54 428         | 59 510         | 1 756               | 1 920         |
| 2 Februari               | 49 060         | 53 520         | 1 692               | 1 846         |
| 3 Maret                  | 54 250         | 59 168         | 1 750               | 1 909         |
| 4 April                  | 24 255         | 26 460         | 809                 | 882           |
| 5 Mei                    | 18 179         | 19 827         | 586                 | 640           |
| 6 Juni                   | 16 786         | 18 312         | 560                 | 610           |
| 7 Juli                   | 18 776         | 20 478         | 606                 | 661           |
| 8 Agustus                | 19 312         | 21 062         | 623                 | 679           |
| 9 September              | 17 589         | 19 188         | 586                 | 640           |
| 10 Oktober               | 18 756         | 20 456         | 605                 | 660           |
| 11 November              | 18 678         | 20 376         | 623                 | 679           |
| 12 Desember              | 19 325         | 16 426         | 623                 | 530           |
| <b>Jumlah/Total</b>      | <b>329 394</b> | <b>354 783</b> | <b>10 818</b>       | <b>11 654</b> |

Sumber: Dinas Perhubungan

Source: Transportation Office

Banyak Kendaraan Yang Diuji Menurut Jenis dan Sifat di

**Tabel 9.1.5** Kabupaten Kendal, 2017

**Table** Number of Vehicle Tested by DLLAJR in Kendal, 2017

| Kecamatan<br>Subdistrict | Penumpang |          | Bus        |            | Mobil Barang |              |
|--------------------------|-----------|----------|------------|------------|--------------|--------------|
|                          | Passenger |          | Bus        |            | Baggage Car  |              |
|                          | U         | TU       | U          | TU         | U            | TU           |
| (1)                      | (2)       | (3)      | (4)        | (5)        | (4)          | (5)          |
| 1 Januari                | 10        | -        | 84         | 12         | 196          | 573          |
| 2 Februari               | -         | -        | 69         | 18         | 198          | 620          |
| 3 Maret                  | 18        | -        | 71         | 10         | 247          | 596          |
| 4 April                  | 4         | -        | 58         | 20         | 195          | 625          |
| 5 Mei                    | 1         | -        | 108        | 18         | 252          | 769          |
| 6 Juni                   | 1         | -        | 66         | 12         | 155          | 483          |
| 7 Juli                   | -         | -        | 89         | 16         | 221          | 716          |
| 8 Agustus                | 8         | -        | 78         | 27         | 233          | 756          |
| 9 September              | 18        | -        | 56         | 13         | 212          | 635          |
| 10 Oktober               | 2         | -        | 78         | 21         | 216          | 770          |
| 11 November              | -         | -        | 103        | 13         | 206          | 787          |
| 12 Desember              | 1         | -        | 67         | 18         | 156          | 598          |
| <b>Jumlah/Total</b>      | <b>63</b> | <b>0</b> | <b>927</b> | <b>198</b> | <b>2 487</b> | <b>7 928</b> |

Sumber: Dinas Perhubungan

Source: Transportation Office

Catatan: U : Umum/ Public

TU : Tidak Umum/ Non Public

**Tabel 9.1.6** Jumlah Armada Angkutan Darat Selain Angkutan Rel, 2017  
**Table** *Number of Land Transportation Besides rail Transportation, 2017*

|                     | Komoditas<br><i>Commodities</i> | Jumlah Armada |              |               |               |
|---------------------|---------------------------------|---------------|--------------|---------------|---------------|
|                     |                                 | 2014          | 2015         | 2016          | 2017          |
|                     |                                 | (1)           | (2)          | (3)           | (4)           |
| 1                   | Mobil Penumpang Umum            | 705           | 705          | 705           | 705           |
| 2                   | Bus                             | 129           | 129          | 129           | 129           |
| 3                   | Becak                           | 2 590         | 2 341        | 2 172         | 2 064         |
| 4                   | Delman/Bendi                    | 703           | 696          | 672           | 610           |
| 5                   | Truk                            | -             | -            | -             | -             |
| 6                   | Gerobak Barang                  | -             | -            | -             | -             |
| <b>Jumlah/Total</b> |                                 | <b>4 127</b>  | <b>3 871</b> | <b>10 818</b> | <b>11 654</b> |

Sumber: Dinas Perhubungan

Source: *Transportation Office*

**Tabel 9.1.7** Jumlah Muatan dan Angkutan Sungai, Danau, dan Penyeberangan, 2017  
**Table 9.1.7** Number of Charge and River, Lake, and Crossing Transportation, 2017

|                                     | Komoditas<br>Commodities                     | Jumlah Armada |               |
|-------------------------------------|--|---------------|---------------|
|                                     |  | 2016          | 2017          |
|                                     | (1)  | (2)           | (3)           |
| <b>Jumlah Armada</b>                |  | <b>2</b>      | <b>2</b>      |
| 1                                   | Jasa Angkutan Sungai dan Danau               | -             | -             |
| 2                                   | Jasa Angkutan Penyeberangan                  | 2             | 2             |
| <b>Jumlah Penumpang Yang Naik</b>   |  | <b>9 932</b>  | <b>21 276</b> |
| 1                                   | Kelas Bisnis : Dewasa                        | 3 401         | 11 773        |
| 2                                   | Kelas Bisnis : Anak                          | 650           | 2 080         |
| 3                                   | Kelas Ekonomi : Dewasa                       | 5 281         | 6 419         |
| 4                                   | Kelas Ekonomi : Anak                         | 600           | 1 004         |
| <b>Jumlah Kendaraan Yang Dimuat</b> |  | <b>1 044</b>  | <b>2 429</b>  |
| 1                                   | Golongan I (Sepeda)                          | -             | -             |
| 2                                   | Golongan II (Sepeda Motor)                   | 112           | 773           |
| 3                                   | Golongan III (Sepeda Motor >500cc)           | -             | -             |
| 4                                   | Golongan IV (Angkutan Penumpang : Mini Bus)  | 106           | 363           |
| 5                                   | Golongan IV (Angkutan Barang : Pick Up)      | 48            | 56            |
| 6                                   | Golongan V (Angkutan Penumpang : Bus Sedang) | 19            | 10            |
| 7                                   | Golongan V (Angkutan Barang : Truk Sedang)   | 71            | 236           |
| 8                                   | Golongan VI (Angkutan Penumpang : Bus Besar) | 80            | 40            |
| 9                                   | Golongan VI (Angkutan Barang : Truk Besar)   | 516           | 806           |
| 10                                  | Golongan VII (Tronton)                       | 79            | 109           |
| 11                                  | Golongan VIII ( Alat Berat Roda Besi)        | 13            | 36            |

Sumber: Dinas Perhubungan

Source: Transportation Office

**Tabel 9.1.8** Jumlah Dokar di Wilayah Kabupaten Kendal per Kecamatan per Pangkalan, 2017  
**Table** *Number of Gig by Subdistrict and port in Kendal, 2017*

| Kecamatan<br>Subdistrict | Nama Pangkalan                     | Jumlah Dokar<br>per<br>Pangkalan | Jumlah Dokar<br>per<br>Kecamatan |
|--------------------------|------------------------------------|----------------------------------|----------------------------------|
| (1)                      | (2)                                | (3)                              | (4)                              |
| 1 Plantungan             | -                                  | -                                | -                                |
| 2 Sukorejo               | -                                  | -                                | -                                |
| 3 Pageruyung             | -                                  | -                                | -                                |
| 4 Patean                 | -                                  | -                                | -                                |
| 5 Singorojo              | -                                  | -                                | -                                |
| 6 Limbangan              | -                                  | -                                | -                                |
| 7 Boja                   | Pasar Boja & Depan Puskesmas       | 124                              | 124                              |
| 8 Kaliwungu              | Pasar Pagi                         | 60                               | 77                               |
|                          | Pasar Gladag                       | 17                               |                                  |
| 9 Kaliwungu Selatan      | -                                  | -                                | -                                |
| 10 Brangsong             | -                                  | -                                | -                                |
| 11 Pegandon              | Pasar Pegandon                     | 25                               | 25                               |
| 12 Ngampel               | Pasar Magangan                     | 6                                | 6                                |
| 13 Gemuh                 | Pasar Galih                        | 4                                | 4                                |
| 14 Ringinarum            | Pasar Ringinarum                   | 8                                | 8                                |
| 15 Weleri                | Pasar Weleri                       | 190                              | 190                              |
| 16 Rowosari              | -                                  | -                                | -                                |
| 17 Kangkung              | Pasar Kangkung & Perempatan Tlahab | 30                               | 30                               |
| 18 Cepiring              | Pasar Cepiring                     | 56                               | 56                               |
| 19 Patebon               | -                                  | -                                | -                                |
| 20 Kota Kendal           | Pasar Kendal                       | 90                               | 90                               |
| <b>Jumlah/Total</b>      |                                    |                                  | <b>610</b>                       |

Sumber: Dinas Perhubungan

Source: *Transportation Office*

TRANSPORTATION AND COMMUNICATION

Jumlah Becak di Wilayah Kabupaten Kendal per Kecamatan per

**Tabel 9.1.9** Pangkalan, 2017

**Table** *Number of Pedicab by Subdistrict and port in Kendal, 2017*

| Kecamatan<br>Subdistrict | Nama Pangkalan                        | Jumlah Becak<br>per Pangkalan | Jumlah Becak<br>per Kecamatan |
|--------------------------|---------------------------------------|-------------------------------|-------------------------------|
| (1)                      | (2)                                   | (3)                           | (4)                           |
| 1 Plantungan             | -                                     | -                             | -                             |
| 2 Sukorejo               | 1 Pasar Sukorejo, Bunderan & Terminal | 14                            | 14                            |
| 3 Pageruyung             | -                                     | -                             | -                             |
| 4 Patean                 | -                                     | -                             | -                             |
| 5 Singorojo              | -                                     | -                             | -                             |
| 6 Limbangan              | -                                     | -                             | -                             |
| 7 Boja                   | -                                     | -                             | -                             |
| 8 Kaliwungu              | 1 Pasar Sore Kaliwungu                | 46                            | 214                           |
|                          | 2 Kali Bendo                          | 20                            |                               |
|                          | 3 Pertigaan Sekopek                   | 51                            |                               |
|                          | 4 Pasar Pagi                          |                               |                               |
|                          | Sebelah Depan                         | 12                            |                               |
|                          | Sebelah Barat                         | 8                             |                               |
|                          | Sebelah Timur                         | 24                            |                               |
|                          | 5 Pandean                             | 17                            |                               |
|                          | 6 Pasar Gladak                        | 36                            |                               |
| 9 Kaliwungu Selatan      | -                                     |                               |                               |
| 10 Brangsong             | 1 Pasar Brangsong                     | 16                            | 115                           |
|                          | 2 Depan Ex Kantor Pos Brangsong       | 25                            |                               |
|                          | 3 Perumahan Brangsong                 | 14                            |                               |
|                          | 4 Pasar Cangkring                     | 23                            |                               |
|                          | 5 Pasar Sidorejo                      | 20                            |                               |
|                          | 6 Pangkalan Rejosari                  | 17                            |                               |
| 11 Pegandon              | 1 Perempatan Pegandon                 | 16                            | 80                            |
|                          | 2 Pasar Pegandon                      |                               |                               |
|                          | Sebelah Utara                         | 11                            |                               |
|                          | Sebelah Selatan                       | 20                            |                               |
|                          | Sebelah Depan                         | 12                            |                               |
|                          | Sebelah Belakang                      | 21                            |                               |
| 12 Ngampel               | 1 Pasar Talang Ngampel                | 6                             | 17                            |
|                          | 2 Toko Material Ngampel               | 11                            |                               |

Sumber: Dinas Perhubungan

Source: *Transportation Office*

**Tabel 9.1.9 Lanjutan**  
**Table Continued**

| Kecamatan<br>Subdistrict | Nama Pangkalan                 | Jumlah Becak<br>per Pangkalan | Jumlah Becak<br>per Kecamatan |
|--------------------------|--------------------------------|-------------------------------|-------------------------------|
| (1)                      | (2)                            | (3)                           | (4)                           |
| 13 Gemuh                 | 1 Ayam Bakar Gemuh             | 14                            | 14                            |
| 14 Ringinarum            | -                              | -                             | -                             |
| 15 Weleri                | 1 Pasar Weleri                 |                               | 219                           |
|                          | Sebelah Barat                  | 49                            |                               |
|                          | Sebelah Timur                  | 60                            |                               |
|                          | Sebelah Pasar Tengah Selatan   | 23                            |                               |
|                          | 2 Pertigaan Weleri             | 19                            |                               |
|                          | 3 Pasar Weleri Belakang        | 9                             |                               |
|                          | 4 Pertigaan Payung Weleri      | 33                            |                               |
|                          | 5 Ex Terminal Weleri           | 9                             |                               |
|                          | 6 TPR Non Bus Weleri           | 12                            |                               |
|                          | 7 Dayakan Ex 408               | 5                             |                               |
| 16 Rowosari              | 1 TPI Tawang                   | 20                            | 83                            |
|                          | 2 Pertigaan Gempol Sewu        | 8                             |                               |
|                          | 3 Balai Desa Sendang Dawuhan   | 16                            |                               |
|                          | 4 Pertigaan Ungup-Ungup        | 15                            |                               |
|                          | 5 Pasar Rowosari               | 24                            |                               |
| 17 Kangkung              | 1 Pasar Kangkung               | 15                            | 60                            |
|                          | 2 Perempatan Tlahab            | 45                            |                               |
| 18 Cepiring              | 1 Pasar Kaliayu                | 4                             | 144                           |
|                          | 2 Pasar Cepiring               | 23                            |                               |
|                          | Sebelah Depan                  | 28                            |                               |
|                          | Sebelah Barat                  | 73                            |                               |
|                          | 3 Jemplangan Sari Cepiring     | 29                            |                               |
|                          | 4 Ex Sri Agung                 | 22                            |                               |
|                          | 5 Stasiun Semut                | 15                            |                               |
| 19 Patebon               | 1 Pasar Wonosari               | 11                            | 73                            |
|                          | 2 Pasar Pidodo Kulon           | 17                            |                               |
|                          | 3 Pertigaan Jambearum          | 19                            |                               |
|                          | 4 Simpang Tiga Patebon Selatan | 10                            |                               |
|                          | 5 Patebon Tugu                 | 11                            |                               |
|                          | 6 Purin                        | 5                             |                               |

Sumber: Dinas Perhubungan

Source: Transportation Office

TRANSPORTATION AND COMMUNICATION

**Tabel 9.1.9 Lanjutan**  
**Table Continued**

| Kecamatan<br>Subdistrict     | Nama Pangkalan                | Jumlah Becak<br>per Pangkalan | Jumlah Becak<br>per Kecamatan |
|------------------------------|-------------------------------|-------------------------------|-------------------------------|
| (1)                          | (2)                           | (3)                           | (4)                           |
| 20 Kota Kendal               | 1 Perempatan "BU SABAR"       |                               | 358                           |
|                              | Sebelah Barat                 | 19                            |                               |
|                              | Sebelah Timur                 | 18                            |                               |
|                              | Sebelah Selatan               | 4                             |                               |
|                              | Sebelah Utara                 | 3                             |                               |
|                              | 2 Depan BNI Kendal            | 15                            |                               |
|                              | Sebelah Barat BPUK BNI Kendal | 18                            |                               |
|                              | 3 Depan Polres Kendal         |                               |                               |
|                              | Sebelah Barat                 | 5                             |                               |
|                              | Sebelah timur                 | 10                            |                               |
|                              | 4 Depan Pegadaian Kendal      | 28                            |                               |
|                              | 5 Pasar Kendal                |                               |                               |
|                              | Sebelah Timur                 | 9                             |                               |
|                              | Sebelah Utara                 | 23                            |                               |
|                              | Sebelah Barat                 | 18                            |                               |
| Gang Tengah                  | 18                            |                               |                               |
| Pasar Tengah                 | 18                            |                               |                               |
| 6 Depan Sama-sama Kendal     | 19                            |                               |                               |
| 7 Jl.Masjid Agung Kendal     | 42                            |                               |                               |
| 8 RSU Dr. Soewondo           | 43                            |                               |                               |
| 9 Depan Bank Jateng Kendal   | 12                            |                               |                               |
| 10 Kendal Permai             | 1                             |                               |                               |
| 11 RSS Kendal                | 1                             |                               |                               |
| 12 Depan Warna Agung Kendal  | 8                             |                               |                               |
| 13 Depan Kantor Pos Kendal   | 19                            |                               |                               |
| 14 Pasar Bugagin             | 20                            |                               |                               |
| 15 Pasar Sukodono Kec.Kendal | 8                             |                               |                               |
| <b>Jumlah/Total</b>          |                               |                               | <b>2 064</b>                  |

Sumber: Dinas Perhubungan

Source: Transportation Office



## 9.2 POS DAN GIRO/ POST AND GIRO

**Tabel 9.2.1** Jumlah Kantor Pos Pembantu Menurut Kecamatan di Kabupaten Kendal, 2014–2017  
**Table** *Number of Auxiliary Post Office by Subdistrict in Kendal Regency, 2014–2017*

| Kecamatan<br>Subdistrict | 2014      | 2015      | 2016      | 2017      |
|--------------------------|-----------|-----------|-----------|-----------|
| (1)                      | (2)       | (3)       | (4)       | (5)       |
| 1 Plantungan             | 1         | 1         | 1         | 1         |
| 2 Sukorejo               | 1         | 1         | 1         | 1         |
| 3 Pageruyung             | 1         | 1         | 1         | 1         |
| 4 Patean                 | 1         | 1         | 1         | 1         |
| 5 Singorojo              | 1         | 1         | 1         | 1         |
| 6 Limbangan              | 1         | 1         | 1         | 1         |
| 7 Boja                   | 1         | 1         | 1         | 1         |
| 8 Kaliwungu              | 1         | 1         | 1         | 1         |
| 9 Kaliwungu Selatan      | -         | -         | -         | -         |
| 10 Brangsong             | 1         | 1         | 1         | 1         |
| 11 Pegandon              | 1         | 1         | 1         | 1         |
| 12 Ngampel               | -         | -         | -         | -         |
| 13 Gemuh                 | 1         | 1         | 1         | 1         |
| 14 Ringinarum            | -         | -         | -         | -         |
| 15 Weleri                | 1         | 1         | 1         | 1         |
| 16 Rowosari              | -         | -         | -         | -         |
| 17 Kangkung              | -         | -         | -         | -         |
| 18 Cepiring              | 1         | 1         | 1         | 1         |
| 19 Patebon               | 1         | 1         | 1         | 1         |
| 20 Kota Kendal           | 1         | 1         | 1         | 1         |
| <b>Jumlah/Total</b>      | <b>15</b> | <b>15</b> | <b>15</b> | <b>15</b> |

Sumber: PT. Pos dan Giro Kabupaten Kendal

Source: *Post and Giro Office*

**Banyaknya Surat Yang Keluar dan Masuk Kantor Pos dan Giro Menurut Jenis Surat, 2017**

**Tabel 9.2.2** *Number of Letter In and Out at Post and Giro Office in Kendal, 2017*

| Bulan<br>Month      | Surat Masuk/ Letter In |                |                   |                    |
|---------------------|------------------------|----------------|-------------------|--------------------|
|                     | Surat Biasa            | Surat Kilat    | Surat Luar Negeri | Surat Dalam Negeri |
|                     | Ordinary Letters       | Skh Delivery   | From Overseas     | Pos Express        |
| (1)                 | (2)                    | (3)            | (4)               | (5)                |
| Januari             | 4 356                  | 12 453         | 410               | 6 574              |
| Februari            | 3 641                  | 10 142         | 471               | 5 996              |
| Maret               | 4 852                  | 14 652         | 524               | 7 535              |
| April               | 3 744                  | 11 543         | 492               | 6 010              |
| Mei                 | 4 255                  | 13 105         | 455               | 7 056              |
| Juni                | 4 632                  | 12 952         | 487               | 6 813              |
| Juli                | 3 861                  | 12 198         | 423               | 6 245              |
| Agustus             | 4 951                  | 13 452         | 523               | 7 633              |
| September           | 3 366                  | 15 221         | 459               | 6 433              |
| Oktober             | 5 341                  | 16 124         | 544               | 8 221              |
| Nopember            | 5 124                  | 14 862         | 601               | 8 123              |
| Desember            | 4 325                  | 11 987         | 492               | 6 451              |
| <b>Jumlah/Total</b> | <b>52 448</b>          | <b>158 691</b> | <b>5 881</b>      | <b>83 090</b>      |

Sumber: PT. Pos dan Giro Kabupaten Kendal

Source: Post and Giro Office

**Tabel** 9.2.2 **Lanjutan**  
**Table** *Continued*

| Bulan<br>Month      | Surat Keluar/ Letter Out |               |                   |                    |
|---------------------|--------------------------|---------------|-------------------|--------------------|
|                     | Surat Biasa              | Surat Kilat   | Surat Luar Negeri | Surat Dalam Negeri |
|                     | Ordinary Letters         | Skh Delivery  | From Overseas     | Pos Express        |
| (1)                 | (6)                      | (7)           | (8)               | (9)                |
| Januari             | 1 745                    | 5 110         | 218               | 2 115              |
| Februari            | 1 656                    | 4 358         | 216               | 1 891              |
| Maret               | 1 805                    | 4 244         | 263               | 2 770              |
| April               | 1 689                    | 3 388         | 241               | 2 487              |
| Mei                 | 1 890                    | 3 777         | 271               | 2 656              |
| Juni                | 1 661                    | 3 750         | 128               | 1 828              |
| Juli                | 1 730                    | 4 410         | 249               | 3 525              |
| Agustus             | 1 709                    | 4 884         | 246               | 4 004              |
| September           | 1 641                    | 4 211         | 220               | 3 327              |
| Oktober             | 1 662                    | 4 625         | 227               | 2 928              |
| Nopember            | 1 605                    | 3 977         | 228               | 3 423              |
| Desember            | 1 607                    | 4 235         | 224               | 3 106              |
| <b>Jumlah/Total</b> | <b>20 400</b>            | <b>50 969</b> | <b>2 731</b>      | <b>34 060</b>      |

Sumber: PT. Pos dan Giro Kabupaten Kendal

Source: Post and Giro Office

**Tabel 9.2.3 Banyaknya Wesel dan Nilai Uang Yang Masuk dan Keluar, 2017**  
**Table Number of Money Order and Its Value in Kendal, 2017**

| Bulan<br>Month      | Dikirim Dari Kendal |                           | Dibayar di Kabupaten Kendal |                           |                 |                           |
|---------------------|---------------------|---------------------------|-----------------------------|---------------------------|-----------------|---------------------------|
|                     | Jumlah<br>Wesel     | Nilai/ Value<br>(juta rp) | Luar Negeri                 |                           | Dalam Negeri    |                           |
|                     |                     |                           | Jumlah<br>Wesel             | Nilai/ Value<br>(juta rp) | Jumlah<br>Wesel | Nilai/ Value<br>(juta rp) |
| (1)                 | (2)                 | (3)                       | (4)                         | (5)                       | (6)             | (7)                       |
| Januari             | 1 552               | 1 980,47                  | 7 200                       | 29 540,68                 | 3 441           | 4 359,08                  |
| Februari            | 1 612               | 2 067,86                  | 7 095                       | 29 682,85                 | 3 385           | 4 342,83                  |
| Maret               | 1 828               | 2 395,34                  | 7 380                       | 31 230,06                 | 3 758           | 4 952,95                  |
| April               | 1 715               | 2 415,43                  | 6 004                       | 25 034,36                 | 3 335           | 4 675,69                  |
| Mei                 | 2 717               | 2 515,67                  | 6 921                       | 29 513,83                 | 3 931           | 5 497,98                  |
| Juni                | 1 717               | 2 395,54                  | 6 874                       | 30 279,78                 | 3 740           | 5 384,31                  |
| Juli                | 1 648               | 2 693,79                  | 5 264                       | 22 951,15                 | 2 672           | 4 083,06                  |
| Agustus             | 1 750               | 2 526,60                  | 5 255                       | 23 631,65                 | 3 335           | 4 804,18                  |
| September           | 1 500               | 2 056,25                  | 4 576                       | 20 896,35                 | 2 996           | 4 073,36                  |
| Oktober             | 1 579               | 2 097,44                  | 5 327                       | 24 211,49                 | 3 295           | 4 902,53                  |
| Nopember            | 1 485               | 1 922,77                  | 4 540                       | 20 676,88                 | 3 054           | 4 308,62                  |
| Desember            | 1 377               | 2 095,95                  | 4 823                       | 21 071,13                 | 3 023           | 4 584,07                  |
| <b>Jumlah/Total</b> | <b>20 480</b>       | <b>27 163,09</b>          | <b>71 259</b>               | <b>308 720,20</b>         | <b>39 965</b>   | <b>55 968,66</b>          |

Sumber: PT. Pos dan Giro Kabupaten Kendal

Source: Post and Giro Office

**Tabel 9.2.4** Pendapatan Kantor Pos dan Giro Kabupaten Kendal, 2017  
**Table** *Revenue of Post and Giro Office in Kendal, 2017*

| Bulan<br>Month      | Penjualan Benda-Benda Pos<br>Post Things Selling<br>(Rp) |
|---------------------|--|
| (1)                 | (2)  |
| Januari             | 854 152 000  |
| Februari            | 827 462 000  |
| Maret               | 944 553 000  |
| April               | 990 942 000  |
| Mei                 | 973 683 000  |
| Juni                | 782 030 000  |
| Juli                | 963 837 000  |
| Agustus             | 976 203 000  |
| September           | 847 203 000  |
| Oktober             | 1 076 163 000  |
| Nopember            | 1 313 099 000  |
| Desember            | 973 183 000  |
| <b>Jumlah/Total</b> | <b>11 522 510 000</b>                                    |

Sumber: PT. Pos dan Giro Kabupaten Kendal

Source: *Post and Giro Office*

TRANSPORTATION AND COMMUNICATION

**Tabel 9.2.5** Banyaknya Pensiunan dan Jumlah Uang Pensiunan Yang Dibayarkan Lewat Kantor Pos dan Giro, 2017  
**Table** *Number of Pension and Money Paid by Post and Giro Office in Kendal, 2017*

| Bulan<br>Month      | Banyaknya Pensiunan<br>Number of Pension | Jumlah Uang Pensiunan Yang Dibayarkan<br>Total of Money<br>(000,-) |
|---------------------|--|--|
| (1)                 | (2)                                      | (3)  |
| Januari             | 2 989                                    | 5 383 869 400  |
| Februari            | 2 970                                    | 5 344 483 300  |
| Maret               | 2 968                                    | 5 337 334 100  |
| April               | 2 960                                    | 5 324 506 000  |
| Mei                 | 2 946                                    | 5 304 662 300  |
| Juni                | 2 933                                    | 5 283 547 300  |
| Juli                | 2 936                                    | 5 258 911 400  |
| Agustus             | 2 929                                    | 5 251 315 100  |
| September           | 2 907                                    | 5 222 639 900  |
| Oktober             | 2 887                                    | 5 192 946 000  |
| Nopember            | 2 864                                    | 5 153 133 900  |
| Desember            | 2 835                                    | 5 094 845 400  |
| <b>Jumlah/Total</b> | <b>35 124</b>                            | <b>63 152 194 100</b>  |

Sumber: PT. Pos dan Giro Kabupaten Kendal

Source: *Post and Giro Office*

**Tabel 9.2.6** **Lalu Lintas Dinas Giro Pos Pada Kantor Pos dan Giro Menurut Jenis Surat, 2017**  
**Table 9.2.6** **Traffic of Official Demand Deposits at Post and Giro Office in Kendal, 2017**

| Bulan<br>Month      | Setoran<br>Deposit |                                | Pembayaran<br>Payment |                                |
|---------------------|--------------------|--------------------------------|-----------------------|--------------------------------|
|                     | Perbuatan<br>Total | Besar Uang<br>Value<br>(000,-) | Perbuatan<br>Total    | Besar Uang<br>Value<br>(000,-) |
| (1)                 | (2)                | (3)                            | (4)                   | (5)                            |
| Januari             | 60                 | 731 008 546                    | 9                     | 253 375 512                    |
| Februari            | 60                 | 593 509 410                    | 4                     | 201 939 716                    |
| Maret               | 50                 | 669 521 375                    | 30                    | 288 038 296                    |
| April               | 50                 | 667 506 053                    | 25                    | 307 150 842                    |
| Mei                 | 60                 | 765 035 325                    | 39                    | 406 380 872                    |
| Juni                | 60                 | 1 003 049 355                  | 13                    | 422 725 085                    |
| Juli                | 60                 | 838 492 891                    | 29                    | 508 417 184                    |
| Agustus             | 60                 | 649 018 083                    | 12                    | 224 684 832                    |
| September           | 70                 | 364 610 662                    | 25                    | 228 831 351                    |
| Oktober             | 50                 | 389 068 610                    | 40                    | 340 651 360                    |
| Nopember            | 55                 | 272 892 795                    | 33                    | 208 548 239                    |
| Desember            | 50                 | 268 440 494                    | 30                    | 294 321 391                    |
| <b>Jumlah/Total</b> | <b>685</b>         | <b>7 212 153 599</b>           | <b>289</b>            | <b>3 685 064 680</b>           |

Sumber: PT. Pos dan Giro Kabupaten Kendal

Source: Post and Giro Office

TRANSPORTATION AND COMMUNICATION

**Tabel** 9.2.7 **Nilai Transaksi Post Pay, 2017**  
**Table** **Number of Post Pay Transaction, 2017**

| <b>Bulan<br/>Month</b> | <b>Billing</b>        | <b>Listrik<br/>Electricity</b> | <b>Telfon<br/>Telephone</b> | <b>PDAM<br/>Water</b> |
|------------------------|-----------------------|--------------------------------|-----------------------------|-----------------------|
| (1)                    | (2)                   | (3)                            | (4)                         | (5)                   |
| Januari                | 5 215 796 880         | 6 316 979                      | 1 385 537                   | 448 073 748           |
| Februari               | 6 537 873 321         | 5 917 773                      | 1 291 091                   | 443 453 286           |
| Maret                  | 7 377 657 580         | 8 901 760 524                  | 2 155 939 613               | 1 102 733 390         |
| April                  | 5 535 403 687         | 5 965 712 831                  | 2 240 498 621               | 1 067 032 396         |
| Mei                    | 5 715 310 597         | 6 265 319 864                  | 2 412 281 399               | 1 181 505 091         |
| Juni                   | 5 776 268 936         | 17 253 038 037                 | 1 852 358 651               | 1 023 159 392         |
| Juli                   | 7 627 931 733         | 7 238 478 284                  | 2 191 218 956               | 1 484 980 138         |
| Agustus                | 8 543 062 776         | 6 493 973 626                  | 1 914 678 363               | 1 600 926 919         |
| September              | 8 019 628 567         | 6 019 369 742                  | 2 167 406 408               | 1 090 824 506         |
| Oktober                | 9 818 755 041         | 6 487 782 705                  | 1 981 419 922               | 1 237 987 572         |
| Nopember               | 9 145 042 260         | 6 615 415 919                  | 1 900 016 600               | 1 223 885 637         |
| Desember               | 14 610 872 438        | 6 666 912 366                  | 1 110 714 037               | 1 108 237 115         |
| <b>Jumlah/Total</b>    | <b>93 923 603 816</b> | <b>77 919 998 650</b>          | <b>19 929 209 198</b>       | <b>13 012 799 190</b> |

Sumber: PT. Pos dan Giro Kabupaten Kendal

Source: Post and Giro Office



**Tabel 9.2.8** Banyaknya dan Nilai Transaksi Cash to Account dan Western Union, 2017  
**Table** *Number of Money Order and Its Value of Cash to Account and Western Union in Kendal, 2017*

| Bulan<br>Month      | Cash to Account |                              | Western Union   |                              |                 |                              |
|---------------------|-----------------|------------------------------|-----------------|------------------------------|-----------------|------------------------------|
|                     | Jumlah<br>Wesel | Nilai/<br>Value<br>(juta rp) | Pengiriman      |                              | Penerimaan      |                              |
|                     |                 |                              | Jumlah<br>Wesel | Nilai/<br>Value<br>(juta rp) | Jumlah<br>Wesel | Nilai/<br>Value<br>(juta rp) |
| (1)                 | (2)             | (3)                          | (4)             | (5)                          | (6)             | (7)                          |
| Januari             | 296             | 616,59                       | 21              | 150,29                       | 6 982           | 28 730,49                    |
| Februari            | 311             | 611,69                       | 34              | 331,58                       | 6 887           | 29 018,49                    |
| Maret               | 337             | 734,52                       | 42              | 263,98                       | 7 171           | 30 349,09                    |
| April               | 340             | 709,32                       | 34              | 357,27                       | 5 789           | 24 204,32                    |
| Mei                 | 348             | 879,32                       | 34              | 300,97                       | 6 717           | 28 667,35                    |
| Juni                | 409             | 1 047,01                     | 11              | 169,10                       | 6 589           | 29 201,43                    |
| Juli                | 402             | 1 082,71                     | 28              | 254,66                       | 5 072           | 24 802,97                    |
| Agustus             | 390             | 871,97                       | 34              | 315,40                       | 5 019           | 22 109,27                    |
| September           | 343             | 844,62                       | 23              | 155,79                       | 4 375           | 18 807,14                    |
| Oktober             | 378             | 722,05                       | 23              | 138,89                       | 5 103           | 22 877,20                    |
| Nopember            | 333             | 850,75                       | 29              | 143,43                       | 4 315           | 19 036,30                    |
| Desember            | 367             | 999,89                       | 29              | 224,05                       | 4 593           | 19 772,52                    |
| <b>Jumlah/Total</b> | <b>4 254</b>    | <b>9 970,42</b>              | <b>342</b>      | <b>2 805,40</b>              | <b>68 612</b>   | <b>297 576,54</b>            |

Sumber: PT. Pos dan Giro Kabupaten Kendal

Source: *Post and Giro Office*

TRANSPORTATION AND COMMUNICATION

**Tabel** 9.2.9 **Banyaknya dan Nilai Transaksi Cash to Account dan Western Union, 2017**  
**Table** 9.2.9 **Number of Money Order and Its Value of Cash to Account and Western Union in Kendal, 2017**

| Bulan<br>Month      | Jumlah Transaksi BTN<br>BTN's Number of Transaction |                         | Uang Masuk<br>Debit<br>(juta rp) | Uang Keluar<br>Credit<br>(juta rp) |
|---------------------|---|-------------------------|----------------------------------|------------------------------------|
|                     | Setoran<br>Deposit                                  | Penarikan<br>Withdrawal |                                  |                                    |
| (1)                 | (2)   | (3)                     | (4)                              | (5)                                |
| Januari             | 1 190   | 1 233                   | 2 321,48                         | 1 523,13                           |
| Februari            | 2 113   | 1 971                   | 2 167,67                         | 1 134,20                           |
| Maret               | 2 243   | 2 217                   | 5 840,71                         | 6 675,26                           |
| April               | 1 842   | 1 980                   | 5 217,39                         | 4 392,29                           |
| Mei                 | 2 054   | 2 151                   | 4 684,14                         | 6 000,59                           |
| Juni                | 1 880   | 2 100                   | 3 971,86                         | 5 191,29                           |
| Juli                | 2 562   | 1 987                   | 6 141,80                         | 6 194,86                           |
| Agustus             | 2 474   | 1 965                   | 6 022,31                         | 5 694,22                           |
| September           | 2 146   | 1 880                   | 5 221,27                         | 4 078,88                           |
| Oktober             | 2 349   | 2 158                   | 5 133,77                         | 5 248,69                           |
| Nopember            | 2 034   | 1 977                   | 5 907,47                         | 4 739,26                           |
| Desember            | 2 179   | 1 740                   | 5 425,05                         | 2 897,73                           |
| <b>Jumlah/Total</b> | <b>25 066</b>                                       | <b>23 359</b>           | <b>58 054,91</b>                 | <b>53 770,40</b>                   |

Sumber: PT. Pos dan Giro Kabupaten Kendal

Source: Post and Giro Office

# *Finance and Price*

## *Of Kendal Regency*



2,12



4,61



2,74



12,90



0,24



0,13

**PUBLIC MONEY AT BANK RAKYAT  
INDONESIA IN KENDAL, 2017  
(Trillion Rupiah)**

## Keuangan Daerah

Perubahan sistem keuangan daerah mengakibatkan adanya transfer dana dari pemerintah pusat ke pemerintah daerah dalam bentuk Dana Alokasi Umum (DAU) dan Dana Alokasi Khusus (DAK). Total penerimaan daerah tahun 2017 tercatat sebesar 2.057,83 milyar rupiah, yang berasal dari PAD 395,82 milyar, pendapatan transfer 1.444,07 milyar, dan lain-lain pendapatan 212,77 milyar.

## Perbankan

Bank Rakyat Indonesia (BRI) merupakan bank plat merah terbesar di Indonesia saat ini. Dana masyarakat yang terkumpul di bank ini pada tahun 2017 mencapai 22.743.420 milyar rupiah. Dana masyarakat terbesar ada di deposito (12,07 persen) dan terkecil adalah tabungan haji (0,57 persen).

BPR Kendali Artha merupakan salah satu bank swasta di Kabupaten Kendal. Besar dana masyarakat di bank ini mencapai 93.917,12 milyar rupiah dengan jumlah terbesar ada pada tabungan (50,07 persen) dan terkecil adalah simpanan wajib (2,58 persen).

## Investasi

Nilai investasi di Kabupaten Kendal pada tahun 2017 sebesar 4.244,345 milyar rupiah. Nilai investasi ini diperoleh dari 354 proyek dengan 1.939 tenaga kerja.

## Regional Finance

*Changes to the regional financial system result in transfers of funds from the central government to local governments in the form of General Allocation Funds (DAU) and Special Allocation Funds (DAK). The total regional revenue in 2017 was recorded at 2,057.83 billion rupiah, which came from PAD 395.82 billion, transfer income 1,444.07 billion, and others income 212.77 billion.*

## Banking

*Bank Rakyat Indonesia (BRI) is the largest red plate bank in Indonesia today. Community funds collected in this bank in 2017 reached 22,743,420 billion rupiah. The largest community funds are in deposits (12.07 percent) and the smallest is haji savings (0.57 percent).*

*BPR Kendali Artha is one of the private banks in Kendal Regency. The amount of public funds in this bank reaches 93,917.12 billion rupiah with the largest amount in savings (50.07 percent) and the smallest is mandatory savings (2.58 percent).*

## Investation

*The investment value in Kendal Regency in 2017 amounted to 4,244,345 billion rupiahs. This investment value was obtained from 354 projects with 1,939 workers.*

## 10.1 KEUANGAN DAERAH

**Tabel 10.1.1** Anggaran Pemerintah Kabupaten Kendal Menurut Jenis Pendapatan (juta rupiah), 2017  
**Table** *Revenues and Expenditure Plan of Government of Kendal Regency by Source of Revenues (million rupiahs), 2017*

| Kode Rek | Uraian   | Anggaran     |
|----------|--|--------------|
| (1)      | (2)  | (3)          |
| 4        | PENDAPATAN-LRA   | 2 057 834,61 |
| 4.1      | PENDAPATAN ASLI DAERAH (PAD)-LRA                                   | 395 818,88   |
| 4.1.1    | Pendapatan Pajak Daerah - LRA                                      | 87 857,30    |
| 4.1.2    | Pendapatan Retribusi Daerah - LRA                                  | 24 551,46    |
| 4.1.3    | Pendapatan Hasil Pengelolaan Kekayaan Daerah Yang Dipisahkan - LRA | 27 384,44    |
| 4.1.4    | Lain-Lain PAD Yang Sah - LRA                                       | 256 025,68   |
| 4.2      | PENDAPATAN TRANSFER - LRA  | 1 444 065,02 |
| 4.2.1    | Pendapatan Transfer Pemerintah Pusat - LRA                         | 1 313 578,19 |
| 4.2.3    | Pendapatan Transfer Pemerintah Daerah Lainnya - LRA                | 100 169,64   |
| 4.2.4    | Bantuan Keuangan - LRA   | 30 317,19    |
| 4.3      | LAIN-LAIN PENDAPATAN DAERAH YANG SAH - LRA                         | 217 950,71   |
| 4.3.1    | Pendapatan Hibah - LRA   | 5 182,93     |
| 4.3.3    | Pendapatan Lainnya - LRA   | 212 767,78   |
| 5        | BELANJA  | 1 987 359,95 |
| 5.1      | BELANJA OPERASI  | 1 601 344,40 |
| 5.1.1    | Belanja Pegawai  | 965 673,72   |
| 5.1.2    | Belanja Barang dan Jasa  | 611 929,74   |
| 5.1.5    | Belanja Hibah  | 22 770,59    |
| 5.1.6    | Belanja Bantuan Sosial   | 970,35       |

Sumber : Badan Keuangan Daerah

Source : Regional Finance Agency

**Tabel** 10.1.1 **Lanjutan**  
**Table** **Continued**

| <b>Kode Rek</b> | <b>Uraian</b>                                  | <b>Anggaran</b> |
|-----------------|--|-----------------|
| (1)             | (2)  | (3)             |
| 5.2             | BELANJA MODAL                                  | 381 665,55      |
| 5.2.1           | Belanja Modal Tanah                            | 1 002,00        |
| 5.2.2           | Belanja Modal Peralatan dan Mesin              | 65 223,97       |
| 5.2.3           | Belanja Modal Gedung dan Bangunan              | 66 898,84       |
| 5.2.4           | Belanja Modal Jalan, Irigasi dan Jaringan      | 226 710,25      |
| 5.2.5           | Belanja Modal Aset Tetap Lainnya               | 21 109,26       |
| 5.2.6           | Belanja Modal Pengadaan Aset Tak Berwujud      | 721,22          |
| 5.3             | BELANJA TAK TERDUGA                            | 4 350,00        |
| 5.3.1           | Belanja Tak Terduga                            | 4 350,00        |
| 6               | TRANSFER                                       | 349 399,91      |
| 6.1             | TRANSFER BAGI HASIL PENDAPATAN                 | 13 155,81       |
| 6.1.1           | Transfer Bagi Hasil Pajak Daerah               | 10 485,28       |
| 6.1.2           | Transfer Bagi Hasil Pendapatan Lainnya         | 2 670,53        |
| 6.2             | TRANSFER BANTUAN KEUANGAN                      | 336 244,10      |
| 6.2.2           | Transfer Bantuan Keuangan ke Desa              | 335 028,12      |
| 6.2.3           | Transfer Bantuan Keuangan Lainnya              | 1 215,99        |
|                 | SURPLUS / DEFISIT                              | -278 925,25     |
| 7.1             | PENERIMAAN PEMBIAYAAN                          | 297 125,25      |
| 7.1.1           | Penggunaan Silpa                               | 297 125,25      |
| 7.1.2           | Pencairan Dana Cadangan                        | 0,00            |
| 7.1.5           | Penerimaan Kembali Piutang                     | 0,00            |
| 7.2             | PENGELUARAN PEMBIAYAAN                         | 18 200,00       |
| 7.2.2           | Penyertaan Modal / Investasi Pemerintah Daerah | 18 200,00       |
|                 | PEMBIAYAAN NETTO                               | 278 925,25      |
|                 | SISA LEBIH/KURANG PEMBIAYAAN TAHUN BERJALAN    | 0,00            |

Sumber : Badan Keuangan Daerah

Source : Regional Finance Agency

**Tabel 10.1.2 Jenis Pendapatan (ribu rupiah), 2017**  
**Table Actual Revenues of Government of Kendal Regency by Source**

| Kode Rek | Uraian   | Anggaran     |
|----------|--|--------------|
| (1)      | (2)  | (3)          |
| 4        | PENDAPATAN-LRA   | 2 047 488,42 |
| 4.1      | PENDAPATAN ASLI DAERAH (PAD)-LRA                                   | 404 911,99   |
| 4.1.1    | Pendapatan Pajak Daerah - LRA                                      | 109 391,83   |
| 4.1.2    | Pendapatan Retribusi Daerah - LRA                                  | 25 099,42    |
| 4.1.3    | Pendapatan Hasil Pengelolaan Kekayaan Daerah Yang Dipisahkan - LRA | 27 401,59    |
| 4.1.4    | Lain-Lain PAD Yang Sah - LRA                                       | 243 019,14   |
| 4.2      | PENDAPATAN TRANSFER - LRA  | 1 425 933,97 |
| 4.2.1    | Pendapatan Transfer Pemerintah Pusat - LRA                         | 1 258 083,87 |
| 4.2.3    | Pendapatan Transfer Pemerintah Daerah Lainnya - LRA                | 139 023,03   |
| 4.2.4    | Bantuan Keuangan - LRA   | 28 827,07    |
| 4.3      | LAIN-LAIN PENDAPATAN DAERAH YANG SAH - LRA                         | 216 642,47   |
| 4.3.1    | Pendapatan Hibah - LRA   | 3 875,45     |
| 4.3.3    | Pendapatan Lainnya - LRA   | 212 767,02   |

Sumber : Badan Keuangan Daerah

Source : Regional Finance Agency

**Tabel 10.1.3 Belanja (ribu rupiah), 2017**  
**Table Actual Expenditures of Government of Kendal Regency by Kind**

| Kode Rek | Uraian                                    | Anggaran     |
|----------|---|--------------|
| (1)      | (2)                                       | (3)          |
| 5        | BELANJA                                   | 1 746 984,18 |
| 5.1      | BELANJA OPERASI                           | 1 423 506,90 |
| 5.1.1    | Belanja Pegawai                           | 877 058,12   |
| 5.1.2    | Belanja Barang dan Jasa                   | 525 575,05   |
| 5.1.5    | Belanja Hibah                             | 20 873,73    |
| 5.1.6    | Belanja Bantuan Sosial                    | 0,00         |
| 5.2      | BELANJA MODAL                             | 321 438,76   |
| 5.2.1    | Belanja Modal Tanah                       | 936,12       |
| 5.2.2    | Belanja Modal Peralatan dan Mesin         | 52 444,39    |
| 5.2.3    | Belanja Modal Gedung dan Bangunan         | 43 553,14    |
| 5.2.4    | Belanja Modal Jalan, Irigasi dan Jaringan | 209 819,13   |
| 5.2.5    | Belanja Modal Aset Tetap Lainnya          | 14 028,59    |
| 5.2.6    | Belanja Modal Pengadaan Aset Tak Berwujud | 657,40       |
| 5.3      | BELANJA TAK TERDUGA                       | 2 038,53     |
| 5.3.1    | Belanja Tak Terduga                       | 2 038,53     |
| 6        | TRANSFER                                  | 344 844,89   |
| 6.1      | TRANSFER BAGI HASIL PENDAPATAN            | 11 251,68    |
| 6.1.1    | Transfer Bagi Hasil Pajak Daerah          | 8 785,73     |
| 6.1.2    | Transfer Bagi Hasil Pendapatan Lainnya    | 2 465,95     |
| 6.2      | TRANSFER BANTUAN KEUANGAN                 | 333 593,21   |
| 6.2.2    | Transfer Bantuan Keuangan ke Desa         | 332 386,38   |
| 6.2.3    | Transfer Bantuan Keuangan Lainnya         | 1 206,83     |

Sumber : Badan Keuangan Daerah

Source : Regional Finance Agency



## 10.2 PERBANKAN

**Banyaknya Penabung dan Besar Tabungan di Bank Jateng Cabang Kendal, 2017**  
**Tabel 10.2.1**  
**Table Number of Debitor and Value at Jateng Bank in Kendal, 2017**

| <b>Bulan</b> | <b>Banyak Penabung</b>   | <b>Besar Tabungan</b>      |
|--------------|--------------------------|----------------------------|
| <b>Month</b> | <b>Number of Debitor</b> | <b>Value (juta rupiah)</b> |
| (1)          | (2)                      | (3)                        |
| Januari      | 90 800                   | 282 541 517,48             |
| Februari     | 90 986                   | 276 736 147,81             |
| Maret        | 91 266                   | 265 147 718,25             |
| April        | 70 563                   | 264 966 936,39             |
| Mei          | 70 928                   | 310 311 684,38             |
| Juni         | 48 096                   | 422 122 459,31             |
| Juli         | 48 301                   | 341 235 274,88             |
| Agustus      | 48 644                   | 318 322 003,56             |
| September    | 48 900                   | 319 337 604,00             |
| Oktober      | 49 150                   | 308 542 555,68             |
| November     | 49 521                   | 363 554 767,65             |
| Desember     | 49 835                   | 397 629 322,76             |

Sumber : Bank Jateng Cabang Kendal

Source : *Jateng Bank in Kendal*

## Potensi Kredit Menurut Jenis SKIM di Bank Jateng Cabang Kendal,

Tabel 10.2.2 2017

Table Credit Potention by SKIM at Jateng Bank in Kendal, 2017

| Jenis SKIM Kredit<br><i>SKIM Credit by Type</i> | Nasabah<br><i>Debitor</i> | Nilai<br>Value<br>(Milyar Rupiah) | Besar Tabungan<br><i>Number of Saving<br/>(Juta Rupiah)</i> |
|---|---------------------------|-----------------------------------|---|
| (1)   | (2)                       | (3)                               | (4)   |
| 1 Kredit Koperasi                               | 2                         | 895 824,26                        | 2 200,00  |
| 2 Kredit Ketahanan Pangan                       | 8                         | 223 026,22                        | 772,00  |
| 3 Kredit Mikro                                  | 11                        | 182 735,08                        | 229,00  |
| 4 Kredit KPKM                                   | -                         | -                                 | -   |
| 5 Kredit Pundi                                  | -                         | -                                 | -   |
| 6 Kredit Linkage                                | 2                         | 3 186 176,24                      | 18 500,00   |
| 7 Kredit KUMK                                   | -                         | -                                 | -   |
| 8 Kredit KWU                                    | 525                       | 16 109 054,31                     | 27 649,00   |
| 9 Kredit Usaha Produktif (KUP)                  | 448                       | 52 930 662,91                     | 73 061,00   |
| 10 Kredit R/C                                   | 31                        | 5 360 131,70                      | 14 480,00   |
| 11 Kredit Proyek                                | 25                        | 15 875 000,00                     | 15 875,00   |
| 12 Kredit Karsa                                 | -                         | -                                 | -   |
| 13 Kredit Kepemilikan Rumah                     | 19                        | 2 851 515,61                      | 3 602,00  |
| 14 Kredit Mitra Jateng (KMJ)                    | 436                       | 13 558 585,87                     | 16 130,00   |
| 15 Kredit Personal Loan                         | 9 559                     | 772 838 523,20                    | 991 438,51  |
| 16 Kredit Multi Guna                            | 52                        | 7 995 174,99                      | 10 410,50   |
| 17 Kredit Limb Linkage                          | 5                         | 5 317 065,87                      | 17 600,00   |

Sumber : Bank Jateng Cabang Kendal

Source : *Jateng Bank in Kendal*

**Tabel 10.2.3 Kredit Investasi Menurut Sektor di Bank Jateng Cabang Kendal, 2017**  
**Table Investment Credit by Sector at Jateng Bank in Kendal, 2017**

| Sektor<br>Sector                             | Nasabah<br>Kreditor | Nilai<br>Value<br>(milyar rupiah) |
|--|---------------------|-----------------------------------|
| (1)  | (2)                 | (3)                               |
| 1 Pertanian, Perburuan, dan Sarana Pertanian | 508                 | 15 539 121,21                     |
| 2 Pertambangan                               | 1                   | 274 168,18                        |
| 3 Industri Pengolahan                        | 85                  | 4 138 166,61                      |
| 4 Listrik, Gas , dan Air                     | 1                   | 13 202,16                         |
| 5 Konstruksi                                 | 28                  | 16 324 481,84                     |
| 6 Perdagangan, Restoran, dan Hotel           | 722                 | 55 791 765,74                     |
| 7 Pengangkutan, Pergudangan, dan Komunikasi  | 4                   | 117 318,89                        |
| 8 Jasa-jasa Dunia Usaha                      | 273                 | 30 078 838,44                     |
| 9 Jasa-jasa Sosial Masyarakat                | 29                  | 5 940 896,81                      |
| 10 Lain-lain                                 | 9 637               | 784 086 714,28                    |

Sumber : Bank Jateng Cabang Kendal

Source : *Jateng Bank in Kendal*

**Tabel 10.2.4 Dana Masyarakat di Bank Jateng Cabang Kendal, 2017**  
**Table Public Money at Jateng Bank in Kendal, 2017**

| Bulan<br>Month | Giro                   | Deposito             | Tabungan               | ABP           |
|----------------|------------------------|----------------------|------------------------|---------------|
|                | <i>Demand Deposits</i> | <i>Time Deposits</i> | <i>Saving Deposits</i> |               |
|                | (Juta Rupiah)          | (Juta Rupiah)        | (Juta Rupiah)          | (Juta Rupiah) |
| (1)            | (2)                    | (3)                  | (4)                    | (5)           |
| Januari        | 404 887,01             | 102 923,80           | 282 541 517,48         | 40 655 877,13 |
| Februari       | 436 609,67             | 105 492,20           | 276 736 147,81         | 40 963 236,14 |
| Maret          | 533 504,95             | 109 220,03           | 265 147 718,25         | 42 072 563,69 |
| April          | 481 575,11             | 361 226,93           | 264 966 936,39         | 40 680 454,52 |
| Mei            | 468 081,34             | 335 731,60           | 310 311 684,38         | 33 379 608,46 |
| Juni           | 303 677,71             | 332 807,27           | 422 122 459,31         | 24 185 045,90 |
| Juli           | 338 742,97             | 329 910,66           | 341 235 274,88         | 33 718 034,84 |
| Agustus        | 324 850,36             | 323 671,05           | 318 322 003,56         | 33 640 173,16 |
| September      | 433 935,44             | 329 414,70           | 319 337 604,00         | 34 087 564,93 |
| Oktober        | 444 848,03             | 332 163,12           | 308 542 555,68         | 37 653 452,41 |
| November       | 307 191,00             | 332 134,57           | 363 554 767,65         | 42 662 108,04 |
| Desember       | 199 605,68             | 157 538,60           | 397 629 322,76         | 47 494 595,15 |

Sumber : Bank Jateng Cabang Kendal

Source : *Jateng Bank in Kendal*

## Banyaknya Nasabah dan Pinjaman di Perusda BPR Kendali Artha

Tabel 10.2.5 Kabupaten Kendal, 2017

Table Number of Debitor and Loan at Market Bank in Kendal, 2017

| Sektor<br>Sector           | Nasabah<br>Kreditor<br>(orang/person) | Pinjaman<br>Loan<br>(juta rupiah/billion<br>rupiahs) |
|----------------------------|---------------------------------------|--|
| (1)                        | (2)                                   | (3)  |
| 1 Kredit Pegawai/Pensiunan | 251                                   | 7 011 428,55   |
| 2 Kredit Umum              | 6 064                                 | 85 377 654,08  |
| 3 Kredit BKP               | -                                     | -  |
| 4 Kredit KMK               | -                                     | -  |
| 5 Kredit PKM               | -                                     | -  |
| 6 Kredit KSM               | -                                     | -  |
| 7 Kredit KIOS              | -                                     | -  |
| 8 Kredit Mingguan          | -                                     | -  |
| 9 Kredit Harian            | -                                     | -  |
| 10 Kredit SUP              | -                                     | -  |
| 11 Kredit Leasing          | -                                     | -  |
| 12 Kredit SMS              | -                                     | -  |
| 13 Kredit LPDB             | 1                                     | 31 364,40  |
| <b>Jumlah/ Total</b>       | <b>6 316</b>                          | <b>92 420 447</b>                                    |

Sumber : PD. BPR Kendali Artha Kabupaten Kendal

Source : PD. BPR Kendali Artha, Kendal

**Tabel 10.2.6** Banyaknya Tabungan, Simpanan Wajib, dan Deposito di Perusda BPR Kendali Artha Kabupaten Kendal, 2017  
**Table 10.2.6** *Number of Saving, Obligatory Saving, and Deposit at BPR Kendali Artha in Kendal, 2017*

| Uraian<br>Items                            | Penabung<br>Depositor<br>(orang/person) | Besarnya Tabungan<br>Value<br>(juta rupiah/billion<br>rupiahs) |
|--|---|--|
| (1)  | (2)                                     | (3)  |
| 1 Tabungan/ <i>Saving</i>                  | 6 174                                   | 47 022 710,67  |
| 2 Simpanan Wajib/ <i>Obligatory Saving</i> | 932                                     | 242 010,68   |
| 3 Deposito/ <i>Deposit</i>                 | 1 158                                   | 46 652 400,00  |
| <b>Jumlah/ Total</b>                       | <b>8 264</b>                            | <b>93 917 121,35</b>   |

Sumber : PD. BPR Kendali Artha Kabupaten Kendal

Source : PD. BPR Kendali Artha, Kendal

**Tabel 10.2.7** Banyaknya Penabung Britama di Bank BRI Cabang Kendal, 2017  
**Table** *Number of Debitor of Britama at Bank Rakyat Indonesia, 2017*

| <b>Bulan<br/>Month</b> | <b>Penabung<br/>Depositor<br/>(orang/person)</b> | <b>Besar Tabungan<br/>Value<br/>(juta rupiah/billion<br/>rupiahs)</b> |
|------------------------|--|---|
| (1)                    | (2)  | (3)   |
| Januari                | 31 713   | 311 712   |
| Februari               | 32 138   | 340 954   |
| Maret                  | 32 803   | 364 797   |
| April                  | 33 721   | 441 648   |
| Mei                    | 34 083   | 378 168   |
| Juni                   | 34 314   | 402 704   |
| Juli                   | 38 819   | 405 995   |
| Agustus                | 41 844   | 398 865   |
| September              | 42 863   | 400 409   |
| Oktober                | 42 597   | 380 571   |
| November               | 43 017   | 383 962   |
| Desember               | 44 362   | 404 009   |
| <b>Jumlah/ Total</b>   | <b>452 274</b>                                   | <b>4 613 794</b>  |

Sumber : Bank Rakyat Indonesia Cabang Kendal

Catatan: Data gabungan dengan BRI KCP Weleri, KCP Boja, dan 25 BRI Unit

## Kredit Kecil Investasi dan Kredit Modal Kerja (KKI/KKM) di Bank

Tabel 10.2.8 Rakyat Indonesia Cabang Kendal, 2017

Table Number of Credit at Bank Rakyat Indonesia in Kendal, 2017

| Bulan<br>Month       | KKI<br>Small Investment Credit             |  | KKM<br>Smaal Capital Credit                |  |
|----------------------|--|--|--|--|
|                      | Nasabah<br>Depositor<br>(orang/<br>person) | Kredit<br>Credit<br>(juta rupiah/billion<br>rupiahs) | Nasabah<br>Depositor<br>(orang/perso<br>n) | Kredit<br>Credit<br>(juta rupiah/billion<br>rupiahs) |
| (1)                  | (2)  | (3)  | (4)  | (5)  |
| Januari              | 3 147                                      | 111 726  | 30 051                                     | 443 085  |
| Februari             | 3 230                                      | 116 963  | 30 269                                     | 451 092  |
| Maret                | 3 293                                      | 120 999  | 30 476                                     | 463 124  |
| April                | 3 368                                      | 127 207  | 30 677                                     | 472 235  |
| Mei                  | 3 368                                      | 130 336  | 31 144                                     | 493 182  |
| Juni                 | 3 393                                      | 132 038  | 31 559                                     | 501 770  |
| Juli                 | 3 410                                      | 135 437  | 31 650                                     | 504 221  |
| Agustus              | 3 468                                      | 141 029  | 31 752                                     | 509 460  |
| September            | 3 541                                      | 147 984  | 31 883                                     | 512 772  |
| Oktober              | 3 590                                      | 152 752  | 32 042                                     | 517 539  |
| November             | 3 668                                      | 162 263  | 32 480                                     | 529 749  |
| Desember             | 3 771                                      | 165 940  | 32 474                                     | 536 950  |
| <b>Jumlah/ Total</b> | <b>41 247</b>                              | <b>1 644 674</b>                                     | <b>376 457</b>                             | <b>5 935 179</b>                                     |

Sumber : Bank Rakyat Indonesia Cabang Kendal

Catatan : Data gabungan dengan BRI KCP Weleri, KCP Boja, dan 25 BRI Unit



**Kredit Kecil Investasi dan Kredit Modal Kerja (KKI/KKM) Menurut Sektor Posisi Akhir Tahun di Bank Rakyat Indonesia Cabang Kendal,**

**Tabel 10.2.9 2017**

**Table Small Investment Credit and Small Capital Credit by Sector at Bank Rakyat Indonesia in Kendal, 2017**

| Sektor<br><i>Sector</i>                        | KKI<br>Small Investment Credit                            |   | KKM<br>Small Capital Credit                               |   |
|--|---|---|---|---|
|  | Nasabah<br><i>Depositor</i><br>(orang/<br><i>person</i> ) | Kredit<br><i>Credit</i><br>(juta rupiah/ <i>billion</i><br><i>rupiahs</i> ) | Nasabah<br><i>Depositor</i><br>(orang/<br><i>person</i> ) | Kredit<br><i>Credit</i><br>(juta rupiah/ <i>billion</i><br><i>rupiahs</i> ) |
| (1)  | (2)   | (3)   | (4)   | (5)   |
| Pertanian dan<br>Peternakan                    | 126   | 6 681   | 5 057   | 97 653  |
| Perikanan                                      | -   | -   | -   | -   |
| Perindustrian                                  | 94  | 4 241   | 679   | 12 358  |
| Jasa-jasa Sosial/<br>Masyarakat<br>Dunia Usaha | 488   | 19 830  | 2 173   | 27 152  |
| Perdagangan/<br>Restoran/<br>Komunikasi        | 2 530   | 110 486   | 23 852  | 386 965   |
| Lainnya  | 272   | 9 560   | 357   | 4 770   |
| Konstruksi                                     | 4   | 155   | 71  | 3 939   |
| <b>Jumlah/ Total</b>                           | <b>3 514</b>  | <b>150 953</b>  | <b>32 189</b>   | <b>532 837</b>  |

Sumber : Bank Rakyat Indonesia Cabang

Catatan: Data gabungan dengan BRI KCP Weleri, KCP Boja, dan 25 BRI Unit

**Tabel 10.2.10 Dana Masyarakat di Bank Rakyat Indonesia Cabang Kendal, 2017**  
**Table Public Money at Bank Rakyat Indonesia in Kendal, 2017**

| Bulan<br>Month       | Giro                                     | Deposito                               | Tabungan                                 | Britama          | Simpedes          | Tabungan            |
|----------------------|--|--|--|------------------|-------------------|---------------------|
|                      | <i>Demand<br/>Deposit</i><br>(000.000,-) | <i>Time<br/>Deposit</i><br>(000.000,-) | <i>Saving<br/>Deposit</i><br>(000.000,-) |                  |                   | Haji<br>(000.000,-) |
| (1)                  | (2)                                      | (3)                                    | (4)                                      | (5)              | (6)               | (7)                 |
| Januari              | 121 312                                  | 193 864                                | 7 448                                    | 311 712          | 1 038 650         | 11 481              |
| Februari             | 136 927                                  | 197 637                                | 6 994                                    | 340 954          | 1 003 921         | 11 533              |
| Maret                | 138 269                                  | 205 891                                | 7 065                                    | 364 797          | 1 059 975         | 11 294              |
| April                | 212 554                                  | 209 412                                | 7 840                                    | 441 648          | 1 087 738         | 10 440              |
| Mei                  | 214 638                                  | 219 878                                | 16 275                                   | 378 168          | 1 076 024         | 10 610              |
| Juni                 | 200 579                                  | 222 370                                | 32 767                                   | 402 704          | 1 076 029         | 10 480              |
| Juli                 | 170 550                                  | 230 587                                | 28 358                                   | 405 995          | 1 069 476         | 10 612              |
| Agustus              | 178 167                                  | 246 905                                | 25 466                                   | 398 865          | 1 066 616         | 10 776              |
| September            | 190 644                                  | 251 610                                | 23 784                                   | 400 409          | 1 086 535         | 10 890              |
| Oktober              | 204 899                                  | 253 860                                | 29 385                                   | 380 571          | 1 100 984         | 10 945              |
| November             | 221 767                                  | 254 662                                | 26 826                                   | 383 962          | 1 111 534         | 10 810              |
| Desember             | 128 103                                  | 257 387                                | 24 399                                   | 404 009          | 1 122 522         | 10 672              |
| <b>Jumlah/ Total</b> | <b>2 118 409</b>                         | <b>2 744 063</b>                       | <b>236 607</b>                           | <b>4 613 794</b> | <b>12 900 004</b> | <b>130 543</b>      |

Sumber : Bank Rakyat Indonesia Cabang

Catatan : Data gabungan dengan BRI KCP Weleri, KCP Boja, dan 25 BRI Unit

**Tabel 10.2.11 Kredit Umum Pedesaan (Kupedes) di Bank Rakyat Indonesia Cabang Kendal, 2017**  
**Table Village General Credit at Bank Rakyat Indonesia in Kendal, 2017**

| Sektor<br>Sector     | KKI<br>Small Investment Credit              |  | KKM<br>Smaal Capital Credit                 |  |
|----------------------|---|--|---|--|
|                      | Nasabah<br>Depositor<br>(orang/<br>person ) | Kredit<br>Credit<br>(juta rupiah/billion<br>rupiahs) | Nasabah<br>Depositor<br>(orang/<br>person ) | Kredit<br>Credit<br>(juta rupiah/billion<br>rupiahs) |
| (1)                  | (2)   | (3)  | (4)   | (5)  |
| Pertanian            | 126   | 6 681  | 5 057                                       | 97 653   |
| Perindustrian        | 94  | 4 241  | 679   | 12 358   |
| Perdagangan          | 2 530                                       | 110 486  | 23 869                                      | 237 501  |
| Penghasilan Tetap    | -   | -  | 933   | 45 134   |
| Lainnya              | 272   | 9 560  | 357   | 4 770  |
| <b>Jumlah/ Total</b> | <b>3 022</b>                                | <b>130 968</b>                                       | <b>30 895</b>                               | <b>397 416</b>                                       |

Sumber : Bank Rakyat Indonesia Cabang

Catatan: Data gabungan dengan BRI KCP Weleri, KCP Boja, dan 25 BRI Unit

## 10.3 PEGADAIAN

**Tabel 10.3.1** Jalannya Usaha Perum Pegadaian Cabang Kendal, 2017  
**Table** *Pawnshop Public Enterprise in Kendal, 2017*

| Bulan<br><i>Month</i> | Kredit<br><i>Credit</i> |                  | Pelunasan<br><i>Paying Off</i> |                  | Lelang<br><i>Auction</i> |                  |
|-----------------------|-------------------------|------------------|--------------------------------|------------------|--------------------------|------------------|
|                       | Barang<br>Jaminan       | Uang<br>Pinjaman | Barang<br>Jaminan              | Uang<br>Pinjaman | Barang<br>Jaminan        | Uang<br>Pinjaman |
|                       | <i>(ribu rp)</i>        |                  | <i>(ribu rp)</i>               |                  | <i>(ribu rp)</i>         |                  |
| (1)                   | (2)                     | (3)              | (4)                            | (5)              | (6)                      | (7)              |
| Januari               | 12 325                  | 25 772 730       | 5 956                          | 12 261 940       | -                        | -                |
| Februari              | 12 152                  | 26 397 880       | 6 164                          | 13 189 030       | -                        | -                |
| Maret                 | 12 889                  | 28 450 600       | 7 173                          | 14 943 420       | -                        | -                |
| April                 | 11 493                  | 25 156 670       | 6 090                          | 13 597 230       | -                        | -                |
| Mei                   | 12 410                  | 27 516 020       | 6 876                          | 14 791 850       | -                        | -                |
| Juni                  | 8 937                   | 20 935 310       | 7 409                          | 16 358 910       | 126                      | 224 045,03       |
| Juli                  | 13 176                  | 29 383 520       | 5 789                          | 12 795 230       | 297                      | 864 399,01       |
| Agustus               | 11 894                  | 27 008 540       | 6 431                          | 14 843 740       | 318                      | 654 406,10       |
| September             | 10 308                  | 23 269 570       | 6 726                          | 15 331 450       | 196                      | 364 793,00       |
| Oktober               | 11 200                  | 25 726 340       | 6 086                          | 13 446 850       | 240                      | 400 655,50       |
| November              | 12 081                  | 27 091 400       | 5 730                          | 13 217 730       | 92                       | 177 753,00       |
| Desember              | 11 211                  | 26 505 280       | 6 288                          | 14 309 100       | 164                      | 322 069,10       |
| Jumlah/Total          | 140 076                 | 313 213 860      | 76 718                         | 169 086 480      | 1 433                    | 3 008 120,74     |

Sumber : PT. Pegadaian (Persero) Kantor Cabang Kendal

Source : PT. Pegadaian (Persero), Kendal Branch Office

**Tabel 10.3.2** Jalannya Usaha Perum Pegadaian Unit Kaliwungu, 2017  
**Table** *Pawnshop Public Enterprise in Kaliwungu, 2017*

| Bulan<br><i>Month</i> | Kredit<br><i>Credit</i> |                  | Pelunasan<br><i>Paying Off</i> |                  | Lelang<br><i>Auction</i> |                  |
|-----------------------|-------------------------|------------------|--------------------------------|------------------|--------------------------|------------------|
|                       | Barang<br>Jaminan       | Uang<br>Pinjaman | Barang<br>Jaminan              | Uang<br>Pinjaman | Barang<br>Jaminan        | Uang<br>Pinjaman |
|                       | <i>(ribu rp)</i>        |                  | <i>(ribu rp)</i>               |                  | <i>(ribu rp)</i>         |                  |
| (1)                   | (2)                     | (3)              | (4)                            | (5)              | (6)                      | (7)              |
| Januari               | 2 229                   | 3 698 600        | 1 096                          | 1 929 570        | 39                       | 57 732           |
| Februari              | 2 230                   | 4 122 310        | 1 183                          | 1 940 410        | 23                       | 45 254           |
| Maret                 | 2 295                   | 4 064 530        | 1 259                          | 2 276 770        | 30                       | 49 130           |
| April                 | 2 251                   | 4 416 680        | 1 131                          | 2 151 700        | 20                       | 40 671           |
| Mei                   | 2 222                   | 4 282 470        | 1 312                          | 2 301 590        | 40                       | 74 226           |
| Juni                  | 1 581                   | 3 131 880        | 1 501                          | 2 590 360        | 22                       | 26 230           |
| Juli                  | 2 289                   | 4 289 740        | 1 157                          | 1 970 160        | 27                       | 43 928           |
| Agustus               | 2 243                   | 4 314 940        | 1 166                          | 2 171 960        | 25                       | 33 395           |
| September             | 1 988                   | 3 761 270        | 1 151                          | 2 048 490        | 25                       | 44 900           |
| Oktober               | 1 957                   | 3 964 330        | 1 121                          | 2 052 170        | 13                       | 21 575           |
| November              | 2 036                   | 3 640 600        | 1 055                          | 1 892 160        | 12                       | 25 598           |
| Desember              | 2 100                   | 3 940 580        | 1 153                          | 1 901 360        | 12                       | 14 256           |
| Jumlah/Total          | 25 421                  | 47 627 930       | 14 285                         | 25 226 700       | 288                      | 476 895          |

Sumber : PT. Pegadaian (Persero) Kantor Unit Kaliwungu

Source : PT. Pegadaian (Persero), Kaliwungu Unit Office

**Tabel 10.3.3** Jalannya Usaha Perum Pegadaian Unit Boja, 2017  
**Table** *Pawnshop Public Enterprise in Boja, 2017*

| Bulan<br><i>Month</i> | Kredit<br><i>Credit</i> |                  | Pelunasan<br><i>Paying Off</i> |                  | Lelang<br><i>Auction</i> |                  |
|-----------------------|-------------------------|------------------|--------------------------------|------------------|--------------------------|------------------|
|                       | Barang<br>Jaminan       | Uang<br>Pinjaman | Barang<br>Jaminan              | Uang<br>Pinjaman | Barang<br>Jaminan        | Uang<br>Pinjaman |
|                       | <i>(ribu rp)</i>        |                  | <i>(ribu rp)</i>               |                  | <i>(ribu rp)</i>         |                  |
| (1)                   | (2)                     | (3)              | (4)                            | (5)              | (6)                      | (7)              |
| Januari               | 1 947                   | 4 388 620        | 949                            | 2 185 190        | 12                       | 25 290           |
| Februari              | 1 785                   | 3 950 550        | 845                            | 2 092 400        | 49                       | 73 690           |
| Maret                 | 1 911                   | 4 572 110        | 840                            | 1 960 690        | 11                       | 35 400           |
| April                 | 1 831                   | 4 201 460        | 898                            | 1 945 150        | 68                       | 125 140          |
| Mei                   | 2 027                   | 4 739 480        | 1 006                          | 2 378 460        | 80                       | 167 280          |
| Juni                  | 1 501                   | 3 722 940        | 1 189                          | 2 976 160        | 44                       | 97 740           |
| Juli                  | 2 009                   | 4 742 010        | 999                            | 2 346 490        | 9                        | 12 290           |
| Agustus               | 1 856                   | 4 508 420        | 915                            | 2 133 500        | 131                      | 238 580          |
| September             | 1 704                   | 4 054 800        | 971                            | 2 252 210        | 43                       | 46 830           |
| Oktober               | 1 878                   | 4 761 700        | 875                            | 2 379 910        | 62                       | 174 530          |
| November              | 1 859                   | 4 108 760        | 881                            | 2 028 420        | 49                       | 70 380           |
| Desember              | 1 744                   | 4 343 940        | 969                            | 2 308 000        | 86                       | 235 600          |
| Jumlah/Total          | 22 052                  | 52 094 790       | 11 337                         | 26 986 580       | 644                      | 1 302 750        |

Sumber : PT. Pegadaian (Persero) Kantor Unit Boja

Source : PT. Pegadaian (Persero), Boja Unit Office

## 10.4 KOPERASI

**Tabel 10.4.1** Jumlah Koperasi Menurut Jenis Koperasi dan Kecamatan, 2017  
**Table** Number of Cooperative by Kind and Subdistrict, 2017

| Kecamatan<br>Subdistrict | KUD       | KPR      | Kopkar    | Lainnya    | Jumlah     |
|--------------------------|-----------|----------|-----------|------------|------------|
| (1)                      | (2)       | (3)      | (4)       | (5)        | (6)        |
| 1 Plantungan             | 1         | -        | -         | 9          | 10         |
| 2 Sukorejo               | 1         | -        | 1         | 27         | 29         |
| 3 Pageruyung             | 1         | -        | 0         | 9          | 10         |
| 4 Patean                 | 1         | -        | 0         | 16         | 17         |
| 5 Singorojo              | 1         | -        | 2         | 8          | 11         |
| 6 Limbangan              | 1         | -        | -         | 18         | 19         |
| 7 Boja                   | 1         | -        | 2         | 38         | 41         |
| 8 Kaliwungu              | 1         | -        | 2         | 51         | 54         |
| 9 Kaliwungu Selatan      | 1         | -        | 12        | 10         | 23         |
| 10 Brangsong             | 1         | -        | 2         | 11         | 14         |
| 11 Pegandon              | 1         | -        | 0         | 11         | 12         |
| 12 Ngampel               | -         | -        | 0         | 3          | 3          |
| 13 Gemuh                 | 1         | -        | 0         | 19         | 20         |
| 14 Ringinarum            | -         | -        | 0         | 6          | 6          |
| 15 Weleri                | 1         | -        | 5         | 58         | 64         |
| 16 Rowosari              | 1         | -        | 0         | 19         | 20         |
| 17 Kangkung              | 1         | -        | 0         | 19         | 20         |
| 18 Cepiring              | 1         | -        | 1         | 32         | 34         |
| 19 Patebon               | 1         | -        | 1         | 63         | 65         |
| 20 Kota Kendal           | 2         | -        | 13        | 76         | 91         |
| <b>Jumlah/ Total</b>     | <b>19</b> | <b>0</b> | <b>41</b> | <b>503</b> | <b>563</b> |

Sumber : Dinas Perindustrian, Koperasi, Usaha Kecil, dan Menengah Kabupaten Kendal

Source : Department of Industry, Cooperatives, Small and Medium Enterprises in Kendal

**Tabel 10.4.2** Banyaknya Koperasi KUD, 2017  
**Table** *Number of Cooperative Village, 2017*

| <b>Tahun</b><br><i>Year</i> | <b>Jumlah Koperasi</b><br><i>Number of Cooperative</i> | <b>Modal</b><br><i>Capital</i><br><b>(000,-)</b> | <b>Anggota</b><br><i>Number of Member</i><br><b>(orang/person)</b> |
|-----------------------------|--|--|--|
| (1)                         | (2)  | (3)  | (4)  |
| 2013                        | 19   | 17 684   | 77 383   |
| 2014                        | 19   | 9 986  | 3 628  |
| 2015                        | 19   | 7 884  | 42 531   |
| 2016                        | 19   | 9 746  | 34 142   |
| 2017                        | 19   | 10 227   | 31 174   |

Sumber : Dinas Perindustrian, Koperasi, Usaha Kecil, dan Menengah Kabupaten Kendal

Source : *Department of Industry, Cooperatives, Small and Medium Enterprises in Kendal*



**Tabel 10.4.3** Banyaknya Koperasi Non KUD, 2017  
**Table** *Number of Cooperative Non Village, 2017*

| Rincian<br>Deskription                     | 2013           | 2014           | 2015           | 2016           | 2017           |
|--|----------------|----------------|----------------|----------------|----------------|
| (1)  | (2)            | (3)            | (4)            | (5)            | (6)            |
| <b>Jumlah Koperasi</b>                     | <b>521</b>     | <b>523</b>     | <b>551</b>     | <b>572</b>     | <b>544</b>     |
| Primer/ <i>Primary</i>                     | 280            | 522            | 550            | 571            | 543            |
| Pusat/ <i>Central</i>                      | 240            | -              | -              | -              | -              |
| Gabungan/ <i>Affiliation</i>               | 1              | 1              | 1              | 1              | 1              |
| <b>Modal/ Capital (000,-)</b>              | <b>188 614</b> | <b>781 763</b> | <b>341 324</b> | <b>267 285</b> | <b>301 872</b> |
| <b>Anggota/ Member<br/>(orang/ person)</b> | <b>67 658</b>  | <b>48 650</b>  | <b>116 908</b> | <b>115 121</b> | <b>103 697</b> |

Sumber : Dinas Perindustrian, Koperasi, Usaha Kecil, dan Menengah Kabupaten Kendal

Source : *Department of Industry, Cooperatives, Small and Medium Enterprises in Kendal*

## 10.5 PALANG MERAH INDONESIA

**Tabel 10.5.1** Realisasi Hasil Bulan Dana PMI Kabupaten Kendal, 2017  
**Table** *Donation Realization of Indonesian Red Cross in Kendal, 2017*

|    | Instansi  | Target        | Realisasi          |
|----|---|---------------|--------------------|
|    | <i>Institution</i>  | <i>Target</i> | <i>Realization</i> |
|    | (1)   | (2)           | (3)                |
| 1  | UP3AD/ Samsat   | 35 000 000    | 31 128 300         |
| 2  | Dinas Perhubungan   | 1 200 000     | 1 350 000          |
| 3  | DPMPPTSP  | 3 500 000     | 2 844 000          |
| 4  | Polres Kendal   | 4 000 000     | 3 600 000          |
| 5  | Kodim Kendal  | 3 000 000     | 2 700 000          |
| 6  | Satwan DPRD Kendal  | 5 000 000     | 3 852 000          |
| 7  | Korpri/ BKD   | 25 000 000    | 17 415 000         |
| 8  | Dinas Perdagangan   | 8 000 000     | -                  |
| 9  | Dinas Perekonomian (Karyawan BUMD/Bank Daerah)              | 5 000 000     | 2 880 000          |
| 10 | Dinas PUPR  | 5 000 000     | 3 127 500          |
| 11 | Dinas Pemuda, Olah Raga, dan Pariwisata : PHRI, PAKI, HARPI | 15 000 000    | -                  |
| 12 | Dinas Tenaga Kerja dan Transmigrasi                         | 5 000 000     | 3 510 000          |
| 13 | Dinas Pendidikan  | 90 000 000    | 165 761 100        |
| 14 | Kementerian Agama   | 8 000 000     | 3 722 400          |
| 15 | Dinas Perindustrian, Koperasi, dan UMKM                     | 10 000 000    | 9 000 000          |
| 16 | Forpis (SMA dan SMK)  | -             | 12 904 650         |
| 17 | Guru (SMA dan SMK)  | -             | 2 632 500          |
| 18 | Kecamatan Plantungan (KK)                                   | 10 000 000    | 9 000 000          |
|    | Kecamatan Plantungan (PNS)                                  | 3 000 000     | 2 700 000          |
| 19 | Kecamatan Sukorejo (KK)                                     | 11 000 000    | 9 900 000          |
|    | Kecamatan Sukorejo (PNS)                                    | 3 000 000     | 2 700 000          |
| 20 | Kecamatan Pageruyung (KK)                                   | 10 000 000    | 9 000 000          |
|    | Kecamatan Pageruyung (PNS)                                  | 3 000 000     | 2 700 000          |

Sumber : Kantor PMI Kabupaten Kendal

Source : *Indonesian Red Cross*

**Tabel** 10.5.1 **Lanjutan**  
**Table** **Continued**

|    | <b>Instansi</b>                   | <b>Target</b> | <b>Realisasi</b>   |
|----|-----------------------------------|---------------|--------------------|
|    | <i>Institution</i>                | <i>Target</i> | <i>Realization</i> |
|    | (1)                               | (2)           | (3)                |
| 21 | Kecamatan Patean (KK)             | 11 000 000    | 9 900 000          |
|    | Kecamatan Patean (PNS)            | 3 000 000     | 2 700 000          |
| 22 | Kecamatan Singorojo (KK)          | 10 000 000    | 8 464 500          |
|    | Kecamatan Singorojo (PNS)         | 3 000 000     | 2 700 000          |
| 23 | Kecamatan Limbangan (KK)          | 9 000 000     | 3 330 000          |
|    | Kecamatan Limbangan (PNS)         | 3 000 000     | 1 800 000          |
| 24 | Kecamatan Boja (KK)               | 11 000 000    | 4 050 000          |
|    | Kecamatan Boja (PNS)              | 3 000 000     | 1 800 000          |
| 25 | Kecamatan Kaliwungu (KK)          | 8 600 000     | 7 740 000          |
|    | Kecamatan Kaliwungu (PNS)         | 3 000 000     | 2 367 000          |
| 26 | Kecamatan Kaliwungu Selatan (KK)  | 8 600 000     | 7 740 000          |
|    | Kecamatan Kaliwungu Selatan (PNS) | 3 000 000     | 2 700 000          |
| 27 | Kecamatan Brangsong (KK)          | 11 000 000    | 9 900 000          |
|    | Kecamatan Brangsong (PNS)         | 3 000 000     | 2 700 000          |
| 28 | Kecamatan Pegandon (KK)           | 11 000 000    | 9 900 000          |
|    | Kecamatan Pegandon (PNS)          | 4 000 000     | 3 375 000          |
| 29 | Kecamatan Ngampel (KK)            | 9 000 000     | 8 100 000          |
|    | Kecamatan Ngampel (PNS)           | 3 000 000     | 2 700 000          |
| 30 | Kecamatan Gemuh (KK)              | 12 000 000    | 10 800 000         |
|    | Kecamatan Gemuh (PNS)             | 3 000 000     | 2 700 000          |
| 31 | Kecamatan Ringinarum (KK)         | 10 000 000    | 6 840 000          |
|    | Kecamatan Ringinarum (PNS)        | 3 000 000     | 2 700 000          |
| 32 | Kecamatan Weleri (KK)             | 12 000 000    | 10 485 000         |
|    | Kecamatan Weleri (PNS)            | 3 000 000     | 2 205 000          |

Sumber : Kantor PMI Kabupaten Kendal

Source : Indonesian Red Cross

**Tabel** 10.5.1 **Lanjutan**  
**Table** 10.5.1 **Continued**

|    | <b>Instansi</b>             | <b>Target</b> | <b>Realisasi</b>   |
|----|-----------------------------|---------------|--------------------|
|    | <i>Institution</i>          | <i>Target</i> | <i>Realization</i> |
|    | (1)                         | (2)           | (3)                |
| 33 | Kecamatan Rowosari (KK)     | 12 000 000    | 10 800 000         |
|    | Kecamatan Rowosari (PNS)    | 3 000 000     | 2 700 000          |
| 34 | Kecamatan Kangkung (KK)     | 11 000 000    | 9 900 000          |
|    | Kecamatan Kangkung (PNS)    | 3 000 000     | 2 700 000          |
| 35 | Kecamatan Cepiring (KK)     | 11 000 000    | 8 730 000          |
|    | Kecamatan Cepiring (PNS)    | 3 000 000     | 2 700 000          |
| 36 | Kecamatan Patebon (KK)      | 12 000 000    | 4 050 000          |
|    | Kecamatan Patebon (PNS)     | 4 000 000     | 3 600 000          |
| 37 | Kecamatan Kota Kendal (KK)  | 12 000 000    | 10 800 000         |
|    | Kecamatan Kota Kendal (PNS) | 4 000 000     | 3 600 000          |
|    | Jumlah/Total                | 497 900 000   | 489 703 950        |

Sumber : Kantor PMI Kabupaten Kendal

Source : Indonesian Red Cross

## 10.6 PENDAPATAN PT. KAI

**Tabel** 10.6.1 Pendapatan PT KAI Menurut Jenisnya, 2014 - 2017  
**Table** Revenue of PT KAI's Stations in Kendal, 2014 - 2017

| Tahun<br>Year | Bagasi<br>Luggage | Penumpang<br>Passenger<br>(000,-) |
|---------------|-------------------|-----------------------------------|
| (1)           | (2)               | (3)                               |
| 2014          | -                 | 4 160                             |
| 2015          | 274 000           | 445 113                           |
| 2016          | 3 892 000         | 9 941 418                         |
| 2017          | 536 648 000       | 11 616 548                        |

Sumber : PT KAI Stasiun Weleri

Source : Indonesian State Railways

## 10.7 PAJAK BUMI DAN BANGUNAN

**Tabel 10.7.1** Pemasukan PBB Sektor Pedesaan di Kabupaten Kendal, 2017  
**Table** *Realization of Land and Building Tax From Rural Sector in Kendal, 2017*

| Kecamatan<br><i>District</i> | Target<br><i>Target</i> | Realisasi<br><i>Realization</i> | Persentase<br><i>Percentage (%)</i> |
|------------------------------|-------------------------|---------------------------------|-------------------------------------|
| (1)                          | (2)                     | (3)                             | (4)                                 |
| 1 Plantungan                 | 380 031 268             | 343 031 863                     | 90,26%                              |
| 2 Sukorejo                   | 826 570 065             | 656 225 330                     | 79,39%                              |
| 3 Pageruyung                 | 514 649 916             | 386 735 206                     | 75,15%                              |
| 4 Patean                     | 760 336 141             | 709 773 279                     | 93,35%                              |
| 5 Singorojo                  | 647 412 789             | 485 934 335                     | 75,06%                              |
| 6 Limbangan                  | 637 399 813             | 507 922 840                     | 79,69%                              |
| 7 Boja                       | 1 346 970 686           | 933 836 457                     | 69,33%                              |
| 8 Kaliwungu                  | 191 589 330             | 101 980 390                     | 53,23%                              |
| 9 Kaliwungu Selatan          | 252 074 412             | 198 623 737                     | 78,80%                              |
| 10 Brangsong                 | 729 391 229             | 550 708 701                     | 75,50%                              |
| 11 Pegandon                  | 391 365 008             | 386 470 167                     | 98,75%                              |
| 12 Ngampel                   | 381 335 421             | 336 295 298                     | 88,19%                              |
| 13 Gemuh                     | 937 420 811             | 707 216 672                     | 75,44%                              |
| 14 Ringinarum                | 571 120 448             | 445 591 804                     | 78,02%                              |
| 15 Weleri                    | 492 950 848             | 342 044 391                     | 69,39%                              |
| 16 Rowosari                  | 630 573 569             | 470 020 865                     | 74,54%                              |
| 17 Kangkung                  | 553 701 611             | 553 701 611                     | 100,00%                             |
| 18 Cepiring                  | 678 910 517             | 570 571 166                     | 84,04%                              |
| 19 Patebon                   | 824 140 885             | 531 027 554                     | 64,43%                              |
| 20 Kota Kendal               | -                       | -                               | -                                   |
| <b>Jumlah/ Total</b>         | <b>11 747 944 767</b>   | <b>9 217 711 666</b>            | <b>78,46%</b>                       |

Sumber : Badan Keuangan Daerah

Source : *Regional Finance Agency*

**Tabel 10.7.2 Pemasukan PBB Sektor Perkotaan di Kabupaten Kendal, 2017**  
**Table 10.7.2 Realization of Land and Building Tax From Urban Sector in Kendal, 2017**

| Kecamatan<br><i>District</i> | Target<br><i>Target</i> | Realisasi<br><i>Realization</i> | Persentase<br><i>Percentage (%)</i> |
|------------------------------|-------------------------|---------------------------------|-------------------------------------|
| (1)                          | (2)                     | (3)                             | (4)                                 |
| 1 Plantungan                 | 46 795 752              | 34 824 110                      | 74,42%                              |
| 2 Sukorejo                   | 247 532 492             | 134 780 663                     | 54,45%                              |
| 3 Pageruyung                 | 45 632 305              | 32 147 067                      | 70,45%                              |
| 4 Patean                     | 56 689 601              | 56 689 601                      | 100,00%                             |
| 5 Singorojo                  | 19 397 837              | 15 096 076                      | 77,82%                              |
| 6 Limbangan                  | 120 017 646             | 94 160 129                      | 78,46%                              |
| 7 Boja                       | 326 612 094             | 210 120 663                     | 64,33%                              |
| 8 Kaliwungu                  | 2 837 927 168           | 1 790 116 910                   | 63,08%                              |
| 9 Kaliwungu Selatan          | 326 925 652             | 213 710 092                     | 65,37%                              |
| 10 Brangsong                 | 185 788 132             | 154 307 373                     | 83,06%                              |
| 11 Pegandon                  | 29 782 285              | 22 054 997                      | 74,05%                              |
| 12 Ngampel                   | 32 172 595              | 32 172 595                      | 100,00%                             |
| 13 Gemuh                     | 56 440 125              | 52 413 387                      | 92,87%                              |
| 14 Ringinarum                | 90 225 882              | 74 519 777                      | 82,59%                              |
| 15 Weleri                    | 1 121 104 071           | 798 198 341                     | 71,20%                              |
| 16 Rowosari                  | 50 464 471              | 26 118 676                      | 51,76%                              |
| 17 Kangkung                  | 99 048 471              | 99 048 471                      | 100,00%                             |
| 18 Cepiring                  | 289 695 969             | 100 199 298                     | 34,59%                              |
| 19 Patebon                   | 338 117 646             | 265 533 963                     | 78,53%                              |
| 20 Kota Kendal               | 1 733 686 455           | 1 337 268 383                   | 77,13%                              |
| <b>Jumlah/ Total</b>         | <b>8 054 056 649</b>    | <b>5 543 480 572</b>            | <b>68,83%</b>                       |

Sumber : Badan Keuangan Daerah

Source : Regional Finance Agency

## 10.8 IZIN MENDIRIKAN BANGUNAN

**Tabel 10.8.1 Jumlah Pemohon Izin Mendirikan Bangunan, 2015 - 2017**  
**Table Number Of The Applicant Building Permit in Kendal, 2015 - 2017**

| Rincian<br>Details            | 2015                         |                                    |                                      |
|-------------------------------|------------------------------|------------------------------------|--------------------------------------|
|                               | Jumlah IMB Yang<br>Disetujui | Luas Bangunan<br>(m <sup>2</sup> ) | Biaya Yang Diterima<br>Dinas<br>(Rp) |
| (1)                           | (2)                          | (3)                                | (4)                                  |
| 1 Fungsi I                    |                              |                                    |                                      |
| Rumah Tinggal                 | 239                          | 48 853                             | 276 956 968                          |
| Apartemen                     | -                            | -                                  | -                                    |
| Rumah Susun                   | -                            | -                                  | -                                    |
| 2 Fungsi II                   |                              |                                    |                                      |
| Sarana Pendidikan             | 4                            | 4 655                              | 49 195 000                           |
| Sarana Sosial Keagamaan       | -                            | -                                  | -                                    |
| Sarana Olahraga               | 1                            | 672                                | 16 572 000                           |
| 3 Fungsi III                  |                              |                                    |                                      |
| Sarana Perdagangan            | 27                           | 40 149                             | 832 579 304                          |
| Sarana Hotel & Restoran       | 7                            | 8 999                              | 150 450 000                          |
| Sarana Perkantoran            | 7                            | 4 489                              | 73 982 000                           |
| Campuran                      | 64                           | 10 264                             | 239 163 000                          |
| 4 Fungsi IV (Pabrik/Industri) | 11                           | 17 482                             | 454 059 000                          |
| 5 Fungsi V (Sarang Walet)     | -                            | -                                  | -                                    |
| 6 Tower                       | 10                           | 1 081                              | 12 972 000                           |

Sumber: Dinas Penanaman Modal dan Pelayanan Terpadu Satu Pintu

Source: Local Office of Investment and One Door Integrated Service



**Tabel** 10.8.1 **Lanjutan**  
**Table** **Continued**

| Rincian<br>Details            | 2016                         |                                    |                                      |
|-------------------------------|------------------------------|------------------------------------|--------------------------------------|
|                               | Jumlah IMB Yang<br>Disetujui | Luas Bangunan<br>(m <sup>2</sup> ) | Biaya Yang Diterima<br>Dinas<br>(Rp) |
| (1)                           | (5)                          | (6)                                | (7)                                  |
| 1 Fungsi I                    |                              |                                    |                                      |
| Rumah Tinggal                 | 102                          | 44 497                             | 480 914                              |
| Apartemen                     | -                            | -                                  | -                                    |
| Rumah Susun                   | -                            | -                                  | -                                    |
| 2 Fungsi II                   |                              |                                    |                                      |
| Sarana Pendidikan             | 5                            | 1 372                              | 6 991                                |
| Sarana Sosial Keagamaan       | 1                            | 270                                | -                                    |
| Sarana Olahraga               | -                            | -                                  | -                                    |
| 3 Fungsi III                  |                              |                                    |                                      |
| Sarana Perdagangan            | 54                           | 46 261                             | 65 565                               |
| Sarana Hotel & Restoran       | 2                            | 2 158                              | 6 461                                |
| Sarana Perkantoran            | 9                            | 184                                | 53 956                               |
| Campuran                      | 25                           | 3 329                              | 95 894                               |
| 4 Fungsi IV (Pabrik/Industri) | 18                           | 31 961                             | 91 918                               |
| 5 Fungsi V (Sarang Walet)     | -                            | -                                  | -                                    |
| 6 Tower                       | 12                           | 1 614                              | 19 358                               |

Sumber: Dinas Penanaman Modal dan Pelayanan Terpadu Satu Pintu

Source: Local Office of Investment and One Door Integrated Service

**Tabel** 10.8.1 **Lanjutan**  
**Table** *Continued*

| Rincian<br>Details            | 2017                         |                                    |                                      |
|-------------------------------|------------------------------|------------------------------------|--------------------------------------|
|                               | Jumlah IMB Yang<br>Disetujui | Luas Bangunan<br>(m <sup>2</sup> ) | Biaya Yang Diterima<br>Dinas<br>(Rp) |
| (1)                           | (8)                          | (9)                                | (10)                                 |
| 1 Fungsi I                    |                              |                                    |                                      |
| Rumah Tinggal                 | 76                           | 109 553                            | 259 486 000                          |
| Apartemen                     | -                            | -                                  | -                                    |
| Rumah Susun                   | -                            | -                                  | -                                    |
| 2 Fungsi II                   |                              |                                    |                                      |
| Sarana Pendidikan             | -                            | -                                  | -                                    |
| Sarana Sosial Keagamaan       | -                            | -                                  | -                                    |
| Sarana Olahraga               | 1                            | 506                                | 11 931 000                           |
| 3 Fungsi III                  |                              |                                    |                                      |
| Sarana Perdagangan            | 41                           | 28 243                             | 534 001 000                          |
| Sarana Hotel & Restoran       | 1                            | 1 000                              | 30 899 000                           |
| Sarana Perkantoran            | 10                           | 1 884                              | 38 750 000                           |
| Campuran                      | 10                           | 1 842                              | 161 456 000                          |
| 4 Fungsi IV (Pabrik/Industri) | 3                            | 50 506                             | 261 917 000                          |
| 5 Fungsi V (Sarang Walet)     | -                            | -                                  | -                                    |
| 6 Tower                       | 10                           | 1 258                              | 30 108 000                           |
| 7 Pemancar Radio              | -                            | -                                  | -                                    |
| 8 Rumah Kos                   | 1                            | 161                                | 3 820 000                            |
| 9 Sarana Kesehatan            | 7                            | 749                                | 17 229 000                           |
| 10 Tempat Rekreasi            | 3                            | 2 667                              | 212 437 000                          |

Sumber: Dinas Penanaman Modal dan Pelayanan Terpadu Satu Pintu

Source: Local Office of Investment and One Door Integrated Service

## 10.9 INVESTASI

**Tabel 10.9.1** Realisasi Investasi di Kabupaten Kendal, 2017  
**Table** Investment Realization in Kendal, 2017

| Bulan<br>Month                               | Jumlah Proyek | Tenaga Kerja | Investasi<br>(Rp)           |
|--|---------------|--------------|-----------------------------|
| (1)  | (2)           | (3)          | (4)                         |
| Januari                                      | 18            | 158          | 16 266 494 068,00           |
| Februari                                     | 25            | 296          | 128 703 664 868,00          |
| Maret  | 33            | 511          | 274 621 418 056,00          |
| April  | 21            | 117          | 3 615 878 988 105,00        |
| Mei  | 14            | 146          | 48 481 171 199,00           |
| Juni   | 15            | 455          | 39 628 545 700,00           |
| Juli   | 12            | 108          | 48 803 622 185,00           |
| Agustus                                      | 5             | 27           | 2 840 733 330,00            |
| September                                    | 9             | 54           | 5 382 600 000,00            |
| Oktober                                      | 16            | 24           | 21 276 823 894,00           |
| Nopember                                     | 18            | 19           | 14 017 500 000,00           |
| Desember                                     | 9             | 24           | 5 951 783 918,00            |
| Data perizinan yang<br>diterbitkan kecamatan | 159           | -            | 2 492 250 000,00            |
| <b>Jumlah/ Total</b>                         | <b>354</b>    | <b>1 939</b> | <b>4 224 345 595 323,00</b> |

Sumber: Dinas Penanaman Modal dan Pelayanan Terpadu Satu Pintu


Source: Local Office of Investment and One Door Integrated Service

# *Consumption and Expenditure*

## *Of Kendal Regency*



The average per capita food expenditure per month is Rp.435,883. The largest food consumption group is food and beverages amounting to Rp.140,295,- (32.19 percent).



## KONSUMSI DAN PENGELUARAN

Rata-rata pengeluaran per kapita sebulan adalah biaya yang dikeluarkan untuk konsumsi semua anggota rumah tangga selama sebulan dibagi dengan banyaknya anggota rumah tangga. Pengeluaran untuk konsumsi makanan dihitung selama seminggu terakhir, sedangkan konsumsi bukan makanan dihitung sebulan dan setahun terakhir yang dikonversikan ke dalam pengeluaran rata-rata sebulan. Angka konsumsi/ pengeluaran rata-rata per kapita yang diperoleh dari hasil bagi jumlah konsumsi seluruh rumah tangga (baik mengonsumsi makanan maupun tidak) terhadap jumlah penduduk.

Rata-rata pengeluaran makanan perkapita sebulan sebesar Rp.435.883,-. Kelompok makanan dengan konsumsi terbesar adalah makanan dan minuman jadi sebesar Rp.140.295,- (32,19 persen). Konsumsi makanan terkecil adalah umbi-umbian dengan nilai konsumsi sebesar Rp.2.632,- (0,64 persen).

Rata-rata pengeluaran bukan makanan perkapita sebulan sebesar Rp.396.934,-. Kelompok bukan makanan dengan konsumsi terbesar adalah perumahan, bahan bakar, penerangan, dan air sebesar Rp.157.160,- (39,59 persen). Konsumsi bukan makanan terkecil adalah keperluan pesta dan upacara dengan nilai konsumsi sebesar Rp.13.602,- (3,43 persen).

*The average per capita expenditure per month is the cost spent on consumption of all household members for a month divided by the number of household members. Food consumption expenditures were calculated during the past week, while non-food consumption was calculated a month and the last year was converted into an average monthly expenditure. The average per capita consumption / expenditure derived from the results for the total consumption of all households (whether or not eating food) to the population.*

*The average per capita food expenditure per month is Rp.435,883. The largest food consumption group is food and beverages amounting to Rp.140,295, - (32.19 percent). The smallest food consumption is tubers with a consumption value of Rp. 2,632, (0.64 percent).*

*Average per capita non-food expenditure a month is Rp. 336,934. Non-food groups with the largest consumption are housing, fuel, lighting and water of Rp. 157,160, (39.59 percent). The smallest non-food consumption is the need for parties and ceremonies with a consumption value of Rp.13,602, - (3.43 percent).*

CONSUMPTION AND EXPENDITURE

**Tabel 11.1** **Pengeluaran Rata-rata Perkapita Sebulan Menurut Kelompok Makanan di Kabupaten Kendal (rupiah), 2017**  
**Table 11.1** **Average Expenditure Per Capita Per Month by Food Group in Kendal (rupiahs), 2017**

| Kelompok Makanan<br><i>Food Group</i>                          | Pengeluaran Rata-rata Perkapita<br>Sebulan/ <i>Average Expenditure Per Capita Per Month</i> |
|--|---|
| (1)  | (2)   |
| Padi-padian/ <i>Cereals</i>                                    | 49 815  |
| Umbi-umbian/ <i>Tubers</i>                                     | 2 632   |
| Ikan/ <i>Fish</i>  | 20 692  |
| Daging/ <i>Meat</i>  | 18 600  |
| Telur dan susu/ <i>Eggs and milk</i>                           | 28 875  |
| Sayur-sayuran/ <i>Vegetables</i>                               | 39 830  |
| Kacang-kacangan/ <i>Legumes</i>                                | 12 752  |
| Buah-buahan/ <i>Fruits</i>                                     | 18 205  |
| Minyak dan lemak/ <i>Oil and fats</i>                          | 12 915  |
| Bahan minuman/ <i>Beverage stuffs</i>                          | 16 576  |
| Bumbu-bumbuan/ <i>Spices</i>                                   | 9 331   |
| Konsumsi lainnya/ <i>Miscellaneous food items</i>              | 10 866  |
| Makanan dan minuman jadi<br><i>Prepared food and beverages</i> | 140 295   |
| Tembakau dan sirih/ <i>Tobacco and betel</i>                   | 54 499  |
| <b>Jumlah/Total</b>  | <b>435 883</b>  |

Sumber: Survei Sosial Ekonomi Nasional (Susenas), BPS

Source: National Socioeconomic Survey, BPS-Statistics Indonesia

**Tabel 11.2** Pengeluaran Rata-rata Perkapita Sebulan Menurut Kelompok Bukan Makanan di Kabupaten Kendal (rupiah), 2017  
**Average Expenditure Per Capita Per Month by Non Food Group in Kendal (rupiahs), 2017**

| Kelompok Bukan Makanan<br>Non Food Group   | Pengeluaran Rata-rata Perkapita<br>Sebulan/ <i>Average Expenditure Per Capita Per<br/>Month</i> |
|--|---|
| (1)  | (2)   |
| Perumahan, bahan bakar, penerangan, air<br><i>Housing and household facility</i> | 157 160   |
| Aneka barang dan jasa/ <i>Goods and services</i>                                 | 113 441   |
| Pakaian, alas kaki, dan tutup kepala<br><i>Clothing, footwear, and headgear</i>  | 25 098  |
| Barang yang tahan lama/ <i>Durable goods</i>                                     | 62 552  |
| Pajak, Pungutan, dan Asuransi<br><i>Taxes, Levies, and Insurances</i>            | 25 081  |
| Keperluan pesta dan upacara<br><i>Parties and ceremonies</i>                     | 13 602  |
| <b>Jumlah/Total</b>  | <b>396 934</b>  |

Sumber: Survei Sosial Ekonomi Nasional (Susenas), BPS

Source: National Socioeconomic Survey, BPS-Statistics Indonesia

Halaman ini sengaja dikosongkan

<https://kendalkab.bps.go.id>



# REGIONAL INCOME

*Of Kendal  
Regency*

# ADHB

Atas Dasar Harga Berlaku

Rp **36,441**  
Trilyun

# ADHK

Atas Dasar Harga Konstan

Rp **27,586**  
Trilyun

## XII

### Pertumbuhan Tercepat



Sektor Pertambangan  
dan Penggalian **25,75%**

### 3 Lapangan Usaha dengan Kontribusi Terbesar



Industri  
Pengolahan **41,30%**

### Pertumbuhan Terlambat



Administrasi Pemerintahan,  
Pertahanan, dan Jaminan  
Sosial Wajib **9,52%**



Pertanian, Kehutanan  
dan Perikanan **19,56%**



Perdagangan Besar, Eceran;  
Reparasi, Perawatan Mobil  
dan Sepeda Motor **12,39%**

### LAJU PERTUMBUHAN EKONOMI KABUPATEN KENDAL 2013-2017

**6,22%**

**5,14%**

**5,21%**

**5,53%**

**5,57%**

**2013**

**2014**

**2015**

**2016**

**2017**



**BADAN/PUSAT STATISTIK  
KABUPATEN/KENDAL**

<http://www.kendalkab.bps.go.id>

### Produk Domestik Regional Bruto

Produk Domestik Regional Bruto (PDRB) merupakan nilai tambah bruto seluruh barang dan jasa yang tercipta di wilayah domestik suatu negara yang timbul akibat berbagai aktivitas ekonomi. PDRB atas dasar harga berlaku disusun berdasarkan harga pada periode penghitungan, untuk melihat struktur perekonomian. PDRB atas dasar harga konstan disusun berdasarkan harga pada tahun dasar dan bertujuan untuk mengukur pertumbuhan ekonomi.

Nilai PDRB Kabupaten Kendal tahun 2017 atas dasar harga berlaku, mencapai 36,44 triliun rupiah. Sedangkan berdasarkan harga konstan tahun 2010, PDRB Kabupaten Kendal sebesar 27,59 triliun rupiah. Laju pertumbuhan ekonomi Kabupaten Kendal pada tahun 2017 mencapai 5,57 persen. Sektor Pertambangan dan Penggalian mengalami pertumbuhan tertinggi yaitu 25,75 persen.

Dari sembilan sektor/ 17 kategori ekonomi yang ada pada PDRB tahun 2017, kontribusi tertinggi didapat dari sektor Pertambangan dan Penggalian 41,30 persen. Disusul sektor pertanian 19,56 persen, dan sektor perdagangan 12,39 persen. Selain sektor yang tersebut diatas, lima sektor lainnya hanya menyumbang kurang dari 5 persen dan yang terendah adalah sektor pengadaan listrik dan gas, yang hanya menyumbang sebesar 0,18 persen.

### Gross Regional Domestic Product

*Gross Regional Domestic Product (GRDP) is the gross value added of all goods and services created in the domestic territory of a country arising from various economic activities. GRDP at current prices is arranged based on the price in the calculation period, to see the structure of the economy. GDP based on constant prices is arranged based on prices in the base year and aims to measure economic growth.*

*The value of Kendal Regency's GRDP in 2017 at current prices reached IDR 36.44 trillion. While based on the constant price of 2010, the Kendal Regency's GRDP was 27.59 trillion rupiah. The rate of economic growth in Kendal Regency in 2017 reached 5.57 percent. The Mining and Excavation Sector experienced the highest growth of 25.75 percent.*

*From the nine sectors / 17 economic categories that exist in GRDP in 2017, the highest contribution was obtained from the Mining and Excavation sector 41.30 percent. Followed by the agricultural sector 19.56 percent, and the trade sector 12.39 percent. In addition to the sectors mentioned above, the other five sectors only contributed less than 5 percent and the lowest was the electricity and gas procurement sector, which only contributed 0.18 percent.*

REGIONAL INCOME

**Tabel 12.1** Produk Domestik Regional Bruto Atas Dasar Harga Berlaku Menurut Lapangan Usaha di Kabupaten Kendal (juta rupiah), 2014–2017  
**Table 12.1** *Gross Regional Domestic Product at Current Market Prices by Industry in Kendal Regency (million rupiahs), 2014–2017*

| Lapangan Usaha<br>Industry  | 2014<br>(000.000,-)  | 2015<br>(000.000,-)  | 2016 <sup>x</sup><br>(000.000,-) | 2017 <sup>xx</sup><br>(000.000,-) |
|---|----------------------|----------------------|----------------------------------|-----------------------------------|
| (1)   | (2)                  | (3)                  | (4)                              | (5)                               |
| A. Pertanian, Kehutanan, dan Perikanan                                  | 6 067 670,54         | 6 556 755,89         | 6 862 013,26                     | 7 129 063,45                      |
| B. Pertambangan dan Penggalian  | 126 264,05           | 175 692,70           | 359 600,27                       | 479 307,56                        |
| C. Industri Pengolahan  | 11 568 774,59        | 12 781 915,08        | 14 047 110,80                    | 15 050 265,21                     |
| D. Pengadaan Listrik dan Gas  | 50 645,04            | 52 922,17            | 59 162,50                        | 66 610,91                         |
| E. Pengadaan Air, Pengelolaan Sampah, Limbah, dan Daur Ulang            | 21 015,70            | 22 170,29            | 23 144,59                        | 24 371,25                         |
| F. Konstruksi   | 1 830 870,33         | 2 025 941,31         | 2 196 824,64                     | 2 415 956,45                      |
| G. Perdagangan Besar dan Eceran, Reparasi Mobil dan Sepeda              | 3 541 857,87         | 3 828 092,46         | 4 150 163,86                     | 4 513 857,29                      |
| H. Transportasi dan Pergudangan   | 519 114,01           | 598 561,39           | 638 556,18                       | 705 529,05                        |
| I. Penyediaan Akomodasi dan Makan Minum                                 | 849 397,43           | 999 279,86           | 1 122 355,92                     | 1 258 820,28                      |
| J. Informasi dan Komunikasi   | 849 949,97           | 859 951,97           | 944 767,16                       | 1 077 034,57                      |
| K. Jasa Keuangan dan Asuransi   | 568 971,98           | 624 234,05           | 700 803,09                       | 757 515,33                        |
| L. Real Estate  | 220 210,88           | 280 210,88           | 304 590,35                       | 335 049,38                        |
| M,N. Jasa Perusahaan  | 72 462,02            | 83 762,02            | 96 317,87                        | 107 876,02                        |
| O. Administrasi Pemerintahan, Pertahanan, dan Jaminan Sosial            | 624 995,30           | 674 995,30           | 730 051,48                       | 774 314,67                        |
| P. Jasa Pendidikan  | 726 271,46           | 786 271,46           | 880 316,97                       | 976 391,20                        |
| Q. Jasa Kesehatan dan Kegiatan Sosial                                   | 199 028,75           | 224 028,75           | 250 580,50                       | 280 650,16                        |
| R,S,T,U. Jasa Lainnya   | 356 858,57           | 376 858,57           | 429 180,82                       | 489 266,14                        |
| <b>Produk Domestik Regional Bruto<br/>Gross Regional Domestic Bruto</b> | <b>28 194 358,49</b> | <b>30 951 644,16</b> | <b>33 795 540,25</b>             | <b>36 441 878,91</b>              |

Sumber: BPS Kabupaten Kendal

Source: *Statistics Indonesia of Kendal*

Catatan: \*) angka sementara

\*\*) angka sangat sementara

**Produk Domestik Regional Bruto Atas Dasar Harga Konstan 2010  
Menurut Lapangan Usaha di Kabupaten Kendal (juta rupiah),  
2014–2017**

**Tabel**  
**Table** 12.2

**Gross Regional Domestic Product at 2010 Constant Market Prices  
by Industry in Kendal Regency (million rupiahs), 2014–2017**

| <b>Lapangan Usaha<br/>Industry</b>                                      | <b>2014<br/>(000.000,-)</b> | <b>2015<br/>(000.000,-)</b> | <b>2016<sup>x</sup><br/>(000.000,-)</b> | <b>2017<sup>xx</sup><br/>(000.000,-)</b> |
|---|-----------------------------|-----------------------------|---|--|
| (1)   | (2)                         | (3)                         | (4)                                     | (5)                                      |
| A. Pertanian, Kehutanan, dan Perikanan                                  | 5 130 347,67                | 5 293 295,38                | 5 439 635,40                            | 5 619 675,38                             |
| B. Pertambangan dan Penggalian  | 100 524,65                  | 117 945,59                  | 221 583,34                              | 278 651,58                               |
| C. Industri Pengolahan  | 9 472 061,92                | 9 977 893,54                | 10 497 820,53                           | 11 031 200,49                            |
| D. Pengadaan Listrik dan Gas  | 53 383,57                   | 53 006,04                   | 56 202,05                               | 58 778,90                                |
| E. Pengadaan Air, Pengelolaan Sampah,<br>Limbah, dan Daur Ulang         | 20 593,92                   | 21 055,43                   | 21 512,95                               | 22 420,15                                |
| F. Konstruksi   | 1 536 866,18                | 1 629 144,78                | 1 739 413,20                            | 1 864 508,35                             |
| G. Perdagangan Besar dan Eceran,<br>Reparasi Mobil dan Sepeda           | 2 961 033,82                | 3 044 750,11                | 3 199 780,71                            | 3 370 002,01                             |
| H. Transportasi dan Pergudangan   | 488 409,13                  | 530 026,39                  | 561 763,28                              | 601 402,67                               |
| I. Penyediaan Akomodasi dan Makan<br>Minum                              | 746 027,10                  | 831 535,42                  | 886 776,39                              | 947 948,65                               |
| J. Informasi dan Komunikasi   | 894 618,28                  | 979 866,65                  | 1 060 760,28                            | 1 177 200,15                             |
| K. Jasa Keuangan dan Asuransi   | 424 684,94                  | 447 148,08                  | 488 302,35                              | 523 888,41                               |
| L. Real Estate  | 192 186,98                  | 236 770,73                  | 252 609,43                              | 272 315,49                               |
| M,N. Jasa Perusahaan  | 60 606,20                   | 65 496,23                   | 73 210,02                               | 80 099,07                                |
| O. Administrasi Pemerintahan,<br>Pertahanan, dan Jaminan Sosial         | 474 047,48                  | 499 217,86                  | 511 043,35                              | 523 938,00                               |
| P. Jasa Pendidikan  | 528 321,34                  | 565 719,83                  | 608 925,27                              | 656 674,07                               |
| Q. Jasa Kesehatan dan Kegiatan Sosial                                   | 140 550,55                  | 151 459,96                  | 166 392,66                              | 181 035,25                               |
| R,S,T,U. Jasa Lainnya   | 312 570,64                  | 317 993,34                  | 345 405,86                              | 376 358,47                               |
| <b>Produk Domestik Regional Bruto<br/>Gross Regional Domestic Bruto</b> | <b>23 536 834,39</b>        | <b>24 762 325,36</b>        | <b>26 131 137,07</b>                    | <b>27 586 097,11</b>                     |

Sumber: BPS Kabupaten Kendal

Source: Statistics Indonesia of Kendal

Catatan: \*) angka sementara

\*\*) angka sangat sementara

**Distribusi Persentase Produk Domestik Regional Bruto Atas Dasar Harga Berlaku Menurut Lapangan Usaha di Kabupaten Kendal (persen), 2014–2017**

**Tabel**  
**Table** 12.3

**Percentage Distribution of Gross Regional Domestic Product at Current Market Prices by Industry in Kendal Regency (percent), 2014–2017**

| <b>Lapangan Usaha</b><br><b>Industry</b>                                      | <b>2014</b><br><b>(persen)</b> | <b>2015</b><br><b>(persen)</b> | <b>2016<sup>x</sup></b><br><b>(persen)</b> | <b>2017<sup>xx</sup></b><br><b>(persen)</b> |
|---|--------------------------------|--------------------------------|--|---|
| (1)   | (2)                            | (3)                            | (4)  | (5)   |
| A. Pertanian, Kehutanan, dan Perikanan  | 21,52                          | 21,18                          | 20,30                                      | 19,56                                       |
| B. Pertambangan dan Penggalian  | 0,45                           | 0,57                           | 1,06                                       | 1,32  |
| C. Industri Pengolahan  | 41,03                          | 41,30                          | 41,56                                      | 41,30                                       |
| D. Pengadaan Listrik dan Gas  | 0,18                           | 0,17                           | 0,18                                       | 0,18  |
| E. Pengadaan Air, Pengelolaan Sampah, Limbah, dan Daur Ulang                  | 0,07                           | 0,07                           | 0,07                                       | 0,07  |
| F. Konstruksi   | 6,49                           | 6,55                           | 6,50                                       | 6,63  |
| G. Perdagangan Besar dan Eceran, Reparasi Mobil dan Sepeda                    | 12,56                          | 12,37                          | 12,28                                      | 12,39                                       |
| H. Transportasi dan Pergudangan   | 1,84                           | 1,93                           | 1,89                                       | 1,94  |
| I. Penyediaan Akomodasi dan Makan Minum                                       | 3,01                           | 3,23                           | 3,32                                       | 3,45  |
| J. Informasi dan Komunikasi   | 3,01                           | 2,78                           | 2,80                                       | 2,96  |
| K. Jasa Keuangan dan Asuransi   | 2,02                           | 2,02                           | 2,07                                       | 2,08  |
| L. Real Estate  | 0,78                           | 0,91                           | 0,90                                       | 0,92  |
| M,N. Jasa Perusahaan  | 0,26                           | 0,27                           | 0,29                                       | 0,30  |
| O. Administrasi Pemerintahan, Pertahanan, dan Jaminan Sosial                  | 2,22                           | 2,18                           | 2,16                                       | 2,12  |
| P. Jasa Pendidikan  | 2,58                           | 2,54                           | 2,60                                       | 2,68  |
| Q. Jasa Kesehatan dan Kegiatan Sosial   | 0,71                           | 0,72                           | 0,74                                       | 0,77  |
| R,S,T,U. Jasa Lainnya   | 1,27                           | 1,22                           | 1,27                                       | 1,34  |
| <b>Produk Domestik Regional Bruto</b><br><b>Gross Regional Domestic Bruto</b> | <b>100,00</b>                  | <b>100,00</b>                  | <b>100,00</b>                              | <b>100,00</b>                               |

Sumber: BPS Kabupaten Kendal

Source: Statistics Indonesia of Kendal

Catatan: \*) angka sementara

\*\*) angka sangat sementara

**Laju Pertumbuhan Produk Domestik Regional Bruto Atas Dasar Harga Konstan 2010 Menurut Lapangan Usaha di Kabupaten Kendal (persen), 2014–2017**

**Tabel**  
**Table** 12.4

***Growth Rate of Gross Regional Domestic Product at 2010 Constant Market Prices by Industry in Kendal Regency (percent), 2014–2017***

| <b>Lapangan Usaha</b><br><b>Industry</b>                                      | <b>2014</b><br><b>(persen)</b> | <b>2015</b><br><b>(persen)</b> | <b>2016<sup>x</sup></b><br><b>(persen)</b> | <b>2017<sup>xx</sup></b><br><b>(persen)</b> |
|---|--------------------------------|--------------------------------|--|---|
| (1)   | (2)                            | (3)                            | (4)  | (5)   |
| A. Pertanian, Kehutanan, dan Perikanan  | 2,82                           | 3,18                           | 2,76                                       | 3,31  |
| B. Pertambangan dan Penggalian  | 6,30                           | 17,33                          | 87,87                                      | 25,75                                       |
| C. Industri Pengolahan  | 5,53                           | 5,34                           | 5,21                                       | 5,08  |
| D. Pengadaan Listrik dan Gas  | 7,12                           | -0,71                          | 6,03                                       | 4,58  |
| E. Pengadaan Air, Pengelolaan Sampah, Limbah, dan Daur Ulang                  | 5,96                           | 2,24                           | 2,17                                       | 4,22  |
| F. Konstruksi   | 4,45                           | 6,00                           | 6,77                                       | 7,19  |
| G. Perdagangan Besar dan Eceran, Reparasi Mobil dan Sepeda                    | 5,95                           | 2,83                           | 5,09                                       | 5,32  |
| H. Transportasi dan Pergudangan   | 5,42                           | 8,52                           | 5,99                                       | 7,06  |
| I. Penyediaan Akomodasi dan Makan Minum                                       | 6,11                           | 11,46                          | 6,64                                       | 6,90  |
| J. Informasi dan Komunikasi   | 9,98                           | 9,53                           | 8,26                                       | 10,98                                       |
| K. Jasa Keuangan dan Asuransi   | 5,01                           | 5,29                           | 9,20                                       | 7,29  |
| L. Real Estate  | 5,22                           | 23,20                          | 6,69                                       | 7,80  |
| M,N. Jasa Perusahaan  | 5,60                           | 8,07                           | 11,78                                      | 9,41  |
| O. Administrasi Pemerintahan, Pertahanan, dan Jaminan Sosial                  | 1,60                           | 5,31                           | 2,37                                       | 2,52  |
| P. Jasa Pendidikan  | 9,99                           | 7,08                           | 7,64                                       | 7,84  |
| Q. Jasa Kesehatan dan Kegiatan Sosial   | 7,83                           | 7,76                           | 9,86                                       | 8,80  |
| R,S,T,U. Jasa Lainnya   | 8,23                           | 1,73                           | 8,62                                       | 8,96  |
| <b>Produk Domestik Regional Bruto</b><br><b>Gross Regional Domestic Bruto</b> | <b>5,17</b>                    | <b>5,21</b>                    | <b>5,53</b>                                | <b>5,57</b>                                 |

Sumber: BPS Kabupaten Kendal

Source: *Statistics Indonesia of Kendal*

Catatan: \*) angka sementara

\*\*) angka sangat sementara

**Tabel 12.5** **Indeks Harga Implisit Produk Domestik Regional Bruto Menurut Lapangan Usaha di Kabupaten Kendal (2010=100), 2014–2017**  
**Table 12.5** **Implicit Price Index of Gross Regional Domestic Product by Industry in Kendal Regency (2010=100), 2014–2017**

| Lapangan Usaha<br>Industry  | 2014          | 2015          | 2016 <sup>x</sup> | 2017 <sup>xx</sup> |
|---|---------------|---------------|-------------------|--------------------|
| (1)   | (2)           | (3)           | (4)               | (5)                |
| A. Pertanian, Kehutanan, dan Perikanan                                  | 118,27        | 123,87        | 126,15            | 126,86             |
| B. Pertambangan dan Penggalian  | 125,61        | 148,96        | 162,29            | 172,01             |
| C. Industri Pengolahan  | 122,14        | 128,10        | 133,81            | 136,43             |
| D. Pengadaan Listrik dan Gas  | 94,87         | 99,84         | 105,27            | 113,32             |
| E. Pengadaan Air, Pengelolaan Sampah,<br>Limbah, dan Daur Ulang         | 102,05        | 105,29        | 107,58            | 108,70             |
| F. Konstruksi   | 119,13        | 124,36        | 126,30            | 129,58             |
| G. Perdagangan Besar dan Eceran,<br>Reparasi Mobil dan Sepeda           | 119,62        | 125,73        | 129,70            | 133,94             |
| H. Transportasi dan Pergudangan   | 106,29        | 112,93        | 113,67            | 117,31             |
| I. Penyediaan Akomodasi dan Makan<br>Minum                              | 113,86        | 120,17        | 126,57            | 132,79             |
| J. Informasi dan Komunikasi   | 95,01         | 87,76         | 89,07             | 91,49              |
| K. Jasa Keuangan dan Asuransi   | 133,98        | 139,60        | 143,52            | 144,59             |
| L. Real Estate  | 114,58        | 118,35        | 120,58            | 123,04             |
| M,N. Jasa Perusahaan  | 119,56        | 127,89        | 131,56            | 134,68             |
| O. Administrasi Pemerintahan,<br>Pertahanan, dan Jaminan Sosial         | 131,84        | 135,21        | 142,86            | 147,79             |
| P. Jasa Pendidikan  | 137,47        | 138,99        | 144,57            | 148,69             |
| Q. Jasa Kesehatan dan Kegiatan Sosial                                   | 141,61        | 147,91        | 150,60            | 155,03             |
| R,S,T,U. Jasa Lainnya   | 114,17        | 118,51        | 124,25            | 130,00             |
| <b>Produk Domestik Regional Bruto<br/>Gross Regional Domestic Bruto</b> | <b>119,79</b> | <b>124,99</b> | <b>129,33</b>     | <b>132,10</b>      |

Sumber: BPS Kabupaten Kendal

Source: Statistics Indonesia of Kendal

Catatan: \*) angka sementara

\*\*) angka sangat sementara

**Tabel 12.6** Laju Implisit Produk Domestik Regional Bruto Menurut Lapangan Usaha di Kabupaten Kendal, 2014–2017  
**Table 12.6** *Implicit Growth Rate of Gross Regional Domestic Product by Industry in Kendal Regency, 2014–2017*

| Lapangan Usaha<br>Industry  | 2014<br>(persen) | 2015<br>(persen) | 2016 <sup>x</sup><br>(persen) | 2017 <sup>xx</sup><br>(persen) |
|---|------------------|------------------|-------------------------------|--------------------------------|
| (1)   | (2)              | (3)              | (4)                           | (5)                            |
| A. Pertanian, Kehutanan, dan Perikanan                                  | 5,50             | 4,73             | 1,84                          | 0,56                           |
| B. Pertambangan dan Penggalian  | 17,99            | 18,59            | 8,95                          | 5,99                           |
| C. Industri Pengolahan  | 6,26             | 4,89             | 4,46                          | 1,96                           |
| D. Pengadaan Listrik dan Gas  | 0,22             | 5,24             | 5,43                          | 7,65                           |
| E. Pengadaan Air, Pengelolaan Sampah,<br>Limbah, dan Daur Ulang         | 1,23             | 3,18             | 2,17                          | 1,04                           |
| F. Konstruksi   | 6,00             | 4,39             | 1,56                          | 2,60                           |
| G. Perdagangan Besar dan Eceran,<br>Reparasi Mobil dan Sepeda           | 9,31             | 5,11             | 3,16                          | 3,27                           |
| H. Transportasi dan Pergudangan   | 5,09             | 6,25             | 0,65                          | 3,21                           |
| I. Penyediaan Akomodasi dan Makan<br>Minum                              | 3,96             | 5,55             | 5,32                          | 4,92                           |
| J. Informasi dan Komunikasi   | -4,43            | -7,63            | 1,48                          | 2,72                           |
| K. Jasa Keuangan dan Asuransi   | 6,95             | 4,20             | 2,80                          | 0,75                           |
| L. Real Estate  | 5,87             | 3,29             | 1,88                          | 2,04                           |
| M,N. Jasa Perusahaan  | 4,40             | 6,96             | 2,87                          | 2,37                           |
| O. Administrasi Pemerintahan,<br>Pertahanan, dan Jaminan Sosial         | 9,00             | 2,55             | 5,65                          | 3,45                           |
| P. Jasa Pendidikan  | 6,44             | 1,10             | 4,02                          | 2,85                           |
| Q. Jasa Kesehatan dan Kegiatan Sosial                                   | 6,20             | 4,45             | 1,81                          | 2,94                           |
| R,S,T,U. Jasa Lainnya   | 7,00             | 3,80             | 4,85                          | 4,62                           |
| <b>Produk Domestik Regional Bruto<br/>Gross Regional Domestic Bruto</b> | <b>6,10</b>      | <b>4,35</b>      | <b>3,47</b>                   | <b>2,14</b>                    |

Sumber: BPS Kabupaten Kendal

Source: *Statistics Indonesia of Kendal*

Catatan: \*) angka sementara

\*\*) angka sangat sementara

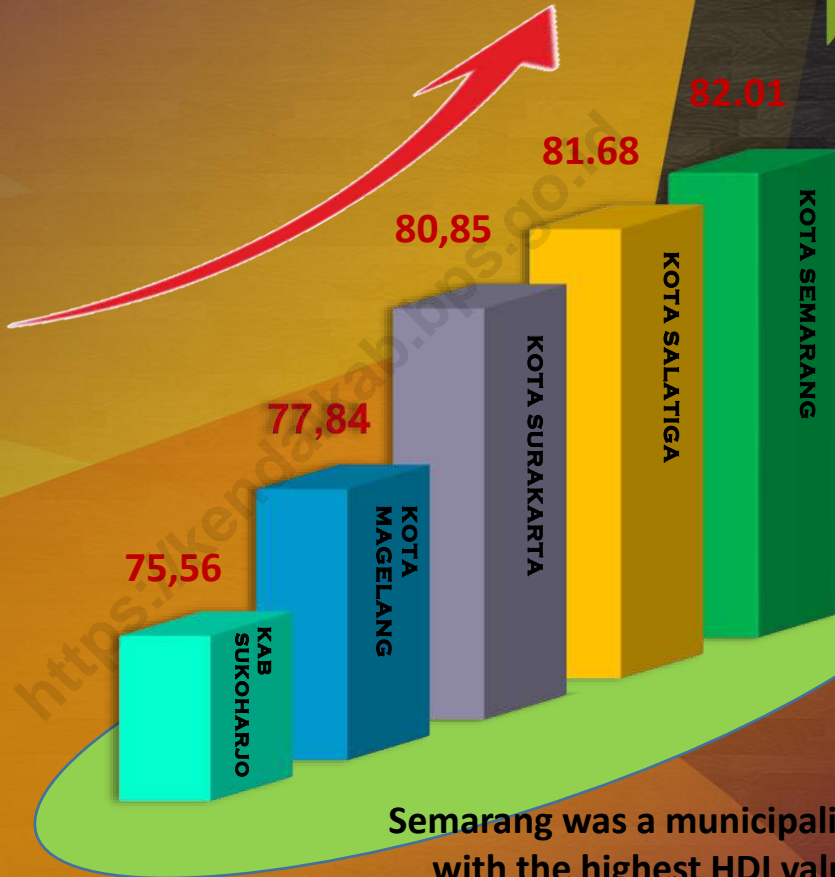


Halaman ini sengaja dikosongkan

<https://kendalkab.bps.go.id>

# Regensy/ Municipality Comparison

## Of Kendal Regency



Semarang was a municipality  
with the highest HDI value  
(2017)



PERBANDINGAN ANTAR KABUPATEN/KOTA

**Tabel 13.1** Jumlah Penduduk Menurut Kabupaten/Kota di Provinsi Jawa Tengah , 2015-2017  
**Table 13.1** Population by Regency/Municipality in Jawa Tengah Province, 2015-2017

| Kabupaten/Kota<br>Regency/Municipality | 2015      | 2016      | 2017      |
|--|-----------|-----------|-----------|
| (1)                                    | (2)       | (3)       | (4)       |
| <b>Kabupaten/Regency</b>               |           |           |           |
| 1. Cilacap                             | 1 694 726 | 1 703 390 | 1 711 627 |
| 2. Banyumas                            | 1 635 909 | 1 650 625 | 1 665 025 |
| 3. Purbalingga                         | 898 376   | 907 507   | 916 427   |
| 4. Banjarnegara                        | 901 826   | 907 410   | 912 917   |
| 5. Kebumen                             | 1 184 882 | 1 188 603 | 1 192 007 |
| 6. Purworejo                           | 710 386   | 712 686   | 714 574   |
| 7. Wonosobo                            | 777 122   | 780 793   | 784 207   |
| 8. Magelang                            | 1 245 496 | 1 257 123 | 1 268 396 |
| 9. Boyolali                            | 963 690   | 969 325   | 974 579   |
| 10. Klaten                             | 1 158 795 | 1 163 218 | 1 167 401 |
| 11. Sukoharjo                          | 864 207   | 871 397   | 878 374   |
| 12. Wonogiri                           | 949 017   | 951 975   | 954 706   |
| 13. Karanganyar                        | 856 198   | 864 021   | 871 596   |
| 14. Sragen                             | 879 027   | 882 090   | 885 122   |
| 15. Grobogan                           | 1 351 429 | 1 358 404 | 1 365 207 |
| 16. Blora                              | 852 108   | 855 573   | 858 865   |
| 17. Rembang                            | 619 173   | 624 096   | 628 922   |
| 18. Pati                               | 1 232 889 | 1 239 989 | 1 246 691 |
| 19. Kudus                              | 831 303   | 841 499   | 851 478   |
| 20. Jepara                             | 1 188 289 | 1 205 800 | 1 223 198 |

Sumber: Proyeksi Penduduk Kabupaten/Kota Provinsi Jawa Tengah 2010–2025 (Pertengahan tahun/Juni)  
 Source: Indonesia Population Projection 2010–2025 (mid year/June)

REGENCY/MUNICIPALITY COMPARISON

**Tabel** 13.1 **Lanjutan**  
**Table** 13.1 **Continued**

| <b>Kabupaten/Kota</b>       |            | <b>2015</b>       | <b>2016</b>       | <b>2017</b>       |
|-----------------------------|------------|-------------------|-------------------|-------------------|
| <b>Regency/Municipality</b> |            |                   |                   |                   |
| <b>(1)</b>                  |            | <b>(2)</b>        | <b>(3)</b>        | <b>(4)</b>        |
| 21.                         | Demak      | 1 117 905         | 1 129 298         | 1 140 675         |
| 22.                         | Semarang   | 1 000 887         | 1 014 198         | 1 027 489         |
| 23.                         | Temanggung | 745 825           | 752 486           | 759 128           |
| 24.                         | Kendal     | 942 283           | 949 682           | 957 024           |
| 25.                         | Batang     | 743 090           | 749 720           | 756 079           |
| 26.                         | Pekalongan | 873 986           | 880 092           | 886 197           |
| 27.                         | Pemalang   | 1 288 577         | 1 292 609         | 1 296 281         |
| 28.                         | Tegal      | 1 424 891         | 1 429 386         | 1 433 515         |
| 29.                         | Brebes     | 1 781 379         | 1 788 880         | 1 796 004         |
| <b>Kota/ Municipality</b>   |            |                   |                   |                   |
| 1.                          | Magelang   | 120 792           | 121 112           | 121 474           |
| 2.                          | Surakarta  | 512 226           | 514 171           | 516 102           |
| 3.                          | Salatiga   | 183 815           | 186 420           | 188 928           |
| 4.                          | Semarang   | 1 701 114         | 1 729 083         | 1 757 686         |
| 5.                          | Pekalongan | 296 404           | 299 222           | 301 870           |
| 6.                          | Tegal      | 246 119           | 247 212           | 248 094           |
| <b>Jawa Tengah</b>          |            | <b>33 774 141</b> | <b>34 019 095</b> | <b>34 257 865</b> |

Sumber: Proyeksi Penduduk Kabupaten/Kota Provinsi Jawa Tengah 2010–2025 (Pertengahan tahun/Juni)  
Source: Indonesia Population Projection 2010–2025 (mid year/June)

**Produk Domestik Regional Bruto Atas Dasar Harga Berlaku Menurut Kabupaten/Kota di Provinsi Jawa Tengah (milyar rupiah), 2014–2017**

**Tabel**  
**Table** 13.2

**Gross Regional Domestic Product at Current Market Prices by Regency/Municipality in Jawa Tengah Province (billion rupiahs), 2014–2017**

| <b>Kabupaten/Kota</b><br><b>Regency/Municipality</b> | <b>2014</b> | <b>2015</b> | <b>2016<sup>x</sup></b> | <b>2017<sup>xx</sup></b> |
|--|-------------|-------------|-------------------------|--------------------------|
| (1)  | (2)         | (3)         | (4)                     | (5)                      |
| <b>Kabupaten/Regency</b>                             |             |             |                         |                          |
| 1. Cilacap   | 92 025,90   | 98 876,59   | 98 896,29               | 105 670,50               |
| 2. Banyumas  | 34 923,37   | 38 798,79   | 42 016,94               | 45 585,98                |
| 3. Purbalingga                                       | 16 630,45   | 18 426,16   | 19 965,12               | 21 466,86                |
| 4. Banjarnegara                                      | 14 342,96   | 15 851,81   | 17 235,17               | 18 959,76                |
| 5. Kebumen   | 18 645,42   | 20 779,29   | 22 315,25               | 23 968,32                |
| 6. Purworejo   | 12 660,42   | 13 865,64   | 14 966,27               | 16 105,13                |
| 7. Wonosobo  | 13 001,09   | 14 136,66   | 15 348,50               | 16 285,24                |
| 8. Magelang  | 21 923,41   | 24 148,64   | 26 108,95               | 28 045,17                |
| 9. Boyolali  | 21 117,42   | 23 567,82   | 25 931,74               | 28 500,25                |
| 10. Klaten   | 26 270,89   | 28 988,78   | 31 557,69               | 34 190,86                |
| 11. Sukoharjo  | 24 407,49   | 26 700,72   | 29 119,61               | 31 715,41                |
| 12. Wonogiri   | 19 668,24   | 21 585,48   | 23 296,88               | 25 101,23                |
| 13. Karanganyar                                      | 24 635,06   | 26 904,05   | 29 322,29               | 31 780,40                |
| 14. Sragen   | 24 569,01   | 27 315,12   | 29 626,14               | 32 263,06                |
| 15. Grobogan   | 18 181,84   | 20 182,09   | 21 737,32               | 23 564,12                |
| 16. Blora  | 15 101,98   | 16 368,35   | 19 993,67               | 21 797,10                |
| 17. Rembang  | 12 821,72   | 13 897,82   | 14 867,08               | 16 214,03                |
| 18. Pati   | 28 504,86   | 31 263,15   | 33 830,86               | 36 602,31                |

Sumber: BPS Provinsi Jawa Tengah

Source: BPS-Statistics of Jawa Tengah Province

REGENCY/MUNICIPALITY COMPARISON

**Tabel** 13.2 **Lanjutan**  
**Table** **Continued**

| <b>Kabupaten/Kota</b><br><b>Regency/Municipality</b> | <b>2014</b> | <b>2015</b> | <b>2016<sup>x</sup></b> | <b>2017<sup>xx</sup></b> |
|--|-------------|-------------|-------------------------|--------------------------|
| (1)  | (2)         | (3)         | (4)                     | (5)                      |
| <b>Kabupaten/Regency</b>                             |             |             |                         |                          |
| 19. Kudus  | 78 810,08   | 84 126,63   | 89 931,93               | 97 514,79                |
| 20. Jepara   | 20 067,29   | 22 096,35   | 23 929,62               | 25 865,32                |
| 21. Demak  | 17 381,40   | 19 333,99   | 20 856,88               | 22 592,87                |
| 22. Semarang   | 33 160,76   | 36 378,52   | 39 753,76               | 42 981,65                |
| 23. Temanggung                                       | 14 592,45   | 16 139,71   | 17 564,47               | 18 833,17                |
| 24. Kendal   | 28 194,36   | 30 951,64   | 33 795,54               | 36 441,88                |
| 25. Batang   | 14 408,44   | 15 908,51   | 17 200,83               | 18 699,57                |
| 26. Pekalongan                                       | 15 268,43   | 16 803,66   | 18 216,70               | 19 763,36                |
| 27. Pemalang   | 16 751,92   | 18 491,39   | 20 036,52               | 21 823,95                |
| 28. Tegal  | 23 108,65   | 25 608,64   | 28 025,64               | 30 383,81                |
| 29. Brebes   | 30 899,92   | 34 444,08   | 37 394,54               | 40 083,96                |
| <b>Kota/Municipality</b>                             |             |             |                         |                          |
| 1. Magelang  | 5 926,22    | 6 480,58    | 7 015,38                | 7 638,61                 |
| 2. Surakarta   | 32 062,45   | 34 970,37   | 37 791,27               | 41 066,14                |
| 3. Salatiga  | 8 870,87    | 9 714,87    | 10 539,85               | 11 438,58                |
| 4. Semarang  | 122 109,90  | 134 205,80  | 146 674,70              | 161 245,90               |
| 5. Pekalongan  | 7 092,78    | 7 778,27    | 8 507,54                | 9 287,96                 |
| 6. Tegal   | 10 060,19   | 10 979,95   | 11 918,48               | 13 008,17                |

Sumber: BPS Provinsi Jawa Tengah  
Source: BPS-Statistics of Jawa Tengah Province

**Produk Domestik Regional Bruto Atas Dasar Harga Konstan 2010  
Menurut Kabupaten/Kota di Provinsi Jawa Tengah (milyar rupiah),  
2014–2017**

**Tabel**  
**Table** 13.3

**Gross Regional Domestic Product at 2010 Constant Market Prices  
by Regency/Municipality in Jawa Tengah Province (billion  
rupiahs), 2014–2017**

| Kabupaten/Kota<br>Regency/Municipality | 2014      | 2015      | 2016 <sup>x</sup> | 2017 <sup>xx</sup> |
|--|-----------|-----------|-------------------|--------------------|
| (1)                                    | (2)       | (3)       | (4)               | (5)                |
| <b>Kabupaten/Regency</b>               |           |           |                   |                    |
| 1. Cilacap                             | 83 391,50 | 88 357,61 | 92 830,36         | 95 103,85          |
| 2. Banyumas                            | 29 367,69 | 31 164,88 | 33 051,05         | 35 147,31          |
| 3. Purbalingga                         | 13 397,71 | 14 130,61 | 14 806,55         | 15 564,28          |
| 4. Banjarnegara                        | 11 629,85 | 12 266,05 | 12 929,66         | 13 630,39          |
| 5. Kebumen                             | 15 163,09 | 16 115,55 | 16 916,22         | 17 743,92          |
| 6. Purworejo                           | 10 312,94 | 10 862,65 | 11 418,36         | 12 005,10          |
| 7. Wonosobo                            | 10 828,17 | 11 334,08 | 11 916,00         | 12 292,80          |
| 8. Magelang                            | 17 936,29 | 18 864,65 | 19 876,74         | 20 882,80          |
| 9. Boyolali                            | 17 148,35 | 18 170,38 | 19 132,56         | 20 188,70          |
| 10. Klaten                             | 21 424,52 | 22 558,98 | 23 717,93         | 24 920,30          |
| 11. Sukoharjo                          | 20 449,01 | 21 612,08 | 22 845,98         | 24 152,94          |
| 12. Wonogiri                           | 16 107,80 | 16 977,20 | 17 865,35         | 18 788,40          |
| 13. Karanganyar                        | 20 262,44 | 21 286,29 | 22 428,79         | 23 665,95          |
| 14. Sragen                             | 20 169,82 | 21 390,87 | 22 618,32         | 23 933,25          |
| 15. Grobogan                           | 15 064,46 | 15 962,62 | 16 674,63         | 17 617,25          |
| 16. Blora                              | 12 227,20 | 12 882,59 | 15 913,43         | 16 843,36          |
| 17. Rembang                            | 10 284,27 | 10 850,27 | 11 418,01         | 12 123,47          |
| 18. Pati                               | 23 365,21 | 24 770,33 | 26 121,96         | 27 532,17          |

Sumber: BPS Provinsi Jawa Tengah

Source: BPS-Statistics of Jawa Tengah Province

REGENCY/MUNICIPALITY COMPARISON

**Tabel** 13.3 **Lanjutan**  
**Table** **Continued**

| Kabupaten/Kota<br>Regency/Municipality | 2014       | 2015       | 2016 <sup>x</sup> | 2017 <sup>xx</sup> |
|--|------------|------------|-------------------|--------------------|
| (1)                                    | (2)        | (3)        | (4)               | (5)                |
| <b>Kabupaten/Regency</b>               |            |            |                   |                    |
| 19. Kudus                              | 62 600,68  | 65 029,94  | 66 669,09         | 68 649,05          |
| 20. Jepara                             | 16 374,72  | 17 210,37  | 18 074,13         | 19 001,04          |
| 21. Demak                              | 14 078,42  | 14 913,00  | 15 666,35         | 16 537,58          |
| 22. Semarang                           | 27 264,11  | 28 768,33  | 30 283,03         | 31 939,25          |
| 23. Temanggung                         | 11 867,68  | 12 489,39  | 13 110,75         | 13 724,46          |
| 24. Kendal                             | 23 536,83  | 24 762,33  | 26 131,14         | 27 586,10          |
| 25. Batang                             | 11 693,90  | 12 328,24  | 12 942,69         | 13 627,28          |
| 26. Pekalongan                         | 12 630,37  | 13 234,56  | 13 917,70         | 14 652,18          |
| 27. Pemalang                           | 13 898,67  | 14 673,70  | 15 463,80         | 16 297,65          |
| 28. Tegal                              | 18 958,84  | 19 999,48  | 21 182,92         | 22 322,10          |
| 29. Brebes                             | 25 074,17  | 26 572,83  | 27 921,99         | 29 450,23          |
| <b>Kota/Municipality</b>               |            |            |                   |                    |
| 1. Magelang                            | 4 992,11   | 5 247,34   | 5 518,69          | 5 804,31           |
| 2. Surakarta                           | 26 984,36  | 28 453,49  | 29 966,37         | 31 562,98          |
| 3. Salatiga                            | 7 378,04   | 7 759,18   | 8 163,94          | 8 589,01           |
| 4. Semarang                            | 103 109,90 | 109 110,70 | 115 485,40        | 122 000,40         |
| 5. Pekalongan                          | 5 755,28   | 6 043,10   | 6 367,27          | 6 706,28           |
| 6. Tegal                               | 8 491,33   | 8 953,88   | 9 440,53          | 9 955,59           |

Sumber: BPS Provinsi Jawa Tengah

Source: BPS-Statistics of Jawa Tengah Province



Laju Pertumbuhan Produk Domestik Regional Bruto Atas Dasar Harga Konstan 2010 Menurut Kabupaten/Kota di Provinsi Jawa Tengah (persen), 2014–2017

**Tabel**  
**Table** 13.4

*Growth Rate of Gross Regional Domestic Product at 2010 Constant Market Prices by Regency/Municipality in Jawa Tengah Province (percent), 2014–2017*

| Kabupaten/Kota<br>Regency/Municipality | 2014 | 2015 | 2016 <sup>x</sup> | 2017 <sup>xx</sup> |
|--|------|------|-------------------|--------------------|
| (1)                                    | (2)  | (3)  | (4)               | (5)                |
| <b>Kabupaten/Regency</b>               |      |      |                   |                    |
| 1. Cilacap                             | 2,92 | 5,96 | 5,06              | 2,45               |
| 2. Banyumas                            | 5,67 | 6,12 | 6,05              | 6,34               |
| 3. Purbalingga                         | 4,85 | 5,47 | 4,78              | 5,12               |
| 4. Banjarnegara                        | 5,31 | 5,47 | 5,41              | 5,42               |
| 5. Kebumen                             | 5,79 | 6,28 | 4,97              | 4,89               |
| 6. Purworejo                           | 4,48 | 5,33 | 5,12              | 5,14               |
| 7. Wonosobo                            | 4,78 | 4,67 | 5,13              | 3,16               |
| 8. Magelang                            | 5,38 | 5,18 | 5,37              | 5,06               |
| 9. Boyolali                            | 5,42 | 5,96 | 5,30              | 5,52               |
| 10. Klaten                             | 5,84 | 5,30 | 5,14              | 5,07               |
| 11. Sukoharjo                          | 5,40 | 5,69 | 5,71              | 5,72               |
| 12. Wonogiri                           | 5,26 | 5,40 | 5,23              | 5,17               |
| 13. Karanganyar                        | 5,22 | 5,05 | 5,37              | 5,52               |
| 14. Sragen                             | 5,59 | 6,05 | 5,74              | 5,81               |
| 15. Grobogan                           | 4,07 | 5,96 | 4,46              | 5,65               |
| 16. Blora                              | 4,39 | 5,36 | 23,53             | 5,84               |
| 17. Rembang                            | 5,15 | 5,50 | 5,23              | 6,18               |
| 18. Pati                               | 4,64 | 6,01 | 5,46              | 5,40               |

Sumber: BPS Provinsi Jawa Tengah

Source: BPS-Statistics of Jawa Tengah Province

REGENCY/MUNICIPALITY COMPARISON

**Tabel** 13.4 **Lanjutan**  
**Table** **Continued**

| Kabupaten/Kota<br>Regency/Municipality | 2014 | 2015 | 2016 <sup>x</sup> | 2017 <sup>xx</sup> |
|--|------|------|-------------------|--------------------|
| (1)                                    | (2)  | (3)  | (4)               | (5)                |
| <b>Kabupaten/Regency</b>               |      |      |                   |                    |
| 19. Kudus                              | 4,43 | 3,88 | 2,52              | 2,97               |
| 20. Jepara                             | 4,81 | 5,10 | 5,02              | 5,13               |
| 21. Demak                              | 4,29 | 5,93 | 5,05              | 5,56               |
| 22. Semarang                           | 5,85 | 5,52 | 5,27              | 5,47               |
| 23. Temanggung                         | 5,03 | 5,24 | 4,98              | 4,68               |
| 24. Kendal                             | 5,14 | 5,21 | 5,53              | 5,57               |
| 25. Batang                             | 5,31 | 5,42 | 4,98              | 5,29               |
| 26. Pekalongan                         | 4,95 | 4,78 | 5,16              | 5,28               |
| 27. Pemasang                           | 5,52 | 5,58 | 5,38              | 5,39               |
| 28. Tegal                              | 5,03 | 5,49 | 5,92              | 5,38               |
| 29. Brebes                             | 5,30 | 5,98 | 5,08              | 5,47               |
| <b>Kota/Municipality</b>               |      |      |                   |                    |
| 1. Magelang                            | 4,98 | 5,11 | 5,17              | 5,18               |
| 2. Surakarta                           | 5,28 | 5,44 | 5,32              | 5,33               |
| 3. Salatiga                            | 5,57 | 5,17 | 5,22              | 5,21               |
| 4. Semarang                            | 6,31 | 5,82 | 5,84              | 5,64               |
| 5. Pekalongan                          | 5,48 | 5,00 | 5,36              | 5,32               |
| 6. Tegal                               | 5,04 | 5,45 | 5,44              | 5,46               |

Sumber: BPS Provinsi Jawa Tengah  
Source: BPS-Statistics of Jawa Tengah Province

**Tabel 13.5** Jumlah Penduduk Miskin Menurut Kabupaten/Kota di Provinsi Jawa Tengah (ribu), 2015-2017  
**Table 13.5** Number of Poor People by Regency/Municipality in Jawa Tengah Province (thousand), 2015-2017

| Kabupaten/Kota<br>Regency/Municipality | 2015  | 2016  | 2017  |
|--|-------|-------|-------|
| (1)                                    | (2)   | (3)   | (4)   |
| <b>Kabupaten/Regency</b>               |       |       |       |
| 1. Cilacap                             | 243,5 | 240,2 | 238,3 |
| 2. Banyumas                            | 285,9 | 283,9 | 283,2 |
| 3. Purbalingga                         | 176,5 | 171,8 | 171,9 |
| 4. Banjarnegara                        | 165,4 | 158,2 | 156,8 |
| 5. Kebumen                             | 241,9 | 235,9 | 233,4 |
| 6. Purworejo                           | 101,3 | 99,1  | 98,6  |
| 7. Wonosobo                            | 166,4 | 160,1 | 159,2 |
| 8. Magelang                            | 162,4 | 158,9 | 157,2 |
| 9. Boyolali                            | 120,0 | 117,0 | 116,4 |
| 10. Klaten                             | 172,3 | 168,0 | 165,0 |
| 11. Sukoharjo                          | 79,9  | 78,9  | 76,7  |
| 12. Wonogiri                           | 123,0 | 124,8 | 123,0 |
| 13. Karanganyar                        | 106,4 | 107,7 | 106,8 |
| 14. Sragen                             | 130,4 | 126,8 | 124,0 |
| 15. Grobogan                           | 184,5 | 184,1 | 181,0 |
| 16. Blora                              | 115,1 | 113,9 | 111,9 |
| 17. Rembang                            | 119,1 | 115,5 | 115,2 |
| 18. Pati                               | 147,1 | 144,2 | 141,7 |
| 19. Kudus                              | 64,1  | 64,2  | 64,4  |
| 20. Jepara                             | 100,6 | 100,3 | 99,0  |

Sumber: Survei Sosial Ekonomi Nasional

Source: National Socio Economic Survey

REGENCY/MUNICIPALITY COMPARISON

**Tabel** 13.5 **Lanjutan**  
**Table** 13.5 **Continued**

| Kabupaten/Kota<br>Regency/Municipality |            | 2015           | 2016           | 2017           |
|--|------------|----------------|----------------|----------------|
| (1)                                    |            | (2)            | (3)            | (4)            |
| <b>Kabupaten/Regency</b>               |            |                |                |                |
| 21.                                    | Demak      | 160,9          | 158,8          | 152,6          |
| 22.                                    | Semarang   | 81,3           | 80,7           | 79,7           |
| 23.                                    | Temanggung | 87,5           | 87,1           | 86,8           |
| 24.                                    | Kendal     | 109,3          | 107,8          | 106,1          |
| 25.                                    | Batang     | 83,5           | 82,6           | 81,5           |
| 26.                                    | Pekalongan | 112,1          | 113,3          | 111,6          |
| 27.                                    | Pemalang   | 235,5          | 227,1          | 225,0          |
| 28.                                    | Tegal      | 143,5          | 144,2          | 141,8          |
| 29.                                    | Brebes     | 352,0          | 348,0          | 343,5          |
| <b>Kota/ Municipality</b>              |            |                |                |                |
| 1.                                     | Magelang   | 10,9           | 10,6           | 10,6           |
| 2.                                     | Surakarta  | 55,7           | 55,9           | 54,9           |
| 3.                                     | Salatiga   | 10,6           | 9,7            | 9,6            |
| 4.                                     | Semarang   | 84,3           | 83,6           | 80,9           |
| 5.                                     | Pekalongan | 24,1           | 23,7           | 22,5           |
| 6.                                     | Tegal      | 20,3           | 20,3           | 20,1           |
| <b>Jawa Tengah</b>                     |            | <b>4.577,3</b> | <b>4.506,9</b> | <b>4.450,9</b> |

Sumber: Survei Sosial Ekonomi Nasional

Source: National Socio Economic Survey

**Tabel 13.6** **Persentase Penduduk Miskin Menurut Kabupaten/Kota di Provinsi Jawa Tengah, 2015-2017**  
**Table 13.6** **Percentage of Poor People by Regency/Municipality in Jawa Tengah Province, 2015-2017**

| Kabupaten/Kota<br>Regency/Municipality | 2015  | 2016  | 2017  |
|--|-------|-------|-------|
| (1)                                    | (2)   | (3)   | (4)   |
| <b>Kabupaten/Regency</b>               |       |       |       |
| 1. Cilacap                             | 14,39 | 14,12 | 13,94 |
| 2. Banyumas                            | 17,52 | 17,23 | 17,05 |
| 3. Purbalingga                         | 19,70 | 18,98 | 18,80 |
| 4. Banjarnegara                        | 18,37 | 17,46 | 17,21 |
| 5. Kebumen                             | 20,44 | 19,86 | 19,60 |
| 6. Purworejo                           | 14,27 | 13,91 | 13,81 |
| 7. Wonosobo                            | 21,45 | 20,53 | 20,32 |
| 8. Magelang                            | 13,07 | 12,67 | 12,42 |
| 9. Boyolali                            | 12,45 | 12,09 | 11,96 |
| 10. Klaten                             | 14,89 | 14,46 | 14,15 |
| 11. Sukoharjo                          | 9,26  | 9,07  | 8,75  |
| 12. Wonogiri                           | 12,98 | 13,12 | 12,90 |
| 13. Karanganyar                        | 12,46 | 12,49 | 12,28 |
| 14. Sragen                             | 14,86 | 14,38 | 14,02 |
| 15. Grobogan                           | 13,68 | 13,57 | 13,27 |
| 16. Blora                              | 13,52 | 13,33 | 13,04 |
| 17. Rembang                            | 19,28 | 18,54 | 18,35 |
| 18. Pati                               | 11,95 | 11,65 | 11,38 |
| 19. Kudus                              | 7,73  | 7,65  | 7,59  |
| 20. Jepara                             | 8,50  | 8,35  | 8,12  |

Sumber: Survei Sosial Ekonomi Nasional

Source: National Socio Economic Survey

REGENCY/MUNICIPALITY COMPARISON

**Tabel** 13.6 Lanjutan  
**Table** 13.6 *Continued*

| <b>Kabupaten/Kota</b>       |            | <b>2015</b>  | <b>2016</b>  | <b>2017</b>  |
|-----------------------------|------------|--------------|--------------|--------------|
| <b>Regency/Municipality</b> |            |              |              |              |
| (1)                         |            | (2)          | (3)          | (4)          |
| <b>Kabupaten/Regency</b>    |            |              |              |              |
| 21.                         | Demak      | 14,44        | 14,10        | 13,41        |
| 22.                         | Semarang   | 8,15         | 7,99         | 7,78         |
| 23.                         | Temanggung | 11,76        | 11,60        | 11,46        |
| 24.                         | Kendal     | 11,62        | 11,37        | 11,10        |
| 25.                         | Batang     | 11,27        | 11,04        | 10,80        |
| 26.                         | Pekalongan | 12,84        | 12,90        | 12,61        |
| 27.                         | Pemalang   | 18,30        | 17,58        | 17,37        |
| 28.                         | Tegal      | 10,09        | 10,10        | 9,90         |
| 29.                         | Brebes     | 19,79        | 19,47        | 19,14        |
| <b>Kota/ Municipality</b>   |            |              |              |              |
| 1.                          | Magelang   | 9,05         | 8,79         | 8,75         |
| 2.                          | Surakarta  | 10,89        | 10,88        | 10,65        |
| 3.                          | Salatiga   | 5,80         | 5,24         | 5,07         |
| 4.                          | Semarang   | 4,97         | 4,85         | 4,62         |
| 5.                          | Pekalongan | 8,09         | 7,92         | 7,47         |
| 6.                          | Tegal      | 8,26         | 8,20         | 8,11         |
| <b>Jawa Tengah</b>          |            | <b>13,58</b> | <b>13,27</b> | <b>13,01</b> |

Sumber: Survei Sosial Ekonomi Nasional

Source: National Socio Economic Survey

**Tabel 13.7** Indeks Pembangunan Manusia Menurut Kabupaten/Kota di Provinsi Jawa Tengah (ribu), 2014–2017  
**Table 13.7** *Human Development Index by Regency/Municipality in Jawa Tengah Province (thousand), 2014–2017*

| Kabupaten/Kota<br>Regency/Municipality | 2014  | 2015  | 2016  | 2017  |
|--|-------|-------|-------|-------|
| (1)                                    | (2)   | (3)   | (4)   | (5)   |
| <b>Kabupaten/Regency</b>               |       |       |       |       |
| 1. Cilacap                             | 67,25 | 67,77 | 68,60 | 68,90 |
| 2. Banyumas                            | 69,25 | 69,89 | 70,49 | 70,75 |
| 3. Purbalingga                         | 66,23 | 67,03 | 67,48 | 67,72 |
| 4. Banjarnegara                        | 63,15 | 64,73 | 65,52 | 65,86 |
| 5. Kebumen                             | 65,67 | 66,87 | 67,41 | 68,29 |
| 6. Purworejo                           | 70,12 | 70,37 | 70,66 | 71,31 |
| 7. Wonosobo                            | 65,20 | 65,70 | 66,19 | 66,89 |
| 8. Magelang                            | 66,35 | 67,13 | 67,85 | 68,39 |
| 9. Boyolali                            | 70,34 | 71,74 | 72,18 | 72,64 |
| 10. Klaten                             | 73,19 | 73,81 | 73,97 | 74,25 |
| 11. Sukoharjo                          | 73,76 | 74,53 | 75,06 | 75,56 |
| 12. Wonogiri                           | 66,77 | 67,76 | 68,23 | 68,66 |
| 13. Karanganyar                        | 73,89 | 74,26 | 74,90 | 75,22 |
| 14. Sragen                             | 70,52 | 71,10 | 71,43 | 72,40 |
| 15. Grobogan                           | 67,77 | 68,05 | 68,52 | 68,87 |
| 16. Blora                              | 65,84 | 66,22 | 66,61 | 67,52 |
| 17. Rembang                            | 67,40 | 68,18 | 68,60 | 68,95 |
| 18. Pati                               | 66,99 | 68,51 | 69,03 | 70,12 |
| 19. Kudus                              | 72,00 | 72,72 | 72,94 | 73,84 |
| 20. Jepara                             | 69,61 | 70,02 | 70,25 | 70,79 |

Sumber: Survei Sosial Ekonomi Nasional

Source: National Socio Economic Survey

REGENCY/MUNICIPALITY COMPARISON

**Tabel** 13.7 **Lanjutan**  
**Table** 13.7 **Continued**

| <b>Kabupaten/Kota</b><br><b>Regency/Municipality</b> | <b>2014</b>  | <b>2015</b>  | <b>2016</b>  | <b>2017</b>  |
|--|--------------|--------------|--------------|--------------|
| (1)  | (2)          | (3)          | (4)          | (5)          |
| <b>Kabupaten/Regency</b>                             |              |              |              |              |
| 21. Demak  | 68,95        | 69,75        | 70,10        | 70,41        |
| 22. Semarang   | 71,65        | 71,89        | 72,40        | 73,20        |
| 23. Temanggung                                       | 65,97        | 67,07        | 67,60        | 68,34        |
| 24. Kendal   | 68,46        | 69,57        | 70,11        | 70,62        |
| 25. Batang   | 64,07        | 65,46        | 66,38        | 67,35        |
| 26. Pekalongan                                       | 66,98        | 67,40        | 67,71        | 68,40        |
| 27. Pemasang   | 62,35        | 63,70        | 64,17        | 65,04        |
| 28. Tegal  | 64,10        | 65,04        | 65,84        | 66,44        |
| 29. Brebes   | 62,55        | 63,18        | 63,98        | 64,86        |
| <b>Kota/ Municipality</b>                            |              |              |              |              |
| 1. Magelang  | 75,79        | 76,39        | 77,16        | 77,84        |
| 2. Surakarta   | 79,34        | 80,14        | 80,76        | 80,85        |
| 3. Salatiga  | 79,98        | 80,96        | 81,14        | 81,68        |
| 4. Semarang  | 79,24        | 80,23        | 81,19        | 82,01        |
| 5. Pekalongan  | 71,53        | 72,69        | 73,32        | 73,77        |
| 6. Tegal   | 72,20        | 72,96        | 73,55        | 73,95        |
| <b>Jawa Tengah</b>                                   | <b>68,78</b> | <b>69,49</b> | <b>69,98</b> | <b>70,52</b> |

Sumber: Survei Sosial Ekonomi Nasional

Source: National Socio Economic Survey



**Tabel 13.8** Perkembangan Inflasi Tahun Kalender 35 Kabupaten/ Kota di Provinsi Jawa Tengah Tahun 2015 - 2017  
**Table 13.8** *Yearly Inflation Calender of 35 Regency/ Municipality in Jawa Tengah Province, 2015–2017*

| Kabupaten/Kota<br>Regency/Municipality | 2015 | 2016 | 2017 |
|--|------|------|------|
| (1)                                    | (2)  | (3)  | (4)  |
| <b>Kabupaten/Regency</b>               |      |      |      |
| 1. Cilacap                             | 2,63 | 2,77 | 4,41 |
| 2. Banyumas                            | 2,52 | 2,42 | 3,91 |
| 3. Purbalingga                         | 1,62 | 2,39 | 3,72 |
| 4. Banjarnegara                        | 2,97 | 2,87 | 3,67 |
| 5. Kebumen                             | 2,91 | 2,71 | 3,25 |
| 6. Purworejo                           | 3,45 | 2,66 | 4,29 |
| 7. Wonosobo                            | 2,71 | 2,97 | 3,21 |
| 8. Magelang                            | 3,60 | 2,86 | 3,47 |
| 9. Boyolali                            | 2,58 | 2,65 | 3,08 |
| 10. Klaten                             | 2,57 | 2,31 | 3,12 |
| 11. Sukoharjo                          | 2,69 | 2,34 | 3,40 |
| 12. Wonogiri                           | 2,13 | 2,94 | 2,32 |
| 13. Karanganyar                        | 2,40 | 1,93 | 3,15 |
| 14. Sragen                             | 3,05 | 2,49 | 3,18 |
| 15. Grobogan                           | 3,31 | 2,41 | 4,05 |
| 16. Blora                              | 2,85 | 2,14 | 2,98 |
| 17. Rembang                            | 2,66 | 1,75 | 3,31 |
| 18. Pati                               | 3,23 | 2,31 | 3,51 |
| 19. Kudus                              | 3,28 | 2,32 | 4,17 |
| 20. Jepara                             | 4,57 | 3,45 | 2,83 |

Sumber : BPS Provinsi Jawa Tengah

Source : BPS-Statistics of Jawa Tengah Province

REGENCY/MUNICIPALITY COMPARISON

**Tabel** 13.8 **Lanjutan**  
**Table** **Continued**

| <b>Kabupaten/Kota</b><br><b>Regency/Municipality</b> | <b>2015</b> | <b>2016</b> | <b>2017</b> |
|--|-------------|-------------|-------------|
| (1)  | (2)         | (3)         | (4)         |
| <b>Kabupaten/Regency</b>                             |             |             |             |
| 21. Demak  | 2,80        | 2,27        | 3,57        |
| 22. Semarang   | 2,85        | 2,39        | 3,67        |
| 23. Temanggung                                       | 2,74        | 2,42        | 3,12        |
| 24. Kendal   | 4,13        | 2,47        | 3,60        |
| 25. Batang   | 2,94        | 2,24        | 3,44        |
| 26. Pekalongan                                       | 3,42        | 2,96        | 4,01        |
| 27. Pemasang   | 3,52        | 2,33        | 3,64        |
| 28. Tegal  | 3,64        | 2,67        | 3,58        |
| 29. Brebes   | 3,08        | 2,84        | 4,24        |
| <b>Kota/ Municipality</b>                            |             |             |             |
| 1. Magelang  | 2,70        | 2,25        | 3,90        |
| 2. Surakarta   | 2,56        | 2,15        | 3,10        |
| 3. Salatiga  | 2,61        | 2,19        | 3,50        |
| 4. Semarang  | 2,56        | 2,32        | 3,64        |
| 5. Pekalongan  | 3,46        | 2,94        | 3,61        |
| 6. Tegal   | 3,95        | 2,71        | 4,03        |
| <b>Jawa Tengah</b>                                   | <b>2,73</b> | <b>2,36</b> | <b>3,71</b> |

Sumber : BPS Provinsi Jawa Tengah

Source: BPS-Statistics of Jawa Tengah Province

## Kabupaten/Kota dan Jenis Kegiatan Selama Seminggu yang Lalu di Provinsi Jawa Tengah, 2017

Tabel

**Table 13.9** *Population Aged 15 Years and Over by Regency/Municipality and Type of Activity During The Previous Week in Jawa Tengah Province, 2017*

| Kabupaten/Kota<br><i>Regency/Municipality</i> | Angkatan Kerja/ <i>Economically Active</i> |  |                        |
|---|--|--|------------------------|
|   | Bekerja<br><i>Working</i>                  | Pengangguran<br>Terbuka<br><i>Unemployment</i> | Jumlah<br><i>Total</i> |
| (1)   | (2)  | (3)  | (4)                    |
| <b>Kabupaten/Regency</b>                      |  |  |                        |
| 1. Cilacap                                    | 788 414                                    | 52 992   | 841 406                |
| 2. Banyumas                                   | 785 231                                    | 38 048   | 823 279                |
| 3. Purbalingga                                | 463 809                                    | 26 138   | 489 947                |
| 4. Banjarnegara                               | 464 432                                    | 23 025   | 487 457                |
| 5. Kebumen                                    | 560 548                                    | 33 110   | 593 658                |
| 6. Purworejo                                  | 342 433                                    | 12 923   | 355 356                |
| 7. Wonosobo                                   | 404 533                                    | 17 667   | 422 200                |
| 8. Magelang                                   | 704 651                                    | 17 644   | 722 295                |
| 9. Boyolali                                   | 504 684                                    | 19 215   | 523 899                |
| 10. Klaten                                    | 586 684                                    | 26 661   | 613 345                |
| 11. Sukoharjo                                 | 450 280                                    | 10 437   | 460 717                |
| 12. Wonogiri                                  | 531 570                                    | 12 987   | 544 557                |
| 13. Karanganyar                               | 457 277                                    | 14 964   | 472 241                |
| 14. Sragen                                    | 466 610                                    | 22 266   | 488 876                |
| 15. Grobogan                                  | 724 515                                    | 22 590   | 747 105                |
| 16. Blora                                     | 455 270                                    | 13 339   | 468 609                |
| 17. Rembang                                   | 335 518                                    | 11 052   | 346 570                |
| 18. Pati                                      | 623 407                                    | 24 826   | 648 233                |
| 19. Kudus                                     | 453 121                                    | 16 722   | 469 843                |
| 20. Jepara                                    | 609 391                                    | 31 002   | 640 393                |

Sumber: Survei Angkatan Kerja Nasional Agustus

Source: August National Labor Force Survey

REGENCY/MUNICIPALITY COMPARISON

**Tabel** 13.9 Lanjutan  
**Table** Continued

| Kabupaten/Kota<br><i>Regency/Municipality</i> | Angkatan Kerja/ <i>Economically Active</i> |  |                        |
|---|--|--|------------------------|
|   | Bekerja<br><i>Working</i>                  | Pengangguran<br>Terbuka<br><i>Unemployment</i> | Jumlah<br><i>Total</i> |
| (1)   | (2)  | (3)  | (4)                    |
| <b>Kabupaten/Regency</b>                      |  |  |                        |
| 21. Demak                                     | 549 295                                    | 25 704   | 574 999                |
| 22. Semarang                                  | 596 297                                    | 10 799   | 607 096                |
| 23. Temanggung                                | 421 481                                    | 12 908   | 434 389                |
| 24. Kendal                                    | 460 967                                    | 23 892   | 484 859                |
| 25. Batang                                    | 365 710                                    | 22 597   | 388 307                |
| 26. Pekalongan                                | 441 290                                    | 20 246   | 461 536                |
| 27. Pemalang                                  | 587 819                                    | 34 779   | 622 598                |
| 28. Tegal                                     | 645 162                                    | 51 000   | 696 162                |
| 29. Brebes                                    | 823 661                                    | 72 051   | 895 712                |
| <b>Kota/Municipality</b>                      |  |  |                        |
| 1. Magelang                                   | 58 582                                     | 4 193  | 62 775                 |
| 2. Surakarta                                  | 259 394                                    | 12 133   | 271 527                |
| 3. Salatiga                                   | 100 834                                    | 4 155  | 104 989                |
| 4. Semarang                                   | 899 796                                    | 63 700   | 963 496                |
| 5. Pekalongan                                 | 149 487                                    | 7 958  | 157 445                |
| 6. Tegal                                      | 114 521                                    | 10 215   | 124 736                |
| <b>Jawa Tengah</b>                            | <b>6 474 296</b>                           | <b>376 330</b>                                 | <b>6 850 626</b>       |

Sumber: Survei Angkatan Kerja Nasional Agustus

Source: August National Labor Force Survey

**Tabel** 13.9 **Lanjutan**  
**Table** 13.9 **Continued**

| <b>Kabupaten/Kota</b><br><b>Regency/Municipality</b> | <b>Bukan Angkatan Kerja</b><br><b>Economically Inactive</b> | <b>Jumlah</b><br><b>Total</b> |
|--|---|-------------------------------|
| (1)  | (5)   | (6)                           |
| <b>Kabupaten/Regency</b>                             |   |                               |
| 1. Cilacap   | 429 192   | 1 270 598                     |
| 2. Banyumas  | 439 640   | 1 262 919                     |
| 3. Purbalingga                                       | 193 607   | 683 554                       |
| 4. Banjarnegara                                      | 199 588   | 687 045                       |
| 5. Kebumen   | 294 480   | 888 138                       |
| 6. Purworejo   | 195 727   | 551 083                       |
| 7. Wonosobo  | 161 166   | 583 366                       |
| 8. Magelang  | 247 348   | 969 643                       |
| 9. Boyolali  | 224 917   | 748 816                       |
| 10. Klaten   | 303 032   | 916 377                       |
| 11. Sukoharjo  | 223 907   | 684 624                       |
| 12. Wonogiri   | 220 039   | 764 596                       |
| 13. Karanganyar                                      | 200 092   | 672 333                       |
| 14. Sragen   | 198 481   | 687 357                       |
| 15. Grobogan   | 288 415   | 1 035 520                     |
| 16. Blora  | 198 848   | 667 457                       |
| 17. Rembang  | 143 085   | 489 655                       |
| 18. Pati   | 321 722   | 969 955                       |
| 19. Kudus  | 185 032   | 654 875                       |
| 20. Jepara   | 276 377   | 916 770                       |
| 21. Demak  | 273 899   | 848 898                       |
| 22. Semarang   | 187 863   | 794 959                       |
| 23. Temanggung                                       | 149 705   | 584 094                       |
| 24. Kendal   | 244 325   | 729 184                       |
| 25. Batang   | 185 290   | 573 597                       |

Sumber: Survei Angkatan Kerja Nasional Agustus

Source: August National Labor Force Survey

REGENCY/MUNICIPALITY COMPARISON

**Tabel** 13.9 **Lanjutan**  
**Table** **Continued**

| <b>Kabupaten/Kota</b><br><b>Regency/Municipality</b> | <b>Bukan Angkatan Kerja</b><br><b>Economically Inactive</b> | <b>Jumlah</b><br><b>Total</b> |
|--|---|-------------------------------|
| (1)  | (5)   | (6)                           |
| <b>Kabupaten/Regency</b>                             |   |                               |
| 26. Pekalongan                                       | 188 695   | 650 231                       |
| 27. Pemalang   | 326 883   | 949 481                       |
| 28. Tegal  | 352 134   | 1 048 296                     |
| 29. Brebes   | 432 895   | 1 328 607                     |
| <b>Kota/Municipality</b>                             |   |                               |
| 1. Magelang  | 33 333  | 96 108                        |
| 2. Surakarta   | 139 246   | 410 773                       |
| 3. Salatiga  | 43 862  | 148 851                       |
| 4. Semarang  | 415 442   | 1 378 938                     |
| 5. Pekalongan  | 69 808  | 227 253                       |
| 6. Tegal   | 63 316  | 188 052                       |
| <b>Jawa Tengah</b>                                   | <b>2 065 614</b>  | <b>6 426 590</b>              |

Sumber: Survei Angkatan Kerja Nasional Agustus

Source: August National Labor Force Survey

# ***DATA***

**Mencerdaskan Bangsa**



***BADAN PUSAT STATISTIK  
KABUPATEN KENDAL***

***JL.Pramuka (komplek Perkantoran) Kendal,51351***

***Telp. (0294) 381461, Fax. (0294) 383461***

***Email: bps3324@bps.go.id***